

Circuit de Barcelona-Catalunya 4657 m.

# CLASSIFICATION

## MONSTER ENERGY GRAND PRIX OF CATALONIA

### FREE PRACTICE NR. 1

#	Rider	Nation	Team	Motorcycle	Time	Lap Total	Gap	T. Speed
1	13 <b>Hakim DANISH</b>	MAL	AEON Credit - MT Helmets - MSI	KTM	<b>1'47.478</b>	16 17		<b>247.1</b>
2	31 <b>Adrian FERNANDEZ</b>	SPA	Leopard Racing	HONDA	<b>1'47.679</b>	17 18	0.201 0.201	<b>248.8</b>
3	83 <b>Alvaro CARPE</b>	SPA	Red Bull KTM Ajo	KTM	<b>1'47.708</b>	16 16	0.230 0.029	<b>246.0</b>
4	27 <b>Rico SALMELA</b>	FIN	Red Bull KTM Tech3	KTM	<b>1'48.180</b>	15 16	0.702 0.472	<b>245.4</b>
5	11 <b>Adrian CRUCES</b>	SPA	CIP Green Power	KTM	<b>1'48.331</b>	14 16	0.853 0.151	<b>246.0</b>
6	97 <b>Marco MORELLI</b>	ARG	CFMOTO Gaviota Aspar Team	KTM	<b>1'48.466</b>	14 16	0.988 0.135	<b>245.4</b>
7	66 <b>Joel KELSO</b>	AUS	GRYD - MLav Racing	HONDA	<b>1'48.502</b>	15 15	1.024 0.036	<b>245.4</b>
8	54 <b>Jesus RIOS</b>	SPA	Rivacold Snipers Team	HONDA	<b>1'48.509</b>	12 13	1.031 0.007	<b>242.6</b>
9	6 <b>Ryusei YAMANAKA</b>	JPN	AEON Credit - MT Helmets - MSI	KTM	<b>1'48.510</b>	16 16	1.032 0.001	<b>246.5</b>
10	51 <b>Brian URIARTE</b>	SPA	Red Bull KTM Ajo	KTM	<b>1'48.584</b>	13 17	1.106 0.074	<b>246.0</b>
11	67 <b>Casey O'GORMAN</b>	IRL	SIC58 Squadra Corse	HONDA	<b>1'48.756</b>	15 16	1.278 0.172	<b>247.1</b>
12	28 <b>Maximo QUILES</b>	SPA	CFMOTO Gaviota Aspar Team	KTM	<b>1'49.086</b>	15 16	1.608 0.330	<b>247.7</b>
13	21 <b>Ruche MOODLEY</b>	RSA	CODE Motorsports	KTM	<b>1'49.093</b>	15 16	1.615 0.007	<b>243.2</b>
14	64 <b>David MUÑOZ</b>	SPA	Liqui Moly Dynavolt Intact GP	KTM	<b>1'49.264</b>	8 14	1.786 0.171	<b>244.8</b>
15	22 <b>David ALMANSA</b>	SPA	Liqui Moly Dynavolt Intact GP	KTM	<b>1'49.333</b>	15 15	1.855 0.069	<b>244.8</b>
16	73 <b>Valentin PERRONE</b>	ARG	Red Bull KTM Tech3	KTM	<b>1'49.357</b>	13 17	1.879 0.024	<b>242.6</b>
17	18 <b>Matteo BERTELLE</b>	ITA	LEVEL UP - MTA	KTM	<b>1'49.444</b>	9 12	1.966 0.087	<b>246.0</b>
18	78 <b>Joel ESTEBAN</b>	SPA	LEVEL UP - MTA	KTM	<b>1'49.450</b>	14 14	1.972 0.006	<b>246.5</b>
19	94 <b>Guido PINI</b>	ITA	Leopard Racing	HONDA	<b>1'49.572</b>	11 11	2.094 0.122	<b>243.7</b>
20	8 <b>Eddie O'SHEA</b>	GBR	GRYD - MLav Racing	HONDA	<b>1'49.615</b>	6 14	2.137 0.043	<b>245.4</b>
21	19 <b>Scott OGDEN</b>	GBR	CIP Green Power	KTM	<b>1'49.672</b>	12 15	2.194 0.057	<b>246.0</b>
22	5 <b>Leo RAMMERSTORFER</b>	AUT	SIC58 Squadra Corse	HONDA	<b>1'49.775</b>	13 15	2.297 0.103	<b>247.7</b>
23	9 <b>Veda PRATAMA</b>	INA	Honda Team Asia	HONDA	<b>1'50.142</b>	12 14	2.664 0.367	<b>242.6</b>
24	32 <b>Zen MITANI</b>	JPN	Honda Team Asia	HONDA	<b>1'50.242</b>	9 11	2.764 0.100	<b>239.4</b>
25	14 <b>Cormac BUCHANAN</b>	NZE	CODE Motorsports	KTM	<b>1'50.365</b>	8 13	2.887 0.123	<b>240.5</b>
26	10 <b>Nicola CARRARO</b>	ITA	Rivacold Snipers Team	HONDA	<b>1'50.448</b>	13 13	2.970 0.083	<b>241.6</b>

Practice condition: **Dry**

Air: 13°

Humidity: 63%

Ground: 30°

<b>Fastest Lap:</b>	Lap: 16	<b>Hakim DANISH</b>	<b>1'47.478</b>	155.9 Km/h
<b>Best Race Lap:</b>	2024	<b>Jose Antonio RUEDA</b>	<b>1'46.748</b>	157.0 Km/h
<b>All-Time Lap Record:</b>	2024	<b>David ALONSO</b>	<b>1'45.905</b>	158.3 Km/h

The results are provisional until the end of the limit for protest and appeals.

Time limit for protest expires 60' after publication of the results - ..... Time: **10:52**

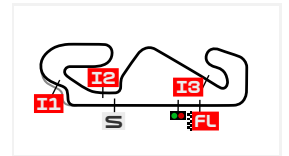
These data/results cannot be reproduced, stored and/or transmitted in whole or in part by any manner of electronic, mechanical, photocopying, recording, broadcasting or otherwise now known or herein after developed without the previous express consent by the copyright owner, except for reproduction in daily press and regular printed publications on sale to the public within 60 days of the event related to those data/results and always provided that copyright symbol appears together as follows below.

© MotoGP Sports Entertainment Group, 2026

Official MotoGP Timing by

www.motogp.com

Barcelona, Friday, May 15, 2026



Circuit de Barcelona-Catalunya 4657 m.

# TOP SPEED & AVERAGE

## MONSTER ENERGY GRAND PRIX OF CATALONIA FREE PRACTICE NR. 1

#	Rider	Nation	Motorcycle	Top 5 speeds					Average	Top
31	<b>Adrian FERNANDEZ</b>	SPA	HONDA	248.8	248.8	248.2	247.7	246.5	248.0	<b>248.8</b>
5	<b>Leo RAMMERSTORFER</b>	AUT	HONDA	247.7	247.1	244.8	241.0	241.0	243.8	<b>247.7</b>
28	<b>Maximo QUILES</b>	SPA	KTM	247.7	247.1	246.5	246.5	246.5	246.9	<b>247.7</b>
13	<b>Hakim DANISH</b>	MAL	KTM	247.1	246.5	246.5	246.0	243.7	245.3	<b>247.1</b>
67	<b>Casey O'GORMAN</b>	IRL	HONDA	247.1	244.8	242.6	242.6	242.1	243.8	<b>247.1</b>
6	<b>Ryusei YAMANAKA</b>	JPN	KTM	246.5	246.5	246.0	246.0	246.0	246.2	<b>246.5</b>
78	<b>Joel ESTEBAN</b>	SPA	KTM	246.5	244.8	244.8	244.3	243.7	244.6	<b>246.5</b>
11	<b>Adrian CRUCES</b>	SPA	KTM	246.0	245.4	244.3	243.7	243.7	244.6	<b>246.0</b>
18	<b>Matteo BERTELLE</b>	ITA	KTM	246.0	244.8	244.8	243.2	242.6	244.3	<b>246.0</b>
19	<b>Scott OGDEN</b>	GBR	KTM	246.0	246.0	245.4	244.3	243.7	245.1	<b>246.0</b>
51	<b>Brian URIARTE</b>	SPA	KTM	246.0	245.4	244.8	244.8	244.8	245.2	<b>246.0</b>
83	<b>Alvaro CARPE</b>	SPA	KTM	246.0	245.4	245.4	244.8	244.3	245.2	<b>246.0</b>
8	<b>Eddie O'SHEA</b>	GBR	HONDA	245.4	244.8	244.8	244.8	244.8	244.9	<b>245.4</b>
27	<b>Rico SALMELA</b>	FIN	KTM	245.4	245.4	244.8	244.8	244.3	244.9	<b>245.4</b>
66	<b>Joel KELSO</b>	AUS	HONDA	245.4	244.8	244.3	244.3	244.3	244.6	<b>245.4</b>
97	<b>Marco MORELLI</b>	ARG	KTM	245.4	245.4	244.8	244.3	244.3	244.8	<b>245.4</b>
22	<b>David ALMANSA</b>	SPA	KTM	244.8	244.8	244.8	244.3	244.3	244.5	<b>244.8</b>
64	<b>David MUÑOZ</b>	SPA	KTM	244.8	244.8	244.3	244.3	243.7	244.2	<b>244.8</b>
94	<b>Guido PINI</b>	ITA	HONDA	243.7	242.6	242.1	241.6	241.0	242.2	<b>243.7</b>
21	<b>Ruche MOODLEY</b>	RSA	KTM	243.2	243.2	242.6	242.6	242.1	242.6	<b>243.2</b>
9	<b>Veda PRATAMA</b>	INA	HONDA	242.6	242.1	241.6	241.6	241.0	241.8	<b>242.6</b>
54	<b>Jesus RIOS</b>	SPA	HONDA	242.6	240.5	240.5	240.0	240.0	240.7	<b>242.6</b>
73	<b>Valentin PERRONE</b>	ARG	KTM	242.6	240.0	239.4	239.4	239.4	240.2	<b>242.6</b>
10	<b>Nicola CARRARO</b>	ITA	HONDA	241.6	241.6	241.6	241.0	241.0	241.4	<b>241.6</b>
14	<b>Cormac BUCHANAN</b>	NZE	KTM	240.5	240.0	240.0	240.0	239.4	240.0	<b>240.5</b>
32	<b>Zen MITANI</b>	JPN	HONDA	239.4	239.4	238.9	238.9	238.9	239.1	<b>239.4</b>

These data/results cannot be reproduced, stored and/or transmitted in whole or in part by any manner of electronic, mechanical, photocopying, recording, broadcasting or otherwise now known or herein after developed without the previous express consent by the copyright owner, except for reproduction in daily press and regular printed publications on sale to the public within 60 days of the event related to those data/results and always provided that copyright symbol appears together as follows below.

© MotoGP Sports Entertainment Group, 2026

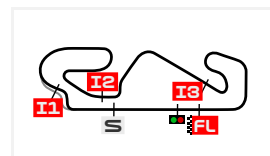
Official MotoGP Timing by [www.motogp.com](http://www.motogp.com)

Barcelona, Friday, May 15, 2026

# CHRONOLOGICAL ANALYSIS OF PERFORMANCES

## MONSTER ENERGY GRAND PRIX OF CATALONIA

### FREE PRACTICE NR. 1



Circuit de Barcelona-Catalunya 4657 m.

\* Lap / Sector time cancelled  
P Crossing the finish line in pit lane

T1 Time from finish line to 1st intermediate  
T2 Time from 1st intermed. to 2nd intermed.

T3 Time from 2nd intermed. to 3rd intermed.  
T4 Time from 3rd intermediate to finish line

Lap	Lap Time	T1	T2	T3	T4	Speed	Lap	Lap Time	T1	T2	T3	T4	Speed
<b>1st</b>	<b>13</b>	<b>Hakim DANISH</b>		AEON Credit - MT Helm MAL			1	2'50.485	20.744	37.627	22.315	34.982	169.8
		Runs=2	Total laps=17	Full laps=14	Valid laps=10		2	1'52.067 *	20.085	36.078 *	21.809	34.095	246.0
1	2'40.187	22.130	38.527	22.767	34.788	163.3	3	<b>1'50.815</b>	20.081	35.613	21.457	33.664	244.8
2	1'52.260 *	20.075 *	36.303	21.786	34.096	243.2	4	<b>1'49.861</b>	19.862	35.290	21.224	33.485	243.7
3	1'51.282 *	20.158	35.743	21.685	33.696 *	243.7	5	<b>1'50.292</b>	19.966	35.519	21.334	33.473	243.2
4	<b>1'50.328</b>	20.077	35.510	21.378	33.363	242.6	6	<b>1'49.915</b>	19.865	35.208	21.351	33.491	242.6
5	<b>1'49.276</b>	19.901	35.204	21.164	33.007	243.2	7	1'49.981 *	19.956	35.179	21.174	33.672 *	242.6
6	<b>1'49.142</b>	19.823	35.135	21.174	33.010	242.1	8	<b>1'49.202</b>	19.802	35.021	21.164	33.215	243.7
7	1'48.989 *	19.877	35.080	21.141	32.891 *	243.7	9	<b>1'49.329</b>	19.859	35.094	21.147	33.229	243.2
8	<b>1'49.288</b>	20.058	35.111	21.195	32.924	241.0	10	<b>1'50.404</b>	19.853	35.109	22.049	33.393	243.2
9	<b>1'48.783</b>	19.738	34.887	21.194	32.964	242.1	11	<b>1'49.574</b>	19.767	35.245	21.209	33.353	243.2
10	<b>1'49.102</b>	19.800	35.228	21.164	32.910	242.6	12	2'03.962 P	20.397 *	37.226	22.560	43.779	242.1
11	<b>1'48.820</b>	19.702	35.013	21.245	32.860	243.2	13	8'01.740 *	23.697	40.130	21.712	33.401 *	144.7
12	<b>1'48.832</b>	19.830	35.067	21.046	32.889	243.7	14	<b>1'47.845</b>	19.589	34.568	21.001	32.687	245.4
13	1'59.437 P	19.904	35.431	21.327	42.775	246.5	15	<b>1'47.845</b>	19.618	34.622	20.859	32.746	245.4
14	6'30.783	23.101	36.463	21.559	36.749	136.3	16	<b>1'47.708</b>	19.513	34.628	20.864	32.703	244.3
15	<b>1'47.718</b>	19.725	34.798	20.827	32.368	247.1							
16	<b>1'47.478</b>	19.505	34.596	20.947	32.430	246.5							
17	1'48.785 *	19.874 *	34.943	21.074	32.894	246.0							
<b>2nd</b>	<b>31</b>	<b>Adrian FERNANDEZ</b>		Leopard Racing SPA									
		Runs=2	Total laps=18	Full laps=15	Valid laps=11								
1	2'39.275	22.126	37.908	22.116	34.662	152.9							
2	<b>1'51.653</b>	20.089	36.092	21.510	33.962	244.8							
3	<b>1'50.590</b>	20.055	35.584	21.193	33.758	244.3							
4	<b>1'50.053</b>	19.980	35.373	21.261	33.439	244.8							
5	<b>1'49.437</b>	19.854	35.346	21.067	33.170	246.0							
6	1'50.524 *	20.372	35.525	21.204	33.423 *	246.5							
7	1'49.490 *	19.813	35.288	20.971	33.418 *	244.3							
8	<b>1'48.792</b>	19.753	35.130	20.945	32.964	244.8							
9	<b>1'49.001</b>	19.757	35.313	20.928	33.003	248.2							
10	<b>1'49.232</b>	19.879	35.277	20.990	33.086	245.4							
11	1'49.103 *	19.702	35.215 *	20.932	33.254	244.8							
12	<b>1'49.080</b>	19.706	35.280	20.945	33.149	244.3							
13	2'01.177 P	19.943	35.796	21.499	43.939	246.0							
14	4'40.125	25.878	36.481	21.048	33.057	147.5							
15	<b>1'48.137</b>	19.513	34.775	21.058	32.791	248.8							
16	<b>1'47.945</b>	19.476	34.830	20.860	32.779	248.8							
17	<b>1'47.679</b>	19.629	34.678	20.708	32.664	246.0							
18	1'52.659 *	20.026 *	38.315	21.057	33.261	247.7							
<b>4th</b>	<b>27</b>	<b>Rico SALMELA</b>		Red Bull KTM Tech3 FIN									
		Runs=2	Total laps=16	Full laps=13	Valid laps=9								
1	2'26.171	22.571	38.459	22.450	35.116	163.3							
2	<b>1'54.682</b>	20.994	36.987	21.996	34.705	242.6							
3	<b>1'53.125</b>	20.606	36.467	21.740	34.312	242.6							
4	<b>1'52.117</b>	20.229	36.222	21.584	34.082	243.7							
5	<b>1'51.290</b>	20.158	35.919	21.373	33.840	242.6							
6	1'51.048 *	20.124	35.851	21.390 *	33.683	242.6							
7	1'50.638 *	20.102	35.588	21.324	33.624 *	243.2							
8	1'50.422 *	19.998	35.518	21.339 *	33.567	243.2							
9	1'50.332 *	20.018	35.731	21.206	33.377 *	242.6							
10	<b>1'49.819</b>	20.000	35.359	21.202	33.258	245.4							
11	<b>1'49.503</b>	19.795	35.281	21.218	33.209	245.4							
12	2'02.859 P	19.715 *	36.865	22.057	44.222	244.3							
13	8'15.882	22.938	39.647	21.454	33.502	149.1							
14	<b>1'48.250</b>	19.812	34.803	20.890	32.745	243.7							
15	<b>1'48.180</b>	19.660	34.882	20.858	32.780	244.8							
16	<b>1'48.546</b>	19.728	34.921	20.930	32.967	244.8							
<b>5th</b>	<b>11</b>	<b>Adrian CRUCES</b>		CIP Green Power SPA									
		Runs=2	Total laps=16	Full laps=13	Valid laps=9								
1	2'59.611	22.458	39.060	22.495	34.975	161.9							
2	<b>1'53.567</b>	20.486	36.524	21.878	34.679	246.0							
3	<b>1'52.798</b>	20.359	36.370	21.781	34.288	243.7							
4	<b>1'51.867</b>	20.335	36.054	21.539	33.939	243.2							
5	<b>1'51.210</b>	20.263	35.746	21.402	33.799	242.6							
<b>3rd</b>	<b>83</b>	<b>Alvaro CARPE</b>		Red Bull KTM Ajo SPA									
		Runs=2	Total laps=16	Full laps=13	Valid laps=11								

**Fastest Lap:** Hakim DANISH MAL AEON Credit - MT Helmets - MSI **1'47.478** 19.505 34.596 20.947 32.430

These data/results cannot be reproduced, stored and/or transmitted in whole or in part by any manner of electronic, mechanical, photocopying, recording, broadcasting or otherwise now known or herein after developed without the previous express consent by the copyright owner, except for reproduction in daily press and regular printed publications on sale to the public within 60 days of the event related to those data/results and always provided that copyright symbol appears together as follows below.

© MotoGP Sports Entertainment Group, 2026

Official MotoGP Timing by

www.motogp.com

Barcelona, Friday, May 15, 2026

## Free Practice Nr. 1

## Moto3™

Lap	Lap Time	T1	T2	T3	T4	Speed	Lap	Lap Time	T1	T2	T3	T4	Speed
6	<b>1'50.585</b>	20.098	35.642	21.356	33.489	241.0	5	<b>1'50.930</b>	20.172	35.719	21.340	33.699	240.0
7	1'50.363 *	20.012	35.577	21.336	33.438 *	241.6	6	<b>1'50.845</b>	20.213	35.585	21.353	33.694	239.4
8	<b>1'49.816</b>	19.947	35.391	21.190	33.288	243.7	7	2'01.273 P	20.096	35.502	21.370	44.305	240.0
9	2'04.668 P	20.390 *	38.757	21.500	44.021	241.6	8	6'49.612	22.967	36.059	21.539	33.663	160.4
10	7'38.602 *	22.927	36.724 *	21.259	33.732	159.7	9	<b>1'50.049</b>	20.108	35.359	21.217	33.365	238.9
11	<b>1'49.161</b>	19.896	35.030	21.102	33.133	244.3	10	2'01.099 P	19.971	35.657	21.639	43.832	239.4
12	1'52.618 *	19.953 *	35.970	21.246	35.449	242.1	11	5'04.245 *	21.385	36.022 *	21.328	33.072	133.3
13	1'50.909 *	20.302	35.942 *	21.292	33.373	240.0	12	<b>1'48.509</b>	<b>19.833</b>	<b>34.843</b>	<b>20.961</b>	<b>32.872</b>	<b>242.6</b>
14	<b>1'48.331</b>	19.729	<b>34.866</b>	<b>20.973</b>	<b>32.763</b>	242.6	13	2'31.465 P	19.841	34.978 *	21.027	1'15.619	240.5
15	1'49.301 *	19.844	35.236 *	21.157	33.064	245.4							
16	<b>1'48.844</b>	<b>19.686</b>	34.939	20.996	33.223	242.6							

**6th 97 Marco MORELLI** CFMOTO Gaviota Aspar ARG  
 Runs=2 Total laps=16 Full laps=13 Valid laps=9

1	2'31.249 *	21.465	38.365	22.498	35.243 *	166.6
2	<b>1'54.522</b>	20.789	36.997	21.913	34.823	241.0
3	<b>1'52.708</b>	20.402	36.414	21.680	34.212	242.1
4	<b>1'51.725</b>	20.272	35.985	21.487	33.981	242.1
5	<b>1'50.665</b>	20.113	35.654	21.341	33.557	242.6
6	<b>1'50.977</b>	20.646	35.804	21.237	33.290	242.6
7	1'49.597 *	19.917	35.387	21.065	33.228 *	245.4
8	1'49.964 *	20.025	35.558	21.165	33.216 *	242.6
9	1'59.664 P	19.842	35.177	21.161	43.484	245.4
10	7'07.035 *	20.845	39.331	21.440	33.736 *	166.4
11	<b>1'50.536</b>	20.448	35.695	21.217	33.176	242.6
12	<b>1'49.172</b>	19.932	35.087	21.120	33.033	242.6
13	1'48.628 *	19.766	35.065 *	20.958	32.839	243.7
14	<b>1'48.466</b>	<b>19.669</b>	35.021	<b>20.955</b>	<b>32.821</b>	244.3
15	1'54.741 *	19.943	40.214 *	21.261	33.323	244.8
16	<b>1'48.782</b>	19.746	<b>34.976</b>	20.997	33.063	244.3

**7th 66 Joel KELSO** GRYD - MLav Racing AUS  
 Runs=2 Total laps=15 Full laps=12 Valid laps=10

1	2'42.148	21.423	38.014	22.648	34.817	162.8
2	<b>1'52.649</b>	20.267	36.454	21.913	34.015	243.7
3	<b>1'50.989</b>	19.997	35.704	21.490	33.798	244.3
4	<b>1'52.803</b>	19.947	35.571	21.514	35.771	244.3
5	<b>1'50.544</b>	19.813	35.785	21.482	33.464	244.3
6	<b>1'49.886</b>	19.930	35.332	21.335	33.289	243.2
7	1'50.899 *	19.751	35.247	21.268	34.633 *	243.7
8	<b>1'49.268</b>	19.856	35.161	21.141	33.110	244.8
9	<b>1'49.701</b>	19.856	35.306	21.261	33.278	244.3
10	<b>1'49.531</b>	19.827	35.270	21.176	33.258	243.2
11	2'07.290 P	20.611 *	39.918	23.502	43.259	242.6
12	8'35.511	21.610	38.200	23.480	33.601	144.9
13	<b>1'48.687</b>	19.750	34.999	21.049	<b>32.889</b>	243.7
14	2'01.915 *	19.912	37.312 *	23.915	40.776	243.2
15	<b>1'48.502</b>	<b>19.686</b>	<b>34.876</b>	<b>21.018</b>	32.922	245.4

**8th 54 Jesus RIOS** Rivacold Snipers Team SPA  
 Runs=3 Total laps=13 Full laps=7 Valid laps=7

1	3'03.371	22.327	37.967	23.157	35.384	165.6
2	<b>1'55.335</b>	20.739	37.769	22.160	34.667	239.4
3	<b>1'52.272</b>	20.370	36.119	21.693	34.090	239.4
4	<b>1'51.533</b>	20.150	35.941	21.560	33.882	240.5

**9th 6 Ryusei YAMANAKA** AEON Credit - MT Helm JPN  
 Runs=2 Total laps=16 Full laps=13 Valid laps=10

1	2'50.708	22.682	37.545	22.269	34.938	163.1
2	<b>1'52.461</b>	20.208	36.161	21.798	34.294	246.5
3	<b>1'51.786</b>	20.194	35.890	21.590	34.112	246.0
4	<b>1'51.737</b>	20.158	35.755	21.690	34.134	246.0
5	<b>1'52.502</b>	20.682	35.986	21.693	34.141	244.8
6	<b>1'51.092</b>	20.298	35.640	21.443	33.711	242.1
7	1'51.265 *	20.169	35.591	21.989	33.516 *	243.2
8	<b>1'49.994</b>	19.903	35.276	21.287	33.528	244.8
9	1'50.389 *	20.104	35.359	21.344 *	33.582 *	244.8
10	<b>1'50.741</b>	20.090	35.573	21.396	33.682	243.7
11	2'01.170 P	20.097	35.848	21.795	43.430	243.2
12	7'51.689 *	22.349	37.626	23.009	41.162 *	152.3
13	<b>1'49.758</b>	19.835	35.225	21.283	33.415	245.4
14	<b>1'48.879</b>	19.817	35.165	21.069	<b>32.828</b>	246.5
15	1'49.499 *	19.701 *	35.899 *	21.026	32.873 *	245.4
16	<b>1'48.510</b>	<b>19.677</b>	<b>34.815</b>	<b>20.974</b>	33.044	246.0

**10th 51 Brian URIARTE** Red Bull KTM Ajo SPA  
 Runs=2 Total laps=17 Full laps=14 Valid laps=12

1	2'43.388	20.960	38.026	22.320	34.741	177.3
2	<b>1'52.103</b>	20.126	36.062	21.916	33.999	244.8
3	<b>1'50.932</b>	19.930	35.727	21.543	33.732	244.8
4	<b>1'50.735</b>	19.867	35.646	21.353	33.869	243.7
5	1'50.389 *	20.070	35.377	21.393 *	33.549	241.0
6	<b>1'49.961</b>	19.882	35.323	21.289	33.467	243.2
7	1'50.790 *	20.154	35.534	21.446	33.656 *	242.6
8	<b>1'49.696</b>	19.826	35.347	21.177	33.346	242.6
9	<b>1'49.203</b>	19.793	35.071	21.082	33.257	243.2
10	2'00.346 P	19.936	35.419	21.685 *	43.306	241.6
11	6'19.532	18.787	36.473	21.463	33.507	171.9
12	<b>1'48.648</b>	19.760	34.929	21.033	<b>32.926</b>	243.7
13	<b>1'48.584</b>	19.752	<b>34.885</b>	20.986	32.961	245.4
14	<b>1'49.027</b>	19.677	35.002	21.060	33.288	242.6
15	<b>1'49.317</b>	19.697	35.031	21.094	33.495	246.0
16	<b>1'48.937</b>	19.735	34.992	<b>20.949</b>	33.261	244.3
17	<b>1'48.922</b>	<b>19.640</b>	35.025	21.030	33.227	244.8

**11th 67 Casey O'GORMAN** SIC58 Squadra Corse IRL  
 Runs=2 Total laps=16 Full laps=13 Valid laps=10

1	2'48.201	21.235	37.803	22.539	35.170	172.8
2	<b>1'53.928</b>	20.617	36.573	22.034	34.704	241.0
3	<b>1'52.131</b>	20.391	36.195	21.540	34.005	240.0
4	1'52.470 *	19.799 *	37.012	21.672	33.987 *	242.6

**Fastest Lap:** Hakim DANISH MAL AEON Credit - MT Helmets - MSI **1'47.478** 19.505 34.596 20.947 32.430

These data/results cannot be reproduced, stored and/or transmitted in whole or in part by any manner of electronic, mechanical, photocopying, recording, broadcasting or otherwise now known or herein after developed without the previous express consent by the copyright owner, except for reproduction in daily press and regular printed publications on sale to the public within 60 days of the event related to those data/results and always provided that copyright symbol appears together as follows below.

© MotoGP Sports Entertainment Group, 2026

Official MotoGP Timing by TISSOT

www.motogp.com

Barcelona, Friday, May 15, 2026

Page 2 of 5

## Free Practice Nr. 1

## Moto3™

Lap	Lap Time	T1	T2	T3	T4	Speed	Lap	Lap Time	T1	T2	T3	T4	Speed
5	<b>1'51.406</b>	20.547	35.839	21.308	33.712	247.1	3	<b>1'51.427</b>	20.187	35.807	21.594	33.839	243.2
6	<b>1'50.987</b>	20.182	35.801	21.446	33.558	239.4	4	<b>1'50.228</b>	20.058	35.521	21.218	33.431	243.7
7	1'50.617 *	20.144	35.479	21.390	33.604 *	240.0	5	<b>1'50.006</b>	19.972	35.455	21.215	33.364	244.8
8	1'50.316 *	20.128	35.498 *	21.267	33.423	241.0	6	<b>1'49.523</b>	19.907	35.319	21.154	33.143	243.2
9	<b>1'49.577</b>	20.095	35.217	21.061	33.204	241.0	7	1'50.067 *	19.839	35.218	21.650	33.360 *	244.3
10	<b>1'49.742</b>	19.981	35.305	21.222	33.234	240.5	8	1'49.264	19.834	35.101	21.105	33.224	243.7
11	2'01.621 P	20.025	35.409	21.246	44.941	238.9	9	1'57.287 P	19.411 *	35.206	21.032	41.638	241.0
12	7'53.866	20.101	39.507	22.227	36.006	168.7	10	8'41.383	20.616	38.369	22.500	35.603	166.6
13	<b>1'50.006</b>	20.235	35.382	21.207	33.182	240.0	11	<b>1'49.667</b>	20.026	35.350	21.071	33.220	244.8
14	<b>1'48.987</b>	19.864	35.099	21.197	32.827	242.1	12	1'49.458 *	19.905	35.217 *	21.253	33.083	244.3
15	1'48.756	19.714	35.052	21.042	32.948	244.8	13	2'25.241 P	19.939	55.716	24.748	44.838	243.2
16	<b>1'48.913</b>	19.770	35.280	21.008	32.855	242.6	14	2'42.142	20.673	38.495	23.574	36.585	156.2

**12th 28** **Maximo QUILES** CFMOTO Gaviota Aspar SPA  
Runs=2 Total laps=16 Full laps=13 Valid laps=7

1	2'58.629	28.146	37.434	22.065	34.750	127.5
2	1'52.131 *	20.146	36.340	21.602	34.043 *	246.5
3	<b>1'50.948</b>	20.064	35.803	21.381	33.700	246.5
4	1'50.703 *	19.973	35.474	21.202	34.054 *	245.4
5	<b>1'49.777</b>	19.729	35.539	21.103	33.406	246.5
6	<b>1'49.479</b>	19.886	35.337	21.077	33.179	245.4
7	1'49.288 *	19.755	35.174	21.150	33.209 *	247.7
8	1'49.250 *	19.792	35.104	20.906	33.448 *	246.0
9	1'58.046 P	19.127 *	35.333	21.148	42.438	247.1
10	7'54.148 *	18.657	35.741	21.308	33.378 *	179.1
11	1'51.748 *	19.517 *	36.473	21.848	33.910 *	242.6
12	<b>1'49.619</b>	19.907	35.355	21.156	33.201	243.7
13	<b>1'49.267</b>	19.910	35.163	20.970	33.224	243.7
14	1'49.000 *	19.785	35.088	21.080	33.047 *	243.7
15	1'49.086	19.804	35.172	21.024	33.086	242.1
16	<b>1'49.325</b>	19.872	35.187	21.083	33.183	243.2

**13th 21** **Ruche MOODLEY** CODE Motorsports RSA  
Runs=2 Total laps=16 Full laps=13 Valid laps=12

1	2'39.556	22.103	38.193	22.651	35.596	156.5
2	<b>1'53.551</b>	20.390	36.473	22.147	34.541	239.4
3	<b>1'53.185</b>	20.467	36.232	21.884	34.602	241.0
4	<b>1'52.229</b>	20.281	35.945	21.640	34.363	243.2
5	<b>1'51.600</b>	20.321	35.831	21.634	33.814	239.4
6	<b>1'53.904</b>	20.141	35.629	22.590	35.544	242.1
7	1'51.269 *	20.310	35.636	21.513	33.810 *	242.6
8	<b>1'51.934</b>	20.155	36.291	21.595	33.893	243.2
9	<b>1'50.911</b>	20.121	35.606	21.436	33.748	242.6
10	<b>1'51.574</b>	20.153	35.784	21.625	34.012	242.1
11	2'00.286 P	20.013	35.491	21.361	43.421	242.1
12	7'56.119	21.579	36.285	21.661	38.103	171.7
13	<b>1'52.864</b>	19.933	35.492	21.558	35.881	241.6
14	<b>1'49.289</b>	20.035	35.153	21.001	33.100	240.5
15	1'49.093	19.913	35.077	21.094	33.009	241.0
16	<b>1'49.377</b>	20.070	34.994	21.162	33.151	237.3

**14th 64** **David MUÑOZ** Liqui Moly Dynavolt Int SPA  
Runs=3 Total laps=14 Full laps=9 Valid laps=7

1	2'57.229	24.194	38.725	22.401	34.861	148.1
2	<b>1'52.670</b>	20.478	36.434	21.766	33.992	243.7

**15th 22** **David ALMANSA** Liqui Moly Dynavolt Int SPA  
Runs=2 Total laps=15 Full laps=12 Valid laps=11

1	3'22.654	20.545	38.525	22.561	35.075	175.6
2	<b>1'53.433</b>	20.578	36.631	21.961	34.263	243.7
3	<b>1'51.599</b>	20.227	36.059	21.559	33.754	244.3
4	<b>1'51.346</b>	20.136	35.917	21.479	33.814	244.3
5	<b>1'54.094</b>	20.056	35.892	21.349	36.797	243.7
6	<b>1'50.690</b>	20.021	35.553	21.309	33.807	244.8
7	1'50.261 *	19.934	35.369	21.251	33.707 *	243.7
8	<b>1'49.748</b>	19.869	35.242	21.175	33.462	243.7
9	<b>1'49.344</b>	19.809	35.192	21.194	33.149	244.8
10	1'59.914 P	19.881	35.319	21.324	43.390	244.8
11	8'43.980	20.006	36.214	21.665	33.458	167.7
12	<b>1'50.062</b>	20.036	35.451	21.255	33.320	244.3
13	<b>1'49.456</b>	19.889	35.281	21.136	33.150	244.3
14	<b>1'49.735</b>	19.772	35.373	21.264	33.326	243.7
15	1'49.333	19.799	35.289	21.136	33.109	243.7

**16th 73** **Valentin PERRONE** Red Bull KTM Tech3 ARG  
Runs=2 Total laps=17 Full laps=14 Valid laps=11

1	2'16.305	20.636	37.550	22.152	34.992	171.7
2	<b>1'53.289</b>	20.703	36.408	21.787	34.391	242.6
3	<b>1'51.918</b>	20.197	35.958	21.680	34.083	237.8
4	<b>1'51.386</b>	20.092	35.956	21.428	33.910	238.4
5	<b>1'51.626</b>	20.193	36.224	21.489	33.720	238.9
6	<b>1'50.732</b>	20.164	35.684	21.311	33.573	237.3
7	<b>1'50.520</b>	20.095	35.495	21.334	33.596	237.8
8	<b>1'50.343</b>	19.989	35.581	21.275	33.498	237.8
9	<b>1'51.312</b>	20.246	36.066	21.429	33.571	237.8
10	<b>1'50.437</b>	19.989	35.654	21.331	33.463	239.4
11	1'59.100 P	19.930	35.558	21.253	42.359	240.0
12	5'55.496	19.530	36.873	21.465	33.360	169.8
13	1'49.357	19.901	35.183	21.114	33.159	238.4
14	1'50.092 *	19.837	35.598 *	21.325	33.332	239.4
15	1'49.407 *	19.747	35.245	21.217 *	33.198	239.4
16	1'49.642 *	19.854	35.149	21.130	33.509 *	238.4
17	<b>1'49.812</b>	19.908	35.361	21.225	33.318	237.8

**17th 18** **Matteo BERTELLE** LEVEL UP - MTA ITA  
Runs=2 Total laps=12 Full laps=9 Valid laps=7

1	3'23.761	20.789	38.133	22.468	35.022	172.2
2	<b>1'52.461</b>	20.401	36.232	21.734	34.094	242.6

**Fastest Lap:** Hakim DANISH MAL AEON Credit - MT Helmets - MSI **1'47.478** 19.505 34.596 20.947 32.430

These data/results cannot be reproduced, stored and/or transmitted in whole or in part by any manner of electronic, mechanical, photocopying, recording, broadcasting or otherwise now known or herein after developed without the previous express consent by the copyright owner, except for reproduction in daily press and regular printed publications on sale to the public within 60 days of the event related to those data/results and always provided that copyright symbol appears together as follows below.

© MotoGP Sports Entertainment Group, 2026

Official MotoGP Timing by  TISSOT

www.motogp.com

Barcelona, Friday, May 15, 2026

Page 3 of 5

## Free Practice Nr. 1

Moto3™

Lap	Lap Time	T1	T2	T3	T4	Speed
3	<b>1'52.133</b>	20.236	36.276	21.567	34.054	244.8
4	<b>1'50.915</b>	20.032	35.618	21.411	33.854	243.2
5	<b>1'51.847</b>	20.008	36.017	21.618	34.204	244.8
6	1'50.494 *	20.046	35.609	21.218	33.621 *	241.0
7	<b>1'50.113</b>	20.024	35.467	21.278	33.344	240.5
8	<b>1'49.632</b>	19.958	35.273	21.151	33.250	240.0
9	<b>1'49.444</b>	19.821	35.284	21.123	<b>33.216</b>	241.0
10	1'49.135 *	19.856	<b>35.067</b>	<b>21.056</b>	33.156 *	241.6
11	2'06.068 P	<b>19.762</b>	38.282	23.090	44.934	241.0
12	9'12.242	21.468	38.055	23.317	34.271	163.6
	unfinished	20.087				<b>246.0</b>

18th	78	Joel ESTEBAN	LEVEL UP - MTA	SPA		
Runs=2	Total laps=14	Full laps=11	Valid laps=9			
1	2'56.024	22.056	38.480	22.337	34.905	164.3
2	<b>1'53.414</b>	20.411	36.562	22.000	34.441	243.2
3	<b>1'52.224</b>	20.197	36.144	21.830	34.053	243.2
4	<b>1'50.852</b>	20.229	35.600	21.408	33.615	243.7
5	<b>1'50.470</b>	19.888	35.558	21.298	33.726	243.2
6	<b>1'50.547</b>	19.976	35.622	21.379	33.570	244.8
7	1'50.405 *	20.069	35.547	21.352	33.437 *	244.3
8	2'00.497 P	20.066	35.585	21.369	43.477	243.7
9	11'24.377	22.267	37.691	21.631	33.785	160.0
10	<b>1'50.592</b>	20.012	35.549	21.482	33.549	241.6
11	<b>1'50.400</b>	19.992	35.563	21.306	33.539	242.6
12	1'57.400 *	19.915	35.627	21.281	40.577 *	242.1
13	<b>1'50.023</b>	19.957	35.400	21.250	33.416	<b>246.5</b>
14	<b>1'49.450</b>	<b>19.808</b>	<b>35.263</b>	<b>21.183</b>	<b>33.196</b>	244.8

19th	94	Guido PINI	Leopard Racing	ITA		
Runs=4	Total laps=11	Full laps=5	Valid laps=4			
1	2'52.521 P	21.371	38.092	22.878	45.473	163.6
2	5'24.638	22.074	37.367	22.311	34.571	160.0
3	2'01.867 P	20.349	36.292	21.741	43.485	240.5
4	8'06.337 *	20.903	36.702	21.992	34.254 *	164.8
5	<b>1'51.659</b>	20.270	35.943	21.588	33.858	240.5
6	<b>1'51.395</b>	20.052	35.763	21.691	33.889	241.0
7	2'00.715 P	19.942	35.747	21.624	43.402	241.6
8	6'04.230 *	20.488	36.327 *	21.720	33.539	165.3
9	1'50.258 *	19.968	35.424	21.398	33.468 *	242.6
10	<b>1'49.892</b>	<b>19.812</b>	35.298	21.365	33.417	242.1
11	<b>1'49.572</b>	19.908	<b>35.174</b>	<b>21.189</b>	<b>33.301</b>	<b>243.7</b>

20th	8	Eddie O'SHEA	GRYD - MLav Racing	GBR		
Runs=2	Total laps=14	Full laps=10	Valid laps=7			
1	2'45.620	21.134	37.365	22.122	34.794	175.8
2	<b>1'51.357</b>	20.227	35.745	21.560	33.825	244.3
3	<b>1'50.764</b>	20.091	35.548	21.439	33.686	243.2
4	<b>1'50.610</b>	19.923	35.422	21.330	33.935	243.7
5	<b>1'51.310</b>	19.938	36.029	21.568	33.775	244.8
6	<b>1'49.615</b>	19.889	35.321	<b>21.092</b>	<b>33.313</b>	244.8
7	1'49.988 *	<b>19.788</b>	<b>35.218</b>	21.252	33.730 *	244.3
8	<b>1'49.777</b>	19.845	35.331	21.221	33.380	244.3
9	2'01.261 P	19.934	35.913	21.514	43.900	244.8
10	10'38.608	19.412	36.873	21.242	33.513	174.7

Lap	Lap Time	T1	T2	T3	T4	Speed
11	1'50.053 *	19.978	35.320 *	21.229	33.526	244.8
12	1'50.962 *	19.603 *	36.060	21.592	33.707	244.3
13	<b>1'51.142</b>	19.899	36.068	21.308	33.867	244.8
14	2'04.233 P	19.964	36.812	22.325	45.132	<b>245.4</b>

21st	19	Scott OGDEN	CIP Green Power	GBR		
Runs=2	Total laps=15	Full laps=12	Valid laps=11			
1	3'00.791	22.277	38.222	22.505	35.027	154.9
2	1'53.784 *	20.500	36.650	21.985	34.649 *	244.3
3	<b>1'52.838</b>	20.545	36.389	21.695	34.209	243.2
4	<b>1'51.801</b>	20.261	36.086	21.621	33.833	242.6
5	<b>1'51.269</b>	20.147	35.822	21.431	33.869	243.7
6	<b>1'51.003</b>	20.194	35.650	21.568	33.591	242.1
7	<b>1'50.734</b>	20.063	35.580	21.395	33.696	242.1
8	<b>1'50.715</b>	19.990	35.808	21.358	33.559	243.2
9	<b>1'50.835</b>	20.119	35.560	21.392	33.764	242.6
10	2'05.967 P	21.728 *	37.686	22.456	44.097	241.0
11	7'34.848	20.033	37.027	22.641	35.374	171.9
12	<b>1'49.672</b>	19.964	<b>35.207</b>	21.254	<b>33.247</b>	<b>246.0</b>
13	<b>1'54.319</b>	20.053	35.927	21.325	37.014	242.6
14	<b>1'50.461</b>	19.951	35.346	<b>21.224</b>	33.940	243.2
15	<b>1'49.851</b>	19.961	35.339	21.241	33.310	246.0
	unfinished	<b>19.892</b>				245.4

22nd	5	Leo RAMMERSTORFER	SIC58 Squadra Corse	AUT		
Runs=2	Total laps=15	Full laps=12	Valid laps=8			
1	2'49.587	21.043	38.308	22.838	35.513	171.7
2	<b>1'54.386</b>	20.878	36.754	22.025	34.729	241.0
3	<b>1'53.149</b>	20.530	36.221	21.882	34.516	241.0
4	1'52.973 *	20.502	36.130	21.956	34.385 *	240.5
5	<b>1'53.891</b>	20.587	36.343	21.871	35.090	236.8
6	<b>1'51.706</b>	20.387	35.902	21.587	33.830	241.0
7	1'51.736 *	20.234	35.740	21.525	34.237 *	240.5
8	<b>1'51.649</b>	20.221	35.834	21.520	34.074	237.3
9	1'56.127 *	20.172 *	39.812 *	22.013	34.130	237.8
10	2'01.143 P	20.218	35.831	21.627	43.467	238.4
11	9'29.123	20.616	37.651	22.867	41.011	171.1
12	<b>1'50.863</b>	20.296	35.659	21.506	33.402	247.1
13	<b>1'49.775</b>	20.020	<b>35.300</b>	<b>21.267</b>	<b>33.188</b>	<b>244.8</b>
14	<b>1'50.176</b>	<b>19.992</b>	35.314	21.339	33.531	<b>247.7</b>
15	1'50.157 *	20.067	35.356	21.367	33.367 *	240.5

23rd	9	Veda PRATAMA	Honda Team Asia	INA		
Runs=2	Total laps=14	Full laps=11	Valid laps=11			
1	2'15.915	22.651	39.356	23.262	36.181	165.8
2	<b>1'54.946</b>	21.034	37.196	21.980	34.736	241.0
3	<b>1'52.334</b>	20.469	36.085	21.693	34.087	240.5
4	<b>1'51.481</b>	20.167	35.830	21.464	34.020	<b>242.6</b>
5	<b>1'52.284</b>	20.259	36.272	21.475	34.278	241.6
6	<b>1'51.143</b>	20.156	35.606	21.586	33.795	241.6
7	<b>1'50.984</b>	20.070	35.620	21.564	33.730	242.1
8	2'04.238 P	20.262	36.045 *	21.611	46.320	240.0
9	11'36.875 *	21.230	37.261	21.935	34.249 *	162.4
10	<b>1'50.711</b>	20.127	35.470	21.514	33.600	240.5
11	<b>1'50.438</b>	20.037	35.443	21.504	33.454	240.5

**Fastest Lap:** Hakim DANISH MAL AEON Credit - MT Helmets - MSI **1'47.478** 19.505 34.596 20.947 32.430

These data/results cannot be reproduced, stored and/or transmitted in whole or in part by any manner of electronic, mechanical, photocopying, recording, broadcasting or otherwise now known or herein after developed without the previous express consent by the copyright owner, except for reproduction in daily press and regular printed publications on sale to the public within 60 days of the event related to those data/results and always provided that copyright symbol appears together as follows below.

© MotoGP Sports Entertainment Group, 2026

Official MotoGP Timing by  TISSOT

www.motogp.com

Barcelona, Friday, May 15, 2026

Page 4 of 5



## Free Practice Nr. 1

Moto3™

Lap	Lap Time	T1	T2	T3	T4	Speed	Lap	Lap Time	T1	T2	T3	T4	Speed
12	<b>1'50.142</b>	20.003	35.324	21.372	<b>33.443</b>	240.5							
13	<b>1'50.867</b>	<b>19.980</b>	35.623	21.455	33.809	240.5							
14	<b>1'50.363</b>	20.037	<b>35.302</b>	<b>21.319</b>	33.705	240.5							

24th	<b>32</b>	Zen MITANI	Honda Team Asia	JPN		
Runs=2	Total laps=11	Full laps=8	Valid laps=7			
1	2'15.168	22.418	39.364	23.259	35.306	164.1
2	1'54.527 *	20.794	36.898	21.853	34.982 *	238.4
3	<b>1'53.014</b>	20.678	36.164	21.770	34.402	237.8
4	1'51.996 *	20.369	35.974	21.635	34.018 *	<b>239.4</b>
5	<b>1'51.530</b>	20.318	35.814	21.541	33.857	238.9
6	<b>1'50.907</b>	20.382	35.539	21.363	33.623	237.8
	<b>unfinished</b>	20.187	35.505	21.357		239.4
7	<b>1'52.518</b>	20.517	36.362	21.673	33.966	163.6
8	<b>1'50.786</b>	20.154	35.444	21.450	33.738	238.9
9	<b>1'50.242</b>	20.167	35.406	<b>21.306</b>	<b>33.363</b>	238.9
10	1'50.304 *	20.135	35.453	21.355	33.361 *	237.3
11	1'50.206 *	<b>20.075</b>	<b>35.212</b>	21.404	33.515 *	236.8

25th	<b>14</b>	Cormac BUCHANAN	CODE Motorsports	NZE		
Runs=2	Total laps=13	Full laps=10	Valid laps=8			
1	2'36.931	21.068	38.665	22.734	35.527	161.9
2	<b>1'54.838</b>	20.445	36.981	22.186	35.226	238.9
3	2'03.753 P	20.334	36.716	22.073	44.630	240.0
4	10'29.117	20.533	36.510	21.854	34.464	165.8
5	<b>1'51.413</b>	20.145	35.777	21.651	33.840	240.0
6	<b>1'51.362</b>	20.031	35.820	21.629	33.882	240.0
7	<b>1'50.616</b>	20.023	35.595	21.435	<b>33.563</b>	<b>240.5</b>
8	<b>1'50.365</b>	<b>19.935</b>	<b>35.397</b>	21.392	33.641	238.9
9	<b>1'50.725</b>	20.166	35.538	<b>21.366</b>	33.655	239.4
10	<b>1'50.717</b>	20.025	35.537	21.459	33.696	238.9
11	<b>3'43.641</b>	19.984	2'22.265	25.338	36.054	238.4
12	1'54.044 *	20.455	36.975 *	21.943	34.671	237.3
13	1'59.870 *	22.038 *	40.173	22.387	35.272	235.8

26th	<b>10</b>	Nicola CARRARO	Rivacold Snipers Team	ITA		
Runs=2	Total laps=13	Full laps=10	Valid laps=6			
1	2'50.508	20.688	38.308	22.921	35.555	173.0
2	<b>1'54.895</b>	20.608	36.874	22.403	35.010	<b>241.6</b>
3	<b>1'53.766</b>	20.445	36.760	22.034	34.527	238.9
4	<b>1'52.668</b>	20.554	36.366	21.870	33.878	237.3
5	<b>1'51.427</b>	20.163	36.160	21.470	33.634	241.6
6	<b>1'51.122</b>	20.130	35.719	21.534	33.739	241.6
7	1'53.971 *	20.173	35.935	21.876	35.987 *	239.4
8	1'51.858 *	20.274	36.094 *	21.847	33.643 *	238.4
9	2'04.627 P	20.341	38.381	21.854	44.051	240.5
10	11'57.164	20.660	38.080	23.594	34.061	163.8
11	1'53.211 *	20.277	36.097 *	22.005	34.832 *	237.3
12	1'54.823 *	20.132	38.702 *	<b>21.622 *</b>	<b>34.367</b>	241.0
13	<b>1'50.448</b>	<b>19.963</b>	<b>35.605</b>	<b>21.468</b>	<b>33.412</b>	241.0

**Fastest Lap:** Hakim DANISH MAL AEON Credit - MT Helmets - MSI **1'47.478** 19.505 34.596 20.947 32.430

These data/results cannot be reproduced, stored and/or transmitted in whole or in part by any manner of electronic, mechanical, photocopying, recording, broadcasting or otherwise now known or herein after developed without the previous express consent by the copyright owner, except for reproduction in daily press and regular printed publications on sale to the public within 60 days of the event related to those data/results and always provided that copyright symbol appears together as follows below.

© MotoGP Sports Entertainment Group, 2026

Official MotoGP Timing by  TISSOT

www.motogp.com

Barcelona, Friday, May 15, 2026

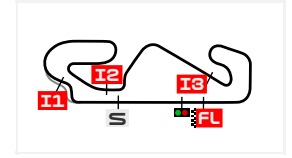
Page 5 of 5



# BEST PARTIAL TIMES

## MONSTER ENERGY GRAND PRIX OF CATALONIA

### FREE PRACTICE NR. 1



Circuit de Barcelona-Catalunya#657 m.

*IT* Ideal Lap Time, sum of the best partial times

*BT* Best Lap Time

Pos	T1		T2		T3		T4		Pos	Rider	IT	BT	
	Rider	Time	Rider	Time	Rider	Time	Rider	Time					
1	A.FERNANDEZ	19.476	A.CARPE	34.568	A.FERNANDEZ	20.708	H.DANISH	32.368	1	H.DANISH	1'47.296	1'47.478	(1)
2	<b>H.DANISH</b>	<b>19.505</b>	<b>H.DANISH</b>	<b>34.596</b>	<b>H.DANISH</b>	<b>20.827</b>	<b>A.FERNANDEZ</b>	<b>32.664</b>	2	A.FERNANDEZ	1'47.526	1'47.679	(2)
3	A.CARPE	19.513	A.FERNANDEZ	34.678	R.SALMELA	20.858	A.CARPE	32.687	3	A.CARPE	1'47.627	1'47.708	(3)
4	<b>B.URIARTE</b>	<b>19.640</b>	<b>R.SALMELA</b>	<b>34.803</b>	<b>A.CARPE</b>	<b>20.859</b>	<b>R.SALMELA</b>	<b>32.745</b>	4	R.SALMELA	1'48.066	1'48.180	(4)
5	R.SALMELA	19.660	R.YAMANAKA	34.815	M.QUILES	20.906	A.CRUCES	32.763	5	A.CRUCES	1'48.288	1'48.331	(5)
6	<b>M.MORELLI</b>	<b>19.669</b>	<b>J.RIOS</b>	<b>34.843</b>	<b>B.URIARTE</b>	<b>20.949</b>	<b>M.MORELLI</b>	<b>32.821</b>	6	R.YAMANAKA	1'48.294	1'48.510	(9)
7	R.YAMANAKA	19.677	A.CRUCES	34.866	M.MORELLI	20.955	C.O'GORMAN	32.827	7	B.URIARTE	1'48.400	1'48.584	(10)
8	<b>A.CRUCES</b>	<b>19.686</b>	<b>J.KELSO</b>	<b>34.876</b>	<b>J.RIOS</b>	<b>20.961</b>	<b>R.YAMANAKA</b>	<b>32.828</b>	8	M.MORELLI	1'48.421	1'48.466	(6)
9	J.KELSO	19.686	B.URIARTE	34.885	A.CRUCES	20.973	J.RIOS	32.872	9	J.KELSO	1'48.469	1'48.502	(7)
10	<b>C.O'GORMAN</b>	<b>19.714</b>	<b>M.MORELLI</b>	<b>34.976</b>	<b>R.YAMANAKA</b>	<b>20.974</b>	<b>J.KELSO</b>	<b>32.889</b>	10	J.RIOS	1'48.509	1'48.509	(8)
11	M.QUILES	19.729	R.MOODLEY	34.994	R.MOODLEY	21.001	B.URIARTE	32.926	11	C.O'GORMAN	1'48.601	1'48.756	(11)
12	<b>V.PERRONE</b>	<b>19.747</b>	<b>C.O'GORMAN</b>	<b>35.052</b>	<b>C.O'GORMAN</b>	<b>21.008</b>	<b>R.MOODLEY</b>	<b>33.009</b>	12	M.QUILES	1'48.809	1'49.086	(12)
13	M.BERTELLE	19.762	M.BERTELLE	35.067	J.KELSO	21.018	D.MUÑOZ	33.083	13	R.MOODLEY	1'48.917	1'49.093	(13)
14	<b>D.ALMANSA</b>	<b>19.772</b>	<b>M.QUILES</b>	<b>35.088</b>	<b>D.MUÑOZ</b>	<b>21.032</b>	<b>M.QUILES</b>	<b>33.086</b>	14	D.MUÑOZ	1'49.050	1'49.264	(14)
15	E.O'SHEA	19.788	D.MUÑOZ	35.101	M.BERTELLE	21.056	D.ALMANSA	33.109	15	M.BERTELLE	1'49.101	1'49.444	(17)
16	<b>J.ESTEBAN</b>	<b>19.808</b>	<b>V.PERRONE</b>	<b>35.149</b>	<b>E.O'SHEA</b>	<b>21.092</b>	<b>V.PERRONE</b>	<b>33.159</b>	16	V.PERRONE	1'49.169	1'49.357	(16)
17	G.PINI	19.812	G.PINI	35.174	V.PERRONE	21.114	L.RAMMERSTOR	33.188	17	D.ALMANSA	1'49.209	1'49.333	(15)
18	<b>J.RIOS</b>	<b>19.833</b>	<b>D.ALMANSA</b>	<b>35.192</b>	<b>D.ALMANSA</b>	<b>21.136</b>	<b>J.ESTEBAN</b>	<b>33.196</b>	18	E.O'SHEA	1'49.411	1'49.615	(20)
19	D.MUÑOZ	19.834	S.OGDEN	35.207	J.ESTEBAN	21.183	M.BERTELLE	33.216	19	J.ESTEBAN	1'49.450	1'49.450	(18)
20	<b>S.OGDEN</b>	<b>19.892</b>	<b>Z.MITANI</b>	<b>35.212</b>	<b>G.PINI</b>	<b>21.189</b>	<b>S.OGDEN</b>	<b>33.247</b>	20	G.PINI	1'49.476	1'49.572	(19)
21	R.MOODLEY	19.913	E.O'SHEA	35.218	S.OGDEN	21.224	G.PINI	33.301	21	S.OGDEN	1'49.570	1'49.672	(21)
22	<b>C.BUCHANAN</b>	<b>19.935</b>	<b>J.ESTEBAN</b>	<b>35.263</b>	<b>L.RAMMERSTOR</b>	<b>21.267</b>	<b>E.O'SHEA</b>	<b>33.313</b>	22	L.RAMMERSTORFER	1'49.747	1'49.775	(22)
23	N.CARRARO	19.963	L.RAMMERSTOR	35.300	Z.MITANI	21.306	Z.MITANI	33.363	23	Z.MITANI	1'49.956	1'50.242	(24)
24	<b>V.PRATAMA</b>	<b>19.980</b>	<b>V.PRATAMA</b>	<b>35.302</b>	<b>V.PRATAMA</b>	<b>21.319</b>	<b>N.CARRARO</b>	<b>33.412</b>	24	V.PRATAMA	1'50.044	1'50.142	(23)
25	L.RAMMERSTOR	19.992	C.BUCHANAN	35.397	C.BUCHANAN	21.366	V.PRATAMA	33.443	25	C.BUCHANAN	1'50.261	1'50.365	(25)

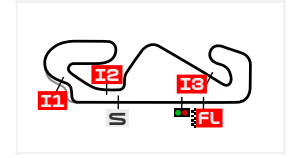
These data/results cannot be reproduced, stored and/or transmitted in whole or in part by any manner of electronic, mechanical, photocopying, recording, broadcasting or otherwise now known or herein after developed without the previous express consent by the copyright owner, except for reproduction in daily press and regular printed publications on sale to the public within 60 days of the event related to those data/results and always provided that copyright symbol appears together as follows below.

© MotoGP Sports Entertainment Group, 2026

## BEST PARTIAL TIMES

### MONSTER ENERGY GRAND PRIX OF CATALONIA

#### FREE PRACTICE NR. 1



Circuit de Barcelona-Catalunya 4.657 m.

*IT* Ideal Lap Time, sum of the best partial times

*BT* Best Lap Time

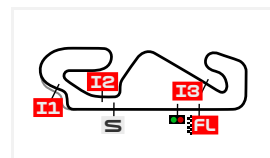
Pos	<i>T1</i>		<i>T2</i>		<i>T3</i>		<i>T4</i>		Pos	Rider	<i>IT</i>	<i>BT</i>
	Rider	Time	Rider	Time	Rider	Time	Rider	Time				
26	Z.MITANI	20.075	N.CARRARO	35.605	N.CARRARO	21.468	C.BUCHANAN	33.563	26	N.CARRARO	1'50.448	1'50.448 (26)

These data/results cannot be reproduced, stored and/or transmitted in whole or in part by any manner of electronic, mechanical, photocopying, recording, broadcasting or otherwise now known or herein after developed without the previous express consent by the copyright owner, except for reproduction in daily press and regular printed publications on sale to the public within 60 days of the event related to those data/results and always provided that copyright symbol appears together as follows below.

© MotoGP Sports Entertainment Group, 2026

## FASTEST LAPS SEQUENCE

### MONSTER ENERGY GRAND PRIX OF CATALONIA FREE PRACTICE NR. 1



Circuit de Barcelona-Catalunya 4657 m.

Practice Time	#	Rider	Nation	Motorcycle	Time	Km/h	Rider's Lap
<b>4'09.594</b>	73	<b>Valentin PERRONE</b>	ARG	KTM	<b>1'53.289</b>	147.9	2
<b>4'30.928</b>	31	<b>Adrian FERNANDEZ</b>	SPA	HONDA	<b>1'51.653</b>	150.1	2
<b>4'36.977</b>	8	<b>Eddie O'SHEA</b>	GBR	HONDA	<b>1'51.357</b>	150.5	2
<b>6'21.518</b>	31	<b>Adrian FERNANDEZ</b>	SPA	HONDA	<b>1'50.590</b>	151.5	3
<b>8'11.571</b>	31	<b>Adrian FERNANDEZ</b>	SPA	HONDA	<b>1'50.053</b>	152.3	4
<b>8'23.228</b>	83	<b>Alvaro CARPE</b>	SPA	KTM	<b>1'49.861</b>	152.6	4
<b>10'01.008</b>	31	<b>Adrian FERNANDEZ</b>	SPA	HONDA	<b>1'49.437</b>	153.1	5
<b>10'03.333</b>	13	<b>Hakim DANISH</b>	MAL	KTM	<b>1'49.276</b>	153.4	5
<b>11'52.475</b>	13	<b>Hakim DANISH</b>	MAL	KTM	<b>1'49.142</b>	153.6	6
<b>15'29.814</b>	31	<b>Adrian FERNANDEZ</b>	SPA	HONDA	<b>1'48.792</b>	154.1	8
<b>17'19.535</b>	13	<b>Hakim DANISH</b>	MAL	KTM	<b>1'48.783</b>	154.1	9
<b>27'35.723</b>	51	<b>Brian URIARTE</b>	SPA	KTM	<b>1'48.648</b>	154.3	12
<b>29'24.307</b>	51	<b>Brian URIARTE</b>	SPA	KTM	<b>1'48.584</b>	154.3	13
<b>31'15.669</b>	31	<b>Adrian FERNANDEZ</b>	SPA	HONDA	<b>1'48.137</b>	155.0	15
<b>33'03.614</b>	31	<b>Adrian FERNANDEZ</b>	SPA	HONDA	<b>1'47.945</b>	155.3	16
<b>33'04.227</b>	13	<b>Hakim DANISH</b>	MAL	KTM	<b>1'47.718</b>	155.6	15
<b>34'51.293</b>	31	<b>Adrian FERNANDEZ</b>	SPA	HONDA	<b>1'47.679</b>	155.6	17
<b>34'51.705</b>	13	<b>Hakim DANISH</b>	MAL	KTM	<b>1'47.478</b>	155.9	16

These data/results cannot be reproduced, stored and/or transmitted in whole or in part by any manner of electronic, mechanical, photocopying, recording, broadcasting or otherwise now known or herein after developed without the previous express consent by the copyright owner, except for reproduction in daily press and regular printed publications on sale to the public within 60 days of the event related to those data/results and always provided that copyright symbol appears together as follows below.

© MotoGP Sports Entertainment Group, 2026

Official MotoGP Timing by [www.motogp.com](http://www.motogp.com)

Barcelona, Friday, May 15, 2026