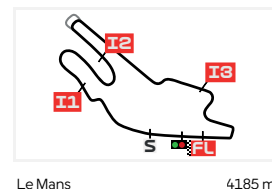


# CLASSIFICATION

## MICHELIN GRAND PRIX OF FRANCE

### FREE PRACTICE NR. 2



| #  | Rider                           | Nation | Team                              | Motorcycle | Time            | Lap Total | Gap         | T. Speed     |
|----|---------------------------------|--------|-----------------------------------|------------|-----------------|-----------|-------------|--------------|
| 1  | 20 <b>Fabio QUARTARARO</b>      | FRA    | Monster Energy Yamaha MotoGP Team | YAMAHA     | <b>1'30.580</b> | 8 13      |             | <b>311.6</b> |
| 2  | 63 <b>Francesco BAGNAIA</b>     | ITA    | Ducati Lenovo Team                | DUCATI     | <b>1'30.646</b> | 13 14     | 0.066 0.066 | <b>320.6</b> |
| 3  | 49 <b>Fabio DI GIANNANTONIO</b> | ITA    | Pertamina Enduro VR46 Racing Team | DUCATI     | <b>1'30.761</b> | 10 14     | 0.181 0.115 | <b>315.5</b> |
| 4  | 79 <b>Ai OGURA</b>              | JPN    | Trackhouse MotoGP Team            | APRILIA    | <b>1'30.766</b> | 13 15     | 0.186 0.005 | <b>318.5</b> |
| 5  | 25 <b>Raul FERNANDEZ</b>        | SPA    | Trackhouse MotoGP Team            | APRILIA    | <b>1'30.836</b> | 10 12     | 0.256 0.070 | <b>317.5</b> |
| 6  | 72 <b>Marco BEZZECCHI</b>       | ITA    | Aprilia Racing                    | APRILIA    | <b>1'30.845</b> | 7 15      | 0.265 0.009 | <b>322.7</b> |
| 7  | 89 <b>Jorge MARTIN</b>          | SPA    | Aprilia Racing                    | APRILIA    | <b>1'30.863</b> | 8 16      | 0.283 0.018 | <b>320.6</b> |
| 8  | 23 <b>Enea BASTIANINI</b>       | ITA    | Red Bull KTM Tech3                | KTM        | <b>1'30.869</b> | 11 13     | 0.289 0.006 | <b>319.6</b> |
| 9  | 37 <b>Pedro ACOSTA</b>          | SPA    | Red Bull KTM Factory Racing       | KTM        | <b>1'30.879</b> | 4 14      | 0.299 0.010 | <b>318.5</b> |
| 10 | 5 <b>Johann ZARCO</b>           | FRA    | Castrol Honda LCR                 | HONDA      | <b>1'30.894</b> | 10 10     | 0.314 0.015 | <b>316.5</b> |
| 11 | 36 <b>Joan MIR</b>              | SPA    | Honda HRC Castrol                 | HONDA      | <b>1'30.926</b> | 14 15     | 0.346 0.032 | <b>320.6</b> |
| 12 | 73 <b>Alex MARQUEZ</b>          | SPA    | BK8 Gresini Racing MotoGP         | DUCATI     | <b>1'30.986</b> | 6 15      | 0.406 0.060 | <b>319.6</b> |
| 13 | 54 <b>Fermin ALDEGUER</b>       | SPA    | BK8 Gresini Racing MotoGP         | DUCATI     | <b>1'31.035</b> | 11 12     | 0.455 0.049 | <b>318.5</b> |
| 14 | 21 <b>Franco MORBIDELLI</b>     | ITA    | Pertamina Enduro VR46 Racing Team | DUCATI     | <b>1'31.195</b> | 12 14     | 0.615 0.160 | <b>317.5</b> |
| 15 | 11 <b>Diogo MOREIRA</b>         | BRA    | Pro Honda LCR                     | HONDA      | <b>1'31.201</b> | 5 13      | 0.621 0.006 | <b>320.6</b> |
| 16 | 93 <b>Marc MARQUEZ</b>          | SPA    | Ducati Lenovo Team                | DUCATI     | <b>1'31.247</b> | 6 13      | 0.667 0.046 | <b>319.6</b> |
| 17 | 33 <b>Brad BINDER</b>           | RSA    | Red Bull KTM Factory Racing       | KTM        | <b>1'31.260</b> | 5 14      | 0.680 0.013 | <b>315.5</b> |
| 18 | 10 <b>Luca MARINI</b>           | ITA    | Honda HRC Castrol                 | HONDA      | <b>1'31.286</b> | 4 13      | 0.706 0.026 | <b>314.5</b> |
| 19 | 7 <b>Toprak RAZGATLIOGLU</b>    | TUR    | Prima Pramac Yamaha MotoGP        | YAMAHA     | <b>1'31.339</b> | 14 15     | 0.759 0.053 | <b>311.6</b> |
| 20 | 42 <b>Alex RINS</b>             | SPA    | Monster Energy Yamaha MotoGP Team | YAMAHA     | <b>1'31.459</b> | 5 15      | 0.879 0.120 | <b>314.5</b> |
| 21 | 43 <b>Jack MILLER</b>           | AUS    | Prima Pramac Yamaha MotoGP        | YAMAHA     | <b>1'31.541</b> | 5 13      | 0.961 0.082 | <b>316.5</b> |
| 22 | 94 <b>Jonas FOLGER</b>          | GER    | Red Bull KTM Tech3                | KTM        | <b>1'33.005</b> | 5 14      | 2.425 1.464 | <b>313.5</b> |

Practice condition: **Dry**

Air: 18°

Humidity: 59%

Ground: 13°

|                             |        |                         |                 |            |
|-----------------------------|--------|-------------------------|-----------------|------------|
| <b>Fastest Lap:</b>         | Lap: 8 | <b>Fabio QUARTARARO</b> | <b>1'30.580</b> | 166.3 Km/h |
| <b>Best Race Lap:</b>       | 2024   | <b>Enea BASTIANINI</b>  | <b>1'31.107</b> | 165.3 Km/h |
| <b>All-Time Lap Record:</b> | 2025   | <b>Fabio QUARTARARO</b> | <b>1'29.324</b> | 168.6 Km/h |

The results are provisional until the end of the limit for protest and appeals.

Time limit for protest expires 60' after publication of the results - ..... Time: **Jean-Marc DELETANG** **10:52**

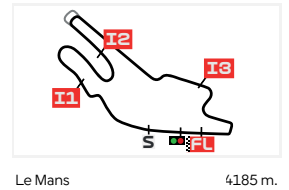
These data/results cannot be reproduced, stored and/or transmitted in whole or in part by any manner of electronic, mechanical, photocopying, recording, broadcasting or otherwise now known or herein after developed without the previous express consent by the copyright owner, except for reproduction in daily press and regular printed publications on sale to the public within 60 days of the event related to those data/results and always provided that copyright symbol appears together as follows below.

© MotoGP Sports Entertainment Group, 2026

Official MotoGP Timing by

www.motogp.com

Le Mans, Saturday, May 9, 2026



# TOP SPEED & AVERAGE

## MICHELIN GRAND PRIX OF FRANCE

### FREE PRACTICE NR. 2

| #  | Rider                        | Nation | Motorcycle | Top 5 speeds |       |       |       |       | Average | Top          |
|----|------------------------------|--------|------------|--------------|-------|-------|-------|-------|---------|--------------|
| 72 | <b>Marco BEZZECCHI</b>       | ITA    | APRILIA    | 322.7        | 321.6 | 321.6 | 321.6 | 320.6 | 321.1   | <b>322.7</b> |
| 11 | <b>Diogo MOREIRA</b>         | BRA    | HONDA      | 320.6        | 318.5 | 314.5 | 313.5 | 313.5 | 316.1   | <b>320.6</b> |
| 36 | <b>Joan MIR</b>              | SPA    | HONDA      | 320.6        | 319.6 | 315.5 | 314.5 | 314.5 | 316.9   | <b>320.6</b> |
| 63 | <b>Francesco BAGNAIA</b>     | ITA    | DUCATI     | 320.6        | 319.6 | 319.6 | 318.5 | 317.5 | 318.7   | <b>320.6</b> |
| 89 | <b>Jorge MARTIN</b>          | SPA    | APRILIA    | 320.6        | 320.6 | 319.6 | 319.6 | 318.5 | 319.8   | <b>320.6</b> |
| 23 | <b>Enea BASTIANINI</b>       | ITA    | KTM        | 319.6        | 319.6 | 316.5 | 316.5 | 315.5 | 317.0   | <b>319.6</b> |
| 73 | <b>Alex MARQUEZ</b>          | SPA    | DUCATI     | 319.6        | 319.6 | 319.6 | 318.5 | 318.5 | 319.1   | <b>319.6</b> |
| 93 | <b>Marc MARQUEZ</b>          | SPA    | DUCATI     | 319.6        | 318.5 | 317.5 | 315.5 | 315.5 | 316.8   | <b>319.6</b> |
| 37 | <b>Pedro ACOSTA</b>          | SPA    | KTM        | 318.5        | 318.5 | 317.5 | 317.5 | 317.5 | 317.9   | <b>318.5</b> |
| 54 | <b>Fermin ALDEGUER</b>       | SPA    | DUCATI     | 318.5        | 317.5 | 317.5 | 315.5 | 314.5 | 316.7   | <b>318.5</b> |
| 79 | <b>Ai OGURA</b>              | JPN    | APRILIA    | 318.5        | 317.5 | 316.5 | 316.5 | 316.5 | 316.9   | <b>318.5</b> |
| 21 | <b>Franco MORBIDELLI</b>     | ITA    | DUCATI     | 317.5        | 316.5 | 315.5 | 315.5 | 313.5 | 314.9   | <b>317.5</b> |
| 25 | <b>Raul FERNANDEZ</b>        | SPA    | APRILIA    | 317.5        | 316.5 | 315.5 | 314.5 | 314.5 | 315.7   | <b>317.5</b> |
| 5  | <b>Johann ZARCO</b>          | FRA    | HONDA      | 316.5        | 315.5 | 315.5 | 314.5 | 314.5 | 315.3   | <b>316.5</b> |
| 43 | <b>Jack MILLER</b>           | AUS    | YAMAHA     | 316.5        | 315.5 | 313.5 | 312.6 | 312.6 | 314.1   | <b>316.5</b> |
| 33 | <b>Brad BINDER</b>           | RSA    | KTM        | 315.5        | 314.5 | 313.5 | 313.5 | 312.6 | 313.5   | <b>315.5</b> |
| 49 | <b>Fabio DI GIANNANTONIO</b> | ITA    | DUCATI     | 315.5        | 314.5 | 313.5 | 313.5 | 313.5 | 313.9   | <b>315.5</b> |
| 10 | <b>Luca MARINI</b>           | ITA    | HONDA      | 314.5        | 314.5 | 313.5 | 313.5 | 313.5 | 313.8   | <b>314.5</b> |
| 42 | <b>Alex RINS</b>             | SPA    | YAMAHA     | 314.5        | 313.5 | 313.5 | 313.5 | 312.6 | 313.2   | <b>314.5</b> |
| 94 | <b>Jonas FOLGER</b>          | GER    | KTM        | 313.5        | 311.6 | 311.6 | 310.6 | 309.6 | 311.4   | <b>313.5</b> |
| 7  | <b>Toprak RAZGATLIOGLU</b>   | TUR    | YAMAHA     | 311.6        | 310.6 | 310.6 | 310.6 | 310.6 | 310.7   | <b>311.6</b> |
| 20 | <b>Fabio QUARTARARO</b>      | FRA    | YAMAHA     | 311.6        | 310.6 | 310.6 | 310.6 | 309.6 | 310.4   | <b>311.6</b> |

These data/results cannot be reproduced, stored and/or transmitted in whole or in part by any manner of electronic, mechanical, photocopying, recording, broadcasting or otherwise now known or herein after developed without the previous express consent by the copyright owner, except for reproduction in daily press and regular printed publications on sale to the public within 60 days of the event related to those data/results and always provided that copyright symbol appears together as follows below.

© MotoGP Sports Entertainment Group, 2026

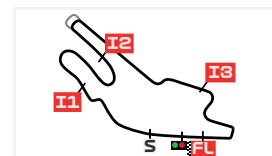
Official MotoGP Timing by [www.motogp.com](http://www.motogp.com)

Le Mans, Saturday, May 9, 2026

# CHRONOLOGICAL ANALYSIS OF PERFORMANCES

## MICHELIN GRAND PRIX OF FRANCE

### FREE PRACTICE NR. 2



Le Mans 4185 m.

\* Lap / Sector time cancelled

P Crossing the finish line in pit lane

\*\* Tyre data subject to further updates

**T1** Time from finish line to 1st intermediate

**T2** Time from 1st intermed. to 2nd intermed.

**T3** Time from 2nd intermed. to 3rd intermed.

**T4** Time from 3rd intermediate to finish line

| Lap                               | Lap Time         | T1                       | T2                                | T3              | T4         | Speed        | Lap                               | Lap Time        | T1                           | T2         | T3              | T4         | Speed         |
|-----------------------------------|------------------|--------------------------|-----------------------------------|-----------------|------------|--------------|-----------------------------------|-----------------|------------------------------|------------|-----------------|------------|---------------|
| <b>1st</b>                        | <b>20</b>        | <b>Fabio QUARTARARO</b>  |                                   | YAMAHA          | FRA        |              | <b>3rd</b>                        | <b>49</b>       | <b>Fabio DI GIANNANTONIO</b> |            | DUCATI          | ITA        |               |
| Monster Energy Yamaha MotoGP Team |                  |                          |                                   |                 |            |              | Pertamina Enduro VR46 Racing Team |                 |                              |            |                 |            |               |
| Runs=2                            |                  | Total laps=13            |                                   | Full laps=9     |            | Valid laps=7 | Runs=2                            |                 | Total laps=14                |            | Full laps=10    |            | Valid laps=10 |
| Run #                             | 1                | Front Tyre               | Slick-Soft                        | Rear Tyre       | Slick-Soft |              | Run #                             | 1               | Front Tyre                   | Slick-Soft | Rear Tyre       | Slick-Soft |               |
|                                   |                  | 9 Laps at start          |                                   | 5 Laps at start |            |              |                                   |                 | New Tyre                     |            | 5 Laps at start |            |               |
| 1                                 | 2'46.372         | 20.506                   | 24.939                            | 30.348          | 21.316     |              | 1                                 | 1'40.361        | 21.442                       | 24.477     | 29.945          | 21.402     |               |
| 2                                 | <b>1'32.164</b>  | 19.154                   | 23.051                            | 29.016          | 20.943     | 307.7        | 2                                 | <b>1'32.587</b> | 19.493                       | 23.252     | 28.974          | 20.868     | 311.6         |
| 3                                 | <b>1'30.878</b>  | 18.924                   | 22.792                            | 28.607          | 20.555     | 308.7        | 3                                 | <b>1'31.427</b> | 19.108                       | 22.895     | 28.713          | 20.711     | 313.5         |
| 4                                 | <b>1'30.619</b>  | 18.785                   | 22.771                            | 28.540          | 20.523     | 309.6        | 4                                 | <b>1'31.694</b> | 19.004                       | 22.946     | 28.687          | 21.057     | 313.5         |
| 5                                 | 1'36.049 *       | 20.257 *                 | 25.539                            | 29.249          | 21.004     | 265.2        | 5                                 | <b>1'30.989</b> | 18.909                       | 22.820     | 28.586          | 20.674     | 312.6         |
| 6                                 | <b>1'31.015</b>  | 18.856                   | 22.790                            | 28.676          | 20.693     | 308.7        | 6                                 | <b>1'30.887</b> | 18.880                       | 22.788     | 28.497          | 20.722     | 313.5         |
| 7                                 | 1'35.674 *       | 19.981 *                 | 25.078                            | 29.616          | 20.999     | 310.6        | 7                                 | 1'37.282 P      | 20.686 *                     | 24.684     | 30.236          | 21.676     | 312.6         |
| 8                                 | <b>1'30.580</b>  | 18.803                   | 22.726                            | 28.510          | 20.541     | 309.6        |                                   |                 |                              |            |                 |            |               |
| 9                                 | 1'33.660 P       | 19.811 *                 | 23.926                            | 30.310          | 19.613     | 304.9        |                                   |                 |                              |            |                 |            |               |
| Run #                             | 2                | Front Tyre               | Slick-Soft                        | Rear Tyre       | Slick-Soft |              | Run #                             | 2               | Front Tyre                   | Slick-Soft | Rear Tyre       | Slick-Soft |               |
|                                   |                  | 18 Laps at start         |                                   | 4 Laps at start |            |              |                                   |                 | 7 Laps at start              |            | 3 Laps at start |            |               |
| 10                                | 9'51.101 *       | 21.959                   | 25.172                            | 30.002 *        | 21.090     |              | 8                                 | 6'48.359        | 22.783                       | 25.168     | 29.646          | 21.182     |               |
| 11                                | <b>1'30.936</b>  | 18.908                   | 22.805                            | 28.540          | 20.683     | 310.6        | 9                                 | <b>1'32.059</b> | 19.041                       | 23.324     | 28.952          | 20.742     | 313.5         |
| 12                                | <b>1'30.706</b>  | 18.802                   | 22.708                            | 28.583          | 20.613     | 310.6        | 10                                | <b>1'30.761</b> | 18.903                       | 22.756     | 28.521          | 20.581     | 313.5         |
| 13                                | 1'33.142 P       | 19.006 *                 | 24.474                            | 29.684          | 19.978     | 311.6        | 11                                | <b>1'31.165</b> | 19.012                       | 22.726     | 28.721          | 20.706     | 312.6         |
|                                   |                  |                          |                                   |                 |            |              | 12                                | <b>1'32.968</b> | 18.852                       | 22.811     | 30.156          | 21.149     | 315.5         |
|                                   |                  |                          |                                   |                 |            |              | 13                                | <b>1'31.002</b> | 18.906                       | 22.807     | 28.557          | 20.732     | 313.5         |
|                                   |                  |                          |                                   |                 |            |              | 14                                | 1'40.160 P      | 20.608 *                     | 25.380     | 30.805          | 23.367     | 314.5         |
| <b>2nd</b>                        | <b>63</b>        | <b>Francesco BAGNAIA</b> |                                   | DUCATI          | ITA        |              | <b>4th</b>                        | <b>79</b>       | <b>Ai OGIURA</b>             |            | APRILIA         | JPN        |               |
| Ducati Lenovo Team                |                  |                          |                                   |                 |            |              | Trackhouse MotoGP Team            |                 |                              |            |                 |            |               |
| Runs=2                            |                  | Total laps=14            |                                   | Full laps=11    |            | Valid laps=8 | Runs=2                            |                 | Total laps=15                |            | Full laps=12    |            | Valid laps=11 |
| Run #                             | 1                | Front Tyre               | Slick-Soft                        | Rear Tyre       | Slick-Soft |              | Run #                             | 1               | Front Tyre                   | Slick-Soft | Rear Tyre       | Slick-Soft |               |
|                                   |                  | New Tyre                 |                                   | 2 Laps at start |            |              |                                   |                 | New Tyre                     |            | 5 Laps at start |            |               |
| 1                                 | 1'49.835         | 20.293                   | 25.173                            | 29.917          | 21.002     |              | 1                                 | 1'58.554        | 20.480                       | 24.947     | 30.498          | 21.763     |               |
| 2                                 | <b>1'32.040</b>  | 19.373                   | 23.218                            | 28.792          | 20.657     | 316.5        | 2                                 | <b>1'34.599</b> | 19.445                       | 23.548     | 30.269          | 21.337     | 312.6         |
| 3                                 | <b>1'35.697</b>  | 18.884                   | 22.863                            | 32.721          | 21.229     | 317.5        | 3                                 | <b>1'32.771</b> | 19.058                       | 23.324     | 29.294          | 21.095     | 314.5         |
| 4                                 | 1'40.117 *       | 18.864                   | 22.945                            | 34.498 *        | 23.810     | 315.5        | 4                                 | <b>1'32.966</b> | 18.977                       | 23.080     | 29.780          | 21.129     | 316.5         |
| 5                                 | <b>1'30.739</b>  | 18.787                   | 22.839                            | 28.625          | 20.488     | 319.6        | 5                                 | <b>1'31.578</b> | 18.868                       | 23.023     | 28.739          | 20.948     | 315.5         |
| 6                                 | 1'39.216 P       | 20.282 *                 | 25.288                            | 32.070 *        | 21.576     | 319.6        | 6                                 | <b>1'31.414</b> | 18.784                       | 22.986     | 28.777          | 20.867     | 316.5         |
| Run #                             | 2                | Front Tyre               | Slick-Soft                        | Rear Tyre       | Slick-Soft |              | Run #                             | 2               | Front Tyre                   | Slick-Soft | Rear Tyre       | Slick-Soft |               |
|                                   |                  | 6 Laps at start          |                                   | 8 Laps at start |            |              |                                   |                 | 8 Laps at start              |            | 4 Laps at start |            |               |
| 7                                 | 10'09.703 *      | 19.722                   | 24.348                            | 29.313          | 20.888 *   |              | 9                                 | 8'46.089        | 20.221                       | 24.358     | 29.528          | 21.148     |               |
| 8                                 | <b>1'31.462</b>  | 19.028                   | 22.940                            | 28.709          | 20.785     | 315.5        | 10                                | <b>1'31.990</b> | 19.040                       | 23.094     | 28.711          | 21.145     | 314.5         |
| 9                                 | <b>1'30.840</b>  | 18.815                   | 22.902                            | 28.531          | 20.592     | 317.5        | 11                                | <b>1'31.319</b> | 18.934                       | 22.939     | 28.701          | 20.745     | 316.5         |
| 10                                | <b>1'30.995</b>  | 18.715                   | 22.955                            | 28.731          | 20.594     | 320.6        | 12                                | 1'30.912 *      | 18.745                       | 22.794     | 28.493          | 20.880 *   | 316.5         |
| 11                                | 1'31.295 *       | 18.790                   | 22.928                            | 28.633          | 20.944 *   | 316.5        | 13                                | <b>1'30.766</b> | 18.682                       | 22.803     | 28.505          | 20.776     | 316.5         |
| 12                                | <b>1'46.429</b>  | 18.727                   | 37.532                            | 29.340          | 20.830     | 316.5        | 14                                | <b>1'31.327</b> | 18.868                       | 22.878     | 28.696          | 20.885     | 317.5         |
| 13                                | <b>1'30.646</b>  | 18.719                   | 22.793                            | 28.489          | 20.645     | 318.5        |                                   |                 |                              |            |                 |            |               |
| 14                                | 1'38.718 *       | 18.629                   | 22.966                            | 34.054 *        | 23.069     | 317.5        |                                   |                 |                              |            |                 |            |               |
| <b>Fastest Lap:</b>               | Fabio QUARTARARO | FRA                      | Monster Energy Yamaha MotoGP Team | <b>1'30.580</b> | 18.803     | 22.726       | 28.510                            | 20.541          |                              |            |                 |            |               |

These data/results cannot be reproduced, stored and/or transmitted in whole or in part by any manner of electronic, mechanical, photocopying, recording, broadcasting or otherwise now known or herein after developed without the previous express consent by the copyright owner, except for reproduction in daily press and regular printed publications on sale to the public within 60 days of the event related to those data/results and always provided that copyright symbol appears together as follows below.

© MotoGP Sports Entertainment Group, 2026

Official MotoGP Timing by

www.motogp.com

Le Mans, Saturday, May 9, 2026

## Free Practice Nr. 2

MotoGP™

| Lap | Lap Time        | T1     | T2     | T3     | T4     | Speed |
|-----|-----------------|--------|--------|--------|--------|-------|
| 15  | <b>1'31.161</b> | 18.767 | 22.961 | 28.629 | 20.804 | 315.5 |

**5th 25** **Raul FERNANDEZ** APRILIA SPA  
Trackhouse MotoGP Team

Runs=2 Total laps=12 Full laps=8 Valid laps=8

| Run # | 1               | Front Tyre | Slick-Soft | Rear Tyre       | Slick-Soft   |
|-------|-----------------|------------|------------|-----------------|--------------|
|       |                 | New Tyre   |            | 4 Laps at start |              |
| 1     | 2'10.991        | 21.459     | 24.639     | 29.954          | 21.415       |
| 2     | <b>1'32.706</b> | 19.421     | 23.335     | 29.132          | 20.818 313.5 |
| 3     | <b>1'31.588</b> | 19.095     | 22.918     | 28.852          | 20.723 312.6 |
| 4     | <b>1'34.688</b> | 18.917     | 23.460     | 31.094          | 21.217 314.5 |
| 5     | <b>1'31.045</b> | 18.969     | 22.809     | 28.633          | 20.634 313.5 |
| 6     | <b>1'31.083</b> | 18.839     | 22.795     | 28.649          | 20.800 314.5 |
| 7     | 1'37.162 P      | 20.626 *   | 24.740     | 29.760          | 22.036 245.6 |

| Run # | 2               | Front Tyre      | Slick-Soft | Rear Tyre       | Slick-Soft   |
|-------|-----------------|-----------------|------------|-----------------|--------------|
|       |                 | 7 Laps at start |            | 4 Laps at start |              |
| 8     | 8'50.346        | 22.137          | 24.223     | 29.796          | 21.014       |
| 9     | <b>1'33.238</b> | 19.319          | 23.549     | 29.462          | 20.908 311.6 |
| 10    | <b>1'30.836</b> | 18.865          | 22.801     | 28.576          | 20.594 315.5 |
| 11    | <b>1'32.744</b> | 18.730          | 22.742     | 28.853          | 22.419 317.5 |
| 12    | 1'53.772 P      | 18.717          | 22.843     | 47.252 *        | 24.960 316.5 |

**6th 72** **Marco BEZZECCHI** APRILIA ITA  
Aprilia Racing

Runs=2 Total laps=15 Full laps=12 Valid laps=11

| Run # | 1               | Front Tyre | Slick-Soft | Rear Tyre       | Slick-Soft   |
|-------|-----------------|------------|------------|-----------------|--------------|
|       |                 | New Tyre   |            | 4 Laps at start |              |
| 1     | 1'52.731        | 19.566     | 24.371     | 30.439          | 21.735       |
| 2     | <b>1'33.035</b> | 19.507     | 23.360     | 29.246          | 20.922 312.6 |
| 3     | <b>1'38.584</b> | 19.130     | 23.055     | 35.490          | 20.909 320.6 |
| 4     | <b>1'31.228</b> | 18.999     | 22.801     | 28.772          | 20.656 320.6 |
| 5     | <b>1'31.060</b> | 18.764     | 22.765     | 28.858          | 20.673 320.6 |
| 6     | <b>1'33.344</b> | 18.816     | 22.802     | 30.874          | 20.852 321.6 |
| 7     | <b>1'30.845</b> | 18.801     | 22.792     | 28.668          | 20.584 320.6 |
| 8     | 1'40.124 P      | 20.996 *   | 23.952     | 34.011 *        | 21.165 313.5 |

| Run # | 2               | Front Tyre      | Slick-Soft | Rear Tyre        | Slick-Soft     |
|-------|-----------------|-----------------|------------|------------------|----------------|
|       |                 | 8 Laps at start |            | 12 Laps at start |                |
| 9     | 8'56.301        | 21.513          | 23.842     | 29.207           | 20.960         |
| 10    | <b>1'31.506</b> | 19.009          | 23.046     | 28.661           | 20.790 320.6   |
| 11    | <b>1'30.957</b> | 18.795          | 22.881     | 28.609           | 20.672 322.7   |
| 12    | 1'30.804 *      | 18.666          | 22.818     | 28.564           | 20.756 * 321.6 |
| 13    | <b>1'31.530</b> | 18.812          | 22.882     | 28.914           | 20.922 321.6   |
| 14    | <b>1'31.876</b> | 18.818          | 23.314     | 28.843           | 20.901 320.6   |
| 15    | <b>1'31.402</b> | 18.908          | 22.848     | 28.888           | 20.758 320.6   |

**7th 89** **Jorge MARTIN** APRILIA SPA  
Aprilia Racing

Runs=2 Total laps=16 Full laps=13 Valid laps=9

| Run # | 1               | Front Tyre | Slick-Soft | Rear Tyre       | Slick-Soft   |
|-------|-----------------|------------|------------|-----------------|--------------|
|       |                 | New Tyre   |            | 5 Laps at start |              |
| 1     | 1'51.708        | 20.447     | 24.914     | 30.762          | 21.553       |
| 2     | <b>1'32.793</b> | 19.347     | 23.254     | 29.313          | 20.879 318.5 |
| 3     | <b>1'31.531</b> | 19.017     | 22.958     | 28.880          | 20.676 317.5 |
| 4     | 1'36.769 *      | 18.896     | 22.913     | 31.674 *        | 23.286 320.6 |
| 5     | <b>1'31.840</b> | 19.003     | 23.302     | 28.813          | 20.722 320.6 |
| 6     | <b>1'31.566</b> | 19.059     | 22.847     | 28.804          | 20.856 319.6 |

| Lap | Lap Time        | T1       | T2     | T3     | T4     | Speed |
|-----|-----------------|----------|--------|--------|--------|-------|
| 7   | 1'35.609 *      | 20.240 * | 25.660 | 28.835 | 20.874 | 316.5 |
| 8   | <b>1'30.863</b> | 18.805   | 22.869 | 28.566 | 20.623 | 317.5 |
| 9   | 1'36.792 P      | 20.530 * | 24.189 | 29.711 | 22.362 | 319.6 |

Run # 2 Front Tyre Slick-Soft Rear Tyre Slick-Soft

9 Laps at start 14 Laps at start

|    |                 |          |        |          |                |
|----|-----------------|----------|--------|----------|----------------|
| 10 | 7'13.162 *      | 22.556   | 24.551 | 28.918 * | 21.019         |
| 11 | <b>1'31.682</b> | 19.117   | 23.022 | 28.709   | 20.834 316.5   |
| 12 | <b>1'31.251</b> | 18.959   | 22.869 | 28.620   | 20.803 317.5   |
| 13 | 1'32.465 *      | 18.801   | 22.839 | 29.472 * | 21.353 * 316.5 |
| 14 | <b>1'31.374</b> | 18.917   | 22.889 | 28.615   | 20.953 314.5   |
| 15 | 1'36.883 *      | 19.283 * | 27.076 | 29.359   | 21.165 316.5   |
| 16 | <b>1'31.286</b> | 18.838   | 22.952 | 28.720   | 20.776 313.5   |

**8th 23** **Enea BASTIANINI** KTM ITA  
Red Bull KTM Tech3

Runs=2 Total laps=13 Full laps=9 Valid laps=7

| Run # | 1               | Front Tyre | Slick-Soft | Rear Tyre       | Slick-Soft   |
|-------|-----------------|------------|------------|-----------------|--------------|
|       |                 | New Tyre   |            | 4 Laps at start |              |
| 1     | 1'43.147        | 19.953     | 24.779     | 30.223          | 21.503       |
| 2     | <b>1'32.676</b> | 19.526     | 23.176     | 29.011          | 20.963 309.6 |
| 3     | <b>1'31.433</b> | 19.021     | 22.951     | 28.741          | 20.720 319.6 |
| 4     | <b>1'31.139</b> | 19.009     | 22.840     | 28.646          | 20.644 315.5 |
| 5     | <b>1'30.938</b> | 18.920     | 22.811     | 28.709          | 20.498 313.5 |
| 6     | 1'37.283 P      | 22.794     | 25.199     | 28.894          | 20.396 319.6 |

| Run # | 2               | Front Tyre      | Slick-Hard | Rear Tyre       | Slick-Soft   |
|-------|-----------------|-----------------|------------|-----------------|--------------|
|       |                 | 8 Laps at start |            | 4 Laps at start |              |
| 7     | 9'23.200        | 20.282          | 24.504     | 30.859          | 20.954       |
| 8     | 1'35.092 *      | 19.155          | 22.878     | 31.402 *        | 21.657 316.5 |
| 9     | 1'32.959 *      | 19.130          | 22.877     | 29.854 *        | 21.098 309.6 |
| 10    | <b>1'31.370</b> | 18.995          | 22.888     | 28.713          | 20.774 316.5 |
| 11    | <b>1'30.869</b> | 18.819          | 22.841     | 28.445          | 20.764 314.5 |
| 12    | <b>1'35.702</b> | 18.818          | 22.781     | 31.496          | 22.607 315.5 |
| 13    | 1'32.061 P      | 18.975          | 22.865     | 28.736          | 21.485 315.5 |

**9th 37** **Pedro ACOSTA** KTM SPA  
Red Bull KTM Factory Racing

Runs=2 Total laps=14 Full laps=10 Valid laps=9

| Run # | 1               | Front Tyre      | Slick-Soft | Rear Tyre       | Slick-Soft   |
|-------|-----------------|-----------------|------------|-----------------|--------------|
|       |                 | 5 Laps at start |            | 5 Laps at start |              |
| 1     | 1'41.436        | 21.036          | 24.738     | 29.860          | 21.566       |
| 2     | <b>1'32.800</b> | 19.295          | 23.307     | 29.147          | 21.051 315.5 |
| 3     | <b>1'31.386</b> | 19.051          | 22.902     | 28.613          | 20.820 316.5 |
| 4     | <b>1'30.879</b> | 18.867          | 22.765     | 28.596          | 20.651 316.5 |
| 5     | <b>1'36.479</b> | 18.819          | 22.853     | 33.242          | 21.565 316.5 |
| 6     | <b>1'30.938</b> | 18.820          | 22.805     | 28.578          | 20.735 317.5 |
| 7     | 1'34.527 P      | 18.847          | 25.528     | 30.027          | 20.125 313.5 |

| Run # | 2               | Front Tyre       | Slick-Soft | Rear Tyre        | Slick-Soft     |
|-------|-----------------|------------------|------------|------------------|----------------|
|       |                 | 12 Laps at start |            | 12 Laps at start |                |
| 8     | 9'01.211        | 18.967           | 24.066     | 29.400           | 21.108         |
| 9     | <b>1'31.400</b> | 19.041           | 22.923     | 28.630           | 20.806 317.5   |
| 10    | <b>1'31.996</b> | 18.804           | 22.926     | 28.445           | 21.821 315.5   |
| 11    | <b>1'30.973</b> | 18.812           | 22.920     | 28.539           | 20.702 316.5   |
| 12    | 1'34.324 *      | 18.725           | 25.048     | 29.319 *         | 21.232 * 317.5 |
| 13    | <b>1'31.218</b> | 18.848           | 22.895     | 28.643           | 20.832 318.5   |
| 14    | 1'35.957 P      | 19.405 *         | 26.252     | 29.504 *         | 20.796 318.5   |

**Fastest Lap:** Fabio QUARTARARO FRA Ister Energy Yamaha MotoGP Team **1'30.580** 18.803 22.726 28.510 20.541

These data/results cannot be reproduced, stored and/or transmitted in whole or in part by any manner of electronic, mechanical, photocopying, recording, broadcasting or otherwise now known or herein after developed without the previous express consent by the copyright owner, except for reproduction in daily press and regular printed publications on sale to the public within 60 days of the event related to those data/results and always provided that copyright symbol appears together as follows below.

© MotoGP Sports Entertainment Group, 2026

Official MotoGP Timing by  TISSOT

www.motogp.com

Le Mans, Saturday, May 9, 2026

Page 2 of 5



## Free Practice Nr. 2

MotoGP™

| Lap         | Lap Time        | T1                  | T2            | T3               | T4           | Speed |
|-------------|-----------------|---------------------|---------------|------------------|--------------|-------|
| <b>10th</b> | <b>5</b>        | <b>Johann ZARCO</b> |               | HONDA            |              | FRA   |
|             |                 | Castrol Honda LCR   |               |                  |              |       |
|             |                 | Runs=2              | Total laps=10 | Full laps=7      | Valid laps=7 |       |
| Run #       | 1               | Front Tyre          | Slick-Soft    | Rear Tyre        | Slick-Soft   |       |
|             |                 | 9 Laps at start     |               | 4 Laps at start  |              |       |
| 1           | 1'53.063        | 19.484              | 24.303        | 30.457           | 21.565       |       |
| 2           | <b>1'33.088</b> | 19.612              | 23.201        | 29.473           | 20.802       | 310.6 |
| 3           | <b>1'32.291</b> | 19.127              | 23.156        | 29.179           | 20.829       | 316.5 |
| 4           | <b>1'31.515</b> | 18.866              | 22.932        | 29.064           | 20.653       | 315.5 |
| 5           | <b>1'31.344</b> | 18.951              | 22.799        | 28.875           | 20.719       | 314.5 |
| 6           | 1'32.997 P      | 18.887              | 22.910        | 28.881           | 22.319       | 315.5 |
| Run #       | 2               | Front Tyre          | Slick-Soft    | Rear Tyre        | Slick-Soft   |       |
|             |                 | 19 Laps at start    |               | 10 Laps at start |              |       |
| 7           | 10'10.128       | 20.919              | 24.582        | 30.047           | 21.286       |       |
| 8           | <b>1'32.612</b> | 19.247              | 23.156        | 28.960           | 21.249       | 309.6 |
| 9           | <b>1'31.509</b> | 19.074              | 22.835        | 28.772           | 20.828       | 311.6 |
| 10          | <b>1'30.894</b> | 18.898              | 22.743        | 28.563           | 20.690       | 313.5 |
|             | unfinished      | 18.858              | 22.720        | 28.567           |              | 314.5 |

| <b>11th</b> | <b>36</b>       | <b>Joan MIR</b>   |               | HONDA            |               | SPA   |
|-------------|-----------------|-------------------|---------------|------------------|---------------|-------|
|             |                 | Honda HRC Castrol |               |                  |               |       |
|             |                 | Runs=2            | Total laps=15 | Full laps=12     | Valid laps=10 |       |
| Run #       | 1               | Front Tyre        | Slick-Soft    | Rear Tyre        | Slick-Soft    |       |
|             |                 | New Tyre          |               | 4 Laps at start  |               |       |
| 1           | 1'55.897        | 21.226            | 24.849        | 30.134           | 21.612        |       |
| 2           | <b>1'32.612</b> | 19.369            | 23.336        | 28.992           | 20.915        | 312.6 |
| 3           | <b>1'31.815</b> | 19.049            | 22.970        | 28.860           | 20.936        | 314.5 |
| 4           | <b>1'31.925</b> | 18.975            | 23.070        | 29.186           | 20.694        | 315.5 |
| 5           | <b>1'31.209</b> | 18.879            | 22.877        | 28.765           | 20.688        | 319.6 |
| 6           | 1'35.877 *      | 20.926 *          | 25.243        | 28.975           | 20.733        | 320.6 |
| 7           | <b>1'31.079</b> | 18.936            | 22.810        | 28.772           | 20.561        | 312.6 |
| 8           | 1'33.015 P      | 18.955            | 22.932        | 28.572           | 22.556        | 309.6 |
| Run #       | 2               | Front Tyre        | Slick-Soft    | Rear Tyre        | Slick-Soft    |       |
|             |                 | 8 Laps at start   |               | 12 Laps at start |               |       |
| 9           | 9'17.830        | 22.203            | 23.909        | 29.268           | 20.950        |       |
| 10          | <b>1'31.581</b> | 19.103            | 22.965        | 28.744           | 20.769        | 313.5 |
| 11          | <b>1'31.188</b> | 18.950            | 22.856        | 28.621           | 20.761        | 310.6 |
| 12          | <b>1'31.103</b> | 18.851            | 22.852        | 28.697           | 20.703        | 314.5 |
| 13          | <b>1'36.247</b> | 18.983            | 22.856        | 33.323           | 21.085        | 311.6 |
| 14          | <b>1'30.926</b> | 18.903            | 22.778        | 28.583           | 20.662        | 311.6 |
| 15          | 1'40.414 *      | 21.772 *          | 26.213        | 30.616           | 21.813        | 311.6 |

| <b>12th</b> | <b>73</b>       | <b>Alex MARQUEZ</b>       |               | DUCATI          |               | SPA   |
|-------------|-----------------|---------------------------|---------------|-----------------|---------------|-------|
|             |                 | BK8 Gresini Racing MotoGP |               |                 |               |       |
|             |                 | Runs=2                    | Total laps=15 | Full laps=12    | Valid laps=11 |       |
| Run #       | 1               | Front Tyre                | Slick-Soft    | Rear Tyre       | Slick-Soft    |       |
|             |                 | New Tyre                  |               | 4 Laps at start |               |       |
| 1           | 1'41.627        | 21.227                    | 24.816        | 30.081          | 21.861        |       |
| 2           | <b>1'33.015</b> | 19.458                    | 23.276        | 29.321          | 20.960        | 316.5 |
| 3           | <b>1'31.628</b> | 19.119                    | 22.975        | 28.808          | 20.726        | 318.5 |
| 4           | <b>1'31.100</b> | 18.858                    | 22.810        | 28.828          | 20.604        | 315.5 |
| 5           | <b>1'31.080</b> | 18.787                    | 22.800        | 28.850          | 20.643        | 317.5 |
| 6           | <b>1'30.986</b> | 18.826                    | 22.761        | 28.711          | 20.688        | 317.5 |
| 7           | 1'36.365 P      | 19.975 *                  | 24.703        | 29.993          | 21.694        | 315.5 |

| Lap          | Lap Time        | T1                | T2                | T3               | T4                | Speed |
|--------------|-----------------|-------------------|-------------------|------------------|-------------------|-------|
| <b>Run #</b> | <b>2</b>        | <b>Front Tyre</b> | <b>Slick-Soft</b> | <b>Rear Tyre</b> | <b>Slick-Soft</b> |       |
|              |                 | 7 Laps at start   |                   | 5 Laps at start  |                   |       |
| 8            | 9'18.049        | 23.002            | 25.444            | 29.916           | 21.511            |       |
| 9            | <b>1'32.399</b> | 19.130            | 23.167            | 29.104           | 20.998            | 316.5 |
| 10           | <b>1'31.284</b> | 18.831            | 23.003            | 28.692           | 20.758            | 316.5 |
| 11           | <b>1'31.334</b> | 18.840            | 22.812            | 28.849           | 20.833            | 318.5 |
| 12           | 1'31.103 *      | 18.681            | 22.786            | 28.671           | 20.965 *          | 319.6 |
| 13           | <b>1'31.151</b> | 18.717            | 22.833            | 28.815           | 20.786            | 318.5 |
| 14           | <b>1'31.083</b> | 18.721            | 22.839            | 28.714           | 20.809            | 319.6 |
| 15           | <b>1'31.052</b> | 18.640            | 22.824            | 28.794           | 20.794            | 319.6 |

| <b>13th</b> | <b>54</b>       | <b>Fermin ALDEGUER</b>    |               | DUCATI          |              | SPA   |
|-------------|-----------------|---------------------------|---------------|-----------------|--------------|-------|
|             |                 | BK8 Gresini Racing MotoGP |               |                 |              |       |
|             |                 | Runs=2                    | Total laps=12 | Full laps=8     | Valid laps=7 |       |
| Run #       | 1               | Front Tyre                | Slick-Soft    | Rear Tyre       | Slick-Soft   |       |
|             |                 | 4 Laps at start           |               | 4 Laps at start |              |       |
| 1           | 1'50.704        | 20.303                    | 25.109        | 32.787          | 21.390       |       |
| 2           | <b>1'33.144</b> | 19.216                    | 23.390        | 29.487          | 21.051       | 317.5 |
| 3           | <b>1'31.974</b> | 19.032                    | 23.101        | 29.099          | 20.742       | 313.5 |
| 4           | 1'38.105 *      | 18.877                    | 23.028        | 34.725 *        | 21.475       | 315.5 |
| 5           | <b>1'31.918</b> | 18.983                    | 23.270        | 28.930          | 20.735       | 317.5 |
| 6           | <b>1'31.320</b> | 18.881                    | 22.972        | 28.787          | 20.680       | 318.5 |
| 7           | 1'40.706 P      | 21.215 *                  | 26.696        | 31.619 *        | 21.176       | 304.9 |
| Run #       | 2               | Front Tyre                | Slick-Soft    | Rear Tyre       | Slick-Soft   |       |
|             |                 | 11 Laps at start          |               | 5 Laps at start |              |       |
| 8           | 9'55.297        | 20.476                    | 24.541        | 29.994          | 21.115       |       |
| 9           | <b>1'32.667</b> | 19.195                    | 23.165        | 28.828          | 21.479       | 310.6 |
| 10          | <b>1'31.310</b> | 18.938                    | 22.978        | 28.786          | 20.608       | 313.5 |
| 11          | <b>1'31.035</b> | 18.802                    | 22.923        | 28.683          | 20.627       | 314.5 |
| 12          | 1'42.440 P      | 20.720 *                  | 26.558        | 32.703 *        | 22.459       | 307.7 |

| <b>14th</b> | <b>21</b>       | <b>Franco MORBIDELLI</b>          |               | DUCATI          |               | ITA   |
|-------------|-----------------|-----------------------------------|---------------|-----------------|---------------|-------|
|             |                 | Pertamina Enduro VR46 Racing Team |               |                 |               |       |
|             |                 | Runs=2                            | Total laps=14 | Full laps=10    | Valid laps=10 |       |
| Run #       | 1               | Front Tyre                        | Slick-Soft    | Rear Tyre       | Slick-Soft    |       |
|             |                 | New Tyre                          |               | 4 Laps at start |               |       |
| 1           | 1'52.315        | 23.283                            | 25.925        | 31.786          | 21.617        |       |
| 2           | <b>1'33.198</b> | 19.472                            | 23.458        | 29.405          | 20.863        | 311.6 |
| 3           | <b>1'33.915</b> | 19.613                            | 23.214        | 29.561          | 21.527        | 315.5 |
| 4           | <b>1'31.832</b> | 19.226                            | 23.021        | 28.852          | 20.733        | 316.5 |
| 5           | <b>1'31.552</b> | 19.015                            | 23.050        | 28.813          | 20.674        | 317.5 |
| 6           | 1'34.023 P      | 19.418                            | 23.324        | 29.149          | 22.132        | 315.5 |
| Run #       | 2               | Front Tyre                        | Slick-Soft    | Rear Tyre       | Slick-Soft    |       |
|             |                 | 6 Laps at start                   |               | 4 Laps at start |               |       |
| 7           | 6'08.076        | 23.199                            | 24.974        | 30.240          | 21.235        |       |
| 8           | <b>1'32.091</b> | 19.141                            | 23.104        | 28.926          | 20.920        | 309.6 |
| 9           | <b>1'31.459</b> | 19.040                            | 22.906        | 28.797          | 20.716        | 309.6 |
| 10          | <b>1'31.640</b> | 19.010                            | 22.952        | 28.920          | 20.758        | 311.6 |
| 11          | <b>1'31.492</b> | 19.004                            | 23.042        | 28.744          | 20.702        | 313.5 |
| 12          | <b>1'31.195</b> | 18.805                            | 22.951        | 28.695          | 20.744        | 313.5 |
| 13          | <b>1'31.786</b> | 18.957                            | 23.109        | 28.930          | 20.790        | 313.5 |
| 14          | 1'49.234 P      | 23.254 *                          | 32.223        | 32.031          | 21.726        | 313.5 |

**Fastest Lap:** Fabio QUARTARARO FRA Ister Energy Yamaha MotoGP Team **1'30.580** 18.803 22.726 28.510 20.541

These data/results cannot be reproduced, stored and/or transmitted in whole or in part by any manner of electronic, mechanical, photocopying, recording, broadcasting or otherwise now known or herein after developed without the previous express consent by the copyright owner, except for reproduction in daily press and regular printed publications on sale to the public within 60 days of the event related to those data/results and always provided that copyright symbol appears together as follows below.

© MotoGP Sports Entertainment Group, 2026

Official MotoGP Timing by  TISSOT

www.motogp.com

Le Mans, Saturday, May 9, 2026

Page 3 of 5



## Free Practice Nr. 2

MotoGP™

| Lap         | Lap Time        | T1                   | T2            | T3               | T4           | Speed |
|-------------|-----------------|----------------------|---------------|------------------|--------------|-------|
| <b>15th</b> | <b>11</b>       | <b>Diogo MOREIRA</b> |               | HONDA            |              | BRA   |
|             |                 | Pro Honda LCR        |               |                  |              |       |
|             |                 | Runs=2               | Total laps=13 | Full laps=9      | Valid laps=7 |       |
| Run #       | 1               | Front Tyre           | Slick-Soft    | Rear Tyre        | Slick-Soft   |       |
|             |                 | 5 Laps at start      |               | 5 Laps at start  |              |       |
| 1           | 1'50.191        | 23.369               | 25.195        | 30.455           | 21.231       |       |
| 2           | 1'37.075 *      | 19.382               | 23.195        | 31.663 *         | 22.835       | 312.6 |
| 3           | <b>1'32.340</b> | 19.006               | 23.098        | 29.173           | 21.063       | 318.5 |
| 4           | <b>1'32.263</b> | 19.345               | 23.225        | 28.980           | 20.713       | 311.6 |
| 5           | <b>1'31.201</b> | 18.905               | 22.888        | 28.821           | 20.587       | 313.5 |
| 6           | 1'33.898 P      | 18.985               | 22.934        | 30.353 *         | 21.626       | 320.6 |
| Run #       | 2               | Front Tyre           | Slick-Soft    | Rear Tyre        | Slick-Soft   |       |
|             |                 | 11 Laps at start     |               | 11 Laps at start |              |       |
| 7           | 8'58.582        | 22.134               | 24.611        | 30.051           | 21.243       |       |
| 8           | <b>1'32.985</b> | 19.432               | 23.395        | 29.265           | 20.893       | 310.6 |
| 9           | <b>1'34.054</b> | 19.136               | 23.060        | 30.916           | 20.942       | 312.6 |
| 10          | <b>1'31.796</b> | 19.120               | 23.046        | 28.843           | 20.787       | 310.6 |
| 11          | <b>1'31.992</b> | 19.051               | 23.100        | 28.975           | 20.866       | 314.5 |
| 12          | 1'31.587 *      | 18.985               | 22.997        | 28.813           | 20.792 *     | 313.5 |
| 13          | 1'38.516 P      | 21.931 *             | 24.325        | 30.985 *         | 21.275       | 293.2 |

| <b>16th</b> | <b>93</b>       | <b>Marc MARQUEZ</b> |               | DUCATI          |              | SPA   |
|-------------|-----------------|---------------------|---------------|-----------------|--------------|-------|
|             |                 | Ducati Lenovo Team  |               |                 |              |       |
|             |                 | Runs=2              | Total laps=13 | Full laps=9     | Valid laps=8 |       |
| Run #       | 1               | Front Tyre          | Slick-Soft    | Rear Tyre       | Slick-Soft   |       |
|             |                 | New Tyre            |               | 4 Laps at start |              |       |
| 1           | 1'51.953        | 22.582              | 25.481        | 31.236          | 21.583       |       |
| 2           | <b>1'33.166</b> | 19.553              | 23.346        | 29.323          | 20.944       | 315.5 |
| 3           | <b>1'32.882</b> | 19.510              | 23.508        | 29.094          | 20.770       | 315.5 |
| 4           | <b>1'31.269</b> | 18.882              | 22.822        | 28.945          | 20.620       | 319.6 |
| 5           | <b>1'31.565</b> | 18.980              | 22.955        | 28.941          | 20.689       | 315.5 |
| 6           | <b>1'31.247</b> | 18.907              | 22.911        | 28.790          | 20.639       | 315.5 |
| 7           | 1'40.460 P      | 20.060 *            | 26.344        | 32.404          | 21.652       | 314.5 |
| Run #       | 2               | Front Tyre          | Slick-Soft    | Rear Tyre       | Slick-Soft   |       |
|             |                 | 7 Laps at start     |               | 4 Laps at start |              |       |
| 8           | 10'11.800       | 22.515              | 24.771        | 31.097          | 21.649       |       |
| 9           | <b>1'34.356</b> | 19.746              | 23.735        | 29.582          | 21.293       | 312.6 |
| 10          | <b>1'32.829</b> | 19.147              | 23.241        | 29.601          | 20.840       | 314.5 |
| 11          | 1'30.720 *      | 18.809              | 22.730        | 28.646          | 20.535 *     | 317.5 |
| 12          | <b>1'33.810</b> | 18.752              | 23.717        | 30.227          | 21.114       | 318.5 |
| 13          | 1'31.124 P      | 18.887              | 22.910        | 28.982          | 20.345       | 314.5 |

| <b>17th</b> | <b>33</b>       | <b>Brad BINDER</b>          |               | KTM             |               | RSA   |
|-------------|-----------------|-----------------------------|---------------|-----------------|---------------|-------|
|             |                 | Red Bull KTM Factory Racing |               |                 |               |       |
|             |                 | Runs=2                      | Total laps=14 | Full laps=10    | Valid laps=10 |       |
| Run #       | 1               | Front Tyre                  | Slick-Soft    | Rear Tyre       | Slick-Soft    |       |
|             |                 | New Tyre                    |               | 4 Laps at start |               |       |
| 1           | 1'52.918        | 21.007                      | 24.744        | 30.916          | 22.101        |       |
| 2           | <b>1'33.765</b> | 19.939                      | 23.361        | 29.372          | 21.093        | 307.7 |
| 3           | <b>1'32.538</b> | 19.171                      | 23.054        | 29.181          | 21.132        | 315.5 |
| 4           | <b>1'31.678</b> | 19.095                      | 22.895        | 28.854          | 20.834        | 313.5 |
| 5           | <b>1'31.260</b> | 18.973                      | 22.894        | 28.686          | 20.707        | 311.6 |
| 6           | <b>1'31.731</b> | 19.087                      | 23.112        | 28.771          | 20.761        | 312.6 |
| 7           | <b>1'31.899</b> | 19.137                      | 22.992        | 28.923          | 20.847        | 310.6 |
| 8           | 1'45.037 P      | 21.097 *                    | 27.748        | 34.627          | 21.565        | 309.6 |

| Lap         | Lap Time        | T1                 | T2            | T3               | T4           | Speed |
|-------------|-----------------|--------------------|---------------|------------------|--------------|-------|
| <b>18th</b> | <b>10</b>       | <b>Luca MARINI</b> |               | HONDA            |              | ITA   |
|             |                 | Honda HRC Castrol  |               |                  |              |       |
|             |                 | Runs=2             | Total laps=13 | Full laps=9      | Valid laps=9 |       |
| Run #       | 2               | Front Tyre         | Slick-Hard    | Rear Tyre        | Slick-Soft   |       |
|             |                 | 9 Laps at start    |               | 5 Laps at start  |              |       |
| 9           | 8'02.472        | 24.568             | 26.357        | 30.872           | 21.576       |       |
| 10          | <b>1'39.761</b> | 20.566             | 23.457        | 29.417           | 26.321       | 307.7 |
| 11          | <b>1'37.091</b> | 19.300             | 23.239        | 33.193           | 21.359       | 313.5 |
| 12          | <b>1'32.006</b> | 19.052             | 22.987        | 29.056           | 20.911       | 312.6 |
| 13          | <b>1'31.316</b> | 18.977             | 22.914        | 28.602           | 20.823       | 312.6 |
| 14          | 1'38.215 P      | 20.946 *           | 25.878        | 29.062           | 22.329       | 314.5 |
| Run #       | 1               | Front Tyre         | Slick-Soft    | Rear Tyre        | Slick-Soft   |       |
|             |                 | 6 Laps at start    |               | 4 Laps at start  |              |       |
| 1           | 1'46.988        | 22.289             | 24.566        | 30.185           | 21.463       |       |
| 2           | <b>1'32.690</b> | 19.779             | 23.169        | 28.978           | 20.764       | 312.6 |
| 3           | <b>1'31.748</b> | 19.299             | 23.010        | 28.681           | 20.758       | 313.5 |
| 4           | <b>1'31.286</b> | 18.994             | 22.856        | 28.786           | 20.650       | 313.5 |
| 5           | <b>1'31.359</b> | 19.118             | 22.841        | 28.756           | 20.644       | 314.5 |
| 6           | 1'33.976 P      | 19.095             | 22.931        | 29.112           | 22.838       | 314.5 |
| Run #       | 2               | Front Tyre         | Slick-Soft    | Rear Tyre        | Slick-Soft   |       |
|             |                 | 12 Laps at start   |               | 10 Laps at start |              |       |
| 7           | 10'01.410       | 20.367             | 23.967        | 29.413           | 21.028       |       |
| 8           | <b>1'31.580</b> | 19.190             | 22.886        | 28.755           | 20.749       | 311.6 |
| 9           | <b>1'31.334</b> | 19.175             | 22.793        | 28.605           | 20.761       | 312.6 |
| 10          | <b>1'36.997</b> | 19.025             | 25.380        | 31.303           | 21.289       | 313.5 |
| 11          | <b>1'31.664</b> | 19.299             | 22.899        | 28.742           | 20.724       | 313.5 |
| 12          | <b>1'32.009</b> | 19.303             | 23.014        | 28.814           | 20.878       | 313.5 |
| 13          | 1'36.174 P      | 20.112 *           | 25.718        | 29.686           | 20.658       | 313.5 |

| <b>19th</b> | <b>7</b>        | <b>Toprak RAZGATLIOGLU</b> |               | YAMAHA          |               | TUR   |
|-------------|-----------------|----------------------------|---------------|-----------------|---------------|-------|
|             |                 | Prima Pramac Yamaha MotoGP |               |                 |               |       |
|             |                 | Runs=2                     | Total laps=15 | Full laps=12    | Valid laps=10 |       |
| Run #       | 1               | Front Tyre                 | Slick-Soft    | Rear Tyre       | Slick-Soft    |       |
|             |                 | 5 Laps at start            |               | 4 Laps at start |               |       |
| 1           | 1'42.516        | 20.218                     | 24.723        | 30.042          | 21.739        |       |
| 2           | <b>1'33.697</b> | 19.386                     | 23.343        | 29.112          | 21.856        | 306.8 |
| 3           | <b>1'31.661</b> | 18.908                     | 23.051        | 28.956          | 20.746        | 310.6 |
| 4           | <b>1'31.827</b> | 18.927                     | 23.009        | 29.120          | 20.771        | 310.6 |
| 5           | <b>1'31.424</b> | 18.903                     | 22.894        | 28.916          | 20.711        | 310.6 |
| 6           | <b>1'33.421</b> | 19.206                     | 24.446        | 28.991          | 20.778        | 311.6 |
| 7           | <b>1'31.709</b> | 18.886                     | 23.000        | 28.984          | 20.839        | 308.7 |
| 8           | 1'33.643 P      | 19.726                     | 24.561        | 29.474          | 19.882        | 304.0 |
| Run #       | 2               | Front Tyre                 | Slick-Soft    | Rear Tyre       | Slick-Soft    |       |
|             |                 | 13 Laps at start           |               | 5 Laps at start |               |       |
| 9           | 9'04.162 *      | 24.187                     | 24.552        | 29.530 *        | 21.502        |       |
| 10          | <b>1'33.735</b> | 19.630                     | 24.156        | 29.037          | 20.912        | 310.6 |
| 11          | <b>1'31.542</b> | 19.017                     | 23.050        | 28.818          | 20.657        | 307.7 |
| 12          | 1'31.617 *      | 18.807                     | 22.839        | 28.807          | 21.164 *      | 310.6 |
| 13          | 1'37.673 *      | 20.694 *                   | 26.178        | 29.947          | 20.854        | 307.7 |
| 14          | <b>1'31.339</b> | 18.854                     | 22.931        | 28.823          | 20.731        | 310.6 |
| 15          | <b>1'31.727</b> | 18.941                     | 22.985        | 28.920          | 20.881        | 310.6 |

**Fastest Lap:** Fabio QUARTARARO FRA Ister Energy Yamaha MotoGP Team **1'30.580** 18.803 22.726 28.510 20.541

These data/results cannot be reproduced, stored and/or transmitted in whole or in part by any manner of electronic, mechanical, photocopying, recording, broadcasting or otherwise now known or herein after developed without the previous express consent by the copyright owner, except for reproduction in daily press and regular printed publications on sale to the public within 60 days of the event related to those data/results and always provided that copyright symbol appears together as follows below.

© MotoGP Sports Entertainment Group, 2026

Official MotoGP Timing by  TISSOT

www.motogp.com

Le Mans, Saturday, May 9, 2026

Page 4 of 5



## Free Practice Nr. 2

MotoGP™

| Lap                 | Lap Time        | T1                                | T2                | T3                                | T4                | Speed        | Lap          | Lap Time        | T1                | T2                | T3               | T4                | Speed        |       |
|---------------------|-----------------|-----------------------------------|-------------------|-----------------------------------|-------------------|--------------|--------------|-----------------|-------------------|-------------------|------------------|-------------------|--------------|-------|
| <b>20th</b>         | <b>42</b>       | <b>Alex RINS</b>                  |                   | YAMAHA                            |                   | SPA          | 3            | <b>1'33.164</b> | 19.512            | 23.312            | 29.290           | 21.050            | 300.3        |       |
|                     |                 | Monster Energy Yamaha MotoGP Team |                   |                                   |                   |              |              | 4               | <b>1'37.079</b>   | 19.443            | 23.242           | 32.529            | 21.865       | 301.2 |
|                     |                 | Runs=3                            | Total laps=15     | Full laps=10                      | Valid laps=10     |              | 5            | <b>1'33.005</b> | 19.532            | <b>23.177</b>     | 29.248           | <b>21.048</b>     | 301.2        |       |
| <b>Run #</b>        | <b>1</b>        | <b>Front Tyre</b>                 | <b>Slick-Soft</b> | <b>Rear Tyre</b>                  | <b>Slick-Soft</b> |              | 6            | <b>1'34.885</b> | 19.927            | 23.925            | 29.756           | 21.277            | 305.8        |       |
|                     |                 | 4 Laps at start                   |                   | 4 Laps at start                   |                   |              | 7            | 1'34.571 P      | 19.427            | 23.721            | 30.169           | 21.254            | 310.6        |       |
| 1                   | 1'42.999        | 21.851                            | 24.861            | 30.062                            | 22.408            |              | <b>Run #</b> | <b>2</b>        | <b>Front Tyre</b> | <b>Slick-Soft</b> | <b>Rear Tyre</b> | <b>Slick-Soft</b> |              |       |
| 2                   | <b>1'32.628</b> | 19.434                            | 23.120            | 29.082                            | 20.992            | 312.6        |              |                 | 11 Laps at start  |                   | 4 Laps at start  |                   |              |       |
| 3                   | <b>1'31.511</b> | 18.924                            | 22.910            | <b>28.844</b>                     | 20.833            | 313.5        | 8            | 9'58.920        | 25.795            | 25.054            | 29.970           | 21.422            |              |       |
| 4                   | <b>1'32.293</b> | 18.938                            | 23.342            | 29.146                            | 20.867            | 312.6        | 9            | <b>1'33.556</b> | 19.549            | 23.463            | <b>29.206</b>    | 21.338            | 301.2        |       |
| 5                   | <b>1'31.459</b> | <b>18.883</b>                     | <b>22.874</b>     | 28.900                            | <b>20.802</b>     | 313.5        | 10           | <b>1'40.136</b> | <b>19.560</b>     | 23.347            | 32.750           | 24.479            | 309.6        |       |
| 6                   | 1'39.963 P      | 21.725 *                          | 26.038            | 31.572                            | <b>20.628</b>     | <b>314.5</b> | 11           | 1'33.491 *      | <b>19.351</b>     | 23.424            | 29.358           | 21.358 *          | <b>313.5</b> |       |
| <b>Run #</b>        | <b>2</b>        | <b>Front Tyre</b>                 | <b>Slick-Soft</b> | <b>Rear Tyre</b>                  | <b>Slick-Soft</b> |              | 12           | 1'38.538 *      | 22.490 *          | 25.363            | 29.374           | 21.311            | 311.6        |       |
|                     |                 | 5 Laps at start                   |                   | 5 Laps at start                   |                   |              | 13           | <b>1'33.138</b> | 19.392            | 23.351            | 29.217           | 21.178            | 311.6        |       |
| 7                   | 6'37.620        | 21.695                            | 25.062            | 30.671                            | 21.843            |              | 14           | 1'36.042 P      | 20.793 *          | 24.591            | 30.094           | 20.564            | 295.0        |       |
| 8                   | <b>1'34.446</b> | 19.727                            | 23.716            | 29.715                            | 21.288            | 308.7        |              |                 |                   |                   |                  |                   |              |       |
| 9                   | <b>1'33.305</b> | 19.359                            | 23.542            | 29.274                            | 21.130            | 308.7        |              |                 |                   |                   |                  |                   |              |       |
| 10                  | <b>1'31.884</b> | 18.957                            | 22.914            | 29.090                            | 20.923            | 312.6        |              |                 |                   |                   |                  |                   |              |       |
| 11                  | <b>1'32.128</b> | 19.047                            | 23.062            | 28.938                            | 21.081            | 312.6        |              |                 |                   |                   |                  |                   |              |       |
| 12                  | 1'35.264 P      | 20.244 *                          | 25.070            | 30.252                            | 19.698            | 313.5        |              |                 |                   |                   |                  |                   |              |       |
| <b>Run #</b>        | <b>3</b>        | <b>Front Tyre</b>                 | <b>Slick-Soft</b> | <b>Rear Tyre</b>                  | <b>Slick-Soft</b> |              |              |                 |                   |                   |                  |                   |              |       |
|                     |                 | 10 Laps at start                  |                   | 10 Laps at start                  |                   |              |              |                 |                   |                   |                  |                   |              |       |
| 13                  | 3'20.999 *      | 18.779                            | 24.230            | 29.388                            | 21.244 *          |              |              |                 |                   |                   |                  |                   |              |       |
| 14                  | <b>1'31.952</b> | 19.096                            | 22.980            | 28.953                            | 20.923            | 309.6        |              |                 |                   |                   |                  |                   |              |       |
| 15                  | <b>1'31.818</b> | 18.965                            | 22.997            | 28.897                            | 20.959            | 311.6        |              |                 |                   |                   |                  |                   |              |       |
| <b>21st</b>         | <b>43</b>       | <b>Jack MILLER</b>                |                   | YAMAHA                            |                   | AUS          |              |                 |                   |                   |                  |                   |              |       |
|                     |                 | Prima Pramac Yamaha MotoGP        |                   |                                   |                   |              |              |                 |                   |                   |                  |                   |              |       |
|                     |                 | Runs=3                            | Total laps=13     | Full laps=8                       | Valid laps=8      |              |              |                 |                   |                   |                  |                   |              |       |
| <b>Run #</b>        | <b>1</b>        | <b>Front Tyre</b>                 | <b>Slick-Soft</b> | <b>Rear Tyre</b>                  | <b>Slick-Soft</b> |              |              |                 |                   |                   |                  |                   |              |       |
|                     |                 | New Tyre                          |                   | 4 Laps at start                   |                   |              |              |                 |                   |                   |                  |                   |              |       |
| 1                   | 1'53.613        | 20.235                            | 24.852            | 30.870                            | 22.308            |              |              |                 |                   |                   |                  |                   |              |       |
| 2                   | <b>1'33.335</b> | 19.423                            | 23.461            | 29.334                            | 21.117            | 313.5        |              |                 |                   |                   |                  |                   |              |       |
| 3                   | <b>1'32.562</b> | 19.071                            | 23.152            | 29.153                            | 21.186            | 315.5        |              |                 |                   |                   |                  |                   |              |       |
| 4                   | <b>1'36.818</b> | 19.235                            | 23.335            | 32.911                            | 21.337            | <b>316.5</b> |              |                 |                   |                   |                  |                   |              |       |
| 5                   | <b>1'31.541</b> | <b>18.989</b>                     | 22.922            | <b>28.784</b>                     | 20.846            | 312.6        |              |                 |                   |                   |                  |                   |              |       |
| 6                   | 1'39.533 P      | 21.097 *                          | 25.616            | 30.610                            | 22.210            | 312.6        |              |                 |                   |                   |                  |                   |              |       |
| <b>Run #</b>        | <b>2</b>        | <b>Front Tyre</b>                 | <b>Slick-Soft</b> | <b>Rear Tyre</b>                  | <b>Slick-Soft</b> |              |              |                 |                   |                   |                  |                   |              |       |
|                     |                 | 6 Laps at start                   |                   | 4 Laps at start                   |                   |              |              |                 |                   |                   |                  |                   |              |       |
| 7                   | 7'12.976        | 22.189                            | 24.388            | 30.189                            | 21.340            |              |              |                 |                   |                   |                  |                   |              |       |
| 8                   | <b>1'37.506</b> | 19.241                            | 26.409            | 30.756                            | 21.100            | 305.8        |              |                 |                   |                   |                  |                   |              |       |
| 9                   | <b>1'32.065</b> | 19.044                            | 23.135            | 29.073                            | 20.813            | 306.8        |              |                 |                   |                   |                  |                   |              |       |
| 10                  | 1'44.595 P      | 22.258 *                          | 26.521            | 33.813 *                          | 22.003            | 308.7        |              |                 |                   |                   |                  |                   |              |       |
| <b>Run #</b>        | <b>3</b>        | <b>Front Tyre</b>                 | <b>Slick-Soft</b> | <b>Rear Tyre</b>                  | <b>Slick-Soft</b> |              |              |                 |                   |                   |                  |                   |              |       |
|                     |                 | 10 Laps at start                  |                   | 10 Laps at start                  |                   |              |              |                 |                   |                   |                  |                   |              |       |
| 11                  | 5'26.061        | 19.122                            | 24.457            | 29.805                            | 21.070            |              |              |                 |                   |                   |                  |                   |              |       |
| 12                  | <b>1'31.686</b> | 19.101                            | 22.999            | 28.822                            | <b>20.764</b>     | 307.7        |              |                 |                   |                   |                  |                   |              |       |
| 13                  | <b>1'31.825</b> | 19.218                            | <b>22.908</b>     | 28.860                            | 20.839            | 308.7        |              |                 |                   |                   |                  |                   |              |       |
| <b>22nd</b>         | <b>94</b>       | <b>Jonas FOLGER</b>               |                   | KTM                               |                   | GER          |              |                 |                   |                   |                  |                   |              |       |
|                     |                 | Red Bull KTM Tech3                |                   |                                   |                   |              |              |                 |                   |                   |                  |                   |              |       |
|                     |                 | Runs=2                            | Total laps=14     | Full laps=10                      | Valid laps=8      |              |              |                 |                   |                   |                  |                   |              |       |
| <b>Run #</b>        | <b>1</b>        | <b>Front Tyre</b>                 | <b>Slick-Soft</b> | <b>Rear Tyre</b>                  | <b>Slick-Soft</b> |              |              |                 |                   |                   |                  |                   |              |       |
|                     |                 | 4 Laps at start                   |                   | 4 Laps at start                   |                   |              |              |                 |                   |                   |                  |                   |              |       |
| 1                   | 2'11.415        | 21.026                            | 25.095            | 30.371                            | 23.362            |              |              |                 |                   |                   |                  |                   |              |       |
| 2                   | <b>1'33.709</b> | 19.573                            | 23.563            | 29.283                            | 21.290            | 307.7        |              |                 |                   |                   |                  |                   |              |       |
| <b>Fastest Lap:</b> |                 | Fabio QUARTARARO                  | FRA               | Monster Energy Yamaha MotoGP Team | <b>1'30.580</b>   | 18.803       | 22.726       | 28.510          | 20.541            |                   |                  |                   |              |       |

These data/results cannot be reproduced, stored and/or transmitted in whole or in part by any manner of electronic, mechanical, photocopying, recording, broadcasting or otherwise now known or herein after developed without the previous express consent by the copyright owner, except for reproduction in daily press and regular printed publications on sale to the public within 60 days of the event related to those data/results and always provided that copyright symbol appears together as follows below.

© MotoGP Sports Entertainment Group, 2026

Official MotoGP Timing by  TISSOT

www.motogp.com

Le Mans, Saturday, May 9, 2026

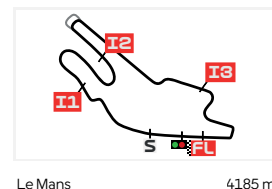
Page 5 of 5



# COMBINED PRACTICE TIMES

## MICHELIN GRAND PRIX OF FRANCE

### FREE PRACTICE NR. 2



| #  | Rider              | Nation | Team                              | Motorcycle | FP1                | FP2                | Gap         |
|----|--------------------|--------|-----------------------------------|------------|--------------------|--------------------|-------------|
| 1  | 20 F.QUARTARARO    | FRA    | Monster Energy Yamaha MotoGP Team | YAMAHA     | 1'31.588 18        | <b>1'30.580</b> 8  |             |
| 2  | 63 F.BAGNAIA       | ITA    | Ducati Lenovo Team                | DUCATI     | 1'31.547 15        | <b>1'30.646</b> 13 | 0.066 0.066 |
| 3  | 49 F.DI GIANNANTON | ITA    | Pertamina Enduro VR46 Racing Team | DUCATI     | 1'30.911 14        | <b>1'30.761</b> 10 | 0.181 0.115 |
| 4  | 79 A.OGURA         | JPN    | Trackhouse MotoGP Team            | APRILIA    | 1'31.360 19        | <b>1'30.766</b> 13 | 0.186 0.005 |
| 5  | 25 R.FERNANDEZ     | SPA    | Trackhouse MotoGP Team            | APRILIA    | 1'31.224 18        | <b>1'30.836</b> 10 | 0.256 0.070 |
| 6  | 72 M.BEZZECCHI     | ITA    | Aprilia Racing                    | APRILIA    | 1'31.532 11        | <b>1'30.845</b> 7  | 0.265 0.009 |
| 7  | 10 L.MARINI        | ITA    | Honda HRC Castrol                 | HONDA      | <b>1'30.857</b> 15 | 1'31.286 4         | 0.277 0.012 |
| 8  | 89 J.MARTIN        | SPA    | Aprilia Racing                    | APRILIA    | 1'31.533 18        | <b>1'30.863</b> 8  | 0.283 0.006 |
| 9  | 23 E.BASTIANINI    | ITA    | Red Bull KTM Tech3                | KTM        | 1'31.448 12        | <b>1'30.869</b> 11 | 0.289 0.006 |
| 10 | 37 P.ACOSTA        | SPA    | Red Bull KTM Factory Racing       | KTM        | 1'31.065 18        | <b>1'30.879</b> 4  | 0.299 0.010 |
| 11 | 5 J.ZARCO          | FRA    | Castrol Honda LCR                 | HONDA      | 1'31.109 17        | <b>1'30.894</b> 10 | 0.314 0.015 |
| 12 | 36 J.MIR           | SPA    | Honda HRC Castrol                 | HONDA      | 1'31.396 16        | <b>1'30.926</b> 14 | 0.346 0.032 |
| 13 | 73 A.MARQUEZ       | SPA    | BK8 Gresini Racing MotoGP         | DUCATI     | 1'31.327 15        | <b>1'30.986</b> 6  | 0.406 0.060 |
| 14 | 54 F.ALDEGUER      | SPA    | BK8 Gresini Racing MotoGP         | DUCATI     | 1'31.512 19        | <b>1'31.035</b> 11 | 0.455 0.049 |
| 15 | 21 F.MORBIDELLI    | ITA    | Pertamina Enduro VR46 Racing Team | DUCATI     | 1'31.892 18        | <b>1'31.195</b> 12 | 0.615 0.160 |
| 16 | 11 D.MOREIRA       | BRA    | Pro Honda LCR                     | HONDA      | 1'31.833 6         | <b>1'31.201</b> 5  | 0.621 0.006 |
| 17 | 93 M.MARQUEZ       | SPA    | Ducati Lenovo Team                | DUCATI     | 1'31.388 20        | <b>1'31.247</b> 6  | 0.667 0.046 |
| 18 | 33 B.BINDER        | RSA    | Red Bull KTM Factory Racing       | KTM        | 1'31.394 20        | <b>1'31.260</b> 5  | 0.680 0.013 |
| 19 | 42 A.RINS          | SPA    | Monster Energy Yamaha MotoGP Team | YAMAHA     | <b>1'31.302</b> 17 | 1'31.459 5         | 0.722 0.042 |
| 20 | 7 T.RAZGATLIOGLU   | TUR    | Prima Pramac Yamaha MotoGP        | YAMAHA     | 1'32.616 12        | <b>1'31.339</b> 14 | 0.759 0.037 |
| 21 | 43 J.MILLER        | AUS    | Prima Pramac Yamaha MotoGP        | YAMAHA     | 1'31.586 19        | <b>1'31.541</b> 5  | 0.961 0.202 |
| 22 | 94 J.FOLGER        | GER    | Red Bull KTM Tech3                | KTM        | 1'34.098 18        | <b>1'33.005</b> 5  | 2.425 1.464 |

|                              |      |                         |                 |            |
|------------------------------|------|-------------------------|-----------------|------------|
| <b>Pole Position Record:</b> | 2025 | <b>Fabio QUARTARARO</b> | <b>1'29.324</b> | 168.6 Km/h |
| <b>Best Race Lap:</b>        | 2024 | <b>Enea BASTIANINI</b>  | <b>1'31.107</b> | 165.3 Km/h |
| <b>All Time Lap Record:</b>  | 2025 | <b>Fabio QUARTARARO</b> | <b>1'29.324</b> | 168.6 Km/h |

The results are provisional until the end of the limit for protest and appeals.

Time limit for protest expires 60' after publication of the results - ..... **Jean-Marc DELETANG** ..... Time: ..... **10:52** .....

These data/results cannot be reproduced, stored and/or transmitted in whole or in part by any manner of electronic, mechanical, photocopying, recording, broadcasting or otherwise now known or herein after developed without the previous express consent by the copyright owner, except for reproduction in daily press and regular printed publications on sale to the public within 60 days of the event related to those data/results and always provided that copyright symbol appears together as follows below.

© MotoGP Sports Entertainment Group, 2026

Official MotoGP Timing by

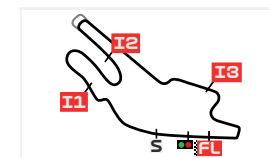
www.motogp.com

Le Mans, Saturday, May 9, 2026

# BEST PARTIAL TIMES

## MICHELIN GRAND PRIX OF FRANCE

### FREE PRACTICE NR. 2



Le Mans 4185 m.

*IT* Ideal Lap Time, sum of the best partial times

*BT* Best Lap Time

| Pos | T1                  |               | T2                  |               | T3                 |               | T4                  |               | Pos | Rider            | IT       | BT       |      |
|-----|---------------------|---------------|---------------------|---------------|--------------------|---------------|---------------------|---------------|-----|------------------|----------|----------|------|
|     | Rider               | Time          | Rider               | Time          | Rider              | Time          | Rider               | Time          |     |                  |          |          |      |
| 1   | F.BAGNAIA           | 18.629        | F.QUARTARARO        | 22.708        | E.BASTIANINI       | 28.445        | F.BAGNAIA           | 20.488        | 1   | F.BAGNAIA        | 1'30.399 | 1'30.646 | (2)  |
| 2   | <b>A.MARQUEZ</b>    | <b>18.640</b> | <b>J.ZARCO</b>      | <b>22.720</b> | <b>P.ACOSTA</b>    | <b>28.445</b> | <b>E.BASTIANINI</b> | <b>20.498</b> | 2   | F.QUARTARARO     | 1'30.526 | 1'30.580 | (1)  |
| 3   | M.BEZZECCHI         | 18.666        | F.DI GIANNANT       | 22.726        | F.BAGNAIA          | 28.489        | F.QUARTARARO        | 20.523        | 3   | E.BASTIANINI     | 1'30.542 | 1'30.869 | (8)  |
| 4   | <b>A.OGURA</b>      | <b>18.682</b> | <b>M.MARQUEZ</b>    | <b>22.730</b> | <b>A.OGURA</b>     | <b>28.493</b> | <b>J.MIR</b>        | <b>20.561</b> | 4   | M.BEZZECCHI      | 1'30.579 | 1'30.845 | (6)  |
| 5   | R.FERNANDEZ         | 18.717        | R.FERNANDEZ         | 22.742        | F.DI GIANNANT      | 28.497        | F.DI GIANNANT       | 20.581        | 5   | P.ACOSTA         | 1'30.586 | 1'30.879 | (9)  |
| 6   | <b>P.ACOSTA</b>     | <b>18.725</b> | <b>A.MARQUEZ</b>    | <b>22.761</b> | <b>F.QUARTARAR</b> | <b>28.510</b> | <b>M.BEZZECCHI</b>  | <b>20.584</b> | 6   | R.FERNANDEZ      | 1'30.629 | 1'30.836 | (5)  |
| 7   | M.MARQUEZ           | 18.752        | P.ACOSTA            | 22.765        | J.ZARCO            | 28.563        | D.MOREIRA           | 20.587        | 7   | F.DI GIANNANTONI | 1'30.656 | 1'30.761 | (3)  |
| 8   | <b>F.QUARTARAR</b>  | <b>18.785</b> | <b>M.BEZZECCHI</b>  | <b>22.765</b> | <b>M.BEZZECCHI</b> | <b>28.564</b> | <b>R.FERNANDEZ</b>  | <b>20.594</b> | 8   | A.MARQUEZ        | 1'30.676 | 1'30.986 | (12) |
| 9   | J.MARTIN            | 18.801        | J.MIR               | 22.778        | J.MARTIN           | 28.566        | A.MARQUEZ           | 20.604        | 9   | A.OGURA          | 1'30.714 | 1'30.766 | (4)  |
| 10  | <b>F.ALDEGUER</b>   | <b>18.802</b> | <b>E.BASTIANINI</b> | <b>22.781</b> | <b>J.MIR</b>       | <b>28.572</b> | <b>F.ALDEGUER</b>   | <b>20.608</b> | 10  | M.MARQUEZ        | 1'30.748 | 1'31.247 | (16) |
| 11  | F.MORBIDELLI        | 18.805        | L.MARINI            | 22.793        | R.FERNANDEZ        | 28.576        | M.MARQUEZ           | 20.620        | 11  | J.MIR            | 1'30.762 | 1'30.926 | (11) |
| 12  | <b>T.RAZGATLIOG</b> | <b>18.807</b> | <b>F.BAGNAIA</b>    | <b>22.793</b> | <b>B.BINDER</b>    | <b>28.602</b> | <b>J.MARTIN</b>     | <b>20.623</b> | 12  | J.ZARCO          | 1'30.794 | 1'30.894 | (10) |
| 13  | E.BASTIANINI        | 18.818        | A.OGURA             | 22.794        | L.MARINI           | 28.605        | L.MARINI            | 20.644        | 13  | J.MARTIN         | 1'30.829 | 1'30.863 | (7)  |
| 14  | <b>J.MIR</b>        | <b>18.851</b> | <b>T.RAZGATLIOG</b> | <b>22.839</b> | <b>M.MARQUEZ</b>   | <b>28.646</b> | <b>P.ACOSTA</b>     | <b>20.651</b> | 14  | F.ALDEGUER       | 1'31.016 | 1'31.035 | (13) |
| 15  | F.DI GIANNANT       | 18.852        | J.MARTIN            | 22.839        | A.MARQUEZ          | 28.671        | J.ZARCO             | 20.653        | 15  | L.MARINI         | 1'31.036 | 1'31.286 | (18) |
| 16  | <b>J.ZARCO</b>      | <b>18.858</b> | <b>A.RINS</b>       | <b>22.874</b> | <b>F.ALDEGUER</b>  | <b>28.683</b> | <b>T.RAZGATLIOG</b> | <b>20.657</b> | 16  | F.MORBIDELLI     | 1'31.080 | 1'31.195 | (14) |
| 17  | A.RINS              | 18.883        | D.MOREIRA           | 22.888        | F.MORBIDELLI       | 28.695        | F.MORBIDELLI        | 20.674        | 17  | T.RAZGATLIOGLU   | 1'31.110 | 1'31.339 | (19) |
| 18  | <b>D.MOREIRA</b>    | <b>18.905</b> | <b>B.BINDER</b>     | <b>22.894</b> | <b>J.MILLER</b>    | <b>28.784</b> | <b>B.BINDER</b>     | <b>20.707</b> | 18  | B.BINDER         | 1'31.176 | 1'31.260 | (17) |
| 19  | B.BINDER            | 18.973        | F.MORBIDELLI        | 22.906        | T.RAZGATLIOG       | 28.807        | A.OGURA             | 20.745        | 19  | D.MOREIRA        | 1'31.193 | 1'31.201 | (15) |
| 20  | <b>J.MILLER</b>     | <b>18.989</b> | <b>J.MILLER</b>     | <b>22.908</b> | <b>D.MOREIRA</b>   | <b>28.813</b> | <b>J.MILLER</b>     | <b>20.764</b> | 20  | A.RINS           | 1'31.403 | 1'31.459 | (20) |
| 21  | L.MARINI            | 18.994        | F.ALDEGUER          | 22.923        | A.RINS             | 28.844        | A.RINS              | 20.802        | 21  | J.MILLER         | 1'31.445 | 1'31.541 | (21) |
| 22  | <b>J.FOLGER</b>     | <b>19.351</b> | <b>J.FOLGER</b>     | <b>23.177</b> | <b>J.FOLGER</b>    | <b>29.206</b> | <b>J.FOLGER</b>     | <b>21.048</b> | 22  | J.FOLGER         | 1'32.782 | 1'33.005 | (22) |

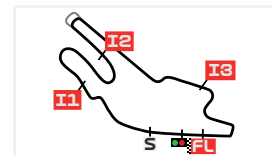
These data/results cannot be reproduced, stored and/or transmitted in whole or in part by any manner of electronic, mechanical, photocopying, recording, broadcasting or otherwise now known or herein after developed without the previous express consent by the copyright owner, except for reproduction in daily press and regular printed publications on sale to the public within 60 days of the event related to those data/results and always provided that copyright symbol appears together as follows below.

© MotoGP Sports Entertainment Group, 2026

## FASTEST LAPS SEQUENCE

MICHELIN GRAND PRIX OF FRANCE

FREE PRACTICE NR. 2



Le Mans

4185 m.

| <i>Practice Time</i> | <i>#</i> | <i>Rider</i>                | <i>Nation</i> | <i>Motorcycle</i> | <i>Time</i>     | <i>Km/h</i> | <i>Rider's Lap</i> |
|----------------------|----------|-----------------------------|---------------|-------------------|-----------------|-------------|--------------------|
| <b>3'12.948</b>      | 49       | <b>Fabio DI GIANNANTONI</b> | ITA           | DUCATI            | <b>1'32.587</b> | 162.7       | 2                  |
| <b>3'21.875</b>      | 63       | <b>Francesco BAGNAIA</b>    | ITA           | DUCATI            | <b>1'32.040</b> | 163.6       | 2                  |
| <b>4'44.375</b>      | 49       | <b>Fabio DI GIANNANTONI</b> | ITA           | DUCATI            | <b>1'31.427</b> | 164.7       | 3                  |
| <b>4'45.622</b>      | 37       | <b>Pedro ACOSTA</b>         | SPA           | KTM               | <b>1'31.386</b> | 164.8       | 3                  |
| <b>5'49.414</b>      | 20       | <b>Fabio QUARTARARO</b>     | FRA           | YAMAHA            | <b>1'30.878</b> | 165.7       | 3                  |
| <b>7'20.033</b>      | 20       | <b>Fabio QUARTARARO</b>     | FRA           | YAMAHA            | <b>1'30.619</b> | 166.2       | 4                  |
| <b>13'33.351</b>     | 20       | <b>Fabio QUARTARARO</b>     | FRA           | YAMAHA            | <b>1'30.580</b> | 166.3       | 8                  |

These data/results cannot be reproduced, stored and/or transmitted in whole or in part by any manner of electronic, mechanical, photocopying, recording, broadcasting or otherwise now known or herein after developed without the previous express consent by the copyright owner, except for reproduction in daily press and regular printed publications on sale to the public within 60 days of the event related to those data/results and always provided that copyright symbol appears together as follows below.

© MotoGP Sports Entertainment Group, 2026

Official MotoGP Timing by [www.motogp.com](http://www.motogp.com)

Le Mans, Saturday, May 9, 2026