

Mobility Resort Motegi 4801 m.

CLASSIFICATION

MOTUL GRAND PRIX OF JAPAN

FREE PRACTICE NR. 1

#	Rider	Nation	Team	Motorcycle	Time	Lap Total	Gap	T. Speed
1	63 Francesco BAGNAIA	ITA	Ducati Lenovo Team	DUCATI	1'44.857	14 17		315.7
2	1 Jorge MARTIN	SPA	Aprilia Racing	APRILIA	1'44.950	16 18	0.093 0.093	311.2
3	93 Marc MARQUEZ	SPA	Ducati Lenovo Team	DUCATI	1'44.959	13 17	0.102 0.009	316.7
4	49 Fabio DI GIANNANTONIO	ITA	Pertamina Enduro VR46 Racing Team	DUCATI	1'45.128	16 17	0.271 0.169	315.7
5	10 Luca MARINI	ITA	Honda HRC Castrol	HONDA	1'45.159	13 18	0.302 0.031	316.7
6	21 Franco MORBIDELLI	ITA	Pertamina Enduro VR46 Racing Team	DUCATI	1'45.162	6 16	0.305 0.003	313.0
7	37 Pedro ACOSTA	SPA	Red Bull KTM Factory Racing	KTM	1'45.200	10 16	0.343 0.038	316.7
8	43 Jack MILLER	AUS	Prima Pramac Yamaha MotoGP	YAMAHA	1'45.227	13 16	0.370 0.027	313.0
9	35 Somkiat CHANTRA	THA	IDEMITSU Honda LCR	HONDA	1'45.278	14 20	0.421 0.051	311.2
10	88 Miguel OLIVEIRA	POR	Prima Pramac Yamaha MotoGP	YAMAHA	1'45.357	17 17	0.500 0.079	313.0
11	72 Marco BEZZECCHI	ITA	Aprilia Racing	APRILIA	1'45.372	3 7	0.515 0.015	313.9
12	36 Joan MIR	SPA	Honda HRC Castrol	HONDA	1'45.423	5 15	0.566 0.051	315.7
13	5 Johann ZARCO	FRA	CASTROL Honda LCR	HONDA	1'45.499	15 17	0.642 0.076	313.0
14	25 Raul FERNANDEZ	SPA	Trackhouse MotoGP Team	APRILIA	1'45.500	3 13	0.643 0.001	309.4
15	73 Alex MARQUEZ	SPA	BK8 Gresini Racing MotoGP	DUCATI	1'45.500	11 17	0.643	315.7
16	20 Fabio QUARTARARO	FRA	Monster Energy Yamaha MotoGP Team	YAMAHA	1'45.517	11 16	0.660 0.017	310.3
17	30 Takaaki NAKAGAMI	JPN	Honda HRC Test Team	HONDA	1'45.688	11 16	0.831 0.171	310.3
18	79 Ai OGURA	JPN	Trackhouse MotoGP Team	APRILIA	1'45.731	14 18	0.874 0.043	311.2
19	33 Brad BINDER	RSA	Red Bull KTM Factory Racing	KTM	1'45.750	9 18	0.893 0.019	314.8
20	54 Fermin ALDEGUER	SPA	BK8 Gresini Racing MotoGP	DUCATI	1'45.759	14 17	0.902 0.009	313.9
21	12 Maverick VIÑALES	SPA	Red Bull KTM Tech3	KTM	1'45.817	5 18	0.960 0.058	315.7
22	42 Alex RINS	SPA	Monster Energy Yamaha MotoGP Team	YAMAHA	1'45.865	14 18	1.008 0.048	314.8
23	23 Enea BASTIANINI	ITA	Red Bull KTM Tech3	KTM	1'45.866	12 15	1.009 0.001	313.0

Practice condition: **Dry**

Air: 28°

Humidity: 55%

Ground: 39°

Fastest Lap:	Lap: 14	Francesco BAGNAIA	1'44.857	164.8 Km/h
Best Race Lap:	2024	Jorge MARTIN	1'44.461	165.4 Km/h
All-Time Lap Record:	2024	Pedro ACOSTA	1'43.018	167.7 Km/h

The results are provisional until the end of the limit for protest and appeals.

Time limit for protest expires 60' after publication of the results - Time: **Katsumi TAKAYA** **11:44**

These data/results cannot be reproduced, stored and/or transmitted in whole or in part by any manner of electronic, mechanical, photocopying, recording, broadcasting or otherwise now known or herein after developed without the previous express consent by the copyright owner, except for reproduction in daily press and regular printed publications on sale to the public within 60 days of the event related to those data/results and always provided that copyright symbol appears together as follows below.

© DORNA, 2025

Official MotoGP Timing by

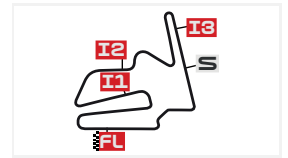
www.motogp.com

Motegi, Friday, September 26, 2025

TOP SPEED & AVERAGE

MOTUL GRAND PRIX OF JAPAN

FREE PRACTICE NR. 1



Mobility Resort Motegi 4801 m.

#	Rider	Nation	Motorcycle	Top 5 speeds					Average	Top
10	Luca MARINI	ITA	HONDA	316.7	316.7	313.0	313.0	312.1	313.7	316.7
37	Pedro ACOSTA	SPA	KTM	316.7	316.7	314.8	314.8	314.8	315.6	316.7
93	Marc MARQUEZ	SPA	DUCATI	316.7	316.7	315.7	313.9	313.9	315.0	316.7
12	Maverick VIÑALES	SPA	KTM	315.7	313.9	313.0	313.0	312.1	313.5	315.7
36	Joan MIR	SPA	HONDA	315.7	315.7	314.8	314.8	314.8	315.2	315.7
49	Fabio DI GIANNANTONIO	ITA	DUCATI	315.7	314.8	313.9	313.0	313.0	314.1	315.7
63	Francesco BAGNAIA	ITA	DUCATI	315.7	315.7	315.7	315.7	313.9	315.1	315.7
73	Alex MARQUEZ	SPA	DUCATI	315.7	312.1	311.2	311.2	310.3	311.3	315.7
33	Brad BINDER	RSA	KTM	314.8	314.8	313.9	313.9	313.9	314.2	314.8
42	Alex RINS	SPA	YAMAHA	314.8	313.9	312.1	312.1	311.2	312.4	314.8
54	Fermin ALDEGUER	SPA	DUCATI	313.9	311.2	311.2	310.3	310.3	311.4	313.9
72	Marco BEZZECCHI	ITA	APRILIA	313.9	313.9	313.0	313.0	311.2	312.7	313.9
5	Johann ZARCO	FRA	HONDA	313.0	313.0	313.0	312.1	312.1	312.4	313.0
21	Franco MORBIDELLI	ITA	DUCATI	313.0	311.2	311.2	311.2	310.3	310.8	313.0
23	Enea BASTIANINI	ITA	KTM	313.0	313.0	312.1	312.1	312.1	312.5	313.0
43	Jack MILLER	AUS	YAMAHA	313.0	312.1	311.2	310.3	310.3	311.0	313.0
88	Miguel OLIVEIRA	POR	YAMAHA	313.0	313.0	313.0	313.0	313.0	313.0	313.0
1	Jorge MARTIN	SPA	APRILIA	311.2	311.2	311.2	310.3	309.4	310.2	311.2
35	Somkiat CHANTRA	THA	HONDA	311.2	309.4	309.4	309.4	309.4	309.8	311.2
79	Ai OGURA	JPN	APRILIA	311.2	310.3	310.3	309.4	309.4	309.9	311.2
20	Fabio QUARTARARO	FRA	YAMAHA	310.3	309.4	309.4	308.5	308.5	309.0	310.3
30	Takaaki NAKAGAMI	JPN	HONDA	310.3	310.3	310.3	309.4	309.4	309.9	310.3
25	Raul FERNANDEZ	SPA	APRILIA	309.4	308.5	307.6	307.6	307.6	308.1	309.4

These data/results cannot be reproduced, stored and/or transmitted in whole or in part by any manner of electronic, mechanical, photocopying, recording, broadcasting or otherwise now known or herein after developed without the previous express consent by the copyright owner, except for reproduction in daily press and regular printed publications on sale to the public within 60 days of the event related to those data/results and always provided that copyright symbol appears together as follows below.

© DORNA, 2025

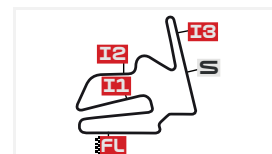
 Official MotoGP Timing by www.motogp.com

Motegi, Friday, September 26, 2025

CHRONOLOGICAL ANALYSIS OF PERFORMANCES

MOTUL GRAND PRIX OF JAPAN

FREE PRACTICE NR. 1



Motegi 4801 m.

* Lap / Sector time cancelled

P Crossing the finish line in pit lane

** Tyre data subject to further updates

T1 Time from finish line to 1st intermediate

T2 Time from 1st intermed. to 2nd intermed.

T3 Time from 2nd intermed. to 3rd intermed.

T4 Time from 3rd intermediate to finish line

Lap	Lap Time	T1	T2	T3	T4	Speed	Lap	Lap Time	T1	T2	T3	T4	Speed
1st	63	Francesco BAGNAIA		DUCATI		ITA	8	1'47.145	27.434	20.502	30.163	29.046	303.3
		Ducati Lenovo Team					9	1'47.238	27.348	20.485	29.370	30.035	309.4
		Runs=3	Total laps=17	Full laps=12	Valid laps=11		10	1'46.336	27.480	20.479	29.508	28.869	309.4
Run #	1	Front Tyre	Slick-Hard	Rear Tyre	Slick-Medium		11	1'45.958	27.336	20.430	29.516	28.676	307.6
		New Tyre		New Tyre			12	1'52.761 *	27.297 *	22.385	31.818	31.261	305.0
1	2'39.568	33.884	22.245	30.635	29.418	310.3	13	1'40.956 P	27.454	20.487	29.435	23.580	309.4
2	1'46.772	27.757	20.821	29.375	28.819	315.7	Run #	3	Front Tyre	Slick-Medium	Rear Tyre	Slick-Soft	
3	1'45.365	27.369	20.366	29.087	28.543	315.7			New Tyre		New Tyre		
4	1'45.721 *	27.234	20.316	29.044	29.127 *	313.9	14	1'51.274	32.192	20.730	29.523	28.829	306.8
5	1'49.048	27.459	20.469	31.732	29.388	306.8	15	1'45.048	27.117	20.299	29.154	28.478	307.6
6	1'45.042	27.077	20.404	29.147	28.414	313.9	16	1'44.950	27.164	20.250	29.083	28.453	306.8
7	1'44.967	27.038	20.355	29.099	28.475	313.0	17	1'49.139 *	29.742	21.017	29.695 *	28.685	305.0
8	1'43.712 P	28.545	21.704	30.451	23.012	306.8	18	1'45.519	27.195	20.450	29.278	28.596	306.8
Run #	2	Front Tyre	Slick-Hard	Rear Tyre	Slick-Medium								
		New Tyre		8 Laps at start									
9	1'54.569	32.927	21.712	30.625	29.305	307.6	3rd	93	Marc MARQUEZ		DUCATI		SPA
10	1'50.262	28.041	20.991	32.209	29.021	315.7			Runs=3	Total laps=17	Full laps=12	Valid laps=10	
11	1'40.072 P	27.891	20.702	29.678	21.801	315.7	Run #	1	Front Tyre	Slick-Soft	Rear Tyre	Slick-Medium	
Run #	3	Front Tyre	Slick-Hard	Rear Tyre	Slick-Medium				New Tyre		New Tyre		
		8 Laps at start		11 Laps at start			1	2'43.427	33.693	21.976	30.755	29.531	291.8
12	1'51.446	32.020	20.869	29.682	28.875	308.5	2	1'47.127	27.738	21.022	29.590	28.777	316.7
13	1'45.172	27.341	20.340	29.057	28.434	311.2	3	1'46.100	27.480	20.651	29.409	28.560	316.7
14	1'44.857	27.025	20.308	29.083	28.441	311.2	4	1'47.099 *	27.350	20.548	29.793 *	29.408 *	310.3
15	1'45.252	27.145	20.324	29.161	28.622	310.3	5	1'45.696	27.261	20.495	29.347	28.593	315.7
16	1'53.983	30.102	24.718	30.481	28.682	311.2	6	1'47.014	27.085	21.018	29.895	29.016	313.0
17	1'47.392	27.776	21.278	29.897	28.441	311.2	7	1'45.180	27.023	20.487	29.213	28.457	313.9
	PIT	27.838	26.399	30.889	22.606	309.4	8	1'42.905 P	28.576	21.334	30.205	22.790	311.2
Run #	2	Front Tyre	Slick-Hard	Rear Tyre	Slick-Medium		Run #	2	Front Tyre	Slick-Hard	Rear Tyre	Slick-Medium	
		New Tyre		8 Laps at start					New Tyre		8 Laps at start		
9	1'57.824	33.844	23.998	30.556	29.426	295.0	9	1'57.824	33.844	23.998	30.556	29.426	295.0
10	1'47.119	27.817	20.869	29.686	28.747	313.9	10	1'47.119	27.817	20.869	29.686	28.747	313.9
11	1'47.294	27.984	21.362	29.417	28.531	313.9	11	1'47.294	27.984	21.362	29.417	28.531	313.9
12	1'45.405	27.135	20.569	29.293	28.408	311.2	12	1'45.405	27.135	20.569	29.293	28.408	311.2
13	1'44.959	27.054	20.506	29.097	28.302	313.9	13	1'44.959	27.054	20.506	29.097	28.302	313.9
14	1'43.817 P	29.530	21.585	30.067	22.635	311.2	14	1'43.817 P	29.530	21.585	30.067	22.635	311.2
Run #	3	Front Tyre	Slick-Hard	Rear Tyre	Slick-Medium		Run #	3	Front Tyre	Slick-Hard	Rear Tyre	Slick-Medium	
		6 Laps at start		14 Laps at start					6 Laps at start		14 Laps at start		
15	1'53.095	33.781	21.117	29.602	28.595	312.1	15	1'53.095	33.781	21.117	29.602	28.595	312.1
16	1'46.831	27.314	21.442	29.395	28.680	313.0	16	1'46.831	27.314	21.442	29.395	28.680	313.0
17	1'46.036 *	27.396	20.758 *	29.398	28.484	313.0	17	1'46.036 *	27.396	20.758 *	29.398	28.484	313.0

Fastest Lap:	Francesco BAGNAIA	ITA	Ducati Lenovo Team	1'44.857	27.025	20.308	29.083	28.441
---------------------	-------------------	-----	--------------------	-----------------	--------	--------	--------	--------

These data/results cannot be reproduced, stored and/or transmitted in whole or in part by any manner of electronic, mechanical, photocopying, recording, broadcasting or otherwise now known or herein after developed without the previous express consent by the copyright owner, except for reproduction in daily press and regular printed publications on sale to the public within 60 days of the event related to those data/results and always provided that copyright symbol appears together as follows below.

© DORNA, 2025

Official MotoGP Timing by

www.motogp.com

Motegi, Friday, September 26, 2025

Free Practice Nr. 1

MotoGP™

Lap	Lap Time	T1	T2	T3	T4	Speed
8th	43	Jack MILLER			YAMAHA	AUS
		Prima Pramac Yamaha MotoGP				
		Runs=4	Total laps=16	Full laps=9	Valid laps=8	
Run #	1	Front Tyre	Slick-Soft New Tyre	Rear Tyre	Slick-Medium New Tyre	
1	2'04.214	32.445	21.878	30.386	29.485	303.3
2	1'47.369	27.834	21.052	29.614	28.869	307.6
3	1'45.853	27.530	20.441	29.215	28.667	312.1
4	1'45.798	27.255	20.515	29.252	28.776	304.2
5	1'47.231 *	27.417	20.589	29.418	29.807 *	306.8
6	1'45.960	27.263	20.483	29.609	28.605	310.3
7	1'54.952 P	32.271	24.562	31.682	26.437	222.2
Run #	2	Front Tyre	Slick-Soft 7 Laps at start	Rear Tyre	Slick-Medium 7 Laps at start	
8	1'58.975	33.697	22.514	32.737	30.027	307.6
9	1'47.195	27.806	20.743	29.705	28.941	311.2
10	1'41.488 P	27.417	20.610	29.504	23.957	313.0
Run #	3	Front Tyre	Slick-Hard New Tyre	Rear Tyre	Slick-Medium 10 Laps at start	
11	1'53.500	33.427	21.284	29.996	28.793	310.3
12	1'45.666	27.319	20.500	29.387	28.460	310.3
13	1'45.227	27.089	20.384	29.316	28.438	310.3
14	1'46.775 P	30.606	22.676	31.057	22.436	307.6
Run #	4	Front Tyre	Slick-Hard 4 Laps at start	Rear Tyre	Slick-Soft New Tyre	
15	1'55.438	33.314	21.668	31.639	28.817	310.3
16	2'12.896	27.169	41.469	34.606	29.652	302.5

Run #	1	Front Tyre	Slick-Soft New Tyre	Rear Tyre	Slick-Medium New Tyre	
11	1'53.500	33.427	21.284	29.996	28.793	310.3
12	1'45.666	27.319	20.500	29.387	28.460	310.3
13	1'45.227	27.089	20.384	29.316	28.438	310.3
14	1'46.775 P	30.606	22.676	31.057	22.436	307.6
Run #	2	Front Tyre	Slick-Soft New Tyre	Rear Tyre	Slick-Medium New Tyre	
12	1'56.488	35.499	21.370	30.371	29.248	305.0
13	1'45.585	27.317	20.362	29.222	28.684	305.9
14	1'45.278	27.271	20.392	29.127	28.488	308.5
15	1'49.469	27.813	21.564	31.039	29.053	305.9
16	1'45.498	27.244	20.389	29.249	28.616	306.8
17	1'53.820	29.416	21.301	33.516	29.587	305.9
18	1'45.905	27.343	20.368	29.580	28.614	307.6
19	1'45.980	27.361	20.470	29.340	28.809	308.5
20	1'46.150 *	27.447	20.483 *	29.409	28.811	305.9

Lap	Lap Time	T1	T2	T3	T4	Speed	
		PIT	27.380	20.446	29.478	22.054	305.9
10th	88	Miguel OLIVEIRA			YAMAHA	POR	
		Prima Pramac Yamaha MotoGP					
		Runs=3	Total laps=17	Full laps=12	Valid laps=7		
Run #	1	Front Tyre	Slick-Soft New Tyre	Rear Tyre	Slick-Medium New Tyre		
1	2'00.828	34.217	22.517	31.028	30.036	305.9	
2	1'49.073 *	28.354	20.945	29.839 *	29.935	311.2	
3	1'49.482 *	28.271 *	22.396	29.870	28.945	309.4	
4	1'47.523 *	27.671 *	20.695	29.412	29.745	313.0	
5	1'46.215 *	27.423	20.669	29.317	28.806 *	308.5	
6	1'43.410 P	29.154	21.281	30.235	22.740	305.0	
Run #	2	Front Tyre	Slick-Soft 6 Laps at start	Rear Tyre	Slick-Medium 6 Laps at start		
7	1'53.088	32.381	21.346	30.217	29.144	310.3	
8	1'46.339	27.504	20.672	29.516	28.647	311.2	
9	1'45.710	27.310	20.470	29.307	28.623	313.0	
10	1'46.184	27.379	20.581	29.432	28.792	312.1	
11	1'46.322	27.434	20.531	29.507	28.850	313.0	
12	1'45.055 P	29.582	21.719	31.032	22.722	300.8	
Run #	3	Front Tyre	Slick-Soft New Tyre	Rear Tyre	Slick-Medium New Tyre		
13	1'53.256	32.758	21.290	30.067	29.141	310.3	
14	1'46.043	27.527	20.473	29.509	28.534	311.2	
15	1'49.088	29.713	20.877	29.764	28.734	313.0	
16	1'45.511 *	27.310	20.325	29.318 *	28.558	312.1	
17	1'45.357	27.204	20.462	29.106	28.585	313.0	

Run #	1	Front Tyre	Slick-Soft New Tyre	Rear Tyre	Slick-Medium New Tyre	
1	2'17.256	34.618	21.911	30.725	29.652	311.2
2	1'48.069	27.460	21.779	29.650	29.180	313.0
3	1'45.372	27.299	20.354	29.119	28.600	313.9
4	1'42.590 P	27.030	20.216	28.976	13'12.368	313.9
Run #	2	Front Tyre	Slick-Soft New Tyre	Rear Tyre	Slick-Medium New Tyre	
5	1'54.533	33.721	21.318	30.011	29.483	307.6
6	1'46.379	27.462	20.395	29.592	28.930	311.2
7	1'45.505	27.355	20.347	29.082	28.721	313.0
unfinished		27.233				

Run #	1	Front Tyre	Slick-Soft New Tyre	Rear Tyre	Slick-Medium New Tyre	
1	2'26.524	33.213	22.235	30.603	29.655	315.7
2	1'50.954	30.997	21.117	29.764	29.076	315.7
3	1'46.855	27.688	20.559	29.817	28.791	314.8
4	1'46.087 *	27.418	20.534	29.314	28.821 *	313.9
5	1'45.423	27.211	20.337	29.202	28.673	314.8
6	1'48.085 P	30.769	21.775	32.257	23.284	295.0

Fastest Lap:	Francesco BAGNAIA	ITA	Ducati Lenovo Team	1'44.857	27.025	20.308	29.083	28.441
---------------------	-------------------	-----	--------------------	----------	--------	--------	--------	--------

These data/results cannot be reproduced, stored and/or transmitted in whole or in part by any manner of electronic, mechanical, photocopying, recording, broadcasting or otherwise now known or herein after developed without the previous express consent by the copyright owner, except for reproduction in daily press and regular printed publications on sale to the public within 60 days of the event related to those data/results and always provided that copyright symbol appears together as follows below.

© DORNA, 2025

Official MotoGP Timing by  TISSOT

www.motogp.com

Motegi, Friday, September 26, 2025

Free Practice Nr. 1

MotoGP™

Lap	Lap Time	T1	T2	T3	T4	Speed
21st	12	Maverick VIÑALES Red Bull KTM Tech3		KTM		SPA
		Runs=3	Total laps=18	Full laps=13	Valid laps=7	
Run #	1	Front Tyre	Slick-Soft New Tyre	Rear Tyre	Slick-Medium New Tyre	
1	2'41.976		32.972	22.383	30.777	29.406 313.0
2	1'47.843		27.948	20.971	29.920	29.004 313.0
3	1'46.594		27.601	20.807	29.496	28.690 313.9
4	1'47.782 *		28.090	20.759	29.680 *	29.253 * 298.3
5	1'45.817		27.338	20.543	29.359	28.577 315.7
6	1'43.340 P		27.318	22.246	30.660	23.116 311.2
Run #	2	Front Tyre	Slick-Soft New Tyre	Rear Tyre	Slick-Medium 6 Laps at start	
7	1'52.917		31.695	21.529	30.322	29.371 308.5
8	1'47.423		28.186	20.928	29.668	28.641 311.2
9	1'49.398 *		27.492 *	20.769	29.537	31.600 310.3
10	1'46.417 *		27.452 *	20.775	29.402	28.788 311.2
11	1'50.006 *		27.415	21.410 *	32.064	29.117 312.1
12	1'46.054 *		27.347 *	20.627	29.432	28.648 309.4
13	1'39.569 P		27.224	20.582	29.417	22.346 309.4
Run #	3	Front Tyre	Slick-Soft 7 Laps at start	Rear Tyre	Slick-Medium 13 Laps at start	
14	1'50.837		31.513	20.893	29.660	28.771 310.3
15	1'46.618		28.111	20.524	29.432	28.551 309.4
16	1'46.090		27.486	20.601	29.383	28.620 311.2
17	1'46.306 *		27.395	20.646	29.516 *	28.749 309.4
18	1'53.946		30.441	22.706	31.086	29.713 308.5

22nd	42	Alex RINS Monster Energy Yamaha MotoGP Team		YAMAHA		SPA
		Runs=2	Total laps=18	Full laps=15	Valid laps=14	
Run #	1	Front Tyre	Slick-Soft New Tyre	Rear Tyre	Slick-Medium New Tyre	
1	2'01.909		32.773	22.526	31.016	29.750 306.8
2	1'48.170		28.105	21.390	29.735	28.940 312.1
3	1'46.518		27.712	20.691	29.329	28.786 312.1
4	1'46.083		27.414	20.655	29.344	28.670 313.9
5	1'46.470 *		27.714	20.647	29.305	28.804 * 314.8
6	1'46.138		27.423	20.551	29.460	28.704 311.2
7	1'54.801		31.707	21.179	32.507	29.408 296.7
8	1'45.974		27.340	20.562	29.509	28.563 311.2
9	1'42.590 P		28.208	21.449	29.842	23.091 309.4
Run #	2	Front Tyre	Slick-Hard New Tyre	Rear Tyre	Slick-Medium 9 Laps at start	
10	1'54.458		31.892	21.891	30.730	29.945 295.8
11	1'48.003		27.895	20.778	30.389	28.941 308.5
12	1'46.624		27.341	20.620	29.497	29.166 309.4
13	1'49.948		27.395	23.831	29.932	28.790 308.5
14	1'45.865		27.333	20.591	29.392	28.549 310.3
15	1'54.637		32.087	20.778	31.261	30.511 266.0
16	1'46.224		27.492	20.640	29.550	28.542 310.3
17	1'46.093		27.491	20.435	29.524	28.643 310.3
18	1'49.598		30.269	20.841	29.705	28.783 311.2
	PIT		27.490	21.809	31.402	24.447 307.6

Lap	Lap Time	T1	T2	T3	T4	Speed
23rd	23	Enea BASTIANINI Red Bull KTM Tech3		KTM		ITA
		Runs=3	Total laps=15	Full laps=10	Valid laps=8	
Run #	1	Front Tyre	Slick-Soft New Tyre	Rear Tyre	Slick-Medium New Tyre	
1	2'27.205		33.868	22.244	30.737	29.566 304.2
2	1'47.727		28.174	20.736	29.967	28.850 312.1
3	1'46.405 *		27.754 *	20.500	29.472	28.679 313.0
4	1'46.389		27.406	20.637	29.467	28.879 311.2
5	1'46.154		27.398	20.589	29.470	28.697 312.1
6	1'46.021		27.451	20.480	29.441	28.649 311.2
7	1'42.739 P		28.764	21.162	30.146	22.667 304.2
Run #	2	Front Tyre	Slick-Hard New Tyre	Rear Tyre	Slick-Medium 7 Laps at start	
8	1'56.630		34.877	22.304	30.310	29.139 308.5
9	1'46.623		27.793	20.581	29.528	28.721 312.1
10	1'46.208		27.461	20.693	29.419	28.635 308.5
11	1'46.015 *		27.432 *	20.554	29.429	28.600 308.5
12	1'45.866		27.280	20.548	29.431	28.607 308.5
13	1'42.274 P		28.245	21.025	30.169	22.835 305.9
Run #	3	Front Tyre	Slick-Hard 6 Laps at start	Rear Tyre	Slick-Medium 13 Laps at start	
14	1'54.179		31.144	21.726	31.224	30.085 306.8
15	1'47.043		27.567	21.100	29.416	28.960 313.0
	unfinished		27.479	20.556		

Fastest Lap: Francesco BAGNAIA ITA Ducati Lenovo Team **1'44.857** 27.025 20.308 29.083 28.441

These data/results cannot be reproduced, stored and/or transmitted in whole or in part by any manner of electronic, mechanical, photocopying, recording, broadcasting or otherwise now known or herein after developed without the previous express consent by the copyright owner, except for reproduction in daily press and regular printed publications on sale to the public within 60 days of the event related to those data/results and always provided that copyright symbol appears together as follows below.

© DORNA, 2025

Official MotoGP Timing by TISSOT

www.motogp.com

Motegi, Friday, September 26, 2025

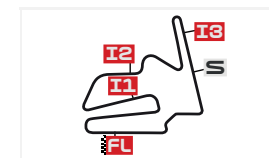
Page 6 of 6



BEST PARTIAL TIMES

MOTUL GRAND PRIX OF JAPAN

FREE PRACTICE NR. 1



Mobility Resort Motegi 4801 m.

IT Ideal Lap Time, sum of the best partial times

BT Best Lap Time

Pos	T1		T2		T3		T4		Pos	IT		BT
	Rider	Time	Rider	Time	Rider	Time	Rider	Time		Rider	Time	
1	M.MARQUEZ	27.023	M.BEZZECCHI	20.216	M.BEZZECCHI	28.976	M.MARQUEZ	28.302	1	F.BAGNAIA	1'44.791	1'44.857 (1)
2	F.BAGNAIA	27.025	J.MARTIN	20.250	F.BAGNAIA	29.044	P.ACOSTA	28.388	2	M.BEZZECCHI	1'44.822	1'45.372 (11)
3	M.BEZZECCHI	27.030	J.MIR	20.266	J.MARTIN	29.083	F.BAGNAIA	28.414	3	J.MARTIN	1'44.903	1'44.950 (2)
4	F.MORBIDELLI	27.085	L.MARINI	20.275	M.MARQUEZ	29.097	F.DI GIANNANT	28.423	4	M.MARQUEZ	1'44.909	1'44.959 (3)
5	J.MILLER	27.089	F.MORBIDELLI	20.289	M.OLIVEIRA	29.106	L.MARINI	28.431	5	L.MARINI	1'45.000	1'45.159 (5)
6	P.ACOSTA	27.109	F.BAGNAIA	20.308	S.CHANTRA	29.127	J.MILLER	28.438	6	F.MORBIDELLI	1'45.042	1'45.162 (6)
7	J.MARTIN	27.117	M.OLIVEIRA	20.325	L.MARINI	29.170	J.MARTIN	28.453	7	J.MILLER	1'45.126	1'45.227 (8)
8	F.DI GIANNANT	27.118	B.BINDER	20.337	F.MORBIDELLI	29.190	F.MORBIDELLI	28.478	8	F.DI GIANNANTONI	1'45.128	1'45.128 (4)
9	L.MARINI	27.124	R.FERNANDEZ	20.339	R.FERNANDEZ	29.193	S.CHANTRA	28.488	9	P.ACOSTA	1'45.134	1'45.200 (7)
10	A.MARQUEZ	27.129	T.NAKAGAMI	20.340	P.ACOSTA	29.194	J.ZARCO	28.509	10	M.OLIVEIRA	1'45.169	1'45.357 (10)
11	T.NAKAGAMI	27.148	A.MARQUEZ	20.354	F.DI GIANNANT	29.201	M.OLIVEIRA	28.534	11	S.CHANTRA	1'45.221	1'45.278 (9)
12	R.FERNANDEZ	27.149	S.CHANTRA	20.362	J.MIR	29.202	A.RINS	28.542	12	J.MIR	1'45.258	1'45.423 (12)
13	J.MIR	27.191	F.QUARTARARO	20.370	J.ZARCO	29.210	B.BINDER	28.546	13	R.FERNANDEZ	1'45.266	1'45.500 (14)
14	B.BINDER	27.192	J.MILLER	20.384	J.MILLER	29.215	M.VIÑALES	28.551	14	B.BINDER	1'45.304	1'45.750 (19)
15	M.OLIVEIRA	27.204	F.DI GIANNANT	20.386	B.BINDER	29.229	F.QUARTARARO	28.551	14	A.MARQUEZ	1'45.304	1'45.500 (15)
16	J.ZARCO	27.208	J.ZARCO	20.393	T.NAKAGAMI	29.241	A.MARQUEZ	28.577	16	J.ZARCO	1'45.320	1'45.499 (13)
17	A.OGURA	27.208	F.ALDEGUER	20.416	A.MARQUEZ	29.244	F.ALDEGUER	28.581	17	T.NAKAGAMI	1'45.402	1'45.688 (17)
18	M.VIÑALES	27.224	A.OGURA	20.420	F.QUARTARARO	29.258	R.FERNANDEZ	28.585	18	F.QUARTARARO	1'45.406	1'45.517 (16)
19	F.QUARTARARO	27.227	A.RINS	20.435	A.RINS	29.305	J.MIR	28.599	19	A.RINS	1'45.615	1'45.865 (22)
20	S.CHANTRA	27.244	P.ACOSTA	20.443	A.OGURA	29.321	E.BASTIANINI	28.600	20	A.OGURA	1'45.653	1'45.731 (18)
21	E.BASTIANINI	27.280	E.BASTIANINI	20.480	M.VIÑALES	29.359	M.BEZZECCHI	28.600	21	M.VIÑALES	1'45.658	1'45.817 (21)
22	F.ALDEGUER	27.298	M.MARQUEZ	20.487	F.ALDEGUER	29.366	T.NAKAGAMI	28.673	22	F.ALDEGUER	1'45.661	1'45.759 (20)
23	A.RINS	27.333	M.VIÑALES	20.524	E.BASTIANINI	29.416	A.OGURA	28.704	23	E.BASTIANINI	1'45.776	1'45.866 (23)

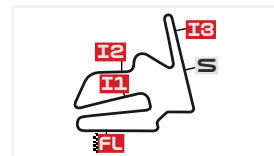
These data/results cannot be reproduced, stored and/or transmitted in whole or in part by any manner of electronic, mechanical, photocopying, recording, broadcasting or otherwise now known or herein after developed without the previous express consent by the copyright owner, except for reproduction in daily press and regular printed publications on sale to the public within 60 days of the event related to those data/results and always provided that copyright symbol appears together as follows below.

© DORNA, 2025

FASTEST LAPS SEQUENCE

MOTUL GRAND PRIX OF JAPAN

FREE PRACTICE NR. 1



Mobility Resort Motegi 4801 m.

Practice Time	#	Rider	Nation	Motorcycle	Time	Km/h	Rider's Lap
3'48.842	54	Fermin ALDEGUER	SPA	DUCATI	1'47.450	160.8	2
3'51.182	37	Pedro ACOSTA	SPA	KTM	1'46.769	161.8	2
3'54.221	49	Fabio DI GIANNANTONI	ITA	DUCATI	1'46.503	162.2	2
4'21.737	25	Raul FERNANDEZ	SPA	APRILIA	1'46.470	162.3	2
5'35.263	54	Fermin ALDEGUER	SPA	DUCATI	1'46.421	162.4	3
5'35.745	73	Alex MARQUEZ	SPA	DUCATI	1'46.411	162.4	3
5'36.865	37	Pedro ACOSTA	SPA	KTM	1'45.683	163.5	3
5'50.697	72	Marco BEZZECCHI	ITA	APRILIA	1'45.372	164.0	3
6'11.705	63	Francesco BAGNAIA	ITA	DUCATI	1'45.365	164.0	3
7'13.103	21	Franco MORBIDELLI	ITA	DUCATI	1'45.346	164.0	3
11'31.516	63	Francesco BAGNAIA	ITA	DUCATI	1'45.042	164.5	6
13'16.483	63	Francesco BAGNAIA	ITA	DUCATI	1'44.967	164.6	7
30'07.800	93	Marc MARQUEZ	SPA	DUCATI	1'44.959	164.6	13
35'49.069	63	Francesco BAGNAIA	ITA	DUCATI	1'44.857	164.8	14

These data/results cannot be reproduced, stored and/or transmitted in whole or in part by any manner of electronic, mechanical, photocopying, recording, broadcasting or otherwise now known or herein after developed without the previous express consent by the copyright owner, except for reproduction in daily press and regular printed publications on sale to the public within 60 days of the event related to those data/results and always provided that copyright symbol appears together as follows below.

© DORNA, 2025

Official MotoGP Timing by www.motogp.com

Motegi, Friday, September 26, 2025