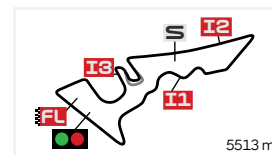


CLASSIFICATION AFTER 14 LAPS = 77.182 KM

RED BULL GRAND PRIX OF THE AMERICAS

RACE



Circuit Of The Americas

Pos	Pts	#	Rider	Nation	Team	Motorcycle	Total Time	Km/h	Gap
1	25	99	Jose Antonio RUEDA	SPA	Red Bull KTM Ajo	KTM	31'23.456	147.5	
2	20	66	Joel KELSO	AUS	LEVELUP-MTA	KTM	31'25.855	147.3	2.399
3	16	18	Matteo BERTELLE	ITA	LEVELUP-MTA	KTM	31'27.656	147.1	4.200
4	13	36	Angel PIQUERAS	SPA	FRINSA - MT Helmets - MSI	KTM	31'28.801	147.1	5.345
5	11	28	Maximo QUILES	SPA	CFMOTO Valresa Aspar Team	KTM	31'28.978	147.0	5.522
6	10	83	Alvaro CARPE	SPA	Red Bull KTM Ajo	KTM	31'30.765	146.9	7.309
7	9	71	Dennis FOGGIA	ITA	CFMOTO Valresa Aspar Team	KTM	31'45.271	145.8	21.815
8	8	11	Adrián CRUCES	SPA	CIP Green Power	KTM	31'45.525	145.8	22.069
9	7	72	Taiyo FURUSATO	JPN	Honda Team Asia	HONDA	31'45.707	145.8	22.251
10	6	14	Cormac BUCHANAN	NZE	DENSSI Racing - BOE	KTM	31'45.915	145.7	22.459
11	5	94	Guido PINI	ITA	LIQUI MOLY Dynavolt Intact GP	KTM	31'46.014	145.7	22.558
12	4	31	Adrian FERNANDEZ	SPA	Leopard Racing	HONDA	31'47.645	145.6	24.189
13	3	22	David ALMANSA	SPA	Leopard Racing	HONDA	31'48.375	145.5	24.919
14	2	12	Jacob ROULSTONE	AUS	Red Bull KTM Tech3	KTM	31'49.048	145.5	25.592
15	1	10	Nicola CARRARO	ITA	Rivacold Snipers Team	HONDA	31'50.242	145.4	26.786
16		21	Ruche MOODLEY	RSA	DENSSI Racing - BOE	KTM	31'50.422	145.4	26.966
17		8	Eddie O'SHEA	GBR	GRYD - Mlav Racing	HONDA	31'55.256	145.0	31.800
18		34	Jakob ROSENTHALER	AUT	GRYD - Mlav Racing	HONDA	32'20.591	143.1	57.135
19		6	Ryusei YAMANAKA	JPN	FRINSA - MT Helmets - MSI	KTM	33'25.101	138.5	2'01.645
Not classified									
		73	Valentin PERRONE	ARG	Red Bull KTM Tech3	KTM	20'24.347	145.8	5 laps
		19	Scott OGDEN	GBR	CIP Green Power	KTM	18'21.271	144.1	6 laps
		82	Stefano NEPA	ITA	SIC58 Squadra Corse	HONDA	15'53.514	145.7	7 laps
		64	David MUÑOZ	SPA	LIQUI MOLY Dynavolt Intact GP	KTM	20'49.182	95.3	8 laps
		58	Luca LUNETTA	ITA	SIC58 Squadra Corse	HONDA	9'02.697	146.2	10 laps
		54	Riccardo ROSSI	ITA	Rivacold Snipers Team	HONDA	2'18.486	143.3	13 laps

The results are provisional until the end of the limit for protest and appeals.

Time limit for protest expires 60' after publication of the results - **Beth MILLER** Time: **11:47**

These data/results cannot be reproduced, stored and/or transmitted in whole or in part by any manner of electronic, mechanical, photocopying, recording, broadcasting or otherwise now known or herein after developed without the previous express consent by the copyright owner, except for reproduction in daily press and regular printed publications on sale to the public within 60 days of the event related to those data/results and always provided that copyright symbol appears together as follows below.

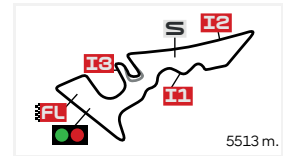
© DORNA, 2025

Official MotoGP Timing by  TISSOT

www.motogp.com

Austin, Sunday, March 30, 2025

CLASSIFICATION AFTER 14 LAPS = 77.182 KM
RED BULL GRAND PRIX OF THE AMERICAS
RACE



Circuit Of The Americas

Pos Pts # Rider Nation Team Motorcycle Total Time Km/h Gap

Race condition: Dry Air: 23° Humidity: 78% Ground: 27°	Pole Position:	David MUÑOZ	2'14.422	147.6 Km/h
	Fastest Lap (New record): Lap 6	Matteo BERTELLE	2'13.939	148.1 Km/h
	Best Race Lap: 2024	Daniel HOLGADO	2'14.866	147.1 Km/h
	All-Time Lap Record: 2025	Matteo BERTELLE	2'13.939	148.1 Km/h

10:45'00	SIGHTING LAP START
11:00'00	WARM UP LAP START
11:00'39 Adrian FERNANDEZ	starting Warm up lap from pit lane
11:03'28	RACE START
11:05'46 <u>Adrian FERNANDEZ</u>	<u>jump start</u>
11:05'58 <u>Adrian FERNANDEZ</u>	<u>double long lap penalty</u>
11:08'23 Riccardo ROSSI	crashed out - Rider OK
11:10'35 David MUÑOZ	crashed out - Rider OK
11:10'49 David MUÑOZ	re-joined race
11:12'59 <u>Eddie O'SHEA</u>	<u>track limits warning</u>
11:13'30 David MUÑOZ	entered pits
11:14'36 Luca LUNETTA	crashed out - Rider OK
11:16'09 <u>Adrian FERNANDEZ</u>	<u>double long lap penalty - COMPLETED</u>
11:19'13 David MUÑOZ	re-joined race
11:21'36 Stefano NEPA	crashed out - Medical Centre
11:21'49 Scott OGDEN	entered pits and retired
11:24'17 David MUÑOZ	entered pits and retired
11:24'36 Valentin PERRONE	crashed out - Rider OK
11:24'36 Ryusei YAMANAKA	crashed out - Rider OK
11:25'35 Ryusei YAMANAKA	re-joined race
11:25'42 <u>Maximo QUILES</u>	<u>track limits warning</u>

The results are provisional until the end of the limit for protest and appeals.

Time limit for protest expires 60' after publication of the results - **Beth MILLER** Time: **11:47**

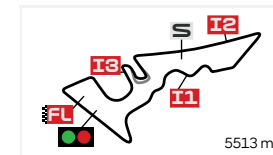
These data/results cannot be reproduced, stored and/or transmitted in whole or in part by any manner of electronic, mechanical, photocopying, recording, broadcasting or otherwise now known or herein after developed without the previous express consent by the copyright owner, except for reproduction in daily press and regular printed publications on sale to the public within 60 days of the event related to those data/results and always provided that copyright symbol appears together as follows below.

© DORNA, 2025

Official MotoGP Timing by TISSOT

www.motogp.com

Austin, Sunday, March 30, 2025



Circuit Of The Americas

WORLD CHAMPIONSHIP CLASSIFICATION

RED BULL GRAND PRIX OF THE AMERICAS

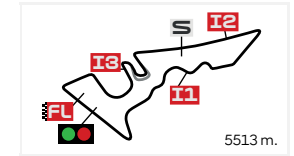
Rider	Nation	Points	Leader	Previous	THA	ARG	AME	QAT	SPA	FRA	GBR	ARA	ITA	NED	GER	CZE	AUT	HUN	CAT	RSM	JPN	INA	AUS	MAL	POR	VAL
1 RUEDA Jose Antonio	SPA	66			25	16	25																			
2 PIQUERAS Angel	SPA	42	24	24	4	25	13																			
3 FERNANDEZ Adrian	SPA	40	26	2	16	20	4																			
4 BERTELLE Matteo	ITA	40	26	0	11	13	16																			
5 CARPE Alvaro	SPA	30	36	10	20	-	10																			
6 KELSO Joel	AUS	28	38	2	-	8	20																			
7 FOGGIA Dennis	ITA	24	42	4	10	5	9																			
8 ALMANSA David	SPA	22	44	2	9	10	3																			
9 NEPA Stefano	ITA	19	47	3	13	6	-																			
10 FURUSATO Taiyo	JPN	18	48	1	-	11	7																			
11 LUNETTA Luca	ITA	15	51	3	6	9	-																			
12 CRUCES Adrián	SPA	13	53	2	2	3	8																			
13 QUILES Maximo	SPA	11	55	2	-	-	11																			
14 BUCHANAN Cormac	NZE	9	57	2	1	2	6																			
15 ROSSI Riccardo	ITA	8	58	1	8	0	-																			
16 ESTEBAN Joel	SPA	7	59	1	7	0	-																			
17 YAMANAKA Ryusei	JPN	7	59	0	-	7	0																			
18 MOODLEY Ruche	RSA	6	60	1	5	1	0																			
19 PINI Guido	ITA	5	61	1	-	-	5																			
20 OGDEN Scott	GBR	4	62	1	-	4	-																			
21 URIARTE Marcos	SPA	3	63	1	3	-	-																			

These data/results cannot be reproduced, stored and/or transmitted in whole or in part by any manner of electronic, mechanical, photocopying, recording, broadcasting or otherwise now known or herein after developed without the previous express consent by the copyright owner, except for reproduction in daily press and regular printed publications on sale to the public within 60 days of the event related to those data/results and always provided that copyright symbol appears together as follows below.

© DORNA, 2025

WORLD CHAMPIONSHIP CLASSIFICATION

RED BULL GRAND PRIX OF THE AMERICAS



Circuit Of The Americas

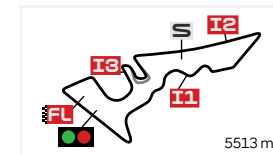
Rider	Nation	Points	Leader	Previous	THA	ARG	AME	QAT	SPA	FRA	GBR	ARA	ITA	NED	GER	CZE	AUT	HUN	CAT	RSM	JPN	INA	AUS	MAL	POR	VAL
22 ROULSTONE Jacob	AUS	2	64	1	-	-	2																			
23 CARRARO Nicola	ITA	1	65	1	-	0	1																			
24 O'SHEA Eddie	GBR	0	66	1	-	0	0																			
25 ROSENTHALER Jakob	AUT	0	66	0	-	0	0																			
27 BUASRI Tatchakorn	THA	0	66	0	-	0	-																			

These data/results cannot be reproduced, stored and/or transmitted in whole or in part by any manner of electronic, mechanical, photocopying, recording, broadcasting or otherwise now known or herein after developed without the previous express consent by the copyright owner, except for reproduction in daily press and regular printed publications on sale to the public within 60 days of the event related to those data/results and always provided that copyright symbol appears together as follows below.

© DORNA, 2025

WORLD CHAMPIONSHIP CLASSIFICATION

RED BULL GRAND PRIX OF THE AMERICAS



Circuit Of The Americas

Constructor	Points	Leader	Previous	THA	ARG	AME	QAT	SPA	FRA	GBR	ARA	ITA	NED	GER	CZE	AUT	HUN	CAT	RSM	JPN	INA	AUS	MAL	POR	VAL
1 KTM	75			25	25	25																			
2 HONDA	43	32	32	16	20	7																			

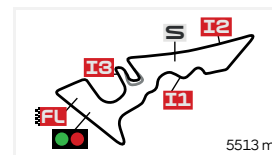
Team	Points	Leader	Previous	THA	ARG	AME	QAT	SPA	FRA	GBR	ARA	ITA	NED	GER	CZE	AUT	HUN	CAT	RSM	JPN	INA	AUS	MAL	POR	VAL
1 Red Bull KTM Ajo	96			45	16	35																			
2 LEVELUP-MTA	68	28	28	11	21	36																			
3 Leopard Racing	62	34	6	25	30	7																			
4 FRINSA - MT Helmets - MSI	49	47	13	4	32	13																			
5 CFMOTO Valresa Aspar Team	35	61	14	10	5	20																			
6 SIC58 Squadra Corse	34	62	1	19	15	-																			
7 Honda Team Asia	18	78	16	-	11	7																			
8 CIP Green Power	17	79	1	2	7	8																			
9 DENSSI Racing - BOE	15	81	2	6	3	6																			
10 Rivacold Snipers Team	9	87	6	8	-	1																			
11 Red Bull KTM Tech3	9	87	0	7	-	2																			
12 LIQUI MOLY Dynavolt Intact GP	5	91	4	-	-	5																			
13 GRYD - Mlav Racing	3	93	2	3	-	-																			

These data/results cannot be reproduced, stored and/or transmitted in whole or in part by any manner of electronic, mechanical, photocopying, recording, broadcasting or otherwise now known or herein after developed without the previous express consent by the copyright owner, except for reproduction in daily press and regular printed publications on sale to the public within 60 days of the event related to those data/results and always provided that copyright symbol appears together as follows below.

© DORNA, 2025

LAP CHART

RED BULL GRAND PRIX OF THE AMERICAS RACE



Circuit Of The Americas

Pos	1	2	3	4	5	6	7	8	9	10	11	12	13	14	15	16	17	18	19	20	21	22	23	24	25	
Grid	64	28	66	99	71	58	83	82	31	18	36	94	19	54	14	11	72	22	6	10	73	21	12	8	34	
	1	28	83	99	64	66	18	71	82	36	58	94	54	14	22	11	19	72	21	10	31	73	6	8	12	34
	2	99	28	64	83	66	18	36	58	94	71	22	14	11	72	19	31	21	6	73	82	10	8	12	34	
	3	99	64	83	28	66	18	36	58	94	22	71	31	72	14	11	6	19	21	82	73	10	8	12	34	
	4	99	66	83	28	18	36	58	94	22	71	72	14	6	11	19	73	82	21	10	31	8	12	34	64	
	5	99	66	18	36	28	83	94	22	72	71	14	6	73	19	11	82	10	21	12	8	31	34	64		
	6	99	66	18	36	28	83	22	94	72	71	6	73	14	82	19	11	10	21	12	31	8	34	64		
	7	99	66	18	36	83	28	22	94	72	71	6	73	14	82	19	11	21	10	31	12	8	34			
	8	99	66	18	36	83	28	22	72	71	94	73	6	14	11	21	10	31	12	8	19	34				
	9	99	66	18	36	83	28	22	72	71	94	73	6	14	11	21	10	31	12	8	34					
	10	99	66	18	36	83	28	71	72	22	94	14	11	21	10	31	12	8	34	6						
L	11	99	66	18	36	83	28	71	72	11	22	94	14	21	12	31	10	8	34	6						
a	12	99	66	18	36	83	28	71	72	11	94	14	22	31	12	21	10	8	34	6						
p	13	99	66	18	36	28	83	71	72	11	14	94	22	31	12	10	21	8	34	6						
s	14	99	66	18	36	28	83	71	11	72	14	94	31	22	12	10	21	8	34	6						

Winner Lapped rider

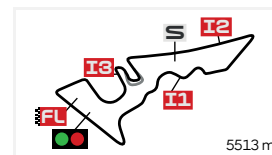
These data/results cannot be reproduced, stored and/or transmitted in whole or in part by any manner of electronic, mechanical, photocopying, recording, broadcasting or otherwise now known or herein after developed without the previous express consent by the copyright owner, except for reproduction in daily press and regular printed publications on sale to the public within 60 days of the event related to those data/results and always provided that copyright symbol appears together as follows below.

© DORNA, 2025

Official MotoGP Timing by  TISSOT

www.motogp.com

Austin, Sunday, March 30, 2025



Circuit Of The Americas

FASTEST LAP OF EACH RIDER

RED BULL GRAND PRIX OF THE AMERICAS RACE

#	Rider	Nation	Team	Motorcycle	Time	Lap Total	Gap
1	18 Matteo BERTELLE	ITA	LEVELUP-MTA	KTM	2'13.939	6 14	
2	99 Jose Antonio RUEDA	SPA	Red Bull KTM Ajo	KTM	2'14.008	4 14	0.069 0.069
3	66 Joel KELSO	AUS	LEVELUP-MTA	KTM	2'14.124	10 14	0.185 0.116
4	83 Alvaro CARPE	SPA	Red Bull KTM Ajo	KTM	2'14.387	8 14	0.448 0.263
5	28 Maximo QUILES	SPA	CFMOTO Valresa Aspar Team	KTM	2'14.392	9 14	0.453 0.005
6	36 Angel PIQUERAS	SPA	FRINSA - MT Helmets - MSI	KTM	2'14.503	7 14	0.564 0.111
7	58 Luca LUNETTA	ITA	SIC58 Squadra Corse	HONDA	2'14.558	3 4	0.619 0.055
8	73 Valentin PERRONE	ARG	Red Bull KTM Tech3	KTM	2'14.686	5 9	0.747 0.128
9	64 David MUÑOZ	SPA	LIQUI MOLY Dynavolt Intact GP	KTM	2'14.817	3 6	0.878 0.131
10	6 Ryusei YAMANAKA	JPN	FRINSA - MT Helmets - MSI	KTM	2'14.835	6 14	0.896 0.018
11	72 Taiyo FURUSATO	JPN	Honda Team Asia	HONDA	2'14.898	4 14	0.959 0.063
12	22 David ALMANSA	SPA	Leopard Racing	HONDA	2'15.030	5 14	1.091 0.132
13	31 Adrian FERNANDEZ	SPA	Leopard Racing	HONDA	2'15.032	7 14	1.093 0.002
14	82 Stefano NEPA	ITA	SIC58 Squadra Corse	HONDA	2'15.185	7 7	1.246 0.153
15	94 Guido PINI	ITA	LIQUI MOLY Dynavolt Intact GP	KTM	2'15.194	3 14	1.255 0.009
16	12 Jacob ROULSTONE	AUS	Red Bull KTM Tech3	KTM	2'15.203	10 14	1.264 0.009
17	14 Cormac BUCHANAN	NZE	DENSSI Racing - BOE	KTM	2'15.272	4 14	1.333 0.069
18	8 Eddie O'SHEA	GBR	GRYD - Mlav Racing	HONDA	2'15.328	7 14	1.389 0.056
19	11 Adrián CRUCES	SPA	CIP Green Power	KTM	2'15.451	10 14	1.512 0.123
20	19 Scott OGDEN	GBR	CIP Green Power	KTM	2'15.496	5 8	1.557 0.045
21	21 Ruche MOODLEY	RSA	DENSSI Racing - BOE	KTM	2'15.558	8 14	1.619 0.062
22	71 Dennis FOGGIA	ITA	CFMOTO Valresa Aspar Team	KTM	2'15.584	5 14	1.645 0.026
23	10 Nicola CARRARO	ITA	Rivacold Snipers Team	HONDA	2'15.647	9 14	1.708 0.063
24	34 Jakob ROSENTHALER	AUT	GRYD - Mlav Racing	HONDA	2'17.795	7 14	3.856 2.148

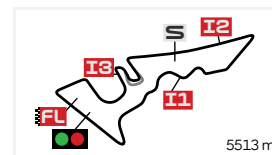
These data/results cannot be reproduced, stored and/or transmitted in whole or in part by any manner of electronic, mechanical, photocopying, recording, broadcasting or otherwise now known or herein after developed without the previous express consent by the copyright owner, except for reproduction in daily press and regular printed publications on sale to the public within 60 days of the event related to those data/results and always provided that copyright symbol appears together as follows below.

© DORNA, 2025

Official MotoGP Timing by

www.motogp.com

Austin, Sunday, March 30, 2025



Circuit Of The Americas

EVENT BEST MAXIMUM SPEED

RED BULL GRAND PRIX OF THE AMERICAS RACE

#	Rider	Nation	Team	Motorcycle	Km/h	
31	Adrian FERNANDEZ	SPA	Leopard Racing	HONDA	238.6	Race
6	Ryusei YAMANAKA	JPN	FRINSA - MT Helmets - MSI	KTM	238.6	Race
36	Angel PIQUERAS	SPA	FRINSA - MT Helmets - MSI	KTM	238.1	Race
14	Cormac BUCHANAN	NZE	DENSSI Racing - BOE	KTM	238.1	Race
18	Matteo BERTELLE	ITA	LEVELUP-MTA	KTM	237.5	Race
82	Stefano NEPA	ITA	SIC58 Squadra Corse	HONDA	237.5	Race
73	Valentin PERRONE	ARG	Red Bull KTM Tech3	KTM	237.5	Race
28	Maximo QUILES	SPA	CFMOTO Valresa Aspar Team	KTM	237.5	Race
71	Dennis FOGGIA	ITA	CFMOTO Valresa Aspar Team	KTM	237.5	Race
66	Joel KELSO	AUS	LEVELUP-MTA	KTM	237.5	Race
10	Nicola CARRARO	ITA	Rivacold Snipers Team	HONDA	237.5	Race
22	David ALMANSÁ	SPA	Leopard Racing	HONDA	237.0	Race
54	Riccardo ROSSI	ITA	Rivacold Snipers Team	HONDA	237.0	Race
64	David MUÑOZ	SPA	LIQUI MOLY Dynavolt Intact GP	KTM	237.0	Race
83	Alvaro CARPE	SPA	Red Bull KTM Ajo	KTM	237.0	Race
94	Guido PINI	ITA	LIQUI MOLY Dynavolt Intact GP	KTM	237.0	Race
12	Jacob ROULSTONE	AUS	Red Bull KTM Tech3	KTM	236.5	Race
72	Taiyo FURUSATO	JPN	Honda Team Asia	HONDA	235.9	Race
8	Eddie O'SHEA	GBR	GRYD - Mlav Racing	HONDA	235.9	Race
11	Adrián CRUCES	SPA	CIP Green Power	KTM	235.9	Race
99	Jose Antonio RUEDA	SPA	Red Bull KTM Ajo	KTM	235.4	Race
19	Scott OGDEN	GBR	CIP Green Power	KTM	235.4	Race
58	Luca LUNETTA	ITA	SIC58 Squadra Corse	HONDA	234.9	Race
21	Ruche MOODLEY	RSA	DENSSI Racing - BOE	KTM	234.9	Race
34	Jakob ROSENTHALER	AUT	GRYD - Mlav Racing	HONDA	230.8	Race
5	Tatchakorn BUASRI	THA	Honda Team Asia	HONDA	229.3	Free Practice Nr. 2

These data/results cannot be reproduced, stored and/or transmitted in whole or in part by any manner of electronic, mechanical, photocopying, recording, broadcasting or otherwise now known or herein after developed without the previous express consent by the copyright owner, except for reproduction in daily press and regular printed publications on sale to the public within 60 days of the event related to those data/results and always provided that copyright symbol appears together as follows below.

© DORNA, 2025

Official MotoGP Timing by

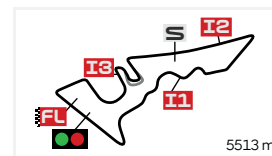
www.motogp.com

Austin, Sunday, March 30, 2025

CHRONOLOGICAL ANALYSIS OF PERFORMANCES

RED BULL GRAND PRIX OF THE AMERICAS

RACE



Circuit Of The Americas

* Lap / Sector time cancelled
P Crossing the finish line in pit lane

T1 Time from finish line to 1st intermediate
T2 Time from 1st intermed. to 2nd intermed.

T3 Time from 2nd intermed. to 3rd intermed.
T4 Time from 3rd intermediate to finish line

Lap	Lap Time	T1	T2	T3	T4	Speed	Lap	Lap Time	T1	T2	T3	T4	Speed
1st 99 Jose Antonio RUEDA Red Bull KTM Ajo SPA							8	2'14.559	37.734	33.065	33.904	29.856	232.8
Runs=1 Total laps=14 Full laps=13 Valid laps=11							9	2'14.319	37.795	32.907	33.744	29.873	232.8
1	2'16.337	38.840	33.129	34.251	30.117	234.9	10	2'14.359	37.898	32.787	33.773	29.901	233.3
2	2'15.156	38.293	32.868	34.082	29.913	235.4	11	2'14.498	37.842	32.961	33.770	29.925	232.3
3	2'14.256	38.044	32.770	33.802	29.640	230.8	12	2'14.907	38.040	32.990	33.903	29.974	231.8
4	2'14.008	37.770	32.746	33.877	29.615	230.8	13	2'14.828	38.088	32.971	33.825	29.944	230.3
5	2'14.040	37.733	32.810	33.858	29.639	230.3	14	2'15.554	38.197	32.999	34.260	30.098	230.3
6	2'14.075	37.729	32.822	33.808	29.716	230.3							
7	2'14.220	37.733	32.790	33.894	29.803	229.8	4th 36 Angel PIQUERAS FRINSA - MT Helmets - SPA						
8	2'14.398 *	37.803	32.939 *	33.832	29.824	230.3	Runs=1 Total laps=14 Full laps=13 Valid laps=11						
9	2'14.438	37.846	32.877	33.809	29.906	230.3	1	2'17.835	39.624	33.832	34.208	30.171	235.9
10	2'14.305	37.816	32.822	33.833	29.834	230.8	2	2'14.958	38.050	32.905	33.865	30.138	234.4
11	2'14.327	37.759	32.872	33.928	29.768	230.8	3	2'14.759	37.886	33.020	33.912	29.941	235.9
12	2'14.481 *	37.849	32.922 *	33.879	29.831	231.3	4	2'14.665	37.934	32.967	33.974	29.790	237.5
13	2'14.435	37.809	32.854	33.894	29.878	230.3	5	2'14.676	37.926	32.929	33.859	29.962	238.1
14	2'14.980	37.929	33.020	33.982	30.049	230.3	6	2'14.522	37.829	32.909	33.796	29.988	237.5
							7	2'14.503	37.829	33.010	33.671	29.993	235.9
							8	2'14.549 *	37.834	32.931 *	33.727	30.057	230.8
2nd 66 Joel KELSO LEVELUP-MTA AUS							9	2'14.512	37.864	32.846	33.718	30.084	231.8
Runs=1 Total laps=14 Full laps=13 Valid laps=12							10	2'14.397 *	37.794	32.884 *	33.719	30.000	231.8
1	2'16.738	39.027	33.328	34.217	30.166	232.8	11	2'14.692	37.858	32.976	33.801	30.057	231.8
2	2'15.485	38.168	33.102	34.025	30.190	234.4	12	2'14.861	37.860	33.000	33.938	30.063	232.3
3	2'14.964	38.048	32.977	33.936	30.003	235.9	13	2'14.813	37.985	33.054	33.746	30.028	230.8
4	2'14.151	38.048	32.709	33.578	29.816	237.5	14	2'15.059	37.898	33.014	33.944	30.203	231.3
5	2'14.382	37.877	32.805	33.810	29.890	230.3							
6	2'14.251	37.788	32.893	33.733	29.837	230.8	5th 28 Maximo QUILES CFMOTO Valresa Aspar SPA						
7	2'14.299	37.871	32.864	33.711	29.853	229.8	Runs=1 Total laps=14 Full laps=13 Valid laps=10						
8	2'14.503	37.882	33.015	33.756	29.850	230.3	1	2'16.076	38.506	32.946	34.501	30.123	228.8
9	2'14.382	37.982	32.836	33.687	29.877	230.8	2	2'15.622	38.152	32.810	34.335	30.325	229.8
10	2'14.124	37.885	32.736	33.623	29.880	230.8	3	2'15.383	38.207	32.803	34.175	30.198	233.8
11	2'14.405	37.969	32.956	33.699	29.781	230.8	4	2'14.927 *	37.984	32.677	34.409	29.857 *	232.3
12	2'14.511	37.908	32.946	33.739	29.918	231.3	5	2'15.039 *	38.007	32.947 *	34.255	29.830	237.0
13	2'14.689	38.031	32.858	33.830	29.970	230.8	6	2'14.487	37.809	32.660	34.192	29.826	234.4
14	2'14.971 *	38.132	32.851 *	33.863	30.125	230.3	7	2'15.066	37.872	32.754	34.537	29.903	232.8
							8	2'14.398	37.762	32.726	34.008	29.902	236.5
3rd 18 Matteo BERTELLE LEVELUP-MTA ITA							9	2'14.392	37.914	32.724	33.979	29.775	237.5
Runs=1 Total laps=14 Full laps=13 Valid laps=13							10	2'14.757 *	37.919	32.846 *	34.098	29.894	237.0
1	2'17.583	39.340	33.671	34.203	30.369	237.5	11	2'14.714	38.017	32.778	34.038	29.881	235.9
2	2'14.978	37.955	32.920	34.037	30.066	234.4	12	2'14.627	38.116	32.745	33.933	29.833	235.4
3	2'14.849	37.991	32.952	33.938	29.968	236.5	13	2'14.613	37.937	32.754	34.064	29.858	237.5
4	2'14.695	37.976	32.938	33.935	29.846	234.4	14	2'14.877	37.732	32.888	34.213	30.044	230.8
5	2'14.401	37.712	32.925	33.958	29.806	233.8							
6	2'13.939	37.627	32.804	33.724	29.784	232.8	Fastest Lap: Matteo BERTELLE ITA LEVELUP-MTA 2'13.939 37.627 32.804 33.724 29.784						
7	2'14.187	37.700	32.897	33.752	29.838	231.8							

These data/results cannot be reproduced, stored and/or transmitted in whole or in part by any manner of electronic, mechanical, photocopying, recording, broadcasting or otherwise now known or herein after developed without the previous express consent by the copyright owner, except for reproduction in daily press and regular printed publications on sale to the public within 60 days of the event related to those data/results and always provided that copyright symbol appears together as follows below.

© DORNA, 2025

Official MotoGP Timing by

www.motogp.com

Austin, Sunday, March 30, 2025

Race

Moto3™

Lap	Lap Time	T1	T2	T3	T4	Speed
6th	83	Alvaro CARPE		Red Bull KTM Ajo		SPA
		Runs=1	Total laps=14	Full laps=13	Valid laps=12	
1	2'16.240	38.708	33.046	34.345	30.141	231.8
2	2'15.739	38.293	32.853	34.518	30.075	232.3
3	2'14.927	38.113	32.975	33.950	29.889	235.4
4	2'14.699 *	38.004	32.943 *	33.894	29.858	237.0
5	2'15.587	37.879	32.923	34.856	29.929	232.3
6	2'14.586	37.838	32.813	34.008	29.927	235.9
7	2'14.539	37.856	32.851	34.085	29.747	235.4
8	2'14.387	37.768	32.875	33.794	29.950	234.9
9	2'14.407	37.844	32.790	33.827	29.946	236.5
10	2'14.619	37.887	32.920	33.845	29.967	235.4
11	2'14.662	37.909	32.819	33.895	30.039	234.9
12	2'14.741	37.962	32.808	33.898	30.073	235.9
13	2'15.498	38.166	33.038	34.143	30.151	235.9
14	2'16.134	38.258	33.011	34.263	30.602	230.3

Lap	Lap Time	T1	T2	T3	T4	Speed
7th	71	Dennis FOGGIA		CFMOTO Valresa Aspar		ITA
		Runs=1	Total laps=14	Full laps=13	Valid laps=11	
1	2'17.681	39.148	33.565	34.422	30.546	233.3
2	2'16.464 *	38.454	33.295 *	34.349	30.366	235.4
3	2'15.778	38.150	33.179	34.328	30.121	232.8
4	2'15.643	38.225	33.081	34.232	30.105	233.3
5	2'15.584	38.098	33.042	34.091	30.353	231.8
6	2'15.637	38.348	33.043	34.258	29.988	233.8
7	2'15.307 *	37.940	33.069 *	34.269	30.029	233.8
8	2'15.639	38.236	33.102	34.175	30.126	237.5
9	2'16.319	38.450	33.322	34.380	30.167	234.4
10	2'16.262	38.359	33.420	34.111	30.372	235.4
11	2'16.524	38.491	33.564	34.154	30.315	229.3
12	2'16.219	38.455	33.323	34.175	30.266	229.3
13	2'16.120	38.441	33.266	34.220	30.193	228.8
14	2'16.094	38.310	33.302	34.341	30.141	227.3

Lap	Lap Time	T1	T2	T3	T4	Speed
8th	11	Adrián CRUCES		CIP Green Power		SPA
		Runs=1	Total laps=14	Full laps=13	Valid laps=12	
1	2'18.930	40.577	33.730	34.362	30.261	233.8
2	2'16.285	38.255	33.338	34.229	30.463	232.3
3	2'16.120	38.377	33.405	34.166	30.172	233.8
4	2'15.963 *	38.079	33.376	34.097	30.411 *	231.3
5	2'16.065	38.415	33.258	34.221	30.171	235.4
6	2'15.692	38.143	33.202	33.982	30.365	232.8
7	2'15.622	38.224	33.196	34.021	30.181	229.8
8	2'15.689	38.186	33.132	34.083	30.288	229.3
9	2'15.829	38.261	33.299	34.066	30.203	229.3
10	2'15.451	38.185	33.198	33.931	30.137	231.3
11	2'15.827	38.093	33.245	34.258	30.231	235.9
12	2'16.145	38.381	33.261	34.209	30.294	232.3
13	2'15.935	38.189	33.208	34.307	30.231	227.3
14	2'15.972	38.155	33.261	34.271	30.285	229.8

Lap	Lap Time	T1	T2	T3	T4	Speed
9th	72	Taiyo FURUSATO		Honda Team Asia		JPN
		Runs=1	Total laps=14	Full laps=13	Valid laps=11	
1	2'19.564	40.621	33.454	35.239	30.250	233.8
2	2'15.711	38.123	33.158	34.267	30.163	233.8

Lap	Lap Time	T1	T2	T3	T4	Speed
3	2'15.744	38.200	33.030	34.485	30.029	232.8
4	2'14.898	37.866	32.944	34.125	29.963	233.8
5	2'15.227 *	37.925	33.031 *	34.149	30.122	235.4
6	2'15.324	38.135	33.005	34.218	29.966	231.8
7	2'15.427 *	37.951	33.041 *	34.356	30.079	232.3
8	2'15.575	38.013	33.150	34.231	30.181	233.3
9	2'16.425	38.581	33.537	34.076	30.231	235.4
10	2'16.625	38.353	33.632	34.333	30.307	235.9
11	2'16.573	38.390	33.634	34.284	30.265	233.8
12	2'16.250	38.570	33.265	34.257	30.158	232.8
13	2'16.056	38.344	33.370	34.262	30.080	231.3
14	2'16.308	38.218	33.396	34.367	30.327	227.3

Lap	Lap Time	T1	T2	T3	T4	Speed
10th	14	Cormac BUCHANAN		DENSSI Racing - BOE		NZE
		Runs=1	Total laps=14	Full laps=13	Valid laps=11	
1	2'18.579	40.132	33.668	34.573	30.206	237.5
2	2'16.442 *	38.189	33.457 *	34.605	30.191	234.4
3	2'16.152	38.220	33.328	34.673	29.931	231.8
4	2'15.272	38.052	33.034	34.226	29.960	230.8
5	2'15.758	38.095	33.199	34.380	30.084	230.3
6	2'15.465	38.100	33.432	34.144	29.789	238.1
7	2'15.367 *	37.867	33.143 *	34.215	30.142	231.8
8	2'16.783	38.052	33.361	34.493	30.877	230.3
9	2'15.615	37.991	33.174	34.284	30.166	230.3
10	2'15.814	38.143	33.287	34.285	30.099	231.3
11	2'16.540	38.099	33.577	34.518	30.346	237.0
12	2'16.434	38.418	33.440	34.521	30.055	233.8
13	2'15.789	38.086	33.160	34.291	30.252	231.3
14	2'15.905	37.908	33.218	34.379	30.400	233.3

Lap	Lap Time	T1	T2	T3	T4	Speed
11th	94	Guido PINI		LIQUIMOLY Dynavolt		ITA
		Runs=1	Total laps=14	Full laps=13	Valid laps=12	
1	2'18.236	39.830	33.713	34.549	30.144	236.5
2	2'15.697 *	38.075	33.270	34.285	30.067 *	234.9
3	2'15.194	37.983	33.024	34.056	30.131	233.3
4	2'15.515	38.071	32.983	34.168	30.293	231.3
5	2'15.391	38.009	33.180	34.075	30.127	229.3
6	2'15.952	38.274	33.223	34.332	30.123	230.3
7	2'15.818	38.184	33.237	34.224	30.173	234.9
8	2'16.038	38.284	33.193	34.421	30.140	233.3
9	2'16.424	38.448	33.497	34.197	30.282	235.9
10	2'16.568	38.271	33.203	34.657	30.437	232.8
11	2'16.844	38.288	33.634	34.594	30.328	237.0
12	2'16.298	38.267	33.340	34.415	30.276	237.0
13	2'16.365	38.537	33.333	34.241	30.254	232.8
14	2'15.674	38.118	33.179	34.116	30.261	230.3

Lap	Lap Time	T1	T2	T3	T4	Speed
12th	31	Adrian FERNANDEZ		Leopard Racing		SPA
		Runs=1	Total laps=14	Full laps=13	Valid laps=13	
1	2'20.278	41.299	33.775	35.068	30.136	238.6
2	2'15.562	38.089	33.241	34.035	30.197	237.5
3	2'15.041	37.866	33.170	34.021	29.984	234.9
4	2'18.054	37.776	32.878	37.284	30.116	235.4
5	2'18.308	38.005	33.085	37.098	30.120	235.4
6	2'15.403	38.001	33.128	34.243	30.031	237.0

Fastest Lap: Matteo BERTELLE ITA LEVELUP-MTA 2'13.939 37.627 32.804 33.724 29.784

These data/results cannot be reproduced, stored and/or transmitted in whole or in part by any manner of electronic, mechanical, photocopying, recording, broadcasting or otherwise now known or herein after developed without the previous express consent by the copyright owner, except for reproduction in daily press and regular printed publications on sale to the public within 60 days of the event related to those data/results and always provided that copyright symbol appears together as follows below.

© DORNA, 2025

Official MotoGP Timing by  TISSOT

www.motogp.com

Austin, Sunday, March 30, 2025

Page 2 of 4

Race

Moto3™

Lap	Lap Time	T1	T2	T3	T4	Speed	Lap	Lap Time	T1	T2	T3	T4	Speed
7	2'15.032	37.935	33.109	33.845	30.143	232.3	11	2'16.830 *	38.200	33.526 *	34.723	30.381	237.5
8	2'15.664	37.996	33.198	34.210	30.260	233.3	12	2'16.671	38.460	33.488	34.361	30.362	237.0
9	2'15.918	38.824	33.147	33.953	29.994	232.3	13	2'16.059	38.271	33.190	34.215	30.383	235.4
10	2'15.227	38.078	33.054	33.991	30.104	233.8	14	2'16.464	38.330	33.291	34.299	30.544	232.8
11	2'16.316	38.117	33.382	34.292	30.525	237.5	16th 21 Ruche MOODLEY DENSSI Racing - BOE RSA						
12	2'15.770	38.267	33.343	34.006	30.154	232.3	Runs=1	Total laps=14	Full laps=13	Valid laps=13			
13	2'15.261	38.090	33.058	33.951	30.162	232.3	1	2'19.780	40.968	33.759	34.893	30.160	233.8
14	2'15.811	38.195	33.077	34.139	30.400	231.8	2	2'16.436	38.223	33.419	34.539	30.255	233.8
13th 22 David ALMANSA Leopard Racing SPA							3	2'15.885	38.514	33.145	34.153	30.073	232.8
Runs=1	Total laps=14	Full laps=13	Valid laps=13				4	2'16.307	38.153	33.399	34.640	30.115	232.8
1	2'18.718	40.313	33.896	34.263	30.246	237.0	5	2'16.173	38.067	33.434	34.629	30.043	230.8
2	2'15.651	38.256	33.122	34.045	30.228	235.9	6	2'15.742	38.255	33.207	34.192	30.088	234.4
3	2'15.319	38.145	33.024	33.961	30.189	233.3	7	2'15.710	38.220	33.225	34.064	30.201	234.9
4	2'15.559	38.324	32.908	34.191	30.136	231.8	8	2'15.558	37.950	33.205	34.369	30.034	232.3
5	2'15.030	38.166	32.852	33.925	30.087	232.3	9	2'15.965	38.198	33.193	34.312	30.262	231.3
6	2'15.449	38.149	33.208	33.961	30.131	233.3	10	2'16.284	38.383	33.434	34.283	30.184	233.3
7	2'15.628	38.276	33.197	33.993	30.162	229.3	11	2'16.683	38.180	33.690	34.455	30.358	230.3
8	2'16.015	38.411	33.118	34.176	30.310	229.8	12	2'16.996	38.383	33.686	34.618	30.309	233.3
9	2'16.384	38.559	33.326	34.066	30.433	230.3	13	2'16.480	38.103	33.316	34.496	30.565	230.8
10	2'16.901	38.364	33.364	34.554	30.619	229.3	14	2'16.423	38.234	33.261	34.503	30.425	232.8
11	2'16.896	38.351	33.803	34.180	30.562	235.4	17th 8 Eddie O'SHEA GRYPD - Mlav Racing GBR						
12	2'16.794	38.557	33.363	34.330	30.544	236.5	Runs=1	Total laps=14	Full laps=13	Valid laps=9			
13	2'16.348	38.486	33.426	34.022	30.414	232.8	1	2'20.675	41.849	34.024	34.553	30.249	231.8
14	2'17.683	39.652	33.419	34.168	30.444	231.8	2	2'16.843 *	38.382	33.464 *	34.498	30.499	234.9
14th 12 Jacob ROULSTONE Red Bull KTM Tech3 AUS							3	2'16.035 *	38.290	33.275 *	34.396	30.074	231.3
Runs=1	Total laps=14	Full laps=13	Valid laps=11				4	2'16.567 *	38.536	33.492 *	34.372	30.167	231.8
1	2'21.112	41.517	34.294	34.923	30.378	229.8	5	2'16.476	38.698	33.330	34.380	30.068	232.3
2	2'16.603	38.542	33.548	34.265	30.248	232.8	6	2'16.206	38.261	33.254	34.589	30.102	233.8
3	2'16.017	38.451	33.462	34.047	30.057	231.8	7	2'15.328	37.977	33.118	34.267	29.966	233.3
4	2'16.466	38.414	33.641	34.235	30.176	234.9	8	2'15.494	37.929	33.232	34.281	30.052	235.9
5	2'15.881	38.470	33.276	34.142	29.993	230.3	9	2'16.782	38.734	33.285	34.543	30.220	233.3
6	2'15.970 *	38.245	33.486	34.163	30.076 *	230.8	10	2'16.432	38.444	33.375	34.280	30.333	231.3
7	2'15.888	38.225	33.367	34.279	30.017	229.3	11	2'16.684	38.366	33.581	34.365	30.372	230.8
8	2'15.560	37.953	33.300	34.123	30.184	235.4	12	2'17.051	38.453	33.729	34.508	30.361	230.3
9	2'16.249	38.776	33.481	34.047	29.945	236.5	13	2'17.119	38.643	33.679	34.340	30.457	228.8
10	2'15.203	38.025	33.167	34.101	29.910	232.8	14	2'17.564 *	38.626	33.728 *	34.548	30.662	228.3
11	2'15.784	38.013	33.379	34.250	30.142	234.4	18th 34 Jakob ROSENTHALER GRYPD - Mlav Racing AUT						
12	2'16.130	38.438	33.665	33.986	30.041	234.9	Runs=1	Total laps=14	Full laps=13	Valid laps=11			
13	2'15.821 *	37.928	33.340	34.387	30.166 *	231.8	1	2'21.348	41.683	34.127	35.110	30.428	229.3
14	2'16.364	38.288	33.477	34.334	30.265	230.8	2	2'18.655	38.746	33.429	35.875	30.605	230.8
15th 10 Nicola CARRARO Rivacold Snipers Team ITA							3	2'17.828	38.607	33.783	34.944	30.494	225.8
Runs=1	Total laps=14	Full laps=13	Valid laps=11				4	2'18.654	38.999	33.879	35.266	30.510	225.8
1	2'19.997	41.048	33.888	34.803	30.258	236.5	5	2'18.630 *	38.939	33.924 *	35.071	30.696	224.9
2	2'17.007	38.477	33.368	34.985	30.177	235.4	6	2'18.159	38.994	33.664	35.093	30.408	225.8
3	2'15.651	38.195	33.254	34.199	30.003	237.0	7	2'17.795	38.910	33.468	34.868	30.549	224.9
4	2'15.864	38.183	33.224	34.359	30.098	237.5	8	2'18.333	38.743	33.714	35.001	30.875	225.8
5	2'15.877	38.172	33.197	34.398	30.110	233.3	9	2'18.037	38.752	33.566	34.965	30.754	226.3
6	2'15.651	38.174	33.236	34.023	30.218	232.3	10	2'18.627	38.961	33.851	35.092	30.723	225.8
7	2'16.275 *	38.282	33.295 *	34.455	30.243	231.3	11	2'18.675	39.000	33.991	34.958	30.726	225.3
8	2'15.678	38.139	33.248	34.154	30.137	234.9	12	2'18.448	39.029	33.622	35.088	30.709	225.3
9	2'15.647	38.204	33.056	34.171	30.216	235.4	13	2'18.651 *	39.042	33.839 *	35.042	30.728	223.9
10	2'16.571	38.035	33.374	34.951	30.211	230.8	14	2'18.751	39.079	33.607	35.148	30.917	224.9

Fastest Lap: Matteo BERTELLE ITA LEVELUP-MTA **2'13.939** 37.627 32.804 33.724 29.784

These data/results cannot be reproduced, stored and/or transmitted in whole or in part by any manner of electronic, mechanical, photocopying, recording, broadcasting or otherwise now known or herein after developed without the previous express consent by the copyright owner, except for reproduction in daily press and regular printed publications on sale to the public within 60 days of the event related to those data/results and always provided that copyright symbol appears together as follows below.

* DORNA, 2025

Official MotoGP Timing by  TISSOT

www.motogp.com

Austin, Sunday, March 30, 2025

Page 3 of 4

Race

Moto3™

Lap	Lap Time	T1	T2	T3	T4	Speed	
19th	6	Ryusei YAMANAKA	FRINSA - MT Helmets - JPN	Runs=1	Total laps=14	Full laps=13	Valid laps=11
1	2'20.533	41.262	34.012	34.972	30.287	238.6	
2	2'15.855	38.090	33.447	34.145	30.173	235.9	
3	2'15.239	38.027	33.060	34.095	30.057	236.5	
4	2'15.639 *	37.893	33.731 *	34.050	29.965	236.5	
5	2'15.326	38.136	33.057	34.027	30.106	234.9	
6	2'14.835	37.832	33.059	33.946	29.998	234.4	
7	2'14.825 *	37.758	32.947 *	34.062	30.058	235.4	
8	2'15.895	38.188	33.110	34.503	30.094	238.1	
9	2'16.330	38.447	33.399	34.322	30.162	236.5	
10	3'23.371	38.605	1'35.418	37.205	32.143	218.8	
11	2'23.668	41.052	34.878	35.929	31.809	216.5	
12	2'24.842	40.952	35.240	37.166	31.484	213.5	
13	2'23.425	40.457	34.869	36.422	31.677	215.2	
14	2'25.318	40.945	35.226	36.765	32.382	215.2	

20th	73	Valentin PERRONE	Red Bull KTM Tech3 ARG	Runs=1	Total laps=9	Full laps=8	Valid laps=8
1	2'20.380	41.170	33.826	34.828	30.556	234.9	
2	2'16.280	38.189	33.576	34.226	30.289	237.0	
3	2'15.776	38.411	33.197	34.176	29.992	237.5	
4	2'15.559	38.077	33.268	34.192	30.022	236.5	
5	2'14.686	37.932	33.129	33.670	29.955	237.5	
6	2'14.864	37.947	32.988	33.942	29.987	235.4	
7	2'14.787	37.788	32.914	34.054	30.031	235.4	
8	2'15.639	38.214	33.100	34.277	30.048	237.5	
9	2'16.376	38.372	33.536	34.264	30.204	237.5	
unfinished		38.791					

21st	19	Scott OGDEN	CIP Green Power GBR	Runs=1	Total laps=8	Full laps=6	Valid laps=3
1	2'19.436	40.784	33.703	34.650	30.299	233.3	
2	2'16.312	38.346	33.349	34.345	30.272	233.3	
3	2'15.975	38.138	33.289	34.289	30.259	234.9	
4	2'15.841 *	38.063	33.426 *	34.303	30.049	235.4	
5	2'15.496	38.142	33.170	34.173	30.011	234.9	
6	2'15.376 *	37.886	33.026	34.158	30.306 *	235.4	
7	2'15.801 *	38.016	33.235 *	34.306	30.244	232.8	
8	2'27.034 P	38.161	34.148 *	36.541	38.184	232.3	

22nd	82	Stefano NEPA	SIC58 Squadra Corse ITA	Runs=1	Total laps=7	Full laps=6	Valid laps=5
1	2'17.749	39.491	33.449	34.453	30.356	234.4	
2	2'19.067	38.471	36.053	34.383	30.160	235.4	
3	2'15.489	38.121	33.254	34.119	29.995	237.5	
4	2'15.907	38.018	33.327	34.445	30.117	234.4	
5	2'15.255	37.973	33.307	34.112	29.863	235.4	
6	2'14.862 *	37.693	33.048	34.102	30.019 *	236.5	
7	2'15.185	37.902	33.166	34.178	29.939	231.3	
unfinished		37.928	33.191	34.146		235.4	

23rd	64	David MUÑOZ	LIQUI MOLY Dynavolt SPA	Runs=2	Total laps=6	Full laps=2	Valid laps=2
-------------	-----------	--------------------	-------------------------	--------	--------------	-------------	--------------

Lap	Lap Time	T1	T2	T3	T4	Speed
1	2'16.542	39.385	33.120	33.918	30.119	237.0
2	2'15.284	38.228	32.962	34.065	30.029	235.4
3	2'14.817	38.172	32.888	33.868	29.889	235.9
4	3'15.957 P	59.010	37.839	51.430	47.678	185.3
5	8'18.948	44.220	44.011	35.979	32.079	222.5
6	2'27.634 P	40.338	34.466	35.458	37.372	224.4

24th	58	Luca LUNETTA	SIC58 Squadra Corse ITA	Runs=1	Total laps=4	Full laps=3	Valid laps=3
1	2'17.921	39.722	33.576	34.196	30.427	234.4	
2	2'15.650	38.366	33.055	34.241	29.988	234.9	
3	2'14.558	37.885	33.051	33.833	29.789	232.3	
4	2'14.568	37.837	32.883	33.987	29.861	234.4	
unfinished		37.778	32.838	34.078		234.9	

25th	54	Riccardo ROSSI	Rivacold Snipers Team ITA	Runs=1	Total laps=1	Full laps=0	Valid laps=0
1	2'18.486	39.970	33.744	34.379	30.393	237.0	
unfinished		38.016	33.363	34.683		234.9	

Fastest Lap: Matteo BERTELLE ITA LEVELUP-MTA **2'13.939** 37.627 32.804 33.724 29.784

These data/results cannot be reproduced, stored and/or transmitted in whole or in part by any manner of electronic, mechanical, photocopying, recording, broadcasting or otherwise now known or herein after developed without the previous express consent by the copyright owner, except for reproduction in daily press and regular printed publications on sale to the public within 60 days of the event related to those data/results and always provided that copyright symbol appears together as follows below.

© DORNA, 2025

Official MotoGP Timing by  TISSOT

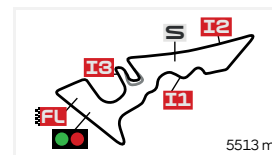
www.motogp.com

Austin, Sunday, March 30, 2025

Page 4 of 4

ANALYSIS BY LAP

RED BULL GRAND PRIX OF THE AMERICAS RACE



Circuit Of The Americas

Num Lap Time Gap

Num	Lap Time	Gap	Num	Lap Time	Gap	Num	Lap Time	Gap	Num	Lap Time	Gap			
Lap 1			31	2'15.562	4.347	94	2'15.515	4.885	99	2'14.075		12	2'15.888	15.845
28	2'16.076		21	2'16.436	4.723	22	2'15.559	5.490	66	2'14.251	2.099	8	2'15.328	16.038
83	2'16.240	0.164	6	2'15.855	4.895	71	2'15.643	5.809	18	2'13.939	2.573	34	2'17.795	28.977
99	2'16.337	0.261	73	2'16.280	5.167	72	2'14.898	6.160	36	2'14.522	3.543	Lap 8		
64	2'16.542	0.466	82	2'19.067	5.323	14	2'15.272	6.688	28	2'14.487	3.662	99	2'14.398	
66	2'16.738	0.662	10	2'17.007	5.511	6	2'15.639	7.509	83	2'14.586	3.906	66	2'14.503	2.283
18	2'17.583	1.507	8	2'16.843	6.025	11	2'15.963	7.541	22	2'15.449	7.854	18	2'14.559	2.701
71	2'17.681	1.605	12	2'16.603	6.222	19	2'15.841	7.807	94	2'15.952	8.113	36	2'14.549	3.977
82	2'17.749	1.673	34	2'18.655	8.510	73	2'15.559	8.238	72	2'15.324	8.596	83	2'14.387	4.214
36	2'17.835	1.759	Lap 3			82	2'15.907	8.455	71	2'15.637	8.915	28	2'14.398	4.508
58	2'17.921	1.845	99	2'14.256		21	2'16.307	8.651	6	2'14.835	9.555	22	2'16.015	10.879
94	2'18.236	2.160	64	2'14.817	0.894	10	2'15.864	8.762	73	2'14.864	9.673	72	2'15.575	10.980
54	2'18.486	2.410	83	2'14.927	1.157	31	2'18.054	9.178	14	2'15.465	9.796	71	2'15.639	11.243
14	2'18.579	2.503	28	2'15.383	1.332	8	2'16.567	10.363	82	2'14.862	10.457	94	2'16.038	11.351
22	2'18.718	2.642	66	2'14.964	1.438	12	2'16.466	10.441	19	2'15.376	10.564	73	2'15.639	11.481
11	2'18.930	2.854	18	2'14.849	1.661	34	2'18.654	16.728	11	2'15.692	11.183	6	2'15.895	11.657
19	2'19.436	3.360	36	2'14.759	1.803	64	3'15.957	1'02.843	10	2'15.651	12.175	14	2'16.783	13.328
72	2'19.564	3.488	58	2'14.558	2.380	Lap 5			21	2'15.742	12.451	11	2'15.689	13.876
21	2'19.780	3.704	94	2'15.194	3.378	99	2'14.040		12	2'15.970	14.177	21	2'15.558	15.101
10	2'19.997	3.921	22	2'15.319	3.939	66	2'14.382	1.923	31	2'15.403	14.774	10	2'15.678	15.510
31	2'20.278	4.202	71	2'15.778	4.174	18	2'14.401	2.709	8	2'16.206	14.930	31	2'15.664	16.852
73	2'20.380	4.304	31	2'15.041	5.132	36	2'14.676	3.096	34	2'18.159	25.402	12	2'15.560	17.007
6	2'20.533	4.457	72	2'15.744	5.270	28	2'15.039	3.250	64	2'27.634	7'21.310	8	2'15.494	17.134
8	2'20.675	4.599	14	2'16.152	5.424	83	2'15.587	3.395	Lap 7			19	2'27.034	24.781
12	2'21.112	5.036	11	2'16.120	5.586	94	2'15.391	6.236	99	2'14.220		34	2'18.333	32.912
34	2'21.348	5.272	6	2'15.239	5.878	22	2'15.030	6.480	66	2'14.299	2.178	Lap 9		
Lap 2			19	2'15.975	5.974	72	2'15.227	7.347	18	2'14.187	2.540	99	2'14.438	
99	2'15.156		21	2'15.885	6.352	71	2'15.584	7.353	36	2'14.503	3.826	66	2'14.382	2.227
28	2'15.622	0.205	82	2'15.489	6.556	14	2'15.758	8.406	83	2'14.539	4.225	18	2'14.319	2.582
64	2'15.284	0.333	73	2'15.776	6.687	6	2'15.326	8.795	28	2'15.066	4.508	36	2'14.512	4.051
83	2'15.739	0.486	10	2'15.651	6.906	73	2'14.686	8.884	22	2'15.628	9.262	83	2'14.407	4.183
66	2'15.485	0.730	8	2'16.035	7.804	19	2'15.496	9.263	94	2'15.818	9.711	28	2'14.392	4.462
18	2'14.978	1.068	12	2'16.017	7.983	11	2'16.065	9.566	72	2'15.427	9.803	22	2'16.384	12.825
36	2'14.958	1.300	34	2'17.828	12.082	82	2'15.255	9.670	71	2'15.307	10.002	72	2'16.425	12.967
58	2'15.650	2.078	Lap 4			10	2'15.877	10.599	6	2'14.825	10.160	71	2'16.319	13.124
94	2'15.697	2.440	99	2'14.008		21	2'16.173	10.784	73	2'14.787	10.240	94	2'16.424	13.337
71	2'16.464	2.652	66	2'14.151	1.581	12	2'15.881	12.282	14	2'15.367	10.943	73	2'16.376	13.419
22	2'15.651	2.876	83	2'14.699	1.848	8	2'16.476	12.799	82	2'15.185	11.422	6	2'16.330	13.549
14	2'16.442	3.528	28	2'14.927	2.251	31	2'18.308	13.446	19	2'15.801	12.145	14	2'15.615	14.505
11	2'16.285	3.722	18	2'14.695	2.348	34	2'18.630	21.318	11	2'15.622	12.585	11	2'15.829	15.267
72	2'15.711	3.782	36	2'14.665	2.460	64	8'18.948	7'07.751	21	2'15.710	13.941	21	2'15.965	16.628
19	2'16.312	4.255	58	2'14.568	2.940	Lap 6			10	2'16.275	14.230	10	2'15.647	16.719
						94	2'15.515	4.885	31	2'15.032	15.586			

Lapped rider

These data/results cannot be reproduced, stored and/or transmitted in whole or in part by any manner of electronic, mechanical, photocopying, recording, broadcasting or otherwise now known or herein after developed without the previous express consent by the copyright owner, except for reproduction in daily press and regular printed publications on sale to the public within 60 days of the event related to those data/results and always provided that copyright symbol appears together as follows below.

© DORNA, 2025

Official MotoGP Timing by TISSOT

www.motogp.com

Austin, Sunday, March 30, 2025

Num	Lap Time	Gap						
31	2'15.918	18.332	28	2'14.627	5.447	8	2'17.564	31.800
12	2'16.249	18.818	71	2'16.219	19.016	34	2'18.751	57.135
8	2'16.782	19.478	72	2'16.250	19.302	6	2'25.318	2'01.645
34	2'18.037	36.511	11	2'16.145	19.577			
Lap 10			94	2'16.298	19.934			
99	2'14.305		14	2'16.434	20.180			
66	2'14.124	2.046	22	2'16.794	20.303			
18	2'14.359	2.636	31	2'15.770	22.532			
36	2'14.397	4.143	12	2'16.130	22.822			
83	2'14.619	4.497	21	2'16.996	23.478			
28	2'14.757	4.914	10	2'16.671	23.678			
71	2'16.262	15.081	8	2'17.051	26.532			
72	2'16.625	15.287	34	2'18.448	49.148			
22	2'16.901	15.421	6	2'24.842	1'42.317			
94	2'16.568	15.600	Lap 13					
14	2'15.814	16.014	99	2'14.435				
11	2'15.451	16.413	66	2'14.689	2.408			
21	2'16.284	18.607	18	2'14.828	3.626			
10	2'16.571	18.985	36	2'14.813	5.266			
31	2'15.227	19.254	28	2'14.613	5.625			
12	2'15.203	19.716	83	2'15.498	6.155			
8	2'16.432	21.605	71	2'16.120	20.701			
34	2'18.627	40.833	72	2'16.056	20.923			
6	3'23.371	1'22.615	11	2'15.935	21.077			
Lap 11			14	2'15.789	21.534			
99	2'14.327		94	2'16.365	21.864			
66	2'14.405	2.124	22	2'16.348	22.216			
18	2'14.498	2.807	31	2'15.261	23.358			
36	2'14.692	4.508	12	2'15.821	24.208			
83	2'14.662	4.832	10	2'16.059	25.302			
28	2'14.714	5.301	21	2'16.480	25.523			
71	2'16.524	17.278	8	2'17.119	29.216			
72	2'16.573	17.533	34	2'18.651	53.364			
11	2'15.827	17.913	6	2'23.425	1'51.307			
22	2'16.896	17.990	Lap 14					
94	2'16.844	18.117	99	2'14.980				
14	2'16.540	18.227	66	2'14.971	2.399			
21	2'16.683	20.963	18	2'15.554	4.200			
12	2'15.784	21.173	36	2'15.059	5.345			
31	2'16.316	21.243	28	2'14.877	5.522			
10	2'16.830	21.488	83	2'16.134	7.309			
8	2'16.684	23.962	71	2'16.094	21.815			
34	2'18.675	45.181	11	2'15.972	22.069			
6	2'23.668	1'31.956	72	2'16.308	22.251			
Lap 12			14	2'15.905	22.459			
99	2'14.481		94	2'15.674	22.558			
66	2'14.511	2.154	31	2'15.811	24.189			
18	2'14.907	3.233	22	2'17.683	24.919			
36	2'14.861	4.888	12	2'16.364	25.592			
83	2'14.741	5.092	10	2'16.464	26.786			
			21	2'16.423	26.966			

Lapped rider

These data/results cannot be reproduced, stored and/or transmitted in whole or in part by any manner of electronic, mechanical, photocopying, recording, broadcasting or otherwise now known or herein after developed without the previous express consent by the copyright owner, except for reproduction in daily press and regular printed publications on sale to the public within 60 days of the event related to those data/results and always provided that copyright symbol appears together as follows below.

© DORNA, 2025

Official MotoGP Timing by  TISSOT

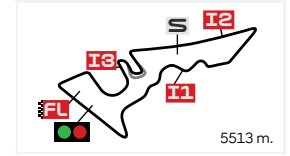
www.motogp.com

Austin, Sunday, March 30, 2025

Page 2 of 2

2025 ROOKIE OF THE YEAR CLASSIFICATION

RED BULL GRAND PRIX OF THE AMERICAS



Circuit Of The Americas

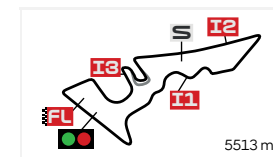
Rider	Nation	Points	Leader	Previous	THA	ARG	AME	QAT	SPA	FRA	GBR	ARA	ITA	NED	GER	CZE	AUT	HUN	CAT	RSM	JPN	INA	AUS	MAL	POR	VAL
1 CARPE Alvaro	SPA	30			20	-	10																			
2 QUILES Maximo	SPA	11	19	19	-	-	11																			
3 BUCHANAN Cormac	NZE	9	21	2	1	2	6																			
4 MOODLEY Ruche	RSA	6	24	3	5	1	-																			
5 PINI Guido	ITA	5	25	1	-	-	5																			
6 URIARTE Marcos	SPA	3	27	2	3	-	-																			

These data/results cannot be reproduced, stored and/or transmitted in whole or in part by any manner of electronic, mechanical, photocopying, recording, broadcasting or otherwise now known or herein after developed without the previous express consent by the copyright owner, except for reproduction in daily press and regular printed publications on sale to the public within 60 days of the event related to those data/results and always provided that copyright symbol appears together as follows below.

© DORNA, 2025

2025 RIDERS PERFORMANCE

RED BULL GRAND PRIX OF THE AMERICAS



Circuit Of The Americas

(Qualifying Position - Starting Position - Race Position)

#	Rider	Pts	THA	ARG	AME	QAT	SPA	FRA	GBR	ARA	ITA	NED	GER	CZE	AUT	HUN	CAT	RSM	JPN	INA	AUS	MAL	POR	VAL	
1	RUEDA Jose Antonio	66	3	6	4																				
			3-1	6-3	4-1	-	-	-	-	-	-	-	-	-	-	-	-	-	-	-	-	-	-	-	-
2	PIQUERAS Angel	42	15	2	11																				
			15-12	2-1	11-4	-	-	-	-	-	-	-	-	-	-	-	-	-	-	-	-	-	-	-	-
3	FERNANDEZ Adrian	40	11	12	9																				
			11-3	12-2	26-12	-	-	-	-	-	-	-	-	-	-	-	-	-	-	-	-	-	-	-	-
4	BERTELLE Matteo	40	1	1	10																				
			1-5	1-4	10-3	-	-	-	-	-	-	-	-	-	-	-	-	-	-	-	-	-	-	-	-
5	CARPE Alvaro	30	6	5	7																				
			6-2	5-NC	7-6	-	-	-	-	-	-	-	-	-	-	-	-	-	-	-	-	-	-	-	-
6	KELSO Joel	28	8	8	3																				
			8-NC	8-8	3-2	-	-	-	-	-	-	-	-	-	-	-	-	-	-	-	-	-	-	-	-
7	FOGGIA Dennis	24	13	11	5																				
			13-6	11-11	5-7	-	-	-	-	-	-	-	-	-	-	-	-	-	-	-	-	-	-	-	-
8	ALMANSA David	22	7	4	18																				
			7-7	4-6	18-13	-	-	-	-	-	-	-	-	-	-	-	-	-	-	-	-	-	-	-	-
9	NEPA Stefano	19	2	15	8																				
			2-4	15-10	8-NC	-	-	-	-	-	-	-	-	-	-	-	-	-	-	-	-	-	-	-	-
10	FURUSATO Taiyo	18	9	14	17																				
			9-NC	14-5	17-9	-	-	-	-	-	-	-	-	-	-	-	-	-	-	-	-	-	-	-	-
11	LUNETTA Luca	15	5	22	6																				
			5-10	21-7	6-NC	-	-	-	-	-	-	-	-	-	-	-	-	-	-	-	-	-	-	-	-
12	CRUCES Adrián	13	20	13	16																				
			20-14	13-13	16-8	-	-	-	-	-	-	-	-	-	-	-	-	-	-	-	-	-	-	-	-

NC=Not classified NL=Not finished first lap NP=Not started race re-start N2=Not finished first lap race re-start EX=Excluded NS=Not Started DS=Disqualified

These data/results cannot be reproduced, stored and/or transmitted in whole or in part by any manner of electronic, mechanical, photocopying, recording, broadcasting or otherwise now known or herein after developed without the previous express consent by the copyright owner, except for reproduction in daily press and regular printed publications on sale to the public within 60 days of the event related to those data/results and always provided that copyright symbol appears together as follows below.

© DORNA, 2025

#	Rider	Pts	THA	ARG	AME	QAT	SPA	FRA	GBR	ARA	ITA	NED	GER	CZE	AUT	HUN	CAT	RSM	JPN	INA	AUS	MAL	POR	VAL
13	QUILES Maximo	11			2																			
			-	-	2-5	-	-	-	-	-	-	-	-	-	-	-	-	-	-	-	-	-	-	-
14	BUCHANAN Cormac	9	22	20	15																			
			22-15	20-14	15-10	-	-	-	-	-	-	-	-	-	-	-	-	-	-	-	-	-	-	-
15	ROSSI Riccardo	8	12	7	14																			
			12-8	7-18	14-NC	-	-	-	-	-	-	-	-	-	-	-	-	-	-	-	-	-	-	-
16	ESTEBAN Joel	7	23	10																				
			23-9	10-16	-	-	-	-	-	-	-	-	-	-	-	-	-	-	-	-	-	-	-	-
17	YAMANAKA Ryusei	7	14	3	19																			
			14-NC	3-9	19-19	-	-	-	-	-	-	-	-	-	-	-	-	-	-	-	-	-	-	-
18	MOODLEY Ruche	6	19	19	22																			
			19-11	19-15	22-16	-	-	-	-	-	-	-	-	-	-	-	-	-	-	-	-	-	-	-
19	PINI Guido	5	24	23	12																			
			24-NC	22-NC	12-11	-	-	-	-	-	-	-	-	-	-	-	-	-	-	-	-	-	-	-
20	OGDEN Scott	4	4	16	13																			
			4-NC	16-12	13-NC	-	-	-	-	-	-	-	-	-	-	-	-	-	-	-	-	-	-	-
21	URIARTE Marcos	3	26	18																				
			26-13	18-NC	-	-	-	-	-	-	-	-	-	-	-	-	-	-	-	-	-	-	-	-
22	ROULSTONE Jacob	2			23																			
			-	-	23-14	-	-	-	-	-	-	-	-	-	-	-	-	-	-	-	-	-	-	-
23	CARRARO Nicola	1	16	17	20																			
			16-NC	17-19	20-15	-	-	-	-	-	-	-	-	-	-	-	-	-	-	-	-	-	-	-
24	O'SHEA Eddie	0	18	24	25																			
			18-NL	23-17	24-17	-	-	-	-	-	-	-	-	-	-	-	-	-	-	-	-	-	-	-
25	ROSENTHALER Jakob	0	25	25	26																			
			25-NC	24-20	25-18	-	-	-	-	-	-	-	-	-	-	-	-	-	-	-	-	-	-	-
26	PERRONE Valentin	0	21	9	21																			
			21-NC	9-NC	21-NC	-	-	-	-	-	-	-	-	-	-	-	-	-	-	-	-	-	-	-
27	BUASRI Tatchakorn	0	17	26	24																			
			17-NC	25-21	-NS	-	-	-	-	-	-	-	-	-	-	-	-	-	-	-	-	-	-	-
28	MUÑOZ David	0	10	21	1																			
			10-NC	26-NC	1-NC	-	-	-	-	-	-	-	-	-	-	-	-	-	-	-	-	-	-	-

NC=Not classified NL=Not finished first lap NP=Not started race re-start N2=Not finished first lap race re-start EX=Excluded NS=Not Started DS=Disqualified

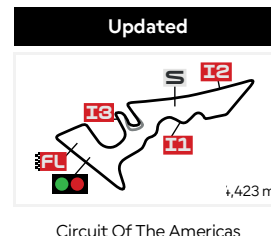
These data/results cannot be reproduced, stored and/or transmitted in whole or in part by any manner of electronic, mechanical, photocopying, recording, broadcasting or otherwise now known or herein after developed without the previous express consent by the copyright owner, except for reproduction in daily press and regular printed publications on sale to the public within 60 days of the event related to those data/results and always provided that copyright symbol appears together as follows below.

© DORNA, 2025

Official MotoGP Timing by  TISSOT

www.motogp.com

Austin, Sunday, March 30, 2025



OFFICIAL STARTING GRID

RED BULL GRAND PRIX OF THE AMERICAS

RACE : 14 LAPS = 77.182 KM

1

3
2'14.546
66 Joel KELSO
KTM

2
2'14.532
28 Maximo QUILES
KTM

1
2'14.422
64 David MUÑOZ
KTM

2

6
2'14.836
58 Luca LUNETTA
Honda

5
2'14.738
71 Dennis FOGGIA
KTM

4
2'14.588
99 Jose Antonio RUEDA
KTM

3

9
2'14.979
31 Adrian FERNANDEZ
Honda

8
2'14.861
82 Stefano NEPA
Honda

7
2'14.838
83 Alvaro CARPE
KTM

4

12
2'15.301
94 Guido PINI
KTM

11
2'15.293
36 Angel PIQUERAS
KTM

10
2'15.245
18 Matteo BERTELLE
KTM

5

15
2'16.100
14 Cormac BUCHANAN
KTM

14
2'15.799
54 Riccardo ROSSI
Honda

13
2'15.607
19 Scott OGDEN
KTM

6

18
2'24.442
22 David ALMANSA
Honda

17
2'17.744
72 Taiyo FURUSATO
Honda

16
2'16.536
11 Adrián CRUCES
KTM

7

21
2'15.591
73 Valentin PERRONE
KTM

20
2'15.415
10 Nicola CARRARO
Honda

19
2'15.249
6 Ryusei YAMANAKA
KTM

The results are provisional until the end of the limit for protest and appeal.

Time limit for protest expires 60' after publication of the results - **Beth MILLER** Time: **13:47**

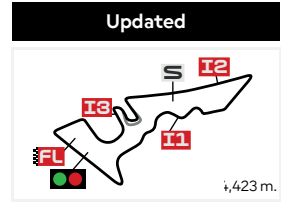
These data/results cannot be reproduced, stored and/or transmitted in whole or in part by any manner of electronic, mechanical, photocopying, recording, broadcasting or otherwise now known or herein after developed without the previous express consent by the copyright owner, except for reproduction in daily press and regular printed publications on sale to the public within 60 days of the event related to those data/results and always provided that copyright symbol appears together as follows below.

© DORNA, 2025

Official MotoGP Timing by **TISSOT**

www.motogp.com

Austin, Saturday, March 29, 2025



Circuit Of The Americas

OFFICIAL STARTING GRID

RED BULL GRAND PRIX OF THE AMERICAS

RACE : 14 LAPS = 77.182 KM

8

24
2'16.247
8 Eddie O'SHEA
Honda

23
2'15.748
12 Jacob ROULSTONE
KTM

22
2'15.670
21 Ruche MOODLEY
KTM

9

25
2'18.675
34 Jakob ROSENTHALER
Honda

The results are provisional until the end of the limit for protest and appeal:

Time limit for protest expires 60' after publication of the results - **Beth MILLER** Time: **13:47**

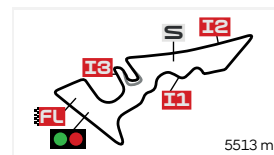
These data/results cannot be reproduced, stored and/or transmitted in whole or in part by any manner of electronic, mechanical, photocopying, recording, broadcasting or otherwise now known or herein after developed without the previous express consent by the copyright owner, except for reproduction in daily press and regular printed publications on sale to the public within 60 days of the event related to those data/results and always provided that copyright symbol appears together as follows below.

© DORNA, 2025

Official MotoGP Timing by  TISSOT

www.motogp.com

Austin, Saturday, March 29, 2025



Circuit Of The Americas

TOP SPEED & AVERAGE

RED BULL GRAND PRIX OF THE AMERICAS

RACE

#	Rider	Nation	Motorcycle	Top 5 speeds					Average	Top
6	Ryusei YAMANAKA	JPN	KTM	238.6	238.1	236.5	236.5	236.5	237.2	238.6
31	Adrian FERNANDEZ	SPA	HONDA	238.6	237.5	237.5	237.0	235.4	236.9	238.6
14	Cormac BUCHANAN	NZE	KTM	238.1	237.5	237.0	234.4	233.8	236.2	238.1
36	Angel PIQUERAS	SPA	KTM	238.1	237.5	237.5	235.9	235.9	236.8	238.1
10	Nicola CARRARO	ITA	HONDA	237.5	237.5	237.0	237.0	236.5	237.1	237.5
18	Matteo BERTELLE	ITA	KTM	237.5	236.5	234.4	234.4	233.8	235.3	237.5
28	Maximo QUILES	SPA	KTM	237.5	237.5	237.0	237.0	236.5	237.1	237.5
66	Joel KELSO	AUS	KTM	237.5	235.9	234.4	232.8	231.3	234.4	237.5
71	Dennis FOGGIA	ITA	KTM	237.5	235.4	235.4	234.4	233.8	235.1	237.5
73	Valentin PERRONE	ARG	KTM	237.5	237.5	237.5	237.5	237.0	237.4	237.5
82	Stefano NEPA	ITA	HONDA	237.5	236.5	235.4	235.4	235.4	236.0	237.5
22	David ALMANSA	SPA	HONDA	237.0	236.5	235.9	235.4	233.3	235.2	237.0
54	Riccardo ROSSI	ITA	HONDA	237.0	234.9				236.0	237.0
64	David MUÑOZ	SPA	KTM	237.0	235.9	235.4	224.4	222.5	231.0	237.0
83	Alvaro CARPE	SPA	KTM	237.0	236.5	235.9	235.9	235.9	236.2	237.0
94	Guido PINI	ITA	KTM	237.0	237.0	236.5	235.9	234.9	236.0	237.0
12	Jacob ROULSTONE	AUS	KTM	236.5	235.4	234.9	234.9	234.4	235.2	236.5
8	Eddie O'SHEA	GBR	HONDA	235.9	234.9	233.8	233.3	233.3	234.2	235.9
11	Adrián CRUCES	SPA	KTM	235.9	235.4	233.8	233.8	232.8	234.3	235.9
72	Taiyo FURUSATO	JPN	HONDA	235.9	235.4	235.4	233.8	233.8	234.6	235.9
19	Scott OGDEN	GBR	KTM	235.4	235.4	234.9	234.9	233.3	234.5	235.4
99	Jose Antonio RUEDA	SPA	KTM	235.4	234.9	231.3	230.8	230.8	232.1	235.4
21	Ruche MOODLEY	RSA	KTM	234.9	234.4	233.8	233.8	233.3	233.9	234.9
58	Luca LUNETTA	ITA	HONDA	234.9	234.9	234.4	234.4	232.3	234.2	234.9
34	Jakob ROSENTHALER	AUT	HONDA	230.8	229.3	226.3	225.8	225.8	226.9	230.8

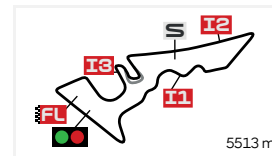
These data/results cannot be reproduced, stored and/or transmitted in whole or in part by any manner of electronic, mechanical, photocopying, recording, broadcasting or otherwise now known or herein after developed without the previous express consent by the copyright owner, except for reproduction in daily press and regular printed publications on sale to the public within 60 days of the event related to those data/results and always provided that copyright symbol appears together as follows below.

© DORNA, 2025

Official MotoGP Timing by www.motogp.com

Austin, Sunday, March 30, 2025

FASTEST LAPS SEQUENCE
RED BULL GRAND PRIX OF THE AMERICAS
RACE



Circuit Of The Americas

Lap	Race Time	# Rider	Nation	Motorcycle	Time	Km/h	Riders's Lap
2	4'31.493	99 Jose Antonio RUEDA	SPA	KTM	2'15.156	146.8	2
2	4'32.561	18 Matteo BERTELLE	ITA	KTM	2'14.978	147.0	2
2	4'32.793	36 Angel PIQUERAS	SPA	KTM	2'14.958	147.0	2
3	6'45.749	99 Jose Antonio RUEDA	SPA	KTM	2'14.256	147.8	3
4	8'59.757	99 Jose Antonio RUEDA	SPA	KTM	2'14.008	148.1	4
6	13'30.445	18 Matteo BERTELLE	ITA	KTM	2'13.939	148.1	6

These data/results cannot be reproduced, stored and/or transmitted in whole or in part by any manner of electronic, mechanical, photocopying, recording, broadcasting or otherwise now known or herein after developed without the previous express consent by the copyright owner, except for reproduction in daily press and regular printed publications on sale to the public within 60 days of the event related to those data/results and always provided that copyright symbol appears together as follows below.

© DORNA, 2025

Official MotoGP Timing by  TISSOT

www.motogp.com

Austin, Sunday, March 30, 2025