

CLASSIFICATION

RED BULL GRAND PRIX OF THE AMERICAS FREE PRACTICE NR. 1

#	Rider	Nation	Team	Motorcycle	Time	Lap Total	Gap	T. Speed
1	36	ANGEL PIQUERAS	SPA FRINSA - MT Helmets - MSI	KTM	2'23.298	11 11		228.8
2	99	JOSE ANTONIO RUEDA	SPA Red Bull KTM Ajo	KTM	2'24.107	14 14	0.809 0.809	226.8
3	18	MATTEO BERTELLE	ITA LEVELUP-MTA	KTM	2'24.169	12 12	0.871 0.062	227.8
4	22	DAVID ALMANSA	SPA Leopard Racing	HONDA	2'24.521	14 14	1.223 0.352	227.8
5	94	GUIDO PINI	ITA LIQUI MOLY Dynavolt Intact GP	KTM	2'24.690	14 14	1.392 0.169	228.8
6	64	DAVID MUÑOZ	SPA LIQUI MOLY Dynavolt Intact GP	KTM	2'25.031	12 12	1.733 0.341	227.8
7	19	SCOTT OGDEN	GBR CIP Green Power	KTM	2'25.195	14 14	1.897 0.164	228.8
8	31	ADRIAN FERNANDEZ	SPA Leopard Racing	HONDA	2'25.250	11 14	1.952 0.055	230.3
9	66	JOEL KELSO	AUS LEVELUP-MTA	KTM	2'25.597	6 7	2.299 0.347	225.8
10	11	ADRIÁN CRUCES	SPA CIP Green Power	KTM	2'25.648	13 14	2.350 0.051	227.3
11	58	LUCA LUNETTA	ITA SIC58 Squadra Corse	HONDA	2'25.699	14 14	2.401 0.051	228.3
12	28	MAXIMO QUILES	SPA CFMOTO Valresa Aspar Team	KTM	2'25.742	13 14	2.444 0.043	228.8
13	14	CORMAC BUCHANAN	NZE DENSSI Racing - BOE	KTM	2'25.780	14 14	2.482 0.038	224.4
14	83	ALVARO CARPE	SPA Red Bull KTM Ajo	KTM	2'25.810	12 13	2.512 0.030	231.3
15	6	RYUSEI YAMANAKA	JPN FRINSA - MT Helmets - MSI	KTM	2'26.278	11 12	2.980 0.468	230.8
16	54	RICCARDO ROSSI	ITA Rivacold Snipers Team	HONDA	2'26.325	12 12	3.027 0.047	228.8
17	34	JAKOB ROSENTHALER	AUT GRYD - Mlav Racing	HONDA	2'26.685	13 14	3.387 0.360	223.4
18	72	TAIYO FURUSATO	JPN Honda Team Asia	HONDA	2'26.688	13 14	3.390 0.003	230.8
19	10	NICOLA CARRARO	ITA Rivacold Snipers Team	HONDA	2'27.043	14 14	3.745 0.355	228.3
20	5	TATCHAKORN BUASRI	THA Honda Team Asia	HONDA	2'27.175	14 14	3.877 0.132	227.3
21	82	STEFANO NEPA	ITA SIC58 Squadra Corse	HONDA	2'27.391	12 12	4.093 0.216	224.9
22	71	DENNIS FOGGIA	ITA CFMOTO Valresa Aspar Team	KTM	2'27.518	14 14	4.220 0.127	229.3
23	73	VALENTIN PERRONE	ARG Red Bull KTM Tech3	KTM	2'27.620	13 13	4.322 0.102	228.3
24	8	EDDIE O'SHEA	GBR GRYD - Mlav Racing	HONDA	2'27.935	14 14	4.637 0.315	226.3
25	21	RUCHE MOODLEY	RSA DENSSI Racing - BOE	KTM	2'29.051	14 14	5.753 1.116	223.9
26	12	JACOB ROULSTONE	AUS Red Bull KTM Tech3	KTM	2'30.173	12 13	6.875 1.122	230.3

Practice condition: **Wet**

Air: 17°
Humidity: 93%
Ground: 19°

Fastest Lap:	Lap: 11	Angel PIQUERAS	2'23.298	138.5 Km/h
Best Race Lap:	2024	Daniel HOLGADO	2'14.866	147.1 Km/h
All-Time Lap Record:	2024	David ALONSO	2'14.153	147.9 Km/h

The results are provisional until the end of the limit for protest and appeals.

Time limit for protest expires 60' after publication of the results - Time: **Beth MILLER** **09:51**

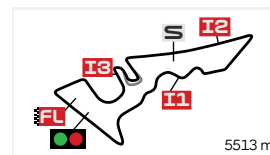
These data/results cannot be reproduced, stored and/or transmitted in whole or in part by any manner of electronic, mechanical, photocopying, recording, broadcasting or otherwise now known or herein after developed without the previous express consent by the copyright owner, except for reproduction in daily press and regular printed publications on sale to the public within 60 days of the event related to those data/results and always provided that copyright symbol appears together as follows below.

© DORNA, 2025

Official MotoGP Timing by **TISSOT**

www.motogp.com

Austin, Friday, March 28, 2025



Circuit Of The Americas

TOP SPEED & AVERAGE

RED BULL GRAND PRIX OF THE AMERICAS

FREE PRACTICE NR. 1

#	Rider	Nation	Motorcycle	Top 5 speeds					Average	Top
83	Alvaro CARPE	SPA	KTM	231.3	228.3	226.8	226.8	226.3	227.9	231.3
6	Ryusei YAMANAKA	JPN	KTM	230.8	229.3	228.3	228.3	226.8	228.7	230.8
72	Taiyo FURUSATO	JPN	HONDA	230.8	228.3	227.3	227.3	227.3	228.2	230.8
12	Jacob ROULSTONE	AUS	KTM	230.3	228.3	228.3	226.3	225.3	227.7	230.3
31	Adrian FERNANDEZ	SPA	HONDA	230.3	229.8	229.3	228.8	228.8	229.4	230.3
71	Dennis FOGGIA	ITA	KTM	229.3	228.3	226.8	226.8	226.3	227.3	229.3
19	Scott OGDEN	GBR	KTM	228.8	225.8	225.3	225.3	225.3	226.1	228.8
28	Maximo QUILES	SPA	KTM	228.8	228.3	228.3	228.3	228.3	228.4	228.8
36	Angel PIQUERAS	SPA	KTM	228.8	228.8	227.8	227.8	227.3	228.0	228.8
54	Riccardo ROSSI	ITA	HONDA	228.8	228.8	228.3	228.3	227.3	228.3	228.8
94	Guido PINI	ITA	KTM	228.8	228.3	228.3	227.8	227.3	228.1	228.8
10	Nicola CARRARO	ITA	HONDA	228.3	227.3	227.3	226.8	226.8	227.2	228.3
58	Luca LUNETTA	ITA	HONDA	228.3	227.8	227.3	226.8	226.8	227.4	228.3
73	Valentin PERRONE	ARG	KTM	228.3	227.8	227.3	227.3	226.8	227.5	228.3
18	Matteo BERTELLE	ITA	KTM	227.8	227.8	227.3	227.3	227.3	227.4	227.8
22	David ALMANSA	SPA	HONDA	227.8	227.8	227.3	226.3	225.8	227.0	227.8
64	David MUÑOZ	SPA	KTM	227.8	227.8	227.3	226.8	226.8	227.2	227.8
5	Tatchakorn BUASRI	THA	HONDA	227.3	222.5	222.5	222.0	221.1	222.5	227.3
11	Adrián CRUCES	SPA	KTM	227.3	226.3	225.8	225.3	224.4	225.8	227.3
99	Jose Antonio RUEDA	SPA	KTM	226.8	226.8	226.8	226.3	226.3	226.6	226.8
8	Eddie O'SHEA	GBR	HONDA	226.3	225.8	225.3	225.3	225.3	225.6	226.3
66	Joel KELSO	AUS	KTM	225.8	225.3	225.3	224.9	224.9	225.2	225.8
82	Stefano NEPA	ITA	HONDA	224.9	224.9	223.4	223.4	223.4	224.0	224.9
14	Cormac BUCHANAN	NZE	KTM	224.4	224.4	223.0	223.0	222.5	223.5	224.4
21	Ruche MOODLEY	RSA	KTM	223.9	223.9	223.0	222.5	222.5	223.2	223.9
34	Jakob ROSENTHALER	AUT	HONDA	223.4	223.0	223.0	223.0	222.5	222.7	223.4

These data/results cannot be reproduced, stored and/or transmitted in whole or in part by any manner of electronic, mechanical, photocopying, recording, broadcasting or otherwise now known or herein after developed without the previous express consent by the copyright owner, except for reproduction in daily press and regular printed publications on sale to the public within 60 days of the event related to those data/results and always provided that copyright symbol appears together as follows below.

© DORNA, 2025

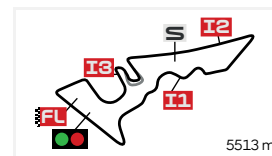
Official MotoGP Timing by www.motogp.com

Austin, Friday, March 28, 2025

CHRONOLOGICAL ANALYSIS OF PERFORMANCES

RED BULL GRAND PRIX OF THE AMERICAS

FREE PRACTICE NR. 1



Circuit Of The Americas

* Lap / Sector time cancelled
P Crossing the finish line in pit lane

T1 Time from finish line to 1st intermediate
T2 Time from 1st intermed. to 2nd intermed.

T3 Time from 2nd intermed. to 3rd intermed.
T4 Time from 3rd intermediate to finish line

Lap	Lap Time	T1	T2	T3	T4	Speed	Lap	Lap Time	T1	T2	T3	T4	Speed	
1st	36	Angel PIQUERAS FRINSA - MT Helmets - SPA						11	2'24.195	41.029	34.884	36.054	32.228	227.3
		Runs=2	Total laps=11	Full laps=8	Valid laps=8		12	2'24.169	41.299	34.913	35.929	32.028	227.3	
1	3'16.631	43.963	39.148	39.062	35.518	225.8								
2	2'35.090	44.999	37.497	38.054	34.540	225.8								
3	2'29.966	42.556	36.561	36.961	33.888	227.3								
4	2'31.237	42.436	36.026	38.263	34.512	228.8								
5	2'27.863	42.234	35.970	36.401	33.258	227.8								
6	2'26.525	41.820	35.530	36.168	33.007	226.3								
7	2'31.702 P	42.157 *	35.830	36.572	37.143	224.9								
8	9'46.056	39.569	36.224	36.284	32.532	226.3								
9	2'45.235	1'00.477	35.641	36.166	32.951	227.3								
10	2'24.595	41.185	35.009	35.717	32.684	227.8								
11	2'23.298	40.708	34.832	35.630	32.128	228.8								
2nd	99	Jose Antonio RUEDA Red Bull KTM Ajo SPA						4th	22	David ALMANSA Leopard Racing SPA				
		Runs=1	Total laps=14	Full laps=13	Valid laps=12				Runs=1	Total laps=14	Full laps=13	Valid laps=13		
1	3'05.348	44.983	40.588	40.681	36.484	223.9	1	3'20.338	44.017	39.584	39.555	35.208	224.4	
2	2'37.755	45.106	38.462	38.922	35.265	224.4	2	2'34.499	44.789	37.230	38.194	34.286	227.8	
3	2'34.891	44.092	37.434	38.552	34.813	224.9	3	2'29.214	42.677	36.110	37.122	33.305	225.8	
4	2'32.851	43.371	37.266	38.160	34.054	226.3	4	2'28.222	41.809	36.204	36.880	33.329	225.3	
5	2'29.638	42.468	36.180	37.417	33.573	225.3	5	2'28.360	42.314	35.781	36.906	33.359	224.4	
6	2'29.367 *	43.264	35.992 *	36.973	33.138	226.8	6	2'26.830	42.162	35.618	36.289	32.761	227.8	
7	2'26.890	41.537	35.506	36.857	32.990	226.8	7	2'25.975	41.630	35.560	36.317	32.468	224.9	
8	2'26.578	41.506	35.531	36.634	32.907	225.3	8	2'30.931	44.294	36.650	36.993	32.994	223.4	
9	2'26.387	41.568	35.394	36.669	32.756	225.8	9	2'25.677	41.237	35.284	36.368	32.788	227.3	
10	2'25.653	41.230	35.192	36.740	32.491	225.8	10	2'28.188	41.059	35.611	38.097	33.421	224.9	
11	2'25.248	41.102	35.215	36.444	32.487	225.8	11	2'25.234	41.291	35.291	36.026	32.626	225.3	
12	2'24.951	41.101	35.229	36.256	32.365	226.3	12	2'32.350	44.406	36.587	37.432	33.925	218.3	
13	2'24.315	40.711	35.093	36.346	32.165	226.3	13	2'25.563	41.221	35.176	36.194	32.972	225.3	
14	2'24.107	40.647	34.955	36.377	32.128	226.8	14	2'24.521	41.166	35.031	35.931	32.393	226.3	
3rd	18	Matteo BERTELLE LEVELUP-MTA ITA						5th	94	Guido PINI LIQUI MOLY Dynavolt ITA				
		Runs=1	Total laps=12	Full laps=11	Valid laps=11				Runs=1	Total laps=14	Full laps=13	Valid laps=12		
1	9'34.244	44.640	38.483	38.794	34.580	225.8	1	3'19.181	47.566	42.905	41.825	37.654	224.4	
2	2'32.057	43.710	37.049	37.769	33.529	226.3	2	2'41.927	47.229	39.427	39.579	35.692	226.3	
3	2'28.234	42.531	36.158	36.721	32.824	226.3	3	2'36.603 *	44.863	38.196	38.825	34.719 *	228.3	
4	2'26.535	42.036	35.612	36.335	32.552	227.3	4	2'32.228	43.880	37.068	37.561	33.719	226.8	
5	2'25.313	41.694	35.233	36.156	32.230	227.3	5	2'30.320	42.972	36.475	37.508	33.365	225.3	
6	2'24.837	41.502	35.185	36.040	32.110	227.8	6	2'31.205	44.704	36.189	37.019	33.293	228.3	
7	2'24.861	41.342	35.039	36.029	32.451	227.3	7	2'28.147	42.419	35.743	36.667	33.318	226.8	
8	2'24.323	41.160	35.020	36.025	32.118	227.3	8	2'27.196	41.748	35.950	36.697	32.801	225.8	
9	2'54.267	1'05.914	35.997	39.651	32.705	226.3	9	2'27.561	41.478	36.443	36.788	32.852	228.8	
10	2'26.022	41.506	35.163	37.183	32.170	227.8	10	2'25.631	41.340	35.314	36.244	32.733	226.8	
							11	2'25.788	41.291	35.304	36.466	32.727	226.8	
							12	2'27.047	41.998	35.854	36.494	32.701	225.8	
							13	2'24.977	41.222	35.116	36.120	32.519	227.3	
							14	2'24.690	41.009	35.113	36.042	32.526	227.8	
6th	64	David MUÑOZ LIQUI MOLY Dynavolt SPA												
		Runs=2	Total laps=12	Full laps=9	Valid laps=9									
1	3'31.251	45.609	40.227	40.612	36.116	224.4								
2	2'35.598	44.945	37.711	38.254	34.688	226.8								
3	2'31.249	43.566	36.633	37.437	33.613	227.3								
4	2'29.019	42.701	35.990	36.734	33.594	226.8								

Fastest Lap: Angel PIQUERAS	SPA	FRINSA - MT Helmets - MSI	2'23.298	40.708	34.832	35.630	32.128
------------------------------------	-----	---------------------------	-----------------	--------	--------	--------	--------

These data/results cannot be reproduced, stored and/or transmitted in whole or in part by any manner of electronic, mechanical, photocopying, recording, broadcasting or otherwise now known or herein after developed without the previous express consent by the copyright owner, except for reproduction in daily press and regular printed publications on sale to the public within 60 days of the event related to those data/results and always provided that copyright symbol appears together as follows below.

© DORNA, 2025

Official MotoGP Timing by

www.motogp.com

Austin, Friday, March 28, 2025

Free Practice Nr. 1

Moto3™

Lap	Lap Time	T1	T2	T3	T4	Speed	Lap	Lap Time	T1	T2	T3	T4	Speed
5	2'27.533	42.201	35.870	36.290	33.172	226.3	1	3'00.099	49.108	42.108	41.778	37.245	220.6
6	2'27.190	42.142	35.889	36.291	32.868	225.8	2	2'40.152	46.508	39.025	38.990	35.629	221.5
7	2'26.090	41.730	35.439	36.194	32.727	226.8	3	2'36.623	45.092	38.091	38.247	35.193	222.5
8	2'25.840	41.425	35.371	36.203	32.841	227.8	4	2'34.635	44.346	37.505	38.360	34.424	225.3
9	2'34.774	41.714	37.536	42.422	33.102	208.4	5	2'30.879	43.294	36.581	37.135	33.869	227.3
10	2'32.681 P	41.344	35.371	36.528	39.438	227.8	6	2'29.834	42.826	36.274	37.067	33.667	224.4
11	6'44.302	43.755	36.304	36.422	32.700	224.9	7	2'29.004 *	42.502	36.076	36.906	33.520 *	223.4
12	2'25.031	41.387	35.248	35.875	32.521	226.3	8	2'27.978	42.147	35.848	36.820	33.163	223.9
7th 19 Scott OGDEN CIP Green Power GBR Runs=1 Total laps=14 Full laps=13 Valid laps=12							9 2'27.792 41.966 35.837 36.988 33.001 226.3						
1	3'18.620	46.157	42.346	41.941	36.622	221.1	10	2'30.769	42.993	36.055	38.269	33.452	223.0
2	2'37.136	45.224	38.213	39.095	34.604	224.9	11	2'26.350	41.636	35.519	36.408	32.787	223.9
3	2'34.099	44.465	37.453	38.483	33.698	228.8	12	2'27.914 *	42.684 *	36.002	36.390	32.838	223.4
4	2'30.424	42.743	36.621	37.708	33.352	224.9	13	2'25.648	41.464	35.434	36.155	32.595	223.4
5	2'29.090	42.071	36.069	37.210	33.740	225.3	14	2'30.140	43.632	36.885	36.793	32.830	225.8
6	2'34.509	42.666	36.613	37.825	37.405	225.3	11th 58 Luca LUNETTA SIC58 Squadra Corse ITA Runs=1 Total laps=14 Full laps=13 Valid laps=12						
7	2'27.533	41.890	35.833	37.011	32.799	224.4	1	3'11.797	47.525	41.216	41.033	37.432	221.1
8	2'26.423	41.296	35.525	36.834	32.768	224.9	2	2'40.493	46.788	38.892	39.483	35.330	223.9
9	2'26.558	41.530	35.563	36.559	32.906	224.9	3	2'33.593	44.136	37.442	37.818	34.197	226.8
10	2'26.616	41.328	35.440	37.086	32.762	224.4	4	2'31.666	43.028	36.748	37.695	34.195	226.8
11	2'25.735	41.377	35.448	36.351	32.559	224.4	5	2'31.173	43.008	36.857	37.545	33.763	227.8
12	2'30.037 *	41.708 *	38.034	37.362	32.933	224.9	6	2'29.401	42.728	36.256	37.090	33.327	226.3
13	2'28.953	41.385	35.404	36.479	35.685	225.3	7	2'27.722	41.964	35.850	36.686	33.222	224.9
14	2'25.195	41.415	35.189	36.335	32.256	225.8	8	2'33.521	41.792	35.894	42.567	33.268	225.3
8th 31 Adrian FERNANDEZ Leopard Racing SPA Runs=1 Total laps=14 Full laps=13 Valid laps=11							9 2'27.263 41.745 35.609 36.810 33.099 227.3						
1	3'30.747	44.469	40.072	39.650	36.117	225.8	10	2'28.714	41.744	36.068	37.576	33.326	225.3
2	2'35.952	44.865	38.067	38.253	34.767	226.8	11	2'26.075	41.289	35.466	36.616	32.704	225.8
3	2'32.787	43.794	37.134	37.954	33.905	229.3	12	2'26.990 *	41.496 *	35.968	36.444	33.082	225.3
4	2'30.780	43.097	36.801	37.272	33.610	228.3	13	2'25.719	41.365	35.371	36.180	32.803	225.3
5	2'30.387	42.694	36.833	37.597	33.263	229.8	14	2'25.699	41.277	35.532	36.188	32.702	228.3
6	2'27.712	42.183	35.975	36.471	33.083	227.8	12th 28 Maximo QUILES CFMOTO Valresa Aspar SPA Runs=1 Total laps=14 Full laps=13 Valid laps=12						
7	2'26.145	41.588	35.590	36.321	32.646	227.8	1	3'06.390	47.477	41.212	40.762	36.941	226.8
8	2'26.615 *	41.409	35.580	36.441	33.185 *	227.3	2	2'40.416	46.378	38.590	39.780	35.668	226.3
9	2'26.457	41.669	35.586	36.365	32.837	228.8	3	2'35.195	44.558	37.294	38.687	34.656	226.3
10	2'26.344	41.162	35.873	36.615	32.694	230.3	4	2'32.101	43.396	36.947	37.775	33.983	228.8
11	2'25.250	41.159	35.347	36.170	32.574	226.8	5	2'30.475	43.103	36.194	37.580	33.598	227.3
12	2'26.089 *	41.259 *	35.708	36.439	32.683	226.8	6	2'29.243	42.609	36.139	37.197	33.298	228.3
13	2'25.494	41.316	35.349	36.188	32.641	228.8	7	2'28.131	42.234	35.717	37.069	33.111	228.3
14	2'26.769	41.291	35.580	37.147	32.751	228.3	8	2'27.924	42.045	35.416	37.426	33.037	228.3
9th 66 Joel KELSO LEVELUP-MTA AUS Runs=1 Total laps=7 Full laps=5 Valid laps=5							9 2'26.950 41.568 35.383 37.063 32.936 225.8						
1	15'24.128	44.875	38.857	38.718	34.634	223.4	10	2'29.979	42.921	36.148	37.504	33.406	224.9
2	2'32.600	43.902	37.084	37.828	33.786	224.9	11	2'28.920	42.006	36.559	37.173	33.182	224.9
3	2'28.970	42.741	36.013	37.128	33.088	224.9	12	2'27.301 *	42.045 *	35.524	37.025	32.707	224.9
4	2'27.245	42.094	35.546	36.753	32.852	225.3	13	2'25.742	41.469	35.173	36.578	32.522	228.3
5	2'25.926	41.679	35.335	36.376	32.536	225.8	14	2'29.736	41.779	36.466	37.862	33.629	224.4
6	2'25.597	41.500	35.228	36.335	32.534	225.3	13th 14 Cormac BUCHANAN DENSSI Racing - BOE NZE Runs=1 Total laps=14 Full laps=13 Valid laps=13						
7	2'42.626 P	45.566	38.170	38.205	40.685	223.4	1	3'34.327	44.785	39.529	40.260	35.606	217.4
10th 11 Adrián CRUCES CIP Green Power SPA Runs=1 Total laps=14 Full laps=13 Valid laps=11							2 2'34.235 43.875 37.455 38.665 34.240 220.2						
							3 2'31.825 43.044 37.251 37.955 33.575 224.4						
							4 2'34.073 42.983 37.282 38.856 34.952 224.4						

Fastest Lap: Angel PIQUERAS SPA FRINSA - MT Helmets - MSI **2'23.298** 40.708 34.832 35.630 32.128

These data/results cannot be reproduced, stored and/or transmitted in whole or in part by any manner of electronic, mechanical, photocopying, recording, broadcasting or otherwise now known or herein after developed without the previous express consent by the copyright owner, except for reproduction in daily press and regular printed publications on sale to the public within 60 days of the event related to those data/results and always provided that copyright symbol appears together as follows below.

© DORNA, 2025

Official MotoGP Timing by  TISSOT

www.motogp.com

Austin, Friday, March 28, 2025

Page 2 of 5

Free Practice Nr. 1

Moto3™

Lap	Lap Time	T1	T2	T3	T4	Speed
5	2'30.714	43.162	36.803	37.415	33.334	223.0
6	2'29.807	42.699	36.556	37.324	33.228	222.5
7	2'28.405	41.936	36.272	37.144	33.053	220.6
8	2'27.175	41.576	35.988	36.736	32.875	221.5
9	2'30.689	42.435	36.940	37.989	33.325	211.3
10	2'27.474	41.690	35.996	36.851	32.937	219.7
11	2'26.529	41.316	35.711	36.609	32.893	223.0
12	2'32.855	41.294	35.846	41.030	34.685	217.0
13	2'28.253	41.500	36.239	37.187	33.327	219.7
14	2'25.780	41.302	35.630	36.461	32.387	221.1

14th 83		Alvaro CARPE		Red Bull KTM Ajo		SPA
Runs=2	Total laps=13	Full laps=10	Valid laps=10			
1	3'20.810	49.193	43.934	42.158	38.622	222.0
2	2'41.585	46.671	39.290	39.555	36.069	228.3
3	2'36.972	45.432	38.332	38.815	34.393	224.4
4	2'35.122	43.899	37.381	38.772	35.070	223.0
5	2'42.526 P	43.630	37.000	43.265	38.631	231.3
6	5'18.073	42.175	37.749	38.200	34.188	223.4
7	2'29.276	43.024	36.266	36.815	33.171	223.9
8	2'27.109	41.955	35.644	36.561	32.949	224.9
9	2'30.490	44.319	36.871	36.413	32.887	226.8
10	2'29.755	41.641	35.677	39.160	33.277	224.4
11	2'26.959	41.581	35.464	36.802	33.112	226.8
12	2'25.810	41.508	35.510	36.278	32.514	226.3
13	2'29.411	41.187	35.896	36.324	36.004	224.4

15th 6		Ryusei YAMANAKA		FRINSA - MT Helmets - JPN		
Runs=2	Total laps=12	Full laps=9	Valid laps=9			
1	3'20.510	42.717	38.978	39.207	35.862	226.3
2	2'35.948	45.759	38.085	37.931	34.173	226.3
3	2'32.037	43.562	37.525	37.344	33.606	229.3
4	2'30.753	42.081	36.865	38.319	33.488	226.8
5	2'29.761	41.986	36.322	37.902	33.551	230.8
6	2'31.164	42.128	36.172	39.483	33.381	225.3
7	2'26.713	41.392	35.934	36.483	32.904	226.3
8	2'26.832	41.442	35.699	36.820	32.871	228.3
9	2'35.182 P	41.897	36.338	38.667	38.280	225.8
10	8'09.051	40.385	36.380	37.376	32.998	225.3
11	2'26.278	41.203	35.633	36.616	32.826	226.3
12	2'27.018	41.657	36.023	36.357	32.981	228.3

16th 54		Riccardo ROSSI		Rivacold Snipers Team ITA		
Runs=2	Total laps=12	Full laps=9	Valid laps=7			
1	3'21.690	47.083	41.252	41.579	36.330	225.3
2	2'39.231	45.790	38.714	39.391	35.336	228.8
3	2'34.847	44.311	37.725	38.605	34.206	226.3
4	2'33.447	43.693	37.282	37.958	34.514	228.3
5	2'32.218	43.573	36.910	37.984	33.751	228.8
6	2'29.975 *	42.960	36.505	37.110	33.400 *	226.8
7	2'29.307	42.769	36.263	36.881	33.394	228.3
8	2'27.849	42.237	35.934	36.665	33.013	227.3
9	2'46.263 P	45.706 *	38.677	40.467	41.413	214.8
10	6'34.117	43.528	36.572	37.049	33.435	224.9
11	2'27.436 *	42.154	35.763	36.667	32.852 *	226.3

Lap	Lap Time	T1	T2	T3	T4	Speed
12	2'26.325	41.684	35.491	36.347	32.803	226.3

17th 34		Jakob ROSENTHALER		GRYD - Mlav Racing AUT		
Runs=1	Total laps=14	Full laps=13	Valid laps=12			
1	3'03.820	54.138	41.909	42.910	36.897	217.9
2	2'39.516	46.410	38.571	39.462	35.073	220.2
3	2'34.928	44.113	37.666	38.860	34.289	221.1
4	2'33.125	43.707	37.161	38.519	33.738	222.5
5	2'31.604	43.600	37.058	37.574	33.372	222.5
6	2'29.714	42.656	36.436	37.724	32.898	222.5
7	2'29.437	42.398	36.417	37.597	33.025	222.5
8	2'28.212	42.150	36.126	37.150	32.786	222.5
9	2'28.241	41.917	36.080	37.280	32.964	223.0
10	2'28.648	42.195	36.025	37.378	33.050	223.0
11	2'28.631	42.410	35.999	37.263	32.959	221.5
12	2'27.738 *	42.152 *	36.026	37.055	32.505	222.5
13	2'26.685	41.606	35.667	36.872	32.540	223.0
14	2'28.167	41.662	36.152	37.157	33.196	223.4

18th 72		Taiyo FURUSATO		Honda Team Asia JPN		
Runs=1	Total laps=14	Full laps=13	Valid laps=13			
1	3'38.486	44.243	39.966	41.907	35.444	225.3
2	2'34.595	44.401	37.526	38.074	34.594	225.8
3	2'33.468	43.826	37.171	37.912	34.559	226.3
4	2'31.920	43.486	36.818	37.646	33.970	226.3
5	2'31.133	42.964	36.499	37.711	33.959	228.3
6	2'30.539	42.624	36.519	37.730	33.666	230.8
7	2'29.872	42.411	36.464	37.472	33.525	226.8
8	2'29.870	42.527	36.419	37.369	33.555	227.3
9	2'29.298	42.138	36.061	37.481	33.618	227.3
10	2'28.506	42.076	35.934	37.306	33.190	225.3
11	2'27.605	41.762	35.848	37.082	32.913	226.3
12	2'27.143	41.731	35.767	36.752	32.893	226.3
13	2'26.688	41.474	35.642	36.686	32.886	226.8
14	2'26.873	41.465	35.563	36.992	32.853	227.3

19th 10		Nicola CARRARO		Rivacold Snipers Team ITA		
Runs=1	Total laps=14	Full laps=13	Valid laps=13			
1	3'56.379	47.569	42.345	41.602	37.016	223.0
2	2'39.021	46.937	38.584	38.601	34.899	224.9
3	2'35.468	44.972	37.734	37.975	34.787	225.3
4	2'33.120	44.052	37.292	37.562	34.214	225.8
5	2'31.733	43.754	36.724	37.369	33.886	225.8
6	2'32.371	43.717	37.358	37.435	33.861	225.8
7	2'30.099	42.894	36.691	36.949	33.565	226.8
8	2'29.377	42.803	36.289	36.898	33.387	227.3
9	2'28.779	42.644	36.082	36.711	33.342	226.8
10	2'28.036	42.111	35.835	36.662	33.428	227.3
11	2'31.105	42.820	37.375	37.087	33.823	225.8
12	2'28.729	42.254	36.259	36.883	33.333	226.8
13	2'27.518	41.921	35.702	36.733	33.162	226.8
14	2'27.043	41.605	35.687	36.753	32.998	228.3

Fastest Lap: Angel PIQUERAS	SPA	FRINSA - MT Helmets - MSI	2'23.298	40.708	34.832	35.630	32.128
------------------------------------	-----	---------------------------	-----------------	--------	--------	--------	--------

These data/results cannot be reproduced, stored and/or transmitted in whole or in part by any manner of electronic, mechanical, photocopying, recording, broadcasting or otherwise now known or herein after developed without the previous express consent by the copyright owner, except for reproduction in daily press and regular printed publications on sale to the public within 60 days of the event related to those data/results and always provided that copyright symbol appears together as follows below.

© DORNA, 2025

Official MotoGP Timing by TISSOT

www.motogp.com

Austin, Friday, March 28, 2025



Free Practice Nr. 1

Moto3™

Lap	Lap Time	T1	T2	T3	T4	Speed
20th	5	Tatchakorn BUASRI		Honda Team Asia		THA
		Runs=1	Total laps=14	Full laps=13	Valid laps=12	
1	3'21.208	42.479	38.849	39.478	36.909	220.2
2	2'36.271	45.370	38.084	38.204	34.613	222.5
3	2'34.085	44.666	37.247	37.721	34.451	227.3
4	2'31.575	43.505	36.325	37.592	34.153	221.1
5	2'33.394	43.083	37.239	38.561	34.511	219.7
6	2'30.433	43.028	36.370	37.149	33.886	219.7
7	2'29.361	42.621	36.236	36.996	33.508	222.5
8	2'28.577	42.255	35.930	36.897	33.495	220.6
9	2'30.560	42.268	36.152	38.572	33.568	221.1
10	2'29.811	42.410	36.394	37.349	33.658	219.2
11	2'31.010	42.989	37.157	37.510	33.354	210.1
12	2'27.789	41.961	35.803	36.718	33.307	222.0
13	2'28.218 *	42.266	35.902	36.726	33.324 *	219.2
14	2'27.175	41.974	35.794	36.380	33.027	221.1

21st	82	Stefano NEPA		SIC58 Squadra Corse		ITA
		Runs=2	Total laps=12	Full laps=9	Valid laps=9	
1	3'23.519	50.479	41.325	42.086	36.659	221.1
2	2'38.474	45.153	38.478	39.383	35.460	223.0
3	2'36.073	44.108	38.371	38.783	34.811	224.9
4	2'35.049	44.333	37.464	38.982	34.270	224.9
5	2'32.515	43.104	37.141	38.096	34.174	223.4
6	2'32.309	42.994	37.057	38.523	33.735	223.4
7	2'30.698	42.466	36.819	37.800	33.613	222.0
8	2'30.023	42.340	36.559	37.662	33.462	222.0
9	2'32.160 P	42.209	36.493	37.375	36.083	222.5
10	8'27.062	40.744	36.685	37.564	33.358	222.0
11	2'28.241	41.956	36.089	37.210	32.986	223.0
12	2'27.391	41.677	35.842	37.027	32.845	223.4

22nd	71	Dennis FOGGIA		CFMOTO Valresa Aspar		ITA
		Runs=1	Total laps=14	Full laps=13	Valid laps=12	
1	3'20.299	46.018	42.037	41.368	37.737	223.4
2	2'41.901	46.320	39.784	39.528	36.269	229.3
3	2'38.102	45.514	38.649	39.035	34.904	226.3
4	2'35.800	44.202	37.757	39.250	34.591	228.3
5	2'33.842	43.680	37.445	37.887	34.830	226.3
6	2'32.793	43.293	37.101	37.876	34.523	226.8
7	2'32.129	43.101	37.076	37.684	34.268	226.8
8	2'31.204	42.902	36.786	37.635	33.881	225.3
9	2'30.207	42.595	36.535	37.437	33.640	224.9
10	2'29.495	42.504	36.458	37.145	33.388	224.4
11	2'28.922	42.444	36.190	37.006	33.282	224.4
12	2'28.207	42.176	35.995	36.850	33.186	224.9
13	2'28.043 *	42.099	36.078 *	36.704	33.162 *	223.0
14	2'27.518	41.961	35.751	36.691	33.115	224.9

23rd	73	Valentin PERRONE		Red Bull KTM Tech3		ARG
		Runs=2	Total laps=13	Full laps=10	Valid laps=10	
1	3'18.340	49.419	42.752	42.484	37.549	222.0
2	2'41.920	47.721	38.883	39.710	35.606	227.3
3	2'37.647	44.946	38.258	39.248	35.195	224.9
4	2'36.204	44.486	37.604	39.444	34.670	227.8

Lap	Lap Time	T1	T2	T3	T4	Speed
5	2'33.126	43.820	36.976	38.227	34.103	226.8
6	2'32.086	43.102	37.073	37.820	34.091	225.3
7	2'31.436	42.919	36.922	37.942	33.653	228.3
8	2'30.189	42.595	36.431	37.713	33.450	225.3
9	2'32.289 P	42.400	36.341	37.387	36.161	224.4
10	5'36.078	40.026	36.805	37.761	33.659	223.0
11	2'29.419	42.288	36.532	37.288	33.311	223.4
12	2'28.165	42.050	36.001	37.016	33.098	227.3
13	2'27.620	41.837	35.865	36.858	33.060	224.4

24th	8	Eddie O'SHEA		GRYD - Mlav Racing		GBR
		Runs=1	Total laps=14	Full laps=13	Valid laps=11	
1	3'06.656	46.122	41.195	40.532	36.114	223.4
2	2'40.519	46.273	38.909	39.706	35.631	225.3
3	2'37.128	44.638	37.788	40.304	34.398	225.3
4	2'32.865	43.318	37.362	38.187	33.998	224.9
5	2'32.078	42.925	37.013	38.180	33.960	224.4
6	2'29.993	42.390	36.584	37.561	33.458	225.8
7	2'29.830	42.295	36.675	37.522	33.338	225.3
8	2'29.081	42.011	36.423	37.094	33.553	224.4
9	2'27.988	41.878	36.125	36.815	33.170	225.3
10	2'29.750 *	42.016	36.819 *	37.357	33.558	226.3
11	2'30.658	41.602	36.095	36.911	36.050	224.9
12	2'32.217 *	41.845 *	37.528	38.907	33.937	223.4
13	2'28.256	41.883	36.042	36.919	33.412	223.4
14	2'27.935	41.644	36.061	37.058	33.172	224.4

25th	21	Ruche MOODLEY		DENSSI Racing - BOE		RSA
		Runs=1	Total laps=14	Full laps=13	Valid laps=13	
1	3'14.727	48.600	42.314	41.824	42.543	213.5
2	2'41.937	47.466	38.956	40.167	35.348	221.5
3	2'36.487	44.891	37.631	38.887	35.078	220.2
4	2'35.187	44.506	37.268	38.420	34.993	222.0
5	2'35.679	44.451	37.812	38.536	34.880	221.5
6	2'36.770	44.440	37.317	40.079	34.934	215.2
7	2'34.332	43.818	37.447	38.001	35.066	221.5
8	2'33.457	44.011	37.176	37.706	34.564	223.0
9	2'33.120	43.548	37.352	37.928	34.292	223.9
10	2'31.376	43.549	36.617	37.225	33.985	222.5
11	2'30.843	43.172	36.606	37.263	33.802	222.0
12	2'36.097	44.932	38.842	38.638	33.685	223.9
13	2'29.974	42.611	36.325	37.055	33.983	222.5
14	2'29.051	42.390	36.303	36.789	33.569	222.0

26th	12	Jacob ROULSTONE		Red Bull KTM Tech3		AUS
		Runs=2	Total laps=13	Full laps=10	Valid laps=10	
1	3'12.949	47.789	41.698	41.275	38.900	221.1
2	2'41.865	47.477	39.052	39.442	35.894	226.3
3	2'37.355	44.911	37.638	39.300	35.506	223.9
4	2'40.539 P	44.080	37.465	40.897	38.097	224.9
5	5'08.936	48.399	38.074	38.600	34.612	225.3
6	2'34.362	43.925	37.524	38.157	34.756	230.3
7	2'32.928	43.440	37.295	37.803	34.390	228.3
8	2'31.714	43.234	36.819	37.726	33.935	224.9
9	2'31.028	42.873	36.497	37.913	33.745	223.9

Fastest Lap: Angel PIQUERAS SPA FRINSA - MT Helmets - MSI **2'23.298** 40.708 34.832 35.630 32.128

These data/results cannot be reproduced, stored and/or transmitted in whole or in part by any manner of electronic, mechanical, photocopying, recording, broadcasting or otherwise now known or herein after developed without the previous express consent by the copyright owner, except for reproduction in daily press and regular printed publications on sale to the public within 60 days of the event related to those data/results and always provided that copyright symbol appears together as follows below.

© DORNA, 2025

Official MotoGP Timing by TISSOT

www.motogp.com

Austin, Friday, March 28, 2025

Free Practice Nr. 1

Moto3™

Lap	Lap Time	T1	T2	T3	T4	Speed	Lap	Lap Time	T1	T2	T3	T4	Speed
10	2'30.354	42.551	36.399	37.494	33.910	224.4							
11	2'30.309	42.602	36.385	37.615	33.707	223.9							
12	2'30.173	42.622	36.402	37.406	33.743	223.0							
13	2'30.731	42.606	37.064	37.179	33.882	228.3							

Fastest Lap: Angel PIQUERAS	SPA	FRINSA - MT Helmets - MSI	2'23.298	40.708	34.832	35.630	32.128
------------------------------------	-----	---------------------------	-----------------	--------	--------	--------	--------

These data/results cannot be reproduced, stored and/or transmitted in whole or in part by any manner of electronic, mechanical, photocopying, recording, broadcasting or otherwise now known or herein after developed without the previous express consent by the copyright owner, except for reproduction in daily press and regular printed publications on sale to the public within 60 days of the event related to those data/results and always provided that copyright symbol appears together as follows below.

© DORNA, 2025

Official MotoGP Timing by  TISSOT

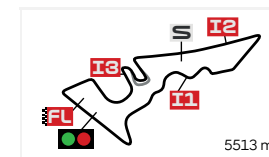
www.motogp.com

Austin, Friday, March 28, 2025

BEST PARTIAL TIMES

RED BULL GRAND PRIX OF THE AMERICAS

FREE PRACTICE NR. 1



Circuit Of The Americas

IT Ideal Lap Time, sum of the best partial times

BT Best Lap Time

Pos	T1			T2			T3			T4			Pos	Rider	IT	BT	
	Rider	Time	Rider	Time	Rider	Time	Rider	Time	Rider	Time							
1	J.RUEDA	40.647	A.PIQUERAS	34.832	A.PIQUERAS	35.630	M.BERTELLE	32.028	1	A.PIQUERAS	2'23.298	2'23.298	(1)				
2	A.PIQUERAS	40.708	M.BERTELLE	34.884	D.MUÑOZ	35.875	A.PIQUERAS	32.128	2	M.BERTELLE	2'23.870	2'24.169	(3)				
3	G.PINI	41.009	J.RUEDA	34.955	M.BERTELLE	35.929	J.RUEDA	32.128	3	J.RUEDA	2'23.986	2'24.107	(2)				
4	M.BERTELLE	41.029	D.ALMANSA	35.031	D.ALMANSA	35.931	S.OGDEN	32.256	4	D.ALMANSA	2'24.414	2'24.521	(4)				
5	D.ALMANSA	41.059	G.PINI	35.113	G.PINI	36.042	C.BUCHANAN	32.387	5	G.PINI	2'24.683	2'24.690	(5)				
6	A.FERNANDEZ	41.159	M.QUILES	35.173	A.CRUCES	36.155	D.ALMANSA	32.393	6	D.MUÑOZ	2'24.988	2'25.031	(6)				
7	A.CARPE	41.187	S.OGDEN	35.189	A.FERNANDEZ	36.170	J.ROSENTHALER	32.505	7	S.OGDEN	2'25.076	2'25.195	(7)				
8	R.YAMANAKA	41.203	J.KELSO	35.228	L.LUNETTA	36.180	A.CARPE	32.514	8	A.FERNANDEZ	2'25.250	2'25.250	(8)				
9	L.LUNETTA	41.277	D.MUÑOZ	35.248	J.RUEDA	36.256	G.PINI	32.519	9	A.CARPE	2'25.443	2'25.810	(14)				
10	C.BUCHANAN	41.294	A.FERNANDEZ	35.347	A.CARPE	36.278	D.MUÑOZ	32.521	10	L.LUNETTA	2'25.530	2'25.699	(11)				
11	S.OGDEN	41.296	L.LUNETTA	35.371	S.OGDEN	36.335	M.QUILES	32.522	11	J.KELSO	2'25.597	2'25.597	(9)				
12	D.MUÑOZ	41.344	A.CRUCES	35.434	J.KELSO	36.335	J.KELSO	32.534	12	A.CRUCES	2'25.648	2'25.648	(10)				
13	A.CRUCES	41.464	A.CARPE	35.464	R.ROSSI	36.347	A.FERNANDEZ	32.574	13	M.QUILES	2'25.742	2'25.742	(12)				
14	T.FURUSATO	41.465	R.ROSSI	35.491	R.YAMANAKA	36.357	A.CRUCES	32.595	14	C.BUCHANAN	2'25.772	2'25.780	(13)				
15	M.QUILES	41.469	T.FURUSATO	35.563	T.BUASRI	36.380	L.LUNETTA	32.702	15	R.YAMANAKA	2'26.019	2'26.278	(15)				
16	J.KELSO	41.500	C.BUCHANAN	35.630	C.BUCHANAN	36.461	R.ROSSI	32.803	16	R.ROSSI	2'26.325	2'26.325	(16)				
17	E.O'SHEA	41.602	R.YAMANAKA	35.633	M.QUILES	36.578	R.YAMANAKA	32.826	17	T.FURUSATO	2'26.567	2'26.688	(18)				
18	N.CARRARO	41.605	J.ROSENTHALE	35.667	N.CARRARO	36.662	S.NEPA	32.845	18	J.ROSENTHALER	2'26.650	2'26.685	(17)				
19	J.ROSENTHALER	41.606	N.CARRARO	35.687	T.FURUSATO	36.686	T.FURUSATO	32.853	19	N.CARRARO	2'26.952	2'27.043	(19)				
20	S.NEPA	41.677	D.FOGGIA	35.751	D.FOGGIA	36.691	N.CARRARO	32.998	20	T.BUASRI	2'27.162	2'27.175	(20)				
21	R.ROSSI	41.684	T.BUASRI	35.794	R.MOODLEY	36.789	T.BUASRI	33.027	21	S.NEPA	2'27.391	2'27.391	(21)				
22	V.PERRONE	41.837	S.NEPA	35.842	E.O'SHEA	36.815	V.PERRONE	33.060	22	D.FOGGIA	2'27.518	2'27.518	(22)				
23	T.BUASRI	41.961	V.PERRONE	35.865	V.PERRONE	36.858	D.FOGGIA	33.115	23	V.PERRONE	2'27.620	2'27.620	(23)				
24	D.FOGGIA	41.961	E.O'SHEA	36.042	J.ROSENTHALE	36.872	E.O'SHEA	33.170	24	E.O'SHEA	2'27.629	2'27.935	(24)				
25	R.MOODLEY	42.390	R.MOODLEY	36.303	S.NEPA	37.027	R.MOODLEY	33.569	25	R.MOODLEY	2'29.051	2'29.051	(25)				

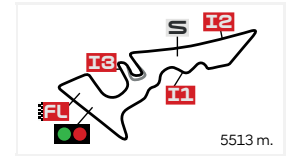
These data/results cannot be reproduced, stored and/or transmitted in whole or in part by any manner of electronic, mechanical, photocopying, recording, broadcasting or otherwise now known or herein after developed without the previous express consent by the copyright owner, except for reproduction in daily press and regular printed publications on sale to the public within 60 days of the event related to those data/results and always provided that copyright symbol appears together as follows below.

© DORNA, 2025

BEST PARTIAL TIMES

RED BULL GRAND PRIX OF THE AMERICAS

FREE PRACTICE NR. 1



Circuit Of The Americas

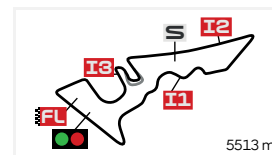
IT Ideal Lap Time, sum of the best partial times

BT Best Lap Time

Pos	T1		T2		T3		T4		Pos	Rider	IT	BT
	Rider	Time	Rider	Time	Rider	Time	Rider	Time				
26	J.ROULSTONE	42.551	J.ROULSTONE	36.385	J.ROULSTONE	37.179	J.ROULSTONE	33.707	26	J.ROULSTONE	2'29.822	2'30.173 (26)

These data/results cannot be reproduced, stored and/or transmitted in whole or in part by any manner of electronic, mechanical, photocopying, recording, broadcasting or otherwise now known or herein after developed without the previous express consent by the copyright owner, except for reproduction in daily press and regular printed publications on sale to the public within 60 days of the event related to those data/results and always provided that copyright symbol appears together as follows below.

© DORNA, 2025



Circuit Of The Americas

FASTEST LAPS SEQUENCE

RED BULL GRAND PRIX OF THE AMERICAS

FREE PRACTICE NR. 1

Practice Time	#	Rider	Nation	Motorcycle	Time	Km/h	Rider's Lap
5'40.251	11	Adrián CRUCES	SPA	KTM	2'40.152	123.9	2
5'43.103	99	Jose Antonio RUEDA	SPA	KTM	2'37.755	125.8	2
5'51.721	36	Angel PIQUERAS	SPA	KTM	2'35.090	127.9	2
5'54.837	22	David ALMANSA	SPA	HONDA	2'34.499	128.4	2
6'08.562	14	Cormac BUCHANAN	NZE	KTM	2'34.235	128.6	2
8'21.687	36	Angel PIQUERAS	SPA	KTM	2'29.966	132.3	3
8'24.051	22	David ALMANSA	SPA	HONDA	2'29.214	133.0	3
10'52.273	22	David ALMANSA	SPA	HONDA	2'28.222	133.8	4
13'20.787	36	Angel PIQUERAS	SPA	KTM	2'27.863	134.2	5
13'34.650	64	David MUÑOZ	SPA	KTM	2'27.533	134.5	5
15'47.312	36	Angel PIQUERAS	SPA	KTM	2'26.525	135.4	6
18'13.438	22	David ALMANSA	SPA	HONDA	2'25.975	135.9	7
19'26.383	18	Matteo BERTELLE	ITA	KTM	2'25.313	136.5	5
21'51.220	18	Matteo BERTELLE	ITA	KTM	2'24.837	137.0	6
26'40.404	18	Matteo BERTELLE	ITA	KTM	2'24.323	137.5	8
32'49.872	99	Jose Antonio RUEDA	SPA	KTM	2'24.315	137.5	13
34'24.888	18	Matteo BERTELLE	ITA	KTM	2'24.195	137.6	11
35'13.979	99	Jose Antonio RUEDA	SPA	KTM	2'24.107	137.7	14
35'38.198	36	Angel PIQUERAS	SPA	KTM	2'23.298	138.5	11

These data/results cannot be reproduced, stored and/or transmitted in whole or in part by any manner of electronic, mechanical, photocopying, recording, broadcasting or otherwise now known or herein after developed without the previous express consent by the copyright owner, except for reproduction in daily press and regular printed publications on sale to the public within 60 days of the event related to those data/results and always provided that copyright symbol appears together as follows below.

© DORNA, 2025

Official MotoGP Timing by www.motogp.com

Austin, Friday, March 28, 2025