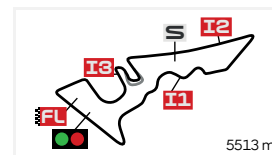


CLASSIFICATION AFTER 16 LAPS = 88.208 KM

RED BULL GRAND PRIX OF THE AMERICAS

RACE



Circuit Of The Americas

Pos	Pts	#	Rider	Nation	Team	Motorcycle	Total Time	Km/h	Gap
1	25	96	Jake DIXON	GBR	ELF Marc VDS Racing Team	BOSCOSCURO	37'24.220	141.4	
2	20	14	Tony ARBOLINO	ITA	BLU CRU Pramac Yamaha Moto2	BOSCOSCURO	37'28.368	141.2	4.148
3	16	21	Alonso LOPEZ	SPA	Team HDR Heidrun	BOSCOSCURO	37'36.905	140.7	12.685
4	13	44	Aron CANET	SPA	Fantic Racing LINO SONEGO	KALEX	37'52.595	139.7	28.375
5	11	28	Izan GUEVARA	SPA	BLU CRU Pramac Yamaha Moto2	BOSCOSCURO	37'54.510	139.6	30.290
6	10	4	Ivan ORTOLA	SPA	QJMOTOR - FRINSA - MSI	BOSCOSCURO	37'56.136	139.5	31.916
7	9	7	Barry BALTUS	BEL	Fantic Racing LINO SONEGO	KALEX	37'56.860	139.4	32.640
8	8	27	Daniel HOLGADO	SPA	CFMOTO Power Electronics Aspar Team	KALEX	37'56.905	139.4	32.685
9	7	64	Mario AJI	INA	Idemitsu Honda Team Asia	KALEX	37'57.686	139.4	33.466
10	6	95	Collin VEIJER	NED	Red Bull KTM Ajo	KALEX	37'59.649	139.2	35.429
11	5	24	Marcos RAMIREZ	SPA	OnlyFans American Racing Team	KALEX	38'00.944	139.2	36.724
12	4	66	Oscar GUTIERREZ	SPA	QJMOTOR - FRINSA - MSI	BOSCOSCURO	38'04.196	139.0	39.976
13	3	84	Zonta VD GOORBERGH	NED	RW-Idrofoglia Racing GP	KALEX	38'07.309	138.8	43.089
14	2	80	David ALONSO	COL	CFMOTO Power Electronics Aspar Team	KALEX	38'07.359	138.8	43.139
15	1	11	Alex ESCRIG	SPA	KLINT Forward Factory Team	FORWARD	38'08.610	138.7	44.390
16		99	Adrian HUERTAS	SPA	Italtrans Racing Team	KALEX	38'17.566	138.2	53.346
17		92	Yuki KUNII	JPN	Idemitsu Honda Team Asia	KALEX	38'19.415	138.0	55.195
18		9	Jorge NAVARRO	SPA	KLINT Forward Factory Team	FORWARD	38'25.384	137.7	1'01.164
19		71	Ayumu SASAKI	JPN	RW - Idrofoglia Racing GP	KALEX	38'36.338	137.0	1'12.118
20		13	Celestino VIETTI	ITA	Team HDR Heidrun	BOSCOSCURO	39'25.613	134.2	2'01.393
21		10	Diogo MOREIRA	BRA	Italtrans Racing Team	KALEX	38'22.770	129.2	1 lap
22		18	Manuel GONZALEZ	SPA	LIQUI MOLY Dynavolt Intact GP	KALEX	38'23.311	129.2	1 lap
23		81	Senna AGIUS	AUS	LIQUI MOLY Dynavolt Intact GP	KALEX	38'24.182	129.2	1 lap
24		75	Albert ARENAS	SPA	ITALJET Gresini Moto2	KALEX	38'25.418	129.1	1 lap
25		16	Joe ROBERTS	USA	OnlyFans American Racing Team	KALEX	38'38.708	128.3	1 lap
Not classified									
		53	Deniz ÖNCÜ	TUR	Red Bull KTM Ajo	KALEX	28'34.735	138.8	4 laps
		12	Filip SALAC	CZE	ELF Marc VDS Racing Team	BOSCOSCURO	14'18.952	115.5	11 laps

The results are provisional until the end of the limit for protest and appeals.

Time limit for protest expires 60' after publication of the results - **Beth MILLER** Time: **13:09**

These data/results cannot be reproduced, stored and/or transmitted in whole or in part by any manner of electronic, mechanical, photocopying, recording, broadcasting or otherwise now known or herein after developed without the previous express consent by the copyright owner, except for reproduction in daily press and regular printed publications on sale to the public within 60 days of the event related to those data/results and always provided that copyright symbol appears together as follows below.

© DORNA, 2025

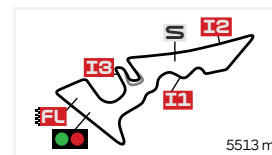
Official MotoGP Timing by

www.motogp.com

Austin, Sunday, March 30, 2025

CLASSIFICATION AFTER 16 LAPS = 88.208 KM

RED BULL GRAND PRIX OF THE AMERICAS RACE



Circuit Of The Americas

Pos Pts # Rider Nation Team Motorcycle Total Time Km/h Gap

Race condition: **Wet**
 Air: 22°
 Humidity: 87%
 Ground: 26°

Pole Position:		Jake DIXON	2'07.432	155.7 Km/h
Fastest Lap:	Lap 15	Manuel GONZALEZ	2'15.397	146.5 Km/h
Best Race Lap:	2024	Alonso LOPEZ	2'08.210	154.7 Km/h
All-Time Lap Record:	2025	Manuel GONZALEZ	2'07.355	155.8 Km/h

12:00'02

12:06'55

12:07'14

12:15'00

12:18'42

12:21'06

12:21'17 **Adrian HUERTAS**

12:23'43 **Adrian HUERTAS**

12:33'00 Filip SALAC

12:48'19 Deniz ÖNCÜ

12:53'22 Celestino VIETTI

12:53'33 Celestino VIETTI

12:53'45 Celestino VIETTI

12:54'47 Celestino VIETTI

SIGHTING LAP START

All bikes on grid

Race declared wet

WARM UP LAP START

RACE START

No jump starts

long lap penalty

long lap penalty - COMPLETED

entered pits and retired

crashed out - Rider OK

crashed out - Rider OK

re-joined race

crashed out - Rider OK

re-joined race

The results are provisional until the end of the limit for protest and appeals.

Time limit for protest expires 60' after publication of the results - **Beth MILLER** Time: **13:09**

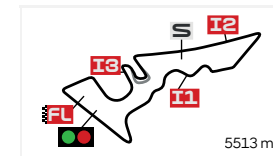
These data/results cannot be reproduced, stored and/or transmitted in whole or in part by any manner of electronic, mechanical, photocopying, recording, broadcasting or otherwise now known or herein after developed without the previous express consent by the copyright owner, except for reproduction in daily press and regular printed publications on sale to the public within 60 days of the event related to those data/results and always provided that copyright symbol appears together as follows below.

© DORNA, 2025

Official MotoGP Timing by **TISSOT**

www.motogp.com

Austin, Sunday, March 30, 2025



Circuit Of The Americas

WORLD CHAMPIONSHIP CLASSIFICATION

RED BULL GRAND PRIX OF THE AMERICAS

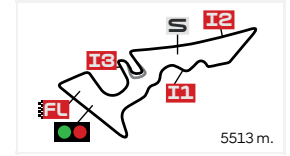
Rider	Nation	Points	Leader	Previous	THA	ARG	AME	QAT	SPA	FRA	GBR	ARA	ITA	NED	GER	CZE	AUT	HUN	CAT	RSM	JPN	INA	AUS	MAL	POR	VAL
1 DIXON Jake	GBR	59			9	25	25																			
2 CANET Aron	SPA	46	13	13	20	13	13																			
3 GONZALEZ Manuel	SPA	45	14	1	25	20	0																			
4 LOPEZ Alonso	SPA	30	29	15	6	8	16																			
5 ARBOLINO Tony	ITA	28	31	2	3	5	20																			
6 RAMIREZ Marcos	SPA	27	32	1	11	11	5																			
7 BALTUS Barry	BEL	23	36	4	10	4	9																			
8 HOLGADO Daniel	SPA	23	36	0	8	7	8																			
9 AGIUS Senna	AUS	19	40	4	16	3	0																			
10 VIETTI Celestino	ITA	16	43	3	-	16	0																			
11 MOREIRA Dioqo	BRA	13	46	3	13	-	0																			
12 GUEVARA Izan	SPA	12	47	1	0	1	11																			
13 ARENAS Albert	SPA	11	48	1	5	6	0																			
14 BINDER Darryn	RSA	10	49	1	0	10	-																			
15 ORTOLA Ivan	SPA	10	49	0	0	0	10																			
16 ESCRIG Alex	SPA	10	49	0	-	9	1																			
17 AJI Mario	INA	8	51	2	1	-	7																			
18 SALAC Filip	CZE	7	52	1	7	-	-																			
19 VEIJER Collin	NED	6	53	1	0	0	6																			
20 ÖNCÜ Deniz	TUR	6	53	0	4	2	-																			
21 GUTIERREZ Oscar	SPA	4	55	2	0	0	4																			

These data/results cannot be reproduced, stored and/or transmitted in whole or in part by any manner of electronic, mechanical, photocopying, recording, broadcasting or otherwise now known or herein after developed without the previous express consent by the copyright owner, except for reproduction in daily press and regular printed publications on sale to the public within 60 days of the event related to those data/results and always provided that copyright symbol appears together as follows below.

© DORNA, 2025

WORLD CHAMPIONSHIP CLASSIFICATION

RED BULL GRAND PRIX OF THE AMERICAS



Circuit Of The Americas

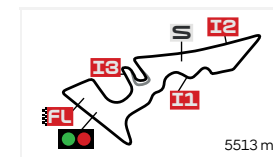
Rider	Nation	Points	Leader	Previous	THA	ARG	AME	QAT	SPA	FRA	GBR	ARA	ITA	NED	GER	CZE	AUT	HUN	CAT	RSM	JPN	INA	AUS	MAL	POR	VAL
22 VD GOORBERGH Zonta	NED	3	56	1	0	0	3																			
23 HUERTAS Adrian	SPA	2	57	1	2	-	0																			
24 ALONSO David	COL	2	57	0	0	0	2																			
25 ROBERTS Joe	USA	0	59	2	0	0	0																			
26 KUNII Yuki	JPN	0	59	0	0	0	0																			
27 SASAKI Ayumu	JPN	0	59	0	0	0	0																			
28 NAVARRO Jorge	SPA	0	59	0	-	0	0																			

These data/results cannot be reproduced, stored and/or transmitted in whole or in part by any manner of electronic, mechanical, photocopying, recording, broadcasting or otherwise now known or herein after developed without the previous express consent by the copyright owner, except for reproduction in daily press and regular printed publications on sale to the public within 60 days of the event related to those data/results and always provided that copyright symbol appears together as follows below.

© DORNA, 2025

WORLD CHAMPIONSHIP CLASSIFICATION

RED BULL GRAND PRIX OF THE AMERICAS



Circuit Of The Americas

Constructor	Points	Leader	Previous	THA	ARG	AME	QAT	SPA	FRA	GBR	ARA	ITA	NED	GER	CZE	AUT	HUN	CAT	RSM	JPN	INA	AUS	MAL	POR	VAL
1 BOSCOSCURO	59			9	25	25																			
2 KALEX	58	1	1	25	20	13																			
3 FORWARD	10	49	48	-	9	1																			

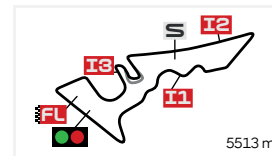
Team	Points	Leader	Previous	THA	ARG	AME	QAT	SPA	FRA	GBR	ARA	ITA	NED	GER	CZE	AUT	HUN	CAT	RSM	JPN	INA	AUS	MAL	POR	VAL
1 Fantic Racing LINO SONEGO	69			30	17	22																			
2 ELF Marc VDS Racing Team	66	3	3	16	25	25																			
3 LIQUI MOLY Dynavolt Intact GP	64	5	2	41	23	-																			
4 Team HDR Heidrun	46	23	18	6	24	16																			
5 BLU CRU Pramac Yamaha Moto2	40	29	6	3	6	31																			
6 OnlyFans American Racing Team	27	42	13	11	11	5																			
7 CFMOTO Power Electronics Aspar Team	25	44	2	8	7	10																			
8 ITALJET Gresini Moto2	21	48	4	5	16	-																			
9 Italtrans Racing Team	15	54	6	15	-	-																			
10 QJMOTOR - FRINSA - MSI	14	55	1	-	-	14																			
11 Red Bull KTM Ajo	12	57	2	4	2	6																			
12 KLINT Forward Factory Team	10	59	2	-	9	1																			
13 IDEMITSU Honda Team Asia	8	61	2	1	-	7																			
14 RW-Idrofoglia Racing GP	3	66	5	-	-	3																			

These data/results cannot be reproduced, stored and/or transmitted in whole or in part by any manner of electronic, mechanical, photocopying, recording, broadcasting or otherwise now known or herein after developed without the previous express consent by the copyright owner, except for reproduction in daily press and regular printed publications on sale to the public within 60 days of the event related to those data/results and always provided that copyright symbol appears together as follows below.

© DORNA, 2025

LAP CHART

RED BULL GRAND PRIX OF THE AMERICAS RACE



Circuit Of The Americas

Pos	1	2	3	4	5	6	7	8	9	10	11	12	13	14	15	16	17	18	19	20	21	22	23	24	25	26	27
Grid	96	18	7	84	44	80	14	24	12	53	21	64	27	11	81	66	92	13	16	75	10	9	4	71	95	28	99
1	96	7	21	14	44	84	53	64	27	24	13	11	4	28	66	80	95	71	92	99	9	81	18	10	12	75	16
2	96	21	7	14	44	84	53	27	64	13	4	28	24	66	11	80	95	92	71	9	99	81	18	10	75	16	12
3	96	21	14	7	44	53	84	27	13	64	4	28	66	24	11	95	92	80	9	71	99	81	18	10	16	75	12
4	96	21	14	7	44	27	13	53	4	64	84	28	66	24	95	11	80	92	9	71	99	81	18	10	16	75	12
5	96	21	14	7	44	13	27	53	4	64	84	28	66	24	95	11	80	92	9	99	71	81	18	10	75	16	12
6	96	14	21	44	7	13	27	4	64	53	28	84	66	24	95	80	11	92	9	99	71	81	18	10	75	16	12
7	96	14	21	13	7	44	27	4	64	53	28	84	66	95	24	80	11	92	9	99	71	81	10	18	75	16	12
8	96	14	21	13	7	44	27	4	64	28	53	66	84	95	24	80	11	92	9	99	71	10	81	75	18	16	12
9	96	14	21	13	7	44	27	4	64	28	53	66	95	84	24	11	80	92	9	99	71	10	81	75	18	16	12
10	96	14	21	13	7	44	27	4	64	28	53	95	66	84	24	11	80	92	99	9	71	10	81	75	18	16	12
L a p s 11	96	14	21	13	7	44	27	4	28	64	53	95	66	24	84	11	80	92	99	9	71	10	81	75	18	16	12
12	96	14	21	13	44	7	27	4	28	64	53	95	24	66	84	11	80	92	99	9	71	10	81	75	18	16	12
13	96	14	21	13	44	7	27	28	4	64	95	24	66	84	11	80	99	92	9	71	10	81	18	75	16	12	
14	96	14	21	13	44	28	7	27	4	64	95	24	66	84	11	80	99	92	9	71	10	81	18	75	16	12	
15	96	14	21	44	28	7	4	27	64	95	24	66	84	11	80	99	92	9	71	13	10	18	81	75	16	12	
16	96	14	21	44	28	4	7	27	64	95	24	66	84	80	11	99	92	9	71	13	10	18	81	75	16	12	

Winner Lapped rider

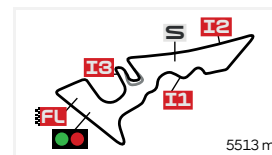
These data/results cannot be reproduced, stored and/or transmitted in whole or in part by any manner of electronic, mechanical, photocopying, recording, broadcasting or otherwise now known or herein after developed without the previous express consent by the copyright owner, except for reproduction in daily press and regular printed publications on sale to the public within 60 days of the event related to those data/results and always provided that copyright symbol appears together as follows below.

© DORNA, 2025

Official MotoGP Timing by TISSOT

www.motogp.com

Austin, Sunday, March 30, 2025



Circuit Of The Americas

FASTEST LAP OF EACH RIDER

RED BULL GRAND PRIX OF THE AMERICAS RACE

#	Rider	Nation	Team	Motorcycle	Time	Lap Total	Gap
1	18 Manuel GONZALEZ	SPA	LIQUI MOLY Dynavolt Intact GP	KALEX	2'15.397	15 15	
2	81 Senna AGIUS	AUS	LIQUI MOLY Dynavolt Intact GP	KALEX	2'16.780	15 15	1.383 1.383
3	75 Albert ARENAS	SPA	ITALJET Gresini Moto2	KALEX	2'16.900	15 15	1.503 0.120
4	10 Diogo MOREIRA	BRA	Italtrans Racing Team	KALEX	2'17.034	15 15	1.637 0.134
5	16 Joe ROBERTS	USA	OnlyFans American Racing Team	KALEX	2'17.372	15 15	1.975 0.338
6	13 Celestino VIETTI	ITA	Team HDR Heidrun	BOSCOSCURO	2'18.447	14 16	3.050 1.075
7	14 Tony ARBOLINO	ITA	BLU CRU Pramac Yamaha Moto2	BOSCOSCURO	2'18.602	16 16	3.205 0.155
8	96 Jake DIXON	GBR	ELF Marc VDS Racing Team	BOSCOSCURO	2'18.617	15 16	3.220 0.015
9	21 Alonso LOPEZ	SPA	Team HDR Heidrun	BOSCOSCURO	2'19.183	15 16	3.786 0.566
10	24 Marcos RAMIREZ	SPA	OnlyFans American Racing Team	KALEX	2'19.505	16 16	4.108 0.322
11	80 David ALONSO	COL	CFMOTO Power Electronics Aspar Tea	KALEX	2'19.621	16 16	4.224 0.116
12	44 Aron CANET	SPA	Fantic Racing LINO SONEGO	KALEX	2'19.943	15 16	4.546 0.322
13	95 Collin VEIJER	NED	Red Bull KTM Ajo	KALEX	2'20.164	16 16	4.767 0.221
14	11 Alex ESCRIG	SPA	KLINT Forward Factory Team	FORWARD	2'20.206	15 16	4.809 0.042
15	28 Izan GUEVARA	SPA	BLU CRU Pramac Yamaha Moto2	BOSCOSCURO	2'20.207	15 16	4.810 0.001
16	99 Adrian HUERTAS	SPA	Italtrans Racing Team	KALEX	2'20.459	16 16	5.062 0.252
17	4 Ivan ORTOLA	SPA	QJMOTOR - FRINSA - MSI	BOSCOSCURO	2'20.580	16 16	5.183 0.121
18	66 Oscar GUTIERREZ	SPA	QJMOTOR - FRINSA - MSI	BOSCOSCURO	2'20.644	14 16	5.247 0.064
19	64 Mario AJI	INA	Idemitsu Honda Team Asia	KALEX	2'20.840	14 16	5.443 0.196
20	84 Zonta VD GOORBERGH	NED	RW-Idrofoglia Racing GP	KALEX	2'20.844	16 16	5.447 0.004
21	27 Daniel HOLGADO	SPA	CFMOTO Power Electronics Aspar Tea	KALEX	2'21.043	13 16	5.646 0.199
22	53 Deniz ÖNCÜ	TUR	Red Bull KTM Ajo	KALEX	2'21.081	12 12	5.684 0.038
23	7 Barry BALTUS	BEL	Fantic Racing LINO SONEGO	KALEX	2'21.213	15 16	5.816 0.132
24	92 Yuki KUNII	JPN	Idemitsu Honda Team Asia	KALEX	2'21.295	15 16	5.898 0.082
25	71 Ayumu SASAKI	JPN	RW - Idrofoglia Racing GP	KALEX	2'21.915	14 16	6.518 0.620
26	9 Jorge NAVARRO	SPA	KLINT Forward Factory Team	FORWARD	2'22.156	14 16	6.759 0.241
27	12 Filip SALAC	CZE	ELF Marc VDS Racing Team	BOSCOSCURO	2'50.211	2 5	34.814 28.055

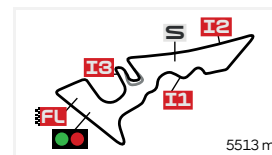
These data/results cannot be reproduced, stored and/or transmitted in whole or in part by any manner of electronic, mechanical, photocopying, recording, broadcasting or otherwise now known or herein after developed without the previous express consent by the copyright owner, except for reproduction in daily press and regular printed publications on sale to the public within 60 days of the event related to those data/results and always provided that copyright symbol appears together as follows below.

© DORNA, 2025

Official MotoGP Timing by

www.motogp.com

Austin, Sunday, March 30, 2025



Circuit Of The Americas

EVENT BEST MAXIMUM SPEED

RED BULL GRAND PRIX OF THE AMERICAS

RACE

#	Rider	Nation	Team	Motorcycle	Km/h	
21	Alonso LOPEZ	SPA	Team HDR Heidrun	BOSCOSCURO	282.7	Free Practice Nr. 2
80	David ALONSO	COL	CFMOTO Power Electronics Aspar Team	KALEX	282.7	Qualifying Nr. 2
14	Tony ARBOLINO	ITA	BLU CRU Pramac Yamaha Moto2	BOSCOSCURO	282.0	Free Practice Nr. 2
53	Deniz ÖNCÜ	TUR	Red Bull KTM Ajo	KALEX	281.2	Free Practice Nr. 2
96	Jake DIXON	GBR	ELF Marc VDS Racing Team	BOSCOSCURO	279.7	Free Practice Nr. 2
18	Manuel GONZALEZ	SPA	LIQUI MOLY Dynavolt Intact GP	KALEX	279.7	Race
81	Senna AGIUS	AUS	LIQUI MOLY Dynavolt Intact GP	KALEX	279.7	Race
95	Collin VEIJER	NED	Red Bull KTM Ajo	KALEX	279.0	Race
28	Izan GUEVARA	SPA	BLU CRU Pramac Yamaha Moto2	BOSCOSCURO	279.0	Free Practice Nr. 2
27	Daniel HOLGADO	SPA	CFMOTO Power Electronics Aspar Team	KALEX	278.3	Qualifying Nr. 2
4	Ivan ORTOLA	SPA	QJMOTOR - FRINSA - MSI	BOSCOSCURO	278.3	Free Practice Nr. 2
75	Albert ARENAS	SPA	ITALJET Gresini Moto2	KALEX	278.3	Race
7	Barry BALTUS	BEL	Fantic Racing LINO SONEGO	KALEX	277.5	Free Practice Nr. 2
71	Ayumu SASAKI	JPN	RW - Idrofoglia Racing GP	KALEX	277.5	Free Practice Nr. 2
24	Marcos RAMIREZ	SPA	OnlyFans American Racing Team	KALEX	276.8	Qualifying Nr. 2
66	Oscar GUTIERREZ	SPA	QJMOTOR - FRINSA - MSI	BOSCOSCURO	276.8	Qualifying Nr. 2
12	Filip SALAC	CZE	ELF Marc VDS Racing Team	BOSCOSCURO	276.8	Free Practice Nr. 2
13	Celestino VIETTI	ITA	Team HDR Heidrun	BOSCOSCURO	276.8	Free Practice Nr. 2
11	Alex ESCRIG	SPA	KLINT Forward Factory Team	FORWARD	276.1	Free Practice Nr. 2
99	Adrian HUERTAS	SPA	Italtrans Racing Team	KALEX	276.1	Race
10	Diogo MOREIRA	BRA	Italtrans Racing Team	KALEX	276.1	Race
92	Yuki KUNII	JPN	Idemitsu Honda Team Asia	KALEX	275.4	Qualifying Nr. 2
84	Zonta VD GOORBERGH	NED	RW-Idrofoglia Racing GP	KALEX	275.4	Race
15	Darryn BINDER	RSA	ITALJET Gresini Moto2	KALEX	274.6	Free Practice Nr. 2
44	Aron CANET	SPA	Fantic Racing LINO SONEGO	KALEX	274.6	Free Practice Nr. 2
9	Jorge NAVARRO	SPA	KLINT Forward Factory Team	FORWARD	274.6	Free Practice Nr. 2
64	Mario AJI	INA	Idemitsu Honda Team Asia	KALEX	273.9	Race
16	Joe ROBERTS	USA	OnlyFans American Racing Team	KALEX	273.2	Race

These data/results cannot be reproduced, stored and/or transmitted in whole or in part by any manner of electronic, mechanical, photocopying, recording, broadcasting or otherwise now known or herein after developed without the previous express consent by the copyright owner, except for reproduction in daily press and regular printed publications on sale to the public within 60 days of the event related to those data/results and always provided that copyright symbol appears together as follows below.

© DORNA, 2025

Official MotoGP Timing by

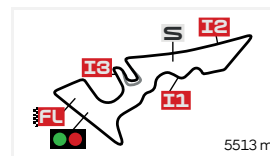
www.motogp.com

Austin, Sunday, March 30, 2025

CHRONOLOGICAL ANALYSIS OF PERFORMANCES

RED BULL GRAND PRIX OF THE AMERICAS

RACE



Circuit Of The Americas

* Lap / Sector time cancelled
P Crossing the finish line in pit lane

T1 Time from finish line to 1st intermediate
T2 Time from 1st intermed. to 2nd intermed.

T3 Time from 2nd intermed. to 3rd intermed.
T4 Time from 3rd intermediate to finish line

Lap	Lap Time	T1	T2	T3	T4	Speed	Lap	Lap Time	T1	T2	T3	T4	Speed		
1st	96	Jake DIXON					ELF Marc VDS Racing Te	GBR	4	2'21.826	39.910	34.695	35.127	32.094	271.1
		Runs=1	Total laps=16	Full laps=15	Valid laps=15			5	2'21.861	40.172	34.602	34.946	32.141	271.8	
1	2'23.360	40.115	35.411	35.371	32.463	267.7	6	2'22.382	40.253	34.572	35.142	32.415	274.6		
2	2'21.404	39.940	34.751	34.677	32.036	267.7	7	2'21.833	40.321	34.652	34.860	32.000	273.9		
3	2'21.030	40.032	34.436	34.521	32.041	268.3	8	2'20.833	40.143	34.528	34.446	31.716	275.4		
4	2'20.687	39.848	34.307	34.560	31.972	269.0	9	2'20.914	40.311	34.435	34.524	31.644	273.2		
5	2'21.573	39.666	34.390	35.604	31.913	269.0	10	2'20.218	39.962	34.337	34.375	31.544	272.5		
6	2'20.534	39.611	34.299	34.608	32.016	269.7	11	2'19.832	40.094	34.300	34.056	31.382	272.5		
7	2'20.369	39.699	34.604	34.298	31.768	271.1	12	2'19.982	39.953	34.318	34.173	31.538	273.2		
8	2'20.391	40.564	34.127	34.019	31.681	270.4	13	2'19.902	39.787	34.387	34.174	31.554	273.2		
9	2'19.806	39.680	34.432	33.960	31.734	271.1	14	2'19.502	39.726	34.352	34.014	31.410	273.2		
10	2'19.532	39.804	34.435	33.796	31.497	270.4	15	2'19.183	39.702	34.033	33.859	31.589	272.5		
11	2'19.125	39.689	34.250	33.738	31.448	271.1	16	2'20.822	39.936	34.371	34.547	31.968	271.8		
12	2'19.421	39.658	34.408	33.807	31.548	271.1									
13	2'19.248	39.682	34.454	33.843	31.269	271.8									
14	2'19.149	39.643	34.346	33.826	31.334	271.1									
15	2'18.617	39.180	34.367	33.715	31.355	271.8									
16	2'19.974	39.475	34.408	34.190	31.901	271.1									
4th	44	Aron CANET					Fantic Racing LINO SO	SPA	1	2'25.466	41.596	35.561	35.768	32.541	270.4
		Runs=1	Total laps=16	Full laps=15	Valid laps=15			2	2'23.269	40.423	34.804	35.430	32.612	267.7	
1	2'25.466	41.596	35.561	35.768	32.541	270.4	3	2'22.638	40.169	34.610	35.366	32.493	268.3		
2	2'23.269	40.423	34.804	35.430	32.612	267.7	4	2'23.091	40.288	35.041	35.385	32.377	268.3		
3	2'22.638	40.169	34.610	35.366	32.493	268.3	5	2'22.157	40.109	34.738	35.017	32.293	269.0		
4	2'23.091	40.288	35.041	35.385	32.377	268.3	6	2'21.861	39.900	34.536	34.985	32.440	271.8		
5	2'22.157	40.109	34.738	35.017	32.293	269.0	7	2'22.879	40.223	35.225	35.086	32.345	270.4		
6	2'21.861	39.900	34.536	34.985	32.440	271.8	8	2'22.967	40.762	35.266	34.841	32.098	270.4		
7	2'22.879	40.223	35.225	35.086	32.345	270.4	9	2'22.366	40.871	34.907	34.534	32.054	269.7		
8	2'22.967	40.762	35.266	34.841	32.098	270.4	10	2'21.271	40.181	34.776	34.499	31.815	269.7		
9	2'22.366	40.871	34.907	34.534	32.054	269.7	11	2'21.398	40.372	34.789	34.369	31.868	270.4		
10	2'21.271	40.181	34.776	34.499	31.815	269.7	12	2'21.335	40.178	35.013	34.134	32.010	272.5		
11	2'21.398	40.372	34.789	34.369	31.868	270.4	13	2'20.827	39.872	34.845	34.178	31.932	269.7		
12	2'21.335	40.178	35.013	34.134	32.010	272.5	14	2'21.169	40.156	35.045	34.202	31.766	269.0		
13	2'20.827	39.872	34.845	34.178	31.932	269.7	15	2'19.943	39.624	34.476	34.209	31.634	269.7		
14	2'21.169	40.156	35.045	34.202	31.766	269.0	16	2'19.958	39.554	34.406	34.238	31.760	269.0		
15	2'19.943	39.624	34.476	34.209	31.634	269.7									
16	2'19.958	39.554	34.406	34.238	31.760	269.0									
5th	28	Izan GUEVARA					BLU CRU Pramac Yama	SPA	1	2'28.368	43.596	35.961	35.788	33.023	271.8
		Runs=1	Total laps=16	Full laps=15	Valid laps=15			2	2'23.491	40.662	35.124	35.236	32.469	275.4	
1	2'28.368	43.596	35.961	35.788	33.023	271.8	3	2'23.217	40.345	34.889	35.437	32.546	275.4		
2	2'23.491	40.662	35.124	35.236	32.469	275.4	4	2'23.102	40.466	34.870	35.326	32.440	275.4		
3	2'23.217	40.345	34.889	35.437	32.546	275.4	5	2'22.838	40.273	34.904	35.201	32.460	275.4		
4	2'23.102	40.466	34.870	35.326	32.440	275.4	6	2'22.027	40.222	34.739	34.952	32.114	276.1		
5	2'22.838	40.273	34.904	35.201	32.460	275.4	7	2'22.470	40.318	34.860	35.144	32.148	275.4		
6	2'22.027	40.222	34.739	34.952	32.114	276.1	8	2'21.957	40.531	34.857	34.647	31.922	276.1		
7	2'22.470	40.318	34.860	35.144	32.148	275.4									
8	2'21.957	40.531	34.857	34.647	31.922	276.1									
3rd	21	Alonso LOPEZ					Team HDR Heidrun	SPA	1	2'24.075	41.160	35.306	35.347	32.262	271.1
		Runs=1	Total laps=16	Full laps=15	Valid laps=15			2	2'22.113	40.190	34.695	35.025	32.203	270.4	
1	2'24.075	41.160	35.306	35.347	32.262	271.1	3	2'21.627	40.123	34.489	34.804	32.211	270.4		
2	2'22.113	40.190	34.695	35.025	32.203	270.4									
3	2'21.627	40.123	34.489	34.804	32.211	270.4									

Fastest Lap: Manuel GONZALEZ SPA LIQUI MOLY Dynavolt Intact GP **2'15.397** 38.361 34.722 32.373 29.941

These data/results cannot be reproduced, stored and/or transmitted in whole or in part by any manner of electronic, mechanical, photocopying, recording, broadcasting or otherwise now known or herein after developed without the previous express consent by the copyright owner, except for reproduction in daily press and regular printed publications on sale to the public within 60 days of the event related to those data/results and always provided that copyright symbol appears together as follows below.

© DORNA, 2025

Official MotoGP Timing by

www.motogp.com

Austin, Sunday, March 30, 2025

Race

Moto2™

Lap	Lap Time	T1	T2	T3	T4	Speed	Lap	Lap Time	T1	T2	T3	T4	Speed
9	2'22.546	41.500	34.845	34.488	31.713	275.4	7	2'22.209	40.315	34.700	34.725	32.469	273.2
10	2'21.418	40.402	34.808	34.390	31.818	274.6	8	2'22.995	40.494	35.497	34.694	32.310	271.8
11	2'20.525	40.181	34.566	34.153	31.625	275.4	9	2'22.575	41.178	34.807	34.400	32.190	273.9
12	2'21.053	40.930	34.592	33.765	31.766	276.8	10	2'21.860	40.422	34.855	34.441	32.142	271.8
13	2'20.555	40.349	34.793	33.888	31.525	274.6	11	2'21.430	40.253	34.748	34.403	32.026	271.8
14	2'20.464	40.170	34.681	33.794	31.819	275.4	12	2'21.345	40.275	34.937	34.214	31.919	273.2
15	2'20.207	40.046	34.775	33.794	31.592	274.6	13	2'21.043	40.236	34.813	34.150	31.844	272.5
16	2'20.272	40.219	34.536	33.851	31.666	274.6	14	2'21.220	40.120	35.046	34.225	31.829	273.9
							15	2'21.175	39.927	34.968	34.485	31.795	272.5
							16	2'21.156	40.252	34.711	34.396	31.797	273.2

6th **4** **Ivan ORTOLA** QJMOTOR - FRINSA - SPA
Runs=1 Total laps=16 Full laps=15 Valid laps=15

1	2'28.177	44.147	35.822	35.594	32.614	277.5
2	2'22.911	40.691	35.042	34.849	32.329	273.9
3	2'22.559	40.351	34.966	34.819	32.423	273.2
4	2'22.859	40.428	34.951	34.986	32.494	275.4
5	2'22.566	40.469	34.739	34.815	32.543	274.6
6	2'22.515	40.525	34.715	34.604	32.671	273.9
7	2'22.363	40.699	35.139	34.221	32.304	273.9
8	2'22.209	40.854	35.079	34.208	32.068	273.2
9	2'22.137	41.087	34.889	34.013	32.148	273.2
10	2'22.055	40.816	34.908	34.276	32.055	273.9
11	2'21.402	40.660	34.775	34.048	31.919	272.5
12	2'21.104	40.548	34.678	33.997	31.881	273.2
13	2'21.254	40.275	35.110	34.071	31.798	276.8
14	2'20.722	39.873	34.796	34.194	31.859	276.8
15	2'20.723	39.827	34.728	34.248	31.920	273.2
16	2'20.580	39.818	34.630	34.206	31.926	275.4

7th **7** **Barry BALTUS** Fantic Racing LINO SO BEL
Runs=1 Total laps=16 Full laps=15 Valid laps=15

1	2'23.987	40.709	35.070	35.417	32.791	269.7
2	2'23.007	40.598	34.718	35.082	32.609	269.0
3	2'22.903	40.387	34.648	35.256	32.612	269.0
4	2'22.341	40.478	34.538	34.853	32.472	268.3
5	2'22.548	40.516	34.583	34.984	32.465	269.0
6	2'23.904	40.246	35.593	35.604	32.461	269.0
7	2'22.354	40.717	34.727	34.565	32.345	274.6
8	2'22.150	40.654	34.828	34.473	32.195	270.4
9	2'21.828	40.628	34.623	34.314	32.263	269.0
10	2'21.969	40.726	34.887	34.191	32.165	268.3
11	2'21.881	40.645	34.825	34.231	32.180	268.3
12	2'21.941	40.491	34.966	34.056	32.428	268.3
13	2'21.769	40.538	35.123	34.039	32.069	271.1
14	2'21.650	40.318	35.057	33.936	32.339	271.1
15	2'21.213	40.020	35.010	34.179	32.004	271.1
16	2'21.415	40.426	34.801	34.235	31.953	271.1

8th **27** **Daniel HOLGADO** CFMOTO Power Electro SPA
Runs=1 Total laps=16 Full laps=15 Valid laps=15

1	2'27.240	42.787	36.103	35.715	32.635	273.2
2	2'22.763	40.467	34.855	35.109	32.332	273.2
3	2'22.730	40.319	34.750	35.050	32.611	274.6
4	2'22.577	40.417	34.941	34.788	32.431	273.9
5	2'22.797	40.231	34.996	35.279	32.291	271.1
6	2'21.790	40.163	34.680	34.701	32.246	273.9

9th **64** **Mario AJI** Idemitsu Honda Team INA
Runs=1 Total laps=16 Full laps=15 Valid laps=15

1	2'26.973	42.597	35.791	35.906	32.679	273.2
2	2'23.254	40.802	35.014	35.229	32.209	271.8
3	2'23.265	40.249	35.057	35.500	32.459	269.0
4	2'23.769	40.672	35.289	35.357	32.451	269.7
5	2'22.363	40.355	34.826	34.942	32.240	269.7
6	2'22.141	40.251	34.712	34.805	32.373	272.5
7	2'22.619	40.631	35.239	34.507	32.242	271.1
8	2'22.154	40.785	35.213	34.167	31.989	270.4
9	2'22.301	41.241	35.043	34.246	31.771	271.8
10	2'21.844	40.703	35.120	34.301	31.720	269.7
11	2'21.571	40.446	35.297	34.147	31.681	272.5
12	2'21.025	40.238	34.848	34.155	31.784	273.2
13	2'21.128	40.214	35.167	34.117	31.630	273.9
14	2'20.840	40.053	34.880	34.193	31.714	270.4
15	2'21.118	40.010	34.794	34.666	31.648	269.7
16	2'21.321	39.908	35.238	34.455	31.720	271.8

10th **95** **Collin VEIJER** Red Bull KTM Ajo NED
Runs=1 Total laps=16 Full laps=15 Valid laps=15

1	2'29.554	43.920	36.424	36.196	33.014	279.0
2	2'24.321	40.831	35.116	35.499	32.875	274.6
3	2'23.461	40.509	34.989	35.250	32.713	278.3
4	2'23.587	40.727	35.099	35.209	32.552	276.1
5	2'22.656	40.388	34.787	35.127	32.354	273.9
6	2'22.200	40.212	34.986	34.735	32.267	276.8
7	2'21.935	40.389	34.738	34.674	32.134	279.0
8	2'23.559	40.797	34.904	34.787	33.071	278.3
9	2'22.439	40.551	35.472	34.495	31.921	273.9
10	2'21.504	40.584	34.601	34.410	31.909	276.8
11	2'20.964	40.674	34.571	33.910	31.809	272.5
12	2'20.549	40.200	34.365	34.175	31.809	274.6
13	2'20.870	40.308	34.614	34.212	31.736	274.6
14	2'20.778	40.140	34.592	34.353	31.693	274.6
15	2'21.108	40.420	34.683	34.436	31.569	274.6
16	2'20.164	39.889	34.203	34.229	31.843	274.6

11th **24** **Marcos RAMIREZ** OnlyFans American Raci SPA
Runs=1 Total laps=16 Full laps=15 Valid laps=15

1	2'27.487	42.411	35.903	35.926	33.247	270.4
2	2'24.854	41.128	34.958	36.123	32.645	271.1
3	2'23.928	40.698	34.979	35.582	32.669	271.1
4	2'23.541	40.620	35.165	35.158	32.598	271.8

Fastest Lap: Manuel GONZALEZ SPA LIQUI MOLY Dynavolt Intact GP 2'15.397 38.361 34.722 32.373 29.941

These data/results cannot be reproduced, stored and/or transmitted in whole or in part by any manner of electronic, mechanical, photocopying, recording, broadcasting or otherwise now known or herein after developed without the previous express consent by the copyright owner, except for reproduction in daily press and regular printed publications on sale to the public within 60 days of the event related to those data/results and always provided that copyright symbol appears together as follows below.

© DORNA, 2025

Official MotoGP Timing by  TISSOT

www.motogp.com

Austin, Sunday, March 30, 2025

Page 2 of 5

Race

Moto2™

Lap	Lap Time	T1	T2	T3	T4	Speed	Lap	Lap Time	T1	T2	T3	T4	Speed
5	2'23.264	40.730	34.960	34.967	32.607	271.1	3	2'24.453	40.640	35.074	35.917	32.822	275.4
6	2'22.658	40.670	34.831	34.565	32.592	271.1	4	2'23.896	40.630	35.178	35.428	32.660	276.8
7	2'22.700	41.002	34.757	34.481	32.460	271.8	5	2'22.962	40.313	34.720	35.251	32.678	276.1
8	2'23.393	40.796	35.023	34.108	33.466	272.5	6	2'23.082	40.358	35.145	34.958	32.621	276.1
9	2'22.699	40.906	35.292	34.262	32.239	272.5	7	2'22.830	40.316	34.665	34.955	32.894	273.2
10	2'21.802	40.837	34.888	34.047	32.030	271.8	8	2'23.739	40.715	34.856	35.252	32.916	273.9
11	2'21.764	41.079	34.938	33.907	31.840	268.3	9	2'25.093	42.016	35.007	35.416	32.654	274.6
12	2'21.426	40.786	34.945	33.831	31.864	270.4	10	2'22.621	41.144	34.874	34.514	32.089	273.9
13	2'21.484	40.550	35.196	33.849	31.889	269.7	11	2'21.872	40.685	34.674	34.322	32.191	273.9
14	2'20.646	40.051	35.008	33.916	31.671	269.0	12	2'21.724	40.484	34.926	34.350	31.964	273.9
15	2'19.793	40.010	34.429	33.916	31.438	269.7	13	2'21.447	40.355	34.881	34.215	31.996	274.6
16	2'19.505	39.631	34.369	34.006	31.499	269.7	14	2'20.396	40.157	34.494	34.009	31.736	273.9

12th 66 Oscar GUTIERREZ QJMOTOR - FRINSA - SPA
Runs=1 Total laps=16 Full laps=15 Valid laps=15

1	2'28.619	43.128	36.532	35.892	33.067	275.4
2	2'23.859	40.653	35.323	35.202	32.681	276.1
3	2'23.377	40.783	35.044	34.953	32.597	274.6
4	2'23.168	40.625	35.047	34.958	32.538	272.5
5	2'23.225	40.633	35.028	35.008	32.556	272.5
6	2'22.981	40.543	34.866	34.785	32.787	273.9
7	2'22.358	40.581	34.892	34.659	32.226	273.9
8	2'23.117	40.632	35.023	34.519	32.943	273.2
9	2'22.269	40.456	35.485	34.296	32.032	273.2
10	2'22.562	40.604	35.062	34.730	32.166	271.8
11	2'21.790	40.498	34.837	34.262	32.193	273.2
12	2'22.411	40.598	35.010	34.299	32.504	270.4
13	2'21.699	40.533	35.206	34.018	31.942	272.5
14	2'20.644	40.099	34.738	34.047	31.760	271.8
15	2'21.002	40.434	34.604	34.063	31.901	272.5
16	2'21.115	40.057	34.700	34.265	32.093	273.2

13th 84 Zonta VD GOORBERGH RW- Idrofoqlia Racing G NED
Runs=1 Total laps=16 Full laps=15 Valid laps=14

1	2'25.758	41.744	35.744	35.709	32.561	272.5
2	2'23.244	40.355	35.020	35.284	32.585	272.5
3	2'23.640	40.379	34.886	35.466	32.909	271.1
4	2'25.166	40.646	35.501	36.466	32.553	273.9
5	2'22.987	40.335	34.907	35.181	32.564	272.5
6	2'23.038	40.642	35.007	34.827	32.562	275.4
7	2'23.314	40.506	35.301	34.899	32.608	273.2
8	2'23.920	40.933	35.092	34.796	33.099	271.8
9	2'23.003	40.616	35.536	34.687	32.164	272.5
10	2'22.013	40.507	35.124	34.351	32.031	273.2
11	2'23.486 *	41.644 *	35.442	34.290	32.110	272.5
12	2'22.340	40.940	35.088	34.242	32.070	271.8
13	2'21.815	40.663	35.191	34.033	31.928	273.2
14	2'21.655	40.420	35.025	34.164	32.046	271.8
15	2'21.086	40.184	34.944	34.062	31.896	272.5
16	2'20.844	40.104	34.877	33.942	31.921	272.5

14th 80 David ALONSO CFMOTO Power Electro COL
Runs=1 Total laps=16 Full laps=15 Valid laps=15

1	2'28.956	42.976	36.563	36.322	33.095	273.2
2	2'24.562	40.973	35.243	35.596	32.750	274.6

15th 11 Alex ESCRIG KLINT Forward Factory SPA
Runs=1 Total laps=16 Full laps=15 Valid laps=15

1	2'27.946	43.170	36.095	35.858	32.823	269.0
2	2'24.852	40.954	35.509	35.692	32.697	269.0
3	2'24.368	40.628	35.362	35.488	32.890	269.7
4	2'24.111	40.766	35.117	35.590	32.638	269.0
5	2'23.107	40.508	34.825	35.185	32.589	267.7
6	2'23.794	40.754	34.988	35.313	32.739	269.7
7	2'22.663	40.582	34.679	34.710	32.692	269.7
8	2'23.771	40.923	35.024	34.890	32.934	270.4
9	2'24.521	42.012	35.257	34.765	32.487	269.7
10	2'22.435	40.925	34.768	34.432	32.310	269.0
11	2'22.095	40.686	34.980	34.279	32.150	269.0
12	2'21.287	40.342	34.838	34.224	31.883	268.3
13	2'21.530	40.391	35.059	34.104	31.976	268.3
14	2'20.677	40.048	34.634	34.162	31.833	268.3
15	2'20.206	39.771	34.545	34.160	31.730	267.7
16	2'21.247	39.631	35.039	34.267	32.310	268.3

16th 99 Adrian HUERTAS Italtrans Racing Team SPA
Runs=1 Total laps=16 Full laps=15 Valid laps=15

1	2'30.177	43.554	36.550	36.217	33.856	274.6
2	2'28.766	41.242	35.340	38.980	33.204	273.2
3	2'24.325	40.701	35.149	35.806	32.669	270.4
4	2'23.666	40.469	34.985	35.528	32.684	271.1
5	2'23.655	40.520	35.031	35.440	32.664	271.1
6	2'23.040	40.460	34.930	35.102	32.548	272.5
7	2'23.600	41.009	35.033	35.053	32.505	271.8
8	2'23.211	40.488	35.196	34.995	32.532	272.5
9	2'23.249	40.622	35.459	34.637	32.531	273.9
10	2'23.748	40.988	36.162	34.502	32.096	270.4
11	2'22.497	40.774	35.272	34.328	32.123	270.4
12	2'22.053	40.502	35.026	34.558	31.967	271.8
13	2'22.104	40.448	35.196	34.407	32.053	276.1
14	2'21.915	40.058	35.462	34.379	32.016	270.4
15	2'21.101	39.849	35.027	34.330	31.895	271.1
16	2'20.459	39.637	34.599	34.374	31.849	271.1

Fastest Lap: Manuel GONZALEZ SPA LIQUI MOLY Dynavolt Intact GP 2'15.397 38.361 34.722 32.373 29.941

These data/results cannot be reproduced, stored and/or transmitted in whole or in part by any manner of electronic, mechanical, photocopying, recording, broadcasting or otherwise now known or herein after developed without the previous express consent by the copyright owner, except for reproduction in daily press and regular printed publications on sale to the public within 60 days of the event related to those data/results and always provided that copyright symbol appears together as follows below.

© DORNA, 2025

Official MotoGP Timing by  TISSOT

www.motogp.com

Austin, Sunday, March 30, 2025

Page 3 of 5

Race

Moto2™

Lap	Lap Time	T1	T2	T3	T4	Speed
17th	92	Yuki KUNII		Idemitsu Honda Team		JPN
		Runs=1	Total laps=16	Full laps=15	Valid laps=15	
1	2'30.042	44.387	36.268	36.252	33.135	273.2
2	2'24.221	41.007	35.272	35.330	32.612	270.4
3	2'23.423	40.507	35.023	35.236	32.657	272.5
4	2'24.441	40.723	35.226	35.759	32.733	273.9
5	2'23.516	40.690	34.896	35.138	32.792	272.5
6	2'23.899	40.959	35.205	35.090	32.645	271.8
7	2'23.346	40.800	35.006	34.699	32.841	271.8
8	2'23.396	41.069	35.105	34.849	32.373	271.1
9	2'24.766	41.289	36.447	34.543	32.487	270.4
10	2'24.013	41.625	35.386	34.756	32.246	271.8
11	2'23.097	40.735	35.103	34.700	32.559	271.1
12	2'23.409	40.764	35.308	34.539	32.798	271.8
13	2'23.065	40.709	35.221	34.852	32.283	271.8
14	2'22.026	40.229	35.149	34.592	32.056	273.2
15	2'21.295	40.107	34.826	34.508	31.854	272.5
16	2'21.460	39.876	34.679	34.620	32.285	272.5

Lap	Lap Time	T1	T2	T3	T4	Speed
18th	9	Jorge NAVARRO		KLINT Forward Factory		SPA
		Runs=1	Total laps=16	Full laps=15	Valid laps=15	
1	2'30.519	44.515	36.700	36.283	33.021	271.1
2	2'25.532	41.310	35.843	35.503	32.876	271.1
3	2'25.070	40.960	35.576	35.718	32.816	270.4
4	2'24.184	40.884	35.448	35.358	32.494	269.0
5	2'24.131	40.815	35.275	35.448	32.593	269.7
6	2'23.479	40.931	35.060	35.121	32.367	269.0
7	2'22.985	40.773	35.226	34.605	32.381	269.7
8	2'23.365	40.770	35.610	34.717	32.268	270.4
9	2'23.943	40.763	36.060	34.642	32.478	272.5
10	2'24.631	41.370	36.447	34.723	32.091	271.8
11	2'23.298	40.889	35.317	34.738	32.354	269.7
12	2'23.271	40.910	35.410	34.671	32.280	270.4
13	2'23.430	40.805	35.934	34.499	32.192	271.1
14	2'22.156	40.553	35.244	34.297	32.062	271.1
15	2'22.217	40.334	35.338	34.592	31.953	270.4
16	2'23.173	40.687	35.457	34.684	32.345	270.4

Lap	Lap Time	T1	T2	T3	T4	Speed
19th	71	Ayumu SASAKI		RW - Idrofoglia Racing		JPN
		Runs=1	Total laps=16	Full laps=15	Valid laps=15	
1	2'29.880	43.747	36.459	36.491	33.183	273.9
2	2'25.092	41.322	35.390	35.449	32.931	273.9
3	2'26.747	40.998	35.520	37.248	32.981	270.4
4	2'25.083	41.023	35.523	35.607	32.930	271.1
5	2'24.791	41.078	35.327	35.526	32.860	271.8
6	2'24.710	41.013	35.295	35.528	32.874	270.4
7	2'24.930	41.813	35.192	35.311	32.614	269.7
8	2'24.877	41.324	35.523	35.316	32.714	270.4
9	2'24.068	41.362	35.437	34.896	32.373	271.1
10	2'25.044	42.075	35.953	34.784	32.232	271.1
11	2'24.574	41.468	35.987	34.818	32.301	273.2
12	2'23.842	41.403	35.692	34.675	32.072	269.7
13	2'22.966	40.780	35.563	34.635	31.988	270.4
14	2'21.915	40.401	35.057	34.469	31.988	271.1

Lap	Lap Time	T1	T2	T3	T4	Speed
15	2'22.205	40.200	35.064	34.991	31.950	273.2
16	2'25.614	40.128	38.746	34.557	32.183	269.7
20th	13	Celestino VIETTI		Team HDR Heidrun		ITA
		Runs=1	Total laps=16	Full laps=15	Valid laps=14	
1	2'27.579	42.738	36.269	35.732	32.840	275.4
2	2'23.369	40.697	34.913	35.407	32.352	275.4
3	2'22.190	40.299	34.655	34.919	32.317	275.4
4	2'22.664	40.475	34.957	34.949	32.283	276.1
5	2'21.886	40.378	34.645	34.755	32.108	276.1
6	2'21.220	40.115	34.388	34.597	32.120	275.4
7	2'20.911	40.239	34.478	34.107	32.087	273.9
8	2'21.616	40.935	34.630	34.182	31.869	275.4
9	2'20.427	40.301	34.396	33.908	31.822	274.6
10	2'20.024	40.339	34.487	33.647	31.551	273.9
11	2'20.421	40.420	34.625	33.830	31.546	274.6
12	2'19.588	40.206	34.358	33.489	31.535	273.9
13	2'19.823	40.001	34.600	33.987	31.235	275.4
14	2'18.447	39.653	34.130	33.396	31.268	273.9
15	3'44.439	39.342	34.207	1'57.294	33.596	276.1
16	2'41.009 *	45.585 *	40.289	39.087	36.048	232.8

Lap	Lap Time	T1	T2	T3	T4	Speed
21st	10	Diogo MOREIRA		Italtrans Racing Team		BRA
		Runs=1	Total laps=15	Full laps=14	Valid laps=14	
1	2'48.911	49.523	41.088	40.062	38.238	269.7
2	2'44.979	46.268	41.091	39.862	37.758	269.0
3	2'44.749	46.595	40.708	39.709	37.737	270.4
4	2'43.398	46.318	40.525	39.438	37.117	271.1
5	2'42.080	46.090	40.342	38.660	36.988	270.4
6	2'41.078	46.589	40.112	38.148	36.229	271.1
7	2'37.840	46.031	39.863	36.851	35.095	272.5
8	2'35.738	46.160	39.593	35.490	34.495	272.5
9	2'31.809	45.148	38.999	34.733	32.929	272.5
10	2'29.127	43.622	38.308	34.618	32.579	274.6
11	2'26.301	43.528	37.702	33.438	31.633	273.9
12	2'22.343	41.437	36.996	33.140	30.770	273.9
13	2'19.842	40.322	36.203	32.814	30.503	275.4
14	2'17.541	39.098	35.305	32.798	30.340	274.6
15	2'17.034	38.622	34.879	33.315	30.218	276.1

Lap	Lap Time	T1	T2	T3	T4	Speed
22nd	18	Manuel GONZALEZ		LIQUI MOLY Dynavolt		SPA
		Runs=1	Total laps=15	Full laps=14	Valid laps=14	
1	2'48.035	48.084	41.225	40.533	38.193	269.7
2	2'45.459	47.007	40.893	39.597	37.962	266.3
3	2'43.669	46.752	40.107	39.301	37.509	267.7
4	2'43.732	46.709	40.438	39.332	37.253	267.7
5	2'42.191	46.576	40.188	38.489	36.938	268.3
6	2'41.320	46.680	40.151	38.242	36.247	268.3
7	2'47.128	46.579	43.617	39.388	37.544	270.4
8	2'37.842	47.326	39.669	36.381	34.466	271.1
9	2'31.180	44.402	38.718	35.428	32.632	271.1
10	2'26.981	42.799	37.819	34.356	32.007	271.1
11	2'22.475	41.266	37.124	33.517	30.568	272.5
12	2'19.569	40.222	36.438	32.831	30.078	276.1
13	2'19.322	40.408	36.140	32.553	30.221	276.8

Fastest Lap: Manuel GONZALEZ SPA LIQUI MOLY Dynavolt Intact GP **2'15.397** 38.361 34.722 32.373 29.941

These data/results cannot be reproduced, stored and/or transmitted in whole or in part by any manner of electronic, mechanical, photocopying, recording, broadcasting or otherwise now known or herein after developed without the previous express consent by the copyright owner, except for reproduction in daily press and regular printed publications on sale to the public within 60 days of the event related to those data/results and always provided that copyright symbol appears together as follows below.

© DORNA, 2025

Official MotoGP Timing by  TISSOT

www.motogp.com

Austin, Sunday, March 30, 2025

Page 4 of 5



Race

Moto2™

Lap	Lap Time	T1	T2	T3	T4	Speed
14	2'19.011	40.406	35.262	33.569	29.774	279.7
15	2'15.397	38.361	34.722	32.373	29.941	276.1

Lap	Lap Time	T1	T2	T3	T4	Speed
15	2'17.372	39.834	34.806	32.461	30.271	273.2

23rd		81	Senna AGIUS	LIQUI MOLY Dynavolt	AUS	
Runs=1	Total laps=15	Full laps=14	Valid laps=14			
1	2'46.092	48.066	40.680	39.853	37.493	264.3
2	2'44.520	46.538	40.298	40.126	37.558	263.0
3	2'43.914	46.292	40.376	39.763	37.483	266.3
4	2'44.378	46.466	40.376	39.953	37.583	265.0
5	2'42.934	46.366	40.372	38.957	37.239	265.6
6	2'41.421	46.261	40.641	38.220	36.299	265.6
7	2'39.478	47.257	39.653	37.028	35.540	268.3
8	2'36.433	46.958	40.010	35.507	33.958	273.9
9	2'31.910	45.383	38.802	34.801	32.924	273.9
10	2'29.170	43.506	37.979	35.026	32.659	269.7
11	2'26.065	43.228	37.591	33.603	31.643	279.0
12	2'22.379	41.709	36.627	33.122	30.921	278.3
13	2'19.966	40.266	36.219	32.680	30.801	278.3
14	2'18.742	40.483	35.203	32.883	30.173	277.5
15	2'16.780	39.394	34.558	32.456	30.372	279.7

24th		75	Albert ARENAS	ITALJET Gresini Moto2	SPA	
Runs=1	Total laps=15	Full laps=14	Valid laps=14			
1	2'51.338	49.976	41.498	40.571	39.293	267.0
2	2'48.670	48.184	41.452	40.412	38.622	267.7
3	2'48.085	48.609	41.675	39.557	38.244	269.0
4	2'44.892	47.252	40.859	39.086	37.695	268.3
5	2'43.415	47.409	40.560	38.390	37.056	268.3
6	2'40.196	46.933	41.032	35.848	36.383	269.0
7	2'35.200	45.740	40.077	34.675	34.708	272.5
8	2'32.366	44.820	39.103	34.289	34.154	272.5
9	2'29.864	44.165	38.673	33.915	33.111	271.8
10	2'27.786	43.623	38.041	33.605	32.517	272.5
11	2'25.292	42.870	37.459	33.162	31.801	274.6
12	2'22.124	41.547	36.701	32.922	30.954	274.6
13	2'20.026	40.440	36.033	32.549	31.004	276.8
14	2'19.264	40.347	35.398	33.393	30.126	278.3
15	2'16.900	39.913	34.746	32.280	29.961	276.1

25th		16	Joe ROBERTS	OnlyFans American Raci	USA	
Runs=1	Total laps=15	Full laps=14	Valid laps=13			
1	2'52.049	50.342	41.989	40.645	39.073	269.7
2	2'48.403	48.331	40.989	40.349	38.734	269.7
3	2'46.972	48.044	41.063	39.777	38.088	266.3
4	2'45.273	47.286	40.454	39.455	38.078	266.3
5	2'44.131	47.314	40.641	38.870	37.306	265.6
6	2'45.481	46.872	41.569	40.230	36.810	268.3
7	2'41.874 *	51.078 *	41.883	35.400	33.513	268.3
8	2'31.680	45.406	39.188	34.269	32.817	269.7
9	2'29.264	44.186	38.563	33.844	32.671	269.7
10	2'26.220	43.372	37.710	33.184	31.954	270.4
11	2'24.905	42.353	36.663	34.416	31.473	271.8
12	2'24.224	41.846	37.646	33.207	31.525	271.1
13	2'21.834	41.409	36.470	33.011	30.944	272.5
14	2'19.026	39.922	35.247	32.760	31.097	272.5

26th		53	Deniz ÖNCÜ	Red Bull KTM Ajo	TUR	
Runs=1	Total laps=12	Full laps=11	Valid laps=11			
1	2'26.503	42.315	35.566	35.900	32.722	273.9
2	2'22.947	40.556	34.825	35.188	32.378	273.2
3	2'23.001	40.589	34.658	35.210	32.544	275.4
4	2'23.807	40.537	34.667	36.065	32.538	273.9
5	2'22.681	40.461	34.561	35.012	32.647	275.4
6	2'22.851	40.414	34.499	34.837	33.101	273.9
7	2'23.394	40.904	35.032	35.198	32.260	274.6
8	2'22.824	40.647	35.194	34.650	32.333	276.1
9	2'22.446	41.099	34.902	34.423	32.022	276.8
10	2'21.522	40.392	34.770	34.406	31.954	273.9
11	2'21.678	41.027	34.721	34.238	31.692	273.9
12	2'21.081	40.262	34.630	34.167	32.022	275.4
	unfinished	39.950				

27th		12	Filip SALAC	ELF Marc VDS Racing Te	CZE	
Runs=1	Total laps=5	Full laps=3	Valid laps=3			
1	2'51.033	48.951	42.077	40.812	39.193	269.0
2	2'50.211	47.876	41.674	40.832	39.829	269.0
3	2'51.405	48.783	41.714	41.307	39.601	269.7
4	2'51.503	48.790	42.355	40.904	39.454	265.6
5	2'54.800 P	48.735	42.210	40.824	43.031	268.3

Fastest Lap: Manuel GONZALEZ SPA LIQUI MOLY Dynavolt Intact GP **2'15.397** 38.361 34.722 32.373 29.941

These data/results cannot be reproduced, stored and/or transmitted in whole or in part by any manner of electronic, mechanical, photocopying, recording, broadcasting or otherwise now known or herein after developed without the previous express consent by the copyright owner, except for reproduction in daily press and regular printed publications on sale to the public within 60 days of the event related to those data/results and always provided that copyright symbol appears together as follows below.

© DORNA, 2025

Official MotoGP Timing by  TISSOT

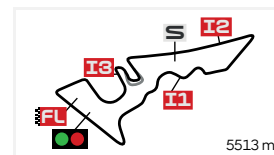
www.motogp.com

Austin, Sunday, March 30, 2025

Page 5 of 5

ANALYSIS BY LAP

RED BULL GRAND PRIX OF THE AMERICAS RACE



Circuit Of The Americas

Num Lap Time Gap

Num	Lap Time	Gap	Num	Lap Time	Gap	Num	Lap Time	Gap	Num	Lap Time	Gap			
Lap 1			66	2'23.859	7.714	Lap 4			24	2'23.264	15.020	96	2'20.369	
96	2'23.360		11	2'24.852	8.034	96	2'20.687		95	2'22.656	15.525	14	2'20.419	4.570
7	2'23.987	0.627	80	2'24.562	8.754	21	2'21.826	3.160	11	2'23.107	16.330	21	2'21.833	6.760
21	2'24.075	0.715	95	2'24.321	9.111	14	2'21.531	3.571	80	2'22.962	16.775	13	2'20.911	10.862
14	2'24.549	1.189	92	2'24.221	9.499	7	2'22.341	5.757	92	2'23.516	17.589	7	2'22.354	12.087
44	2'25.466	2.106	71	2'25.092	10.208	44	2'23.091	7.983	9	2'24.131	21.382	44	2'22.879	12.404
84	2'25.758	2.398	9	2'25.532	11.287	27	2'22.577	8.829	99	2'23.655	22.535	27	2'22.209	13.149
53	2'26.503	3.143	99	2'28.766	14.179	13	2'22.664	9.321	71	2'24.791	23.539	4	2'22.363	14.993
64	2'26.973	3.613	81	2'44.520	45.848	53	2'23.807	9.777	81	2'42.934	1'53.784	64	2'22.619	15.427
27	2'27.240	3.880	18	2'45.459	48.730	4	2'22.859	10.025	18	2'42.191	1'55.032	53	2'23.394	16.227
24	2'27.487	4.127	10	2'44.979	49.126	64	2'23.769	10.780	10	2'42.080	1'56.063	28	2'22.470	16.556
13	2'27.579	4.219	75	2'48.670	55.244	84	2'25.166	11.327	75	2'43.415	2'08.346	84	2'23.314	18.190
11	2'27.946	4.586	16	2'48.403	55.688	84	2'25.166	11.327	16	2'44.131	2'08.774	66	2'22.358	18.630
4	2'28.177	4.817	12	2'50.211	56.480	28	2'23.102	11.697	12	2'54.800	2'30.898	95	2'21.935	18.757
28	2'28.368	5.008	Lap 3			66	2'23.168	12.542	Lap 6			24	2'22.700	19.475
66	2'28.619	5.259	96	2'21.030		24	2'23.541	13.329	96	2'20.534		80	2'22.830	21.784
80	2'28.956	5.596	21	2'21.627	2.021	95	2'23.587	14.442	14	2'21.337	4.520	11	2'22.663	21.884
95	2'29.554	6.194	14	2'21.331	2.727	11	2'24.111	14.796	21	2'22.382	5.296	92	2'23.346	23.931
71	2'29.880	6.520	7	2'22.903	4.103	80	2'23.896	15.386	92	2'22.861	9.894	9	2'22.985	26.943
92	2'30.042	6.682	44	2'22.638	5.579	92	2'24.441	15.646	44	2'21.904	10.102	99	2'23.600	28.272
99	2'30.177	6.817	53	2'23.001	6.657	9	2'24.184	18.824	7	2'23.904	10.102	71	2'24.930	32.276
9	2'30.519	7.159	84	2'23.640	6.848	71	2'25.083	20.321	13	2'21.220	10.320	81	2'39.478	2'33.780
81	2'46.092	22.732	27	2'22.730	6.939	99	2'23.666	20.453	27	2'21.790	11.309	10	2'37.840	2'34.078
18	2'48.035	24.675	13	2'22.190	7.344	81	2'44.378	1'32.423	4	2'22.515	12.999	18	2'47.128	2'42.577
10	2'48.911	25.551	64	2'23.265	7.698	18	2'43.732	1'34.414	64	2'22.141	13.177	75	2'35.200	2'42.839
12	2'51.033	27.673	4	2'22.559	7.853	10	2'43.398	1'35.556	53	2'22.851	13.202	16	2'41.874	2'55.226
75	2'51.338	27.978	28	2'23.217	9.282	16	2'45.273	1'46.216	28	2'22.027	14.455	Lap 8		
16	2'52.049	28.689	66	2'23.377	10.061	75	2'44.892	1'46.504	84	2'23.038	15.245	96	2'20.391	
Lap 2			24	2'23.928	10.475	12	2'51.503	1'57.671	66	2'22.981	16.641	14	2'20.358	4.537
96	2'21.404		11	2'24.368	11.372	Lap 5			24	2'22.658	17.144	21	2'20.833	7.202
21	2'22.113	1.424	95	2'23.461	11.542	96	2'21.573		95	2'22.200	17.191	13	2'21.616	12.087
7	2'23.007	2.230	92	2'23.423	11.892	21	2'21.861	3.448	80	2'23.082	19.323	7	2'22.150	13.846
14	2'22.641	2.426	80	2'24.453	12.177	14	2'21.719	3.717	11	2'23.794	19.590	44	2'22.967	14.980
44	2'23.269	3.971	9	2'25.070	15.327	7	2'22.548	6.732	92	2'23.899	20.954	27	2'22.995	15.753
84	2'23.244	4.238	71	2'26.747	15.925	44	2'22.157	8.567	9	2'23.479	24.327	4	2'22.209	16.811
53	2'22.947	4.686	99	2'24.325	17.474	13	2'21.886	9.634	99	2'23.040	25.041	64	2'22.154	17.190
27	2'22.763	5.239	81	2'43.914	1'08.732	27	2'22.797	10.053	71	2'24.710	27.715	28	2'21.957	18.122
64	2'23.254	5.463	18	2'43.669	1'11.369	53	2'22.681	10.885	81	2'41.421	2'14.671	53	2'22.824	18.660
13	2'23.369	6.184	10	2'44.749	1'12.845	4	2'22.566	11.018	18	2'41.320	2'15.818	66	2'23.117	21.356
4	2'22.911	6.324	16	2'46.972	1'21.630	64	2'22.363	11.570	10	2'41.078	2'16.607	84	2'23.920	21.719
28	2'23.491	7.095	75	2'48.085	1'22.299	84	2'22.987	12.741	75	2'40.196	2'28.008	95	2'23.559	21.925
24	2'24.854	7.577	12	2'51.405	1'26.855	28	2'22.838	12.962	16	2'45.481	2'33.721	24	2'23.393	22.477
						66	2'23.225	14.194	Lap 7			80	2'23.739	25.132
									96	2'20.534				
									14	2'21.337	4.520			
									21	2'22.382	5.296			
									44	2'21.861	9.894			
									7	2'23.904	10.102			
									13	2'21.220	10.320			
									27	2'21.790	11.309			
									4	2'22.515	12.999			
									64	2'22.141	13.177			
									53	2'22.851	13.202			
									28	2'22.027	14.455			
									84	2'23.038	15.245			
									66	2'22.981	16.641			
									24	2'22.658	17.144			
									95	2'22.200	17.191			
									80	2'23.082	19.323			
									11	2'23.794	19.590			
									92	2'23.899	20.954			
									9	2'23.479	24.327			
									99	2'23.040	25.041			
									71	2'24.710	27.715			
									81	2'41.421	2'14.671			
									18	2'41.320	2'15.818			
									10	2'41.078	2'16.607			
									75	2'40.196	2'28.008			
									16	2'45.481	2'33.721			

Lapped rider

These data/results cannot be reproduced, stored and/or transmitted in whole or in part by any manner of electronic, mechanical, photocopying, recording, broadcasting or otherwise now known or herein after developed without the previous express consent by the copyright owner, except for reproduction in daily press and regular printed publications on sale to the public within 60 days of the event related to those data/results and always provided that copyright symbol appears together as follows below.

© DORNA, 2025

Official MotoGP Timing by  TISSOT

www.motogp.com

Austin, Sunday, March 30, 2025

Num	Lap Time	Gap												
11	2'23.771	25.264	84	2'22.013	27.397	53	2'21.081	27.503	4	2'20.722	29.204	27	2'21.156	32.685
92	2'23.396	26.936	24	2'21.802	27.640	95	2'20.549	29.497	64	2'20.840	29.618	64	2'21.321	33.466
9	2'23.365	29.917	11	2'22.435	32.882	24	2'21.426	32.284	95	2'20.778	32.748	95	2'20.164	35.429
99	2'23.211	31.092	80	2'22.621	33.508	66	2'22.411	32.504	24	2'20.646	36.017	24	2'19.505	36.724
71	2'24.877	36.762	92	2'24.013	36.377	84	2'22.340	34.677	66	2'20.644	36.450	66	2'21.115	39.976
10	2'35.738	2'49.425	99	2'23.748	38.751	11	2'21.287	37.718	84	2'21.655	39.750	84	2'20.844	43.089
81	2'36.433	2'49.822	9	2'24.631	39.153	80	2'21.724	38.558	11	2'20.677	41.528	80	2'19.621	43.139
75	2'32.366	2'54.814	71	2'25.044	46.536	92	2'23.409	44.337	80	2'20.396	42.004	11	2'21.247	44.390
18	2'37.842	3'00.028	10	2'29.127	3'11.023	99	2'22.053	44.755	99	2'21.915	50.377	99	2'20.459	53.346
16	2'31.680	3'06.515	81	2'29.170	3'11.564	9	2'23.271	47.176	92	2'22.026	51.031	92	2'21.460	55.195
Lap 9			75	2'27.786	3'13.126	71	2'23.842	56.406	9	2'22.156	54.365	9	2'23.173	1'01.164
96	2'19.806		18	2'26.981	3'18.851	10	2'22.343	3'21.121	71	2'21.915	1'02.890	71	2'25.614	1'12.118
14	2'19.800	4.531	16	2'26.220	3'22.661	81	2'22.379	3'21.462	10	2'17.541	3'20.107	13	2'41.009	2'01.393
21	2'20.914	8.310	Lap 11			75	2'22.124	3'21.996	81	2'18.742	3'21.773			
13	2'20.427	12.708	96	2'19.125		18	2'19.569	3'22.349	18	2'19.011	3'22.285			
7	2'21.828	15.868	14	2'20.106	5.590	16	2'24.224	3'33.244	75	2'19.264	3'22.889			
44	2'22.366	17.540	21	2'19.832	9.703	Lap 13			16	2'19.026	3'35.707			
27	2'22.575	18.522	13	2'20.421	14.496	96	2'19.248		Lap 15					
4	2'22.137	19.142	7	2'21.881	21.061	14	2'18.969	5.539	96	2'18.617				
64	2'22.301	19.685	44	2'21.398	21.552	21	2'19.902	10.918	14	2'19.040	5.520			
28	2'22.546	20.862	27	2'21.430	23.155	13	2'19.823	15.238	21	2'19.183	11.837			
53	2'22.446	21.300	4	2'21.402	23.942	44	2'20.827	25.045	44	2'19.943	28.391			
66	2'22.269	23.819	28	2'20.525	24.148	7	2'21.769	26.102	28	2'20.207	29.992			
95	2'22.439	24.558	64	2'21.571	24.443	27	2'21.043	26.874	7	2'21.213	31.199			
84	2'23.003	24.916	53	2'21.678	25.843	28	2'20.555	27.087	4	2'20.723	31.310			
24	2'22.699	25.370	95	2'20.964	28.369	4	2'21.254	27.631	27	2'21.175	31.503			
11	2'24.521	29.979	66	2'21.790	29.514	64	2'21.128	27.927	64	2'21.118	32.119			
80	2'25.093	30.419	24	2'21.764	30.279	95	2'20.870	31.119	95	2'21.108	35.239			
92	2'24.766	31.896	84	2'23.486	31.758	24	2'21.484	34.520	24	2'19.793	37.193			
9	2'23.943	34.054	11	2'22.095	35.852	66	2'21.699	34.955	66	2'21.002	38.835			
99	2'23.249	34.535	80	2'21.872	36.255	84	2'21.815	37.244	84	2'21.086	42.219			
71	2'24.068	41.024	92	2'23.097	40.349	11	2'21.530	40.000	11	2'20.206	43.117			
10	2'31.809	3'01.428	99	2'22.497	42.123	80	2'21.447	40.757	80	2'20.105	43.492			
81	2'31.910	3'01.926	9	2'23.298	43.326	99	2'22.104	47.611	99	2'21.101	52.861			
75	2'29.864	3'04.872	71	2'24.574	51.985	92	2'23.065	48.154	92	2'21.295	53.709			
18	2'31.180	3'11.402	10	2'26.301	3'18.199	9	2'23.430	51.358	9	2'22.217	57.965			
16	2'29.264	3'15.973	81	2'26.065	3'18.504	71	2'22.966	1'00.124	71	2'22.205	1'06.478			
Lap 10			75	2'25.292	3'19.293	10	2'19.842	3'21.715	13	3'44.439	1'40.358			
96	2'19.532		18	2'22.475	3'22.201	81	2'19.966	3'22.180	10	2'17.034	3'18.524			
14	2'19.610	4.609	16	2'24.905	3'28.441	18	2'19.322	3'22.423	18	2'15.397	3'19.065			
21	2'20.218	8.996	Lap 12			75	2'20.026	3'22.774	81	2'16.780	3'19.936			
13	2'20.024	13.200	96	2'19.421		16	2'21.834	3'35.830	75	2'16.900	3'21.172			
7	2'21.969	18.305	14	2'19.649	5.818	Lap 14			16	2'17.372	3'34.462			
44	2'21.271	19.279	21	2'19.982	10.264	96	2'19.149		Lap 16					
27	2'21.860	20.850	13	2'19.588	14.663	14	2'18.707	5.097	96	2'19.974				
4	2'22.055	21.665	44	2'21.335	23.466	21	2'19.502	11.271	14	2'18.602	4.148			
64	2'21.844	21.997	7	2'21.941	23.581	13	2'18.447	14.536	21	2'20.822	12.685			
28	2'21.418	22.748	27	2'21.345	25.079	44	2'21.169	27.065	44	2'19.958	28.375			
53	2'21.522	23.290	4	2'21.104	25.625	28	2'20.464	28.402	28	2'20.272	30.290			
95	2'21.504	26.530	28	2'21.053	25.780	7	2'21.650	28.603	4	2'20.580	31.916			
66	2'22.562	26.849	64	2'21.025	26.047	27	2'21.220	28.945	7	2'21.415	32.640			

Lapped rider

These data/results cannot be reproduced, stored and/or transmitted in whole or in part by any manner of electronic, mechanical, photocopying, recording, broadcasting or otherwise now known or herein after developed without the previous express consent by the copyright owner, except for reproduction in daily press and regular printed publications on sale to the public within 60 days of the event related to those data/results and always provided that copyright symbol appears together as follows below.

© DORNA, 2025

Official MotoGP Timing by  TISSOT

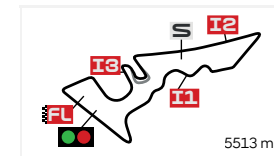
www.motogp.com

Austin, Sunday, March 30, 2025

Page 2 of 2

2025 ROOKIE OF THE YEAR CLASSIFICATION

RED BULL GRAND PRIX OF THE AMERICAS



Circuit Of The Americas

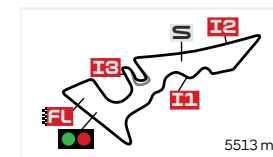
Rider	Nation	Points	Leader	Previous	THA	ARG	AME	QAT	SPA	FRA	GBR	ARA	ITA	NED	GER	CZE	AUT	HUN	CAT	RSM	JPN	INA	AUS	MAL	POR	VAL
1 HOLGADO Daniel	SPA	23			8	7	8																			
2 ORTOLA Ivan	SPA	10	13	13	-	-	10																			
3 VEIJER Collin	NED	6	17	4	-	-	6																			
4 HUERTAS Adrian	SPA	2	21	4	2	-	-																			
5 ALONSO David	COL	2	21	0	-	-	2																			

These data/results cannot be reproduced, stored and/or transmitted in whole or in part by any manner of electronic, mechanical, photocopying, recording, broadcasting or otherwise now known or herein after developed without the previous express consent by the copyright owner, except for reproduction in daily press and regular printed publications on sale to the public within 60 days of the event related to those data/results and always provided that copyright symbol appears together as follows below.

© DORNA, 2025

2025 RIDERS PERFORMANCE

RED BULL GRAND PRIX OF THE AMERICAS



Circuit Of The Americas

(Qualifying Position - Starting Position - Race Position)

#	Rider	Pts	THA	ARG	AME	QAT	SPA	FRA	GBR	ARA	ITA	NED	GER	CZE	AUT	HUN	CAT	RSM	JPN	INA	AUS	MAL	POR	VAL	
1	DIXON Jake	59	8	2	1																				
			8-7	2-1	1-1	-	-	-	-	-	-	-	-	-	-	-	-	-	-	-	-	-	-	-	-
2	CANET Aron	46	3	10	5																				
			3-2	10-4	5-4	-	-	-	-	-	-	-	-	-	-	-	-	-	-	-	-	-	-	-	-
3	GONZALEZ Manuel	45	1	1	2																				
			1-1	1-2	2-22	-	-	-	-	-	-	-	-	-	-	-	-	-	-	-	-	-	-	-	-
4	LOPEZ Alonso	30	9	7	11																				
			9-10	7-8	11-3	-	-	-	-	-	-	-	-	-	-	-	-	-	-	-	-	-	-	-	-
5	ARBOLINO Tony	28	20	12	7																				
			20-13	12-11	7-2	-	-	-	-	-	-	-	-	-	-	-	-	-	-	-	-	-	-	-	-
6	RAMIREZ Marcos	27	7	3	8																				
			7-5	3-5	8-11	-	-	-	-	-	-	-	-	-	-	-	-	-	-	-	-	-	-	-	-
7	BALTUS Barry	23	5	15	3																				
			5-6	15-12	3-7	-	-	-	-	-	-	-	-	-	-	-	-	-	-	-	-	-	-	-	-
8	HOLGADO Daniel	23	15	14	13																				
			15-8	14-9	13-8	-	-	-	-	-	-	-	-	-	-	-	-	-	-	-	-	-	-	-	-
9	AGIUS Senna	19	4	22	15																				
			4-3	22-13	15-23	-	-	-	-	-	-	-	-	-	-	-	-	-	-	-	-	-	-	-	-
10	VIETTI Celestino	16	2	9	18																				
			2-NC	9-3	18-20	-	-	-	-	-	-	-	-	-	-	-	-	-	-	-	-	-	-	-	-
11	MOREIRA Diogo	13	10	5	21																				
			10-4	5-NC	21-21	-	-	-	-	-	-	-	-	-	-	-	-	-	-	-	-	-	-	-	-
12	GUEVARA Izan	12	11	23	26																				
			11-16	23-15	26-5	-	-	-	-	-	-	-	-	-	-	-	-	-	-	-	-	-	-	-	-

NC=Not classified NL=Not finished first lap NP=Not started race re-start N2=Not finished first lap race re-start EX=Excluded NS=Not Started DS=Disqualified

These data/results cannot be reproduced, stored and/or transmitted in whole or in part by any manner of electronic, mechanical, photocopying, recording, broadcasting or otherwise now known or herein after developed without the previous express consent by the copyright owner, except for reproduction in daily press and regular printed publications on sale to the public within 60 days of the event related to those data/results and always provided that copyright symbol appears together as follows below.

© DORNA, 2025

#	Rider	Pts	THA	ARG	AME	QAT	SPA	FRA	GBR	ARA	ITA	NED	GER	CZE	AUT	HUN	CAT	RSM	JPN	INA	AUS	MAL	POR	VAL	
13	ARENAS Albert	11	13	18	20																				
			13-11	18-10	20-24	-	-	-	-	-	-	-	-	-	-	-	-	-	-	-	-	-	-	-	-
14	BINDER Darryn	10	6	8	27																				
			6-17	8-6	-NS	-	-	-	-	-	-	-	-	-	-	-	-	-	-	-	-	-	-	-	-
15	ORTOLA Ivan	10	19	24	23																				
			19-22	24-19	23-6	-	-	-	-	-	-	-	-	-	-	-	-	-	-	-	-	-	-	-	-
16	ESCRIG Alex	10	22	4	14																				
			29-NS	4-7	14-15	-	-	-	-	-	-	-	-	-	-	-	-	-	-	-	-	-	-	-	-
17	AJI Mario	8	14	13	12																				
			14-15	13-NC	12-9	-	-	-	-	-	-	-	-	-	-	-	-	-	-	-	-	-	-	-	-
18	SALAC Filip	7	16	6	9																				
			16-9	6-NC	9-NC	-	-	-	-	-	-	-	-	-	-	-	-	-	-	-	-	-	-	-	-
19	VEIJER Collin	6	24	25	25																				
			24-20	25-24	25-10	-	-	-	-	-	-	-	-	-	-	-	-	-	-	-	-	-	-	-	-
20	ÖNCÜ Deniz	6	12	19	10																				
			12-12	19-14	10-NC	-	-	-	-	-	-	-	-	-	-	-	-	-	-	-	-	-	-	-	-
21	GUTIERREZ Oscar	4	28	28	16																				
			28-25	28-22	16-12	-	-	-	-	-	-	-	-	-	-	-	-	-	-	-	-	-	-	-	-
22	VD GOORBERGH Zonta	3	26	11	4																				
			26-24	11-17	4-13	-	-	-	-	-	-	-	-	-	-	-	-	-	-	-	-	-	-	-	-
23	HUERTAS Adrian	2	18	17	28																				
			18-14	17-NL	27-16	-	-	-	-	-	-	-	-	-	-	-	-	-	-	-	-	-	-	-	-
24	ALONSO David	2	25	20	6																				
			25-21	20-20	6-14	-	-	-	-	-	-	-	-	-	-	-	-	-	-	-	-	-	-	-	-
25	ROBERTS Joe	0	27	16	19																				
			27-18	16-16	19-25	-	-	-	-	-	-	-	-	-	-	-	-	-	-	-	-	-	-	-	-
26	KUNII Yuki	0	23	27	17																				
			23-19	27-23	17-17	-	-	-	-	-	-	-	-	-	-	-	-	-	-	-	-	-	-	-	-
27	SASAKI Ayumu	0	21	21	24																				
			21-23	21-18	24-19	-	-	-	-	-	-	-	-	-	-	-	-	-	-	-	-	-	-	-	-
28	NAVARRO Jorge	0	17	26	22																				
			17-NL	26-21	22-18	-	-	-	-	-	-	-	-	-	-	-	-	-	-	-	-	-	-	-	-

NC=Not classified NL=Not finished first lap NP=Not started race re-start N2=Not finished first lap race re-start EX=Excluded NS=Not Started DS=Disqualified

These data/results cannot be reproduced, stored and/or transmitted in whole or in part by any manner of electronic, mechanical, photocopying, recording, broadcasting or otherwise now known or herein after developed without the previous express consent by the copyright owner, except for reproduction in daily press and regular printed publications on sale to the public within 60 days of the event related to those data/results and always provided that copyright symbol appears together as follows below.

© DORNA, 2025

Official MotoGP Timing by  TISSOT

www.motogp.com

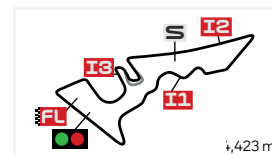
Austin, Sunday, March 30, 2025



OFFICIAL STARTING GRID

RED BULL GRAND PRIX OF THE AMERICAS

RACE : 16 LAPS = 88.208 KM



Circuit Of The Americas

1	3 2'07.727 7 Barry BALTUS Kalex	2 2'07.682 18 Manuel GONZALEZ Kalex	1 2'07.432 96 Jake DIXON Boscoscuro
2	6 2'07.883 80 David ALONSO Kalex	5 2'07.806 44 Aron CANET Kalex	4 2'07.790 84 Zonta VD GOORBERGH Kalex
3	9 2'07.974 12 Filip SALAC Boscoscuro	8 2'07.943 24 Marcos RAMIREZ Kalex	7 2'07.903 14 Tony ARBOLINO Boscoscuro
4	12 2'08.386 64 Mario AJI Kalex	11 2'08.255 21 Alonso LOPEZ Boscoscuro	10 2'08.058 53 Deniz ÖNCÜ Kalex
5	15 2'08.974 81 Senna AGIUS Kalex	14 2'08.931 11 Alex ESCRIG Forward	13 2'08.416 27 Daniel HOLGADO Kalex
6	18 2'10.233 13 Celestino VIETTI Boscoscuro	17 2'09.500 92 Yuki KUNII Kalex	16 2'09.253 66 Oscar GUTIERREZ Boscoscuro
7	21 2'08.453 10 Diogo MOREIRA Kalex	20 2'08.439 75 Albert ARENAS Kalex	19 2'08.421 16 Joe ROBERTS Kalex

FIM MotoGP Stewards long lap penalty for rider #99

The results are provisional until the end of the limit for protest and appeal

Time limit for protest expires 60' after publication of the results - **Beth MILLER** Time: **14:41**

These data/results cannot be reproduced, stored and/or transmitted in whole or in part by any manner of electronic, mechanical, photocopying, recording, broadcasting or otherwise now known or herein after developed without the previous express consent by the copyright owner, except for reproduction in daily press and regular printed publications on sale to the public within 60 days of the event related to those data/results and always provided that copyright symbol appears together as follows below.

© DORNA, 2025

Official MotoGP Timing by **TISSOT**

www.motogp.com

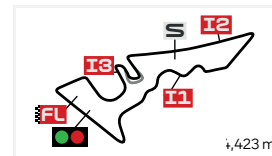
Austin, Saturday, March 29, 2025

Page 1 of 2

OFFICIAL STARTING GRID

RED BULL GRAND PRIX OF THE AMERICAS

RACE : 16 LAPS = 88.208 KM



Circuit Of The Americas

8

24
2'08.894
71 Ayumu SASAKI
Kalex

23
2'08.892
4 Ivan ORTOLA
Boscoscuro

22
2'08.642
9 Jorge NAVARRO
Forward

9

27
2'09.537
99 Adrian HUERTAS
Kalex

26
2'09.280
28 Izan GUEVARA
Boscoscuro

25
2'09.254
95 Collin VEIJER
Kalex

FIM MotoGP Stewards long lap penalty for rider #99

The results are provisional until the end of the limit for protest and appeal:

Time limit for protest expires 60' after publication of the results - **Beth MILLER** Time: **14:41**

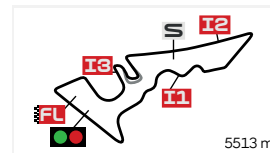
These data/results cannot be reproduced, stored and/or transmitted in whole or in part by any manner of electronic, mechanical, photocopying, recording, broadcasting or otherwise now known or herein after developed without the previous express consent by the copyright owner, except for reproduction in daily press and regular printed publications on sale to the public within 60 days of the event related to those data/results and always provided that copyright symbol appears together as follows below.

© DORNA, 2025

Official MotoGP Timing by TISSOT

www.motogp.com

Austin, Saturday, March 29, 2025



Circuit Of The Americas

TOP SPEED & AVERAGE

RED BULL GRAND PRIX OF THE AMERICAS

RACE

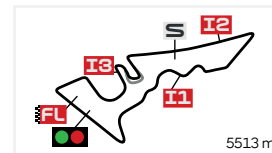
#	Rider	Nation	Motorcycle	Top 5 speeds					Average	Top
18	Manuel GONZALEZ	SPA	KALEX	279.7	276.8	276.1	276.1	272.5	276.2	279.7
81	Senna AGIUS	AUS	KALEX	279.7	279.0	278.3	278.3	277.5	278.6	279.7
95	Collin VEIJER	NED	KALEX	279.0	279.0	278.3	278.3	276.8	278.0	279.0
75	Albert ARENAS	SPA	KALEX	278.3	276.8	276.1	274.6	274.6	276.1	278.3
4	Ivan ORTOLA	SPA	BOSCOSCURO	277.5	276.8	276.8	275.4	275.4	276.4	277.5
14	Tony ARBOLINO	ITA	BOSCOSCURO	276.8	275.4	275.4	275.4	274.6	275.3	276.8
28	Izan GUEVARA	SPA	BOSCOSCURO	276.8	276.1	276.1	275.4	275.4	275.7	276.8
53	Deniz ÖNCÜ	TUR	KALEX	276.8	276.1	275.4	275.4	275.4	275.8	276.8
80	David ALONSO	COL	KALEX	276.8	276.1	276.1	275.4	274.6	275.5	276.8
10	Diogo MOREIRA	BRA	KALEX	276.1	275.4	274.6	274.6	273.9	274.8	276.1
13	Celestino VIETTI	ITA	BOSCOSCURO	276.1	276.1	276.1	275.4	275.4	275.6	276.1
66	Oscar GUTIERREZ	SPA	BOSCOSCURO	276.1	275.4	274.6	273.9	273.9	274.8	276.1
99	Adrian HUERTAS	SPA	KALEX	276.1	274.6	273.9	273.2	272.5	273.8	276.1
21	Alonso LOPEZ	SPA	BOSCOSCURO	275.4	274.6	273.9	273.2	273.2	273.8	275.4
84	Zonta VD GOORBERGH	NED	KALEX	275.4	273.9	273.2	273.2	273.2	273.8	275.4
7	Barry BALTUS	BEL	KALEX	274.6	271.1	271.1	271.1	271.1	271.8	274.6
27	Daniel HOLGADO	SPA	KALEX	274.6	273.9	273.9	273.9	273.9	274.0	274.6
64	Mario AJI	INA	KALEX	273.9	273.2	273.2	272.5	272.5	273.1	273.9
71	Ayumu SASAKI	JPN	KALEX	273.9	273.9	273.2	273.2	271.8	273.2	273.9
92	Yuki KUNII	JPN	KALEX	273.9	273.2	273.2	272.5	272.5	272.9	273.9
16	Joe ROBERTS	USA	KALEX	273.2	272.5	272.5	271.8	271.1	272.2	273.2
9	Jorge NAVARRO	SPA	FORWARD	272.5	271.8	271.1	271.1	271.1	271.5	272.5
24	Marcos RAMIREZ	SPA	KALEX	272.5	272.5	271.8	271.8	271.8	272.1	272.5
44	Aron CANET	SPA	KALEX	272.5	271.8	270.4	270.4	270.4	271.0	272.5
96	Jake DIXON	GBR	BOSCOSCURO	271.8	271.8	271.1	271.1	271.1	271.3	271.8
11	Alex ESCRIG	SPA	FORWARD	270.4	269.7	269.7	269.7	269.7	269.8	270.4
12	Filip SALAC	CZE	BOSCOSCURO	269.7	269.0	269.0	268.3	265.6	268.3	269.7

These data/results cannot be reproduced, stored and/or transmitted in whole or in part by any manner of electronic, mechanical, photocopying, recording, broadcasting or otherwise now known or herein after developed without the previous express consent by the copyright owner, except for reproduction in daily press and regular printed publications on sale to the public within 60 days of the event related to those data/results and always provided that copyright symbol appears together as follows below.

© DORNA, 2025

Official MotoGP Timing by www.motogp.com

Austin, Sunday, March 30, 2025



Circuit Of The Americas

FASTEST LAPS SEQUENCE

RED BULL GRAND PRIX OF THE AMERICAS RACE

Lap	Race Time	# Rider	Nation	Motorcycle	Time	Km/h	Riders's Lap
2	4'44.764	96 Jake DIXON	GBR	BOSCOSCURO	2'21.404	140.3	2
3	7'05.794	96 Jake DIXON	GBR	BOSCOSCURO	2'21.030	140.7	3
4	9'26.481	96 Jake DIXON	GBR	BOSCOSCURO	2'20.687	141.0	4
6	14'08.588	96 Jake DIXON	GBR	BOSCOSCURO	2'20.534	141.2	6
7	16'28.957	96 Jake DIXON	GBR	BOSCOSCURO	2'20.369	141.3	7
8	18'53.885	14 Tony ARBOLINO	ITA	BOSCOSCURO	2'20.358	141.4	8
9	21'09.154	96 Jake DIXON	GBR	BOSCOSCURO	2'19.806	141.9	9
9	21'13.685	14 Tony ARBOLINO	ITA	BOSCOSCURO	2'19.800	141.9	9
10	23'28.686	96 Jake DIXON	GBR	BOSCOSCURO	2'19.532	142.2	10
11	25'47.811	96 Jake DIXON	GBR	BOSCOSCURO	2'19.125	142.6	11
13	30'32.019	14 Tony ARBOLINO	ITA	BOSCOSCURO	2'18.969	142.8	13
14	32'50.726	14 Tony ARBOLINO	ITA	BOSCOSCURO	2'18.707	143.0	14
14	33'00.165	13 Celestino VIETTI	ITA	BOSCOSCURO	2'18.447	143.3	14
15	36'05.736	10 Diogo MOREIRA	BRA	KALEX	2'17.541	144.2	14
16	38'22.770	10 Diogo MOREIRA	BRA	KALEX	2'17.034	144.8	15
16	38'23.311	18 Manuel GONZALEZ	SPA	KALEX	2'15.397	146.5	15

These data/results cannot be reproduced, stored and/or transmitted in whole or in part by any manner of electronic, mechanical, photocopying, recording, broadcasting or otherwise now known or herein after developed without the previous express consent by the copyright owner, except for reproduction in daily press and regular printed publications on sale to the public within 60 days of the event related to those data/results and always provided that copyright symbol appears together as follows below.

© DORNA, 2025

Official MotoGP Timing by

www.motogp.com

Austin, Sunday, March 30, 2025