



Circuit Of The Americas

CLASSIFICATION

RED BULL GRAND PRIX OF THE AMERICAS

PRACTICE

#	Rider	Nation	Team	Motorcycle	Time	Lap Total	Gap	T. Speed
1	96 Jake DIXON	GBR	ELF Marc VDS Racing Team	BOSCOSCURO	2'18.501	16 17		273.9
2	14 Tony ARBOLINO	ITA	BLU CRU Pramac Yamaha Moto2	BOSCOSCURO	2'19.102	11 12	0.601 0.601	274.6
3	21 Alonso LOPEZ	SPA	Team HDR Heidrun	BOSCOSCURO	2'19.415	5 13	0.914 0.313	272.5
4	27 Daniel HOLGADO	SPA	CFMOTO Power Electronics Aspar Team	KALEX	2'19.929	14 14	1.428 0.514	272.5
5	13 Celestino VIETTI	ITA	Team HDR Heidrun	BOSCOSCURO	2'20.030	9 17	1.529 0.101	276.1
6	11 Alex ESCRIG	SPA	KLINT Forward Factory Team	FORWARD	2'20.211	10 13	1.710 0.181	272.5
7	7 Barry BALTUS	BEL	Fantic Racing LINO SONEGO	KALEX	2'20.236	15 17	1.735 0.025	273.9
8	24 Marcos RAMIREZ	SPA	OnlyFans American Racing Team	KALEX	2'20.403	15 15	1.902 0.167	272.5
9	66 Oscar GUTIERREZ	SPA	QJMOTOR - FRINSA - MSI	BOSCOSCURO	2'20.610	16 17	2.109 0.207	274.6
10	92 Yuki KUNII	JPN	Idemitsu Honda Team Asia	KALEX	2'20.612	8 16	2.111 0.002	273.9
11	44 Aron CANET	SPA	Fantic Racing LINO SONEGO	KALEX	2'20.652	11 13	2.151 0.040	269.7
12	84 Zonta VD GOORBERGH	NED	RW-Idrofoglia Racing GP	KALEX	2'20.683	12 14	2.182 0.031	272.5
13	81 Senna AGIUS	AUS	LIQUI MOLY Dynavolt Intact GP	KALEX	2'20.686	9 15	2.185 0.003	273.2
14	64 Mario AJI	INA	Idemitsu Honda Team Asia	KALEX	2'20.738	8 15	2.237 0.052	269.7
15	4 Ivan ORTOLA	SPA	QJMOTOR - FRINSA - MSI	BOSCOSCURO	2'20.951	7 15	2.450 0.213	274.6
16	53 Deniz ÖNCÜ	TUR	Red Bull KTM Ajo	KALEX	2'21.091	15 15	2.590 0.140	272.5
17	9 Jorge NAVARRO	SPA	KLINT Forward Factory Team	FORWARD	2'21.440	11 12	2.939 0.349	269.0
18	71 Ayumu SASAKI	JPN	RW - Idrofoglia Racing GP	KALEX	2'21.611	17 17	3.110 0.171	271.8
19	28 Izan GUEVARA	SPA	BLU CRU Pramac Yamaha Moto2	BOSCOSCURO	2'21.646	8 15	3.145 0.035	273.9
20	10 Diogo MOREIRA	BRA	Italtrans Racing Team	KALEX	2'21.668	5 13	3.167 0.022	273.9
21	95 Collin VEIJER	NED	Red Bull KTM Ajo	KALEX	2'21.679	17 17	3.178 0.011	271.8
22	15 Darryn BINDER	RSA	ITALJET Gresini Moto2	KALEX	2'21.799	6 14	3.298 0.120	268.3
23	16 Joe ROBERTS	USA	OnlyFans American Racing Team	KALEX	2'21.922	13 15	3.421 0.123	273.2
24	75 Albert ARENAS	SPA	ITALJET Gresini Moto2	KALEX	2'21.940	5 14	3.439 0.018	270.4
25	80 David ALONSO	COL	CFMOTO Power Electronics Aspar Team	KALEX	2'22.159	13 14	3.658 0.219	275.4
26	18 Manuel GONZALEZ	SPA	LIQUI MOLY Dynavolt Intact GP	KALEX	2'22.485	8 13	3.984 0.326	271.8
27	99 Adrian HUERTAS	SPA	Italtrans Racing Team	KALEX	2'22.511	6 14	4.010 0.026	273.9
28	12 Filip SALAC	CZE	ELF Marc VDS Racing Team	BOSCOSCURO	2'22.588	7 14	4.087 0.077	273.9

 Practice condition: **Wet**

Air: 21°

Humidity: 82%

Ground: 26°

Fastest Lap:	Lap: 16	Jake DIXON	2'18.501	143.2 Km/h
Best Race Lap:	2024	Alonso LOPEZ	2'08.210	154.7 Km/h
All-Time Lap Record:	2024	Fermin ALDEGUER	2'07.543	155.6 Km/h

The results are provisional until the end of the limit for protest and appeals.

Time limit for protest expires 60' after publication of the results - Time:

These data/results cannot be reproduced, stored and/or transmitted in whole or in part by any manner of electronic, mechanical, photocopying, recording, broadcasting or otherwise now known or herein after developed without the previous express consent by the copyright owner, except for reproduction in daily press and regular printed publications on sale to the public within 60 days of the event related to those data/results and always provided that copyright symbol appears together as follows below.

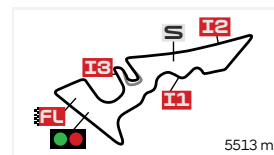
© DORNA, 2025

Official MotoGP Timing by

www.motogp.com

Austin, Friday, March 28, 2025

Beth MILLER
15:01



Circuit Of The Americas

TOP SPEED & AVERAGE

RED BULL GRAND PRIX OF THE AMERICAS

PRACTICE

#	Rider	Nation	Motorcycle	Top 5 speeds					Average	Top
13	Celestino VIETTI	ITA	BOSCOSCURO	276.1	276.1	275.4	274.6	274.6	275.4	276.1
80	David ALONSO	COL	KALEX	275.4	273.9	273.2	272.5	272.5	273.1	275.4
4	Ivan ORTOLA	SPA	BOSCOSCURO	274.6	274.6	274.6	273.9	273.9	274.3	274.6
14	Tony ARBOLINO	ITA	BOSCOSCURO	274.6	272.5	272.5	272.5	271.8	272.3	274.6
66	Oscar GUTIERREZ	SPA	BOSCOSCURO	274.6	274.6	274.6	273.9	273.2	274.0	274.6
7	Barry BALTUS	BEL	KALEX	273.9	271.1	270.4	270.4	270.4	271.2	273.9
10	Diogo MOREIRA	BRA	KALEX	273.9	273.9	273.2	273.2	272.5	273.3	273.9
12	Filip SALAC	CZE	BOSCOSCURO	273.9	273.9	273.2	273.2	273.2	273.5	273.9
28	Izan GUEVARA	SPA	BOSCOSCURO	273.9	273.2	273.2	273.2	272.5	272.9	273.9
92	Yuki KUNII	JPN	KALEX	273.9	273.2	272.5	272.5	271.8	272.8	273.9
96	Jake DIXON	GBR	BOSCOSCURO	273.9	272.5	272.5	271.8	271.1	272.4	273.9
99	Adrian HUERTAS	SPA	KALEX	273.9	271.1	270.4	270.4	270.4	271.0	273.9
16	Joe ROBERTS	USA	KALEX	273.2	268.3	268.3	267.7	267.7	268.8	273.2
81	Senna AGIUS	AUS	KALEX	273.2	273.2	273.2	271.1	271.1	272.0	273.2
11	Alex ESCRIG	SPA	FORWARD	272.5	270.4	270.4	269.7	269.7	270.5	272.5
21	Alonso LOPEZ	SPA	BOSCOSCURO	272.5	271.8	271.1	270.4	269.7	270.7	272.5
24	Marcos RAMIREZ	SPA	KALEX	272.5	271.8	270.4	270.4	269.0	270.1	272.5
27	Daniel HOLGADO	SPA	KALEX	272.5	272.5	271.8	271.8	271.8	272.0	272.5
53	Deniz ÖNCÜ	TUR	KALEX	272.5	271.8	271.1	271.1	270.4	270.9	272.5
84	Zonta VD GOORBERGH	NED	KALEX	272.5	271.8	271.8	271.8	271.8	271.9	272.5
18	Manuel GONZALEZ	SPA	KALEX	271.8	271.8	271.8	271.8	270.4	271.3	271.8
71	Ayumu SASAKI	JPN	KALEX	271.8	271.1	271.1	270.4	270.4	270.7	271.8
95	Collin VEIJER	NED	KALEX	271.8	271.8	271.1	271.1	270.4	270.9	271.8
75	Albert ARENAS	SPA	KALEX	270.4	270.4	269.7	269.0	269.0	269.7	270.4
44	Aron CANET	SPA	KALEX	269.7	269.7	269.0	269.0	269.0	269.3	269.7
64	Mario AJI	INA	KALEX	269.7	269.0	269.0	267.7	267.7	268.4	269.7
9	Jorge NAVARRO	SPA	FORWARD	269.0	269.0	268.3	267.7	266.3	267.8	269.0
15	Darryn BINDER	RSA	KALEX	268.3	268.3	268.3	267.7	267.7	268.0	268.3

These data/results cannot be reproduced, stored and/or transmitted in whole or in part by any manner of electronic, mechanical, photocopying, recording, broadcasting or otherwise now known or herein after developed without the previous express consent by the copyright owner, except for reproduction in daily press and regular printed publications on sale to the public within 60 days of the event related to those data/results and always provided that copyright symbol appears together as follows below.

© DORNA, 2025

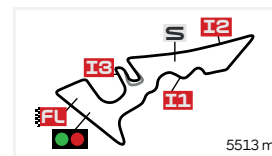
Official MotoGP Timing by www.motogp.com

Austin, Friday, March 28, 2025

CHRONOLOGICAL ANALYSIS OF PERFORMANCES

RED BULL GRAND PRIX OF THE AMERICAS

PRACTICE



Circuit Of The Americas

* Lap / Sector time cancelled
P Crossing the finish line in pit lane

T1 Time from finish line to 1st intermediate
T2 Time from 1st intermed. to 2nd intermed.

T3 Time from 2nd intermed. to 3rd intermed.
T4 Time from 3rd intermediate to finish line

Lap	Lap Time	T1	T2	T3	T4	Speed	Lap	Lap Time	T1	T2	T3	T4	Speed	
1st	96	Jake DIXON		ELF Marc VDS Racing Te		GBR	7	2'32.148	P	41.904	35.799	36.454	37.991	269.0
		Runs=1	Total laps=17	Full laps=16	Valid laps=15		8	10'01.018		41.584	36.783	38.658	32.827	268.3
1	3'45.828	42.392	36.033	35.843	32.841	268.3	9	2'21.710		40.081	34.548	34.911	32.170	
2	2'22.778	40.785	34.632	35.125	32.236	269.0	10	2'27.922	P	40.021	35.208	36.027	36.666	269.0
3	2'24.286	40.324	35.801	35.838	32.323	265.6	11	4'20.430		41.766	35.142	35.053	32.349	269.7
4	2'20.146	39.647	34.022	34.702	31.775	270.4	12	2'20.187	*	39.642	34.060	34.703	31.782	* 271.8
5	2'21.152	39.910	34.574	34.705	31.963	272.5	13	2'19.435		39.494	33.828	34.481	31.632	272.5
6	2'19.502	39.454	34.042	34.340	31.666	270.4								
7	2'18.737	39.190	33.827	34.368	31.352	270.4								
8	2'21.593	39.271	35.974	34.652	31.696	268.3								
9	2'20.455	*	39.201	34.645	34.954	*								
10	2'19.007	39.338	33.819	34.199	31.651	269.7								
11	2'18.648	39.074	33.760	34.105	31.709	270.4								
12	2'27.857	43.210	36.294	35.084	33.269	268.3								
13	2'18.554	39.150	33.887	34.041	31.476	270.4								
14	2'29.480	46.921	34.937	34.966	32.656	270.4								
15	2'19.627	39.171	34.538	34.456	31.462	271.8								
16	2'18.501	39.007	33.704	34.297	31.493	271.1								
17	2'18.709	39.199	33.831	34.248	31.431	272.5								
4th	27	Daniel HOLGADO		CFMOTO Power Electro		SPA	1	2'52.209		40.767	36.396	38.518	36.004	271.1
		Runs=2	Total laps=14	Full laps=11	Valid laps=9		2	2'25.407		42.015	35.542	35.264	32.586	271.8
1	2'52.209					271.1	3	2'22.837		40.655	34.698	35.008	32.476	270.4
2	2'25.407					271.8	4	2'21.611		40.325	34.337	34.797	32.152	271.8
3	2'22.837					270.4	5	2'21.122	*	39.925	34.441	* 34.587	32.169	271.8
4	2'21.611					271.8	6	2'21.265		39.995	34.353	34.790	32.127	272.5
5	2'21.122	*				271.8	7	2'26.287	*	39.761	37.835	* 35.975	32.716	268.3
6	2'21.265					272.5	8	2'20.697		39.971	34.430	34.421	31.875	271.1
7	2'26.287	*				268.3	9	2'35.442	P	43.613	* 36.579	37.099	38.151	249.3
8	2'20.697					271.1	10	10'38.603		39.827	36.429	35.070	32.360	270.4
9	2'35.442	P				249.3	11	2'21.100		39.963	34.510	34.533	32.094	271.8
10	10'38.603					270.4	12	2'20.718		39.886	34.379	34.386	32.067	271.1
11	2'21.100					271.8	13	2'20.161		39.653	34.215	34.540	31.753	271.1
12	2'20.718					271.1	14	2'19.929		39.573	34.136	34.466	31.754	272.5
13	2'20.161					271.1								
14	2'19.929					272.5								
5th	13	Celestino VIETTI		Team HDR Heidrun		ITA	1	3'04.323		41.495	36.022	38.472	32.994	273.2
		Runs=1	Total laps=17	Full laps=15	Valid laps=15		2	2'23.219		40.400	34.903	35.325	32.591	275.4
1	3'04.323					273.2	3	2'31.390		40.626	34.971	43.006	32.787	273.2
2	2'23.219					275.4	4	2'21.071		40.078	34.409	34.517	32.067	274.6
3	2'31.390					273.2	5	2'20.921		39.844	34.303	34.615	32.159	276.1
4	2'21.071					274.6	6	2'20.637		39.644	34.101	34.631	32.261	276.1
5	2'20.921					276.1	7	2'21.123		39.859	34.525	34.638	32.101	272.5
6	2'20.637					276.1	8	2'27.300		39.583	34.040	41.403	32.274	273.9
7	2'21.123					272.5	9	2'20.030		39.563	34.012	34.391	32.064	273.9
8	2'27.300					273.9	10	2'22.291		39.752	34.539	35.467	32.533	271.1
9	2'20.030					273.9	11	2'20.590		39.673	34.058	34.606	32.253	273.2
10	2'22.291					271.1	12	2'20.689		39.596	34.244	34.567	32.282	272.5
11	2'20.590					273.2	13	2'23.450		39.830	34.072	37.261	32.287	273.2
12	2'20.689					272.5	14	2'20.894		39.787	34.035	34.859	32.213	272.5
13	2'23.450					273.2	15	2'25.998		39.521	39.650	34.891	31.936	271.8
14	2'20.894					272.5	16	2'20.036		39.656	33.927	34.509	31.944	273.9
15	2'25.998					271.8								
16	2'20.036					273.9								

Fastest Lap: Jake DIXON GBR ELF Marc VDS Racing Team **2'18.501** 39.007 33.704 34.297 31.493

These data/results cannot be reproduced, stored and/or transmitted in whole or in part by any manner of electronic, mechanical, photocopying, recording, broadcasting or otherwise now known or herein after developed without the previous express consent by the copyright owner, except for reproduction in daily press and regular printed publications on sale to the public within 60 days of the event related to those data/results and always provided that copyright symbol appears together as follows below.

© DORNA, 2025

Official MotoGP Timing by TISSOT

www.motogp.com

Austin, Friday, March 28, 2025

Practice

Moto2™

Lap	Lap Time	T1	T2	T3	T4	Speed
17	3'15.683 P	39.585	33.869	37.639	1'24.590	274.6

6th	11	Alex ESCRIG	KLINT Forward Factory	SPA		
Runs=2	Total laps=13	Full laps=9	Valid laps=8			
1	2'58.776	45.405	37.259	43.040	34.171	264.3
2	2'30.860	41.043	35.233	41.580	33.004	269.7
3	2'25.458	40.641	35.394	36.047	33.376	272.5
4	2'23.217	40.465	35.007	35.102	32.643	270.4
5	2'22.887	40.145	34.918	35.057	32.767	269.7
6	2'33.273 P	40.302	36.313	37.787	38.871	260.4
7	12'46.719 *	40.578	36.023	35.248	32.851 *	264.3
8	2'21.964	40.220	34.632	34.867	32.245	268.3
9	2'20.606	39.812	34.256	34.504	32.034	268.3
10	2'20.211	39.711	34.165	34.443	31.892	267.7
11	2'25.152 *	43.040	34.988	34.914	32.210 *	268.3
12	2'20.799	39.744	34.311	34.657	32.087	270.4
13	2'40.658 P	45.307 *	38.458	37.549	39.344	267.7

7th	7	Barry BALTUS	Fantic Racing LINO SO	BEL		
Runs=1	Total laps=17	Full laps=16	Valid laps=16			
1	2'58.273	40.190	36.215	35.954	33.366	267.7
2	2'23.569	41.167	34.750	35.021	32.631	269.0
3	2'24.592	41.133	35.552	35.477	32.430	270.4
4	2'22.600	40.347	34.675	35.197	32.381	271.1
5	2'21.858	40.353	34.540	34.951	32.014	270.4
6	2'22.825	40.169	34.729	35.197	32.730	270.4
7	2'22.232	40.168	34.877	35.038	32.149	273.9
8	2'21.581	40.175	34.734	34.825	31.847	267.0
9	2'21.357	39.927	34.459	34.893	32.078	266.3
10	2'20.885	39.837	34.303	34.814	31.931	265.6
11	2'21.237	40.058	34.220	34.845	32.114	266.3
12	2'21.443	39.878	34.680	34.765	32.120	266.3
13	2'20.713	39.800	34.287	34.664	31.962	267.7
14	2'20.679	39.837	34.209	34.615	32.018	267.7
15	2'20.236	39.593	34.193	34.546	31.904	267.7
16	2'21.468	40.082	34.401	34.878	32.107	267.7
17	2'32.391	40.112	35.975	41.202	35.102	266.3

8th	24	Marcos RAMIREZ	OnlyFans American Raci	SPA		
Runs=2	Total laps=15	Full laps=12	Valid laps=11			
1	2'51.233	43.931	38.870	41.300	35.701	263.7
2	2'29.016	42.684	36.281	36.421	33.630	269.0
3	2'28.069	43.711	35.565	35.884	32.909	272.5
4	2'24.510	41.193	35.090	35.476	32.751	271.8
5	2'23.939	41.192	34.876	35.221	32.650	270.4
6	2'29.654 *	45.015 *	36.725	35.485	32.429	270.4
7	2'22.542	40.641	34.621	34.961	32.319	269.0
8	2'26.297 P	40.585	34.653	35.125	35.934	269.0
9	7'07.922	41.764	35.790	35.471	33.114	263.0
10	2'22.843	40.692	34.662	34.938	32.551	268.3
11	2'21.923	40.329	34.509	34.825	32.260	267.7
12	2'41.374	40.327	34.578	47.051	39.418	267.0
13	2'21.415	40.265	34.509	34.650	31.991	268.3
14	2'20.839	39.993	34.224	34.684	31.938	268.3
15	2'20.403	39.968	34.112	34.500	31.823	269.0

Lap	Lap Time	T1	T2	T3	T4	Speed
9th	66	Oscar GUTIERREZ	QJMOTOR - FRINSA - SPA			
Runs=1	Total laps=17	Full laps=16	Valid laps=16			
1	2'53.658	41.997	37.011	37.111	34.441	264.3
2	2'27.849	41.774	36.236	36.005	33.834	271.8
3	2'26.663	41.881	35.799	35.759	33.224	273.9
4	2'24.264	40.780	35.067	35.593	32.824	273.2
5	2'23.737	40.535	35.187	35.341	32.674	272.5
6	2'24.614	40.640	35.150	36.096	32.728	271.8
7	2'23.130	40.572	34.967	35.018	32.573	274.6
8	2'22.233	40.203	34.637	34.907	32.486	271.1
9	2'27.120	40.179	34.805	38.754	33.382	267.7
10	2'22.666	40.170	34.729	35.110	32.657	270.4
11	2'24.810	40.237	34.793	34.867	34.913	271.8
12	2'27.344	40.358	35.748	38.142	33.096	228.3
13	2'21.861	40.084	34.530	34.701	32.546	274.6
14	2'21.309	40.087	34.307	34.634	32.281	274.6
15	2'21.684	39.997	34.839	34.582	32.266	271.8
16	2'20.610	39.878	34.309	34.427	31.996	272.5
17	2'27.337	39.783	34.260	34.740	38.554	273.2

10th	92	Yuki KUNII	Idemitsu Honda Team	JPN		
Runs=2	Total laps=16	Full laps=13	Valid laps=13			
1	3'02.392	41.545	37.117	37.001	33.306	265.0
2	2'25.431	41.562	35.107	35.612	33.150	269.7
3	2'24.415	41.252	34.830	35.379	32.954	271.8
4	2'22.453	40.550	34.644	35.041	32.218	270.4
5	2'22.384	40.640	34.593	34.872	32.279	270.4
6	2'22.652	40.663	34.495	35.279	32.215	272.5
7	2'21.640	40.390	34.538	34.728	31.984	269.0
8	2'20.612	39.983	34.296	34.426	31.907	270.4
9	2'20.711	39.970	34.107	34.475	32.159	269.7
10	2'20.798	39.912	34.237	34.629	32.020	269.7
11	2'26.059 P	39.130 *	35.397	35.076	36.456	269.0
12	5'28.721	40.080	35.464	35.149	32.451	270.4
13	2'21.987	40.488	34.480	34.884	32.135	272.5
14	2'22.532	40.321	34.671	34.564	32.976	271.1
15	2'22.039	40.367	34.506	35.088	32.078	273.2
16	2'21.280	40.281	34.155	34.802	32.042	273.9

11th	44	Aron CANET	Fantic Racing LINO SO	SPA		
Runs=2	Total laps=13	Full laps=10	Valid laps=10			
1	5'07.875	43.536	39.231	37.827	34.376	264.3
2	2'27.502	41.886	35.938	36.566	33.112	269.0
3	2'23.333	40.775	34.695	35.321	32.542	269.0
4	2'22.580	40.303	34.661	35.107	32.509	268.3
5	2'22.381	40.269	34.780	35.104	32.228	268.3
6	2'21.553	39.858	34.431	34.991	32.273	267.7
7	2'21.565	39.999	34.282	35.021	32.263	265.6
8	2'42.734 P	47.671	35.430	35.924	43.709	265.0
9	10'06.682	39.946	35.124	35.131	32.695	267.7
10	2'21.208	39.899	34.504	34.685	32.120	269.0
11	2'20.652	39.427	34.236	34.928	32.061	269.7
12	2'31.434	48.358	35.444	34.896	32.736	269.7
13	2'34.131	39.776	40.978	39.807	33.570	247.6

Fastest Lap: Jake DIXON GBR ELF Marc VDS Racing Team 2'18.501 39.007 33.704 34.297 31.493

These data/results cannot be reproduced, stored and/or transmitted in whole or in part by any manner of electronic, mechanical, photocopying, recording, broadcasting or otherwise now known or herein after developed without the previous express consent by the copyright owner, except for reproduction in daily press and regular printed publications on sale to the public within 60 days of the event related to those data/results and always provided that copyright symbol appears together as follows below.

© DORNA, 2025

Official MotoGP Timing by TISSOT

www.motogp.com

Austin, Friday, March 28, 2025



Practice

Moto2™

Lap	Lap Time	T1	T2	T3	T4	Speed
12th	84	Zonta VD GOORBERGH		RW - Idrofoglia Racing G NED		
		Runs=2	Total laps=14	Full laps=11	Valid laps=11	
1	2'47.894	43.649	38.044	37.321	33.793	269.0
2	2'29.942	41.693	35.963	38.837	33.449	268.3
3	2'23.685	40.792	35.100	35.231	32.562	271.8
4	2'22.825	40.543	34.835	34.973	32.474	271.1
5	2'21.857	40.338	34.619	34.829	32.071	270.4
6	2'20.981	39.837	34.398	34.582	32.164	271.8
7	2'24.593	39.844	34.511	36.943	33.295	271.1
8	2'21.151	39.841	34.494	34.722	32.094	271.8
9	2'31.922 P	40.790	35.273	40.201	35.658	269.0
10	8'32.827	39.060	35.659	35.635	32.982	268.3
11	2'21.739	40.007	34.574	34.738	32.420	271.1
12	2'20.683	39.794	34.337	34.439	32.113	271.8
13	2'24.235	39.775	34.510	36.473	33.477	271.1
14	2'25.370	39.785	34.355	37.599	33.631	272.5

Lap	Lap Time	T1	T2	T3	T4	Speed
13th	81	Senna AGIUS		LIQUI MOLY Dynavolt AUS		
		Runs=2	Total laps=15	Full laps=12	Valid laps=12	
1	2'46.514	41.125	36.191	36.222	33.172	271.1
2	2'24.122	41.361	35.103	35.142	32.516	270.4
3	2'23.337	40.699	34.641	35.681	32.316	273.2
4	2'21.173	40.133	34.383	34.677	31.980	273.2
5	2'21.893	40.122	34.227	35.040	32.504	273.2
6	2'20.797	40.297	34.117	34.419	31.964	269.7
7	2'20.982	39.950	34.295	34.508	32.229	269.0
8	2'21.174	40.036	34.213	34.801	32.124	269.0
9	2'20.686	39.975	34.123	34.603	31.985	269.0
10	2'25.328 P	39.959 *	34.738	35.584	35.047	267.7
11	6'20.617	38.913	34.878	35.223	32.446	271.1
12	2'21.390	40.208	34.187	34.690	32.305	271.1
13	2'21.840	40.133	34.305	34.991	32.411	270.4
14	2'21.845	40.222	34.510	34.945	32.168	269.7
15	2'29.505	40.441	34.497	40.992	33.575	271.1

Lap	Lap Time	T1	T2	T3	T4	Speed
14th	64	Mario AJI		Idemitsu Honda Team INA		
		Runs=2	Total laps=15	Full laps=12	Valid laps=11	
1	3'41.491	42.185	37.083	37.144	33.529	259.8
2	2'26.270	41.803	35.577	35.760	33.130	266.3
3	2'22.621	40.647	34.650	35.180	32.144	267.7
4	2'22.483	40.163	34.578	35.408	32.334	267.7
5	2'22.868	40.470	34.829	35.052	32.517	267.7
6	2'22.148	40.004	34.828	35.015	32.301	269.0
7	2'22.389	40.242	34.605	35.178	32.364	265.6
8	2'20.738	39.620	34.531	34.643	31.944	267.0
9	2'27.158 *	39.817	34.208	39.858 *	33.275	267.0
10	2'31.995 P	40.764	35.531	36.241	39.459	265.0
11	6'39.438	41.186	36.104	39.356	32.381	264.3
12	2'29.045	44.050	36.887	35.391	32.717	266.3
13	2'21.252	39.958	34.479	34.733	32.082	269.7
14	2'20.826	39.691	34.110	34.833	32.192	267.7
15	2'20.788	39.802	34.401	34.690	31.895	269.0

Lap	Lap Time	T1	T2	T3	T4	Speed
15th	4	Ivan ORTOLA		QJMOTOR - FRINSA - SPA		
		Runs=2	Total laps=15	Full laps=12	Valid laps=12	
1	2'49.904	41.590	36.778	36.721	33.723	273.9
2	2'25.177	41.533	35.390	35.279	32.975	272.5
3	2'23.370	40.954	35.112	34.729	32.575	271.8
4	2'22.055	40.561	34.475	34.689	32.330	273.2
5	2'21.292	40.104	34.317	34.597	32.274	274.6
6	2'23.230	40.258	34.619	35.828	32.525	274.6
7	2'20.951	39.871	34.391	34.542	32.147	273.9
8	2'20.989	39.892	34.265	34.612	32.220	273.9
9	2'21.206	40.050	34.403	34.581	32.172	271.8
10	2'29.125 P	41.326	35.350	35.828	36.621	271.8
11	7'21.381	41.424	36.341	35.380	32.819	270.4
12	2'25.246	40.381	34.849	37.344	32.672	272.5
13	2'21.302	39.922	34.597	34.677	32.106	273.2
14	2'21.736	40.330	34.524	34.685	32.197	274.6
15	2'25.990	40.776	36.747	35.253	33.214	273.2

Lap	Lap Time	T1	T2	T3	T4	Speed
16th	53	Deniz ÖNCÜ		Red Bull KTM Ajo TUR		
		Runs=2	Total laps=15	Full laps=12	Valid laps=10	
1	3'40.596	42.975	37.521	37.023	33.820	267.0
2	2'26.373	42.194	35.582	35.724	32.873	267.7
3	2'22.729	40.636	34.546	35.119	32.428	269.7
4	2'22.927	40.532	34.401	35.415	32.579	269.7
5	2'22.779	40.276	34.279	35.782	32.442	270.4
6	2'22.214 *	40.139	34.467 *	35.193	32.415	270.4
7	2'21.432	39.970	34.311	34.845	32.306	271.1
8	2'21.114	39.742	34.285	35.023	32.064	270.4
9	2'26.628 *	40.004	34.194	39.428 *	33.002	270.4
10	2'22.448	39.909	34.652	35.336	32.551	268.3
11	2'24.946 P	40.141	34.435	35.583	34.787	270.4
12	6'52.167	43.417	35.182	35.352	32.356	270.4
13	2'22.483	40.279	34.367	35.031	32.806	271.1
14	2'21.124	40.012	34.297	34.826	31.989	271.8
15	2'21.091	39.789	34.732	34.649	31.921	272.5

Lap	Lap Time	T1	T2	T3	T4	Speed
17th	9	Jorge NAVARRO		KLINT Forward Factory SPA		
		Runs=3	Total laps=12	Full laps=8	Valid laps=8	
1	3'08.202 P	45.374	38.080	41.308	41.834	265.6
2	3'31.495	40.324	36.062	36.262	32.996	263.7
3	2'24.308	41.001	35.484	35.357	32.466	265.6
4	2'23.253	40.243	35.184	35.472	32.354	265.0
5	2'22.396	40.133	34.643	35.301	32.319	265.6
6	2'21.988	40.009	34.712	35.140	32.127	266.3
7	2'31.413 P	40.002 *	36.864	36.767	37.780	263.0
8	13'36.086	40.751	35.723	35.355	32.171	266.3
9	2'21.900	40.124	34.613	35.246	31.917	269.0
10	2'21.601	40.099	34.699	34.802	32.001	269.0
11	2'21.440	40.011	34.613	34.892	31.924	267.7
12	2'21.599	40.001	34.570	35.061	31.967	268.3

Lap	Lap Time	T1	T2	T3	T4	Speed
18th	71	Ayumu SASAKI		RW - Idrofoglia Racing JPN		
		Runs=1	Total laps=17	Full laps=16	Valid laps=16	
1	2'58.718	42.006	37.610	38.168	34.435	265.6
2	2'27.714	42.112	36.069	36.212	33.321	269.7

Fastest Lap: Jake DIXON GBR ELF Marc VDS Racing Team **2'18.501** 39.007 33.704 34.297 31.493

These data/results cannot be reproduced, stored and/or transmitted in whole or in part by any manner of electronic, mechanical, photocopying, recording, broadcasting or otherwise now known or herein after developed without the previous express consent by the copyright owner, except for reproduction in daily press and regular printed publications on sale to the public within 60 days of the event related to those data/results and always provided that copyright symbol appears together as follows below.

© DORNA, 2025

Official MotoGP Timing by TISSOT

www.motogp.com

Austin, Friday, March 28, 2025

Page 3 of 5

Practice

Moto2™

Lap	Lap Time	T1	T2	T3	T4	Speed	Lap	Lap Time	T1	T2	T3	T4	Speed
3	2'25.687	41.019	35.620	36.085	32.963	271.1	4	2'24.057	40.562	35.076	35.687	32.732	270.4
4	2'24.621	40.985	35.221	35.718	32.697	270.4	5	2'23.455	40.626	34.925	35.404	32.500	270.4
5	2'23.790	40.253	35.155	35.649	32.733	268.3	6	2'23.980	40.538	35.103	35.538	32.801	269.7
6	2'25.042	40.926	35.236	36.009	32.871	271.1	7	2'23.256	40.570	34.880	35.204	32.602	270.4
7	2'22.894	40.236	34.997	35.171	32.490	270.4	8	2'23.163	40.427	34.894	35.207	32.635	268.3
8	2'23.636	40.312	35.041	35.714	32.569	268.3	9	2'23.380 *	40.393	34.573	35.784 *	32.630	269.0
9	2'22.729	40.266	34.680	35.356	32.427	269.0	10	2'22.926	40.578	34.727	35.097	32.524	269.0
10	2'22.568	40.207	34.804	35.208	32.349	268.3	11	2'22.236	40.221	34.425	35.072	32.518	269.7
11	2'26.026	42.782	34.791	35.762	32.691	269.0	12	2'21.844	40.131	34.673	34.796	32.244	269.7
12	2'23.297	40.643	34.780	35.384	32.490	270.4	13	2'22.261	40.268	34.619	35.058	32.316	270.4
13	2'22.550	40.287	34.621	35.220	32.422	270.4	14	2'21.685	40.060	34.299	34.853	32.473	270.4
14	2'22.413	40.395	34.586	35.165	32.267	269.7	15	2'22.432	40.172	34.597	35.015	32.648	271.1
15	2'22.338	40.126	34.738	35.345	32.129	270.4	16	2'22.462	40.276	34.436	34.977	32.773	271.8
16	2'21.894	40.266	34.480	34.858	32.290	270.4	17	2'21.679	40.147	34.485	34.744	32.303	271.8
17	2'21.611	40.066	34.520	34.868	32.157	271.8							

19th 28 Izan GUEVARA BLU CRU Pramac Yama SPA
Runs=2 Total laps=15 Full laps=12 Valid laps=12

1	2'42.479	41.863	37.178	36.490	33.567	269.0
2	2'25.516	41.889	35.098	35.393	33.136	272.5
3	2'23.567	40.821	35.008	35.300	32.438	272.5
4	2'22.837	40.484	34.795	35.141	32.417	272.5
5	2'22.534	40.276	34.677	35.107	32.474	271.8
6	2'22.593	40.807	34.664	34.911	32.211	272.5
7	2'21.880	40.292	34.358	34.960	32.270	272.5
8	2'21.646	40.151	34.419	34.978	32.098	271.1
9	2'27.041 P	40.097	35.043	35.643	36.258	269.7
10	7'15.144	40.013	37.268	36.148	33.256	270.4
11	2'25.440	40.598	36.030	36.035	32.777	262.3
12	2'26.012	40.430	34.915	35.208	35.459	273.2
13	2'22.618	40.520	34.627	35.039	32.432	273.9
14	2'22.814	40.547	34.610	34.922	32.735	273.2
15	2'21.668	40.252	34.474	34.914	32.028	273.2

20th 10 Diogo MOREIRA Italtrans Racing Team BRA
Runs=2 Total laps=13 Full laps=9 Valid laps=9

1	3'00.350	40.392	36.461	35.318	33.375	268.3
2	2'28.656	41.512	35.140	36.310	35.694	272.5
3	2'24.456	40.994	35.199	35.192	33.071	273.9
4	2'27.164	40.861	34.997	35.424	35.882	273.9
5	2'21.668	40.230	34.304	34.664	32.470	271.8
6	2'22.834	40.167	34.877	35.143	32.647	273.2
7	2'21.682	40.047	34.419	34.706	32.510	273.2
8	2'34.532 P	45.492 *	36.951	35.726	36.363	269.0
9	12'15.678	39.407	35.969	35.556	33.105	265.6
10	2'24.668	40.585	34.841	34.697	34.545	269.7
11	2'23.454	40.617	34.779	35.057	33.001	271.1
12	2'22.439	40.505	34.687	34.698	32.549	271.1
13	2'40.403 P	42.738 *	36.456	42.253	38.956	268.3

21st 95 Collin VEIJER Red Bull KTM Ajo NED
Runs=1 Total laps=17 Full laps=16 Valid laps=15

1	3'46.985	42.101	37.582	36.766	35.413	267.7
2	2'25.969	41.471	35.688	35.857	32.953	269.0
3	2'24.197	40.879	35.218	35.428	32.672	271.1

22nd 15 Darryn BINDER ITALJET Gresini Moto2 RSA
Runs=2 Total laps=14 Full laps=11 Valid laps=11

1	2'45.012	42.124	37.809	36.576	33.263	263.7
2	2'24.503	41.282	35.248	35.339	32.634	265.6
3	2'23.345	40.475	35.303	35.316	32.251	267.0
4	2'23.115	40.431	35.043	35.433	32.208	267.7
5	2'22.030	40.211	34.746	34.937	32.136	267.7
6	2'21.799	40.135	34.604	34.912	32.148	268.3
7	2'22.205	40.172	34.673	35.036	32.324	268.3
8	2'37.011 P	43.445	38.172	38.734	36.660	264.3
9	9'25.496	45.325	37.743	36.161	32.825	261.0
10	2'27.706	41.024	35.149	38.971	32.562	266.3
11	2'23.632	40.582	35.119	35.307	32.624	267.0
12	2'30.916	40.555	38.705	39.107	32.549	232.3
13	2'23.585	40.803	34.728	35.342	32.712	268.3
14	2'23.081	40.542	34.808	35.210	32.521	267.7

23rd 16 Joe ROBERTS OnlyFans American Raci USA
Runs=2 Total laps=15 Full laps=12 Valid laps=12

1	2'52.709	43.901	37.903	41.392	35.122	268.3
2	2'26.337	42.001	35.684	35.892	32.760	273.2
3	2'24.491	41.457	35.096	35.284	32.654	268.3
4	2'23.567	40.481	35.303	35.140	32.643	267.7
5	2'22.923	40.497	34.739	35.046	32.641	267.7
6	2'22.661	40.279	34.836	34.961	32.585	267.7
7	2'30.432 P	40.292	34.861	38.269	37.010	266.3
8	6'45.524	42.128	39.446	36.637	33.634	261.7
9	2'23.384	40.693	34.915	35.207	32.569	264.3
10	2'22.378	40.214	34.882	34.886	32.396	265.0
11	2'23.817	40.372	34.765	34.823	33.857	265.6
12	2'22.306	40.337	34.725	34.799	32.445	267.0
13	2'21.922	40.111	34.597	34.945	32.269	265.6
14	2'23.321	40.199	34.506	34.787	33.829	266.3
15	2'22.023	40.287	34.560	34.850	32.326	266.3

24th 75 Albert ARENAS ITALJET Gresini Moto2 SPA
Runs=2 Total laps=14 Full laps=11 Valid laps=11

1	2'54.123	42.122	37.387	36.271	33.835	266.3
2	2'25.888	41.358	35.836	35.476	33.218	268.3
3	2'25.320	41.458	35.352	35.841	32.669	270.4

Fastest Lap: Jake DIXON GBR ELF Marc VDS Racing Team 2'18.501 39.007 33.704 34.297 31.493

These data/results cannot be reproduced, stored and/or transmitted in whole or in part by any manner of electronic, mechanical, photocopying, recording, broadcasting or otherwise now known or herein after developed without the previous express consent by the copyright owner, except for reproduction in daily press and regular printed publications on sale to the public within 60 days of the event related to those data/results and always provided that copyright symbol appears together as follows below.

© DORNA, 2025

Official MotoGP Timing by TISSOT

www.motogp.com

Austin, Friday, March 28, 2025



Practice

Moto2™

Lap	Lap Time	T1	T2	T3	T4	Speed	Lap	Lap Time	T1	T2	T3	T4	Speed
4	2'23.479	40.446	35.302	35.236	32.495	270.4	9	9'31.165	40.262	37.296	37.218	33.685	265.0
5	2'21.940	40.159	34.660	34.915	32.206	268.3	10	2'24.556 *	41.220	35.202	35.149	32.985 *	269.7
6	2'22.102	40.073	34.786	34.850	32.393	269.7	11	2'33.540	40.790	35.899	38.191	38.660	265.0
7	2'24.257	40.423	35.410	36.087	32.337	269.0	12	2'23.266	40.687	34.927	35.039	32.613	271.1
8	2'25.967 P	39.986	34.684	35.177	36.120	267.7	13	2'29.918	40.824	36.306	35.403	37.385	269.7
9	9'22.470	41.670	37.948	36.286	33.226	265.6	14	2'23.865	40.668	34.928	35.281	32.988	270.4
10	2'25.774	40.566	36.470	36.026	32.712	257.2							
11	2'26.317	40.484	34.813	35.044	35.976	269.0							
12	2'26.906	40.280	36.103	38.329	32.194	215.2							
13	2'23.016	40.049	34.624	35.771	32.572	268.3							
14	2'24.915	40.460	35.134	35.660	33.661	268.3							

25th	80	David ALONSO	CFMOTO Power Electro COL	Runs=2	Total laps=14	Full laps=11	Valid laps=10
1	2'51.764	41.802	36.822	36.722	34.585	272.5	
2	2'27.902	42.384	35.894	36.295	33.329	273.9	
3	2'26.729	41.876	35.655	35.980	33.218	275.4	
4	2'29.276 P	41.283	35.166	35.816	37.011	272.5	
5	9'56.428	41.860	36.341	35.875	33.490	269.7	
6	2'24.034 *	40.784	34.766	35.742 *	32.742	270.4	
7	2'23.273	40.545	34.783	35.208	32.737	270.4	
8	2'24.982	41.467	35.027	35.501	32.987	271.1	
9	2'22.949	40.474	34.579	35.262	32.634	271.8	
10	2'23.247	40.500	34.793	35.157	32.797	272.5	
11	2'23.684	40.787	34.806	35.420	32.671	271.8	
12	2'23.032	40.669	34.684	34.969	32.710	272.5	
13	2'22.159	40.353	34.554	34.859	32.393	272.5	
14	2'22.316	40.394	34.518	35.110	32.294	273.2	

26th	18	Manuel GONZALEZ	LIQUI MOLY Dynavolt SPA	Runs=2	Total laps=13	Full laps=10	Valid laps=9
1	2'50.831	44.622	37.738	36.829	34.956	267.0	
2	2'27.708	42.578	35.603	35.744	33.783	268.3	
3	2'25.958	42.208	35.312	35.502	32.936	271.8	
4	2'24.294	41.138	35.151	35.172	32.833	269.7	
5	2'29.235 *	40.993 *	35.454	36.256	36.532	269.7	
6	2'23.817	40.966	35.164	34.982	32.705	270.4	
7	2'22.883	40.586	34.858	34.764	32.675	271.8	
8	2'22.485	40.323	34.883	34.803	32.476	269.7	
9	5'13.473 P	40.330	34.519	3'15.086	43.538	270.4	
10	8'58.642	39.459	36.418	35.352	32.403	269.7	
11	2'28.107	40.448	34.760	35.097	37.802	269.0	
12	2'29.472	40.399	34.811	35.379	38.883	271.8	
13	2'22.682	40.181	34.754	35.145	32.602	271.8	

27th	99	Adrian HUERTAS	Italtrans Racing Team SPA	Runs=2	Total laps=14	Full laps=11	Valid laps=9
1	3'01.448	40.189	36.270	35.669	33.630	267.7	
2	2'25.442	41.267	34.900	35.843	33.432	270.4	
3	2'26.630	41.143	34.934	36.985	33.568	270.4	
4	2'23.718	40.586	34.799	35.609	32.724	270.4	
5	2'24.842 *	40.466	36.484 *	35.287	32.605	267.7	
6	2'22.511	40.283	34.640	35.108	32.480	273.9	
7	2'22.692	40.192	34.621	35.274	32.605	269.7	
8	2'29.937 P	43.621 *	34.972	35.226	36.118	270.4	

28th	12	Filip SALAC	ELF Marc VDS Racing Te CZE	Runs=2	Total laps=14	Full laps=11	Valid laps=11
1	3'02.764	41.500	37.809	36.629	33.998	269.0	
2	2'25.960	41.466	35.591	35.660	33.243	273.2	
3	2'24.468	40.951	35.181	35.374	32.962	273.2	
4	2'23.941	40.521	35.185	35.400	32.835	273.9	
5	2'23.695	40.365	35.090	35.318	32.922	271.8	
6	2'26.740	40.481	34.884	38.666	32.709	273.9	
7	2'22.588	40.161	34.821	35.044	32.562	273.2	
8	2'28.657 P	40.142	34.928	37.084	36.503	272.5	
9	8'03.696	42.123	38.300	36.710	33.068	254.7	
10	2'24.941	40.409	34.762	36.819	32.951	271.1	
11	2'22.968	40.276	34.779	35.152	32.761	271.1	
12	2'24.259	40.424	35.192	35.414	33.229	270.4	
13	2'30.184	40.559	35.815	36.207	37.603	268.3	
14	2'23.603	40.289	34.906	35.327	33.081	271.1	

Fastest Lap: Jake DIXON GBR ELF Marc VDS Racing Team **2'18.501** 39.007 33.704 34.297 31.493

These data/results cannot be reproduced, stored and/or transmitted in whole or in part by any manner of electronic, mechanical, photocopying, recording, broadcasting or otherwise now known or herein after developed without the previous express consent by the copyright owner, except for reproduction in daily press and regular printed publications on sale to the public within 60 days of the event related to those data/results and always provided that copyright symbol appears together as follows below.

© DORNA, 2025

Official MotoGP Timing by  TISSOT

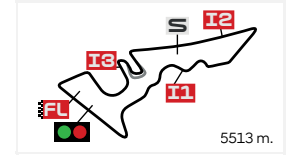
www.motogp.com

Austin, Friday, March 28, 2025

Page 5 of 5

BEST PARTIAL TIMES

RED BULL GRAND PRIX OF THE AMERICAS PRACTICE



Circuit Of The Americas

IT Ideal Lap Time, sum of the best partial times

BT Best Lap Time

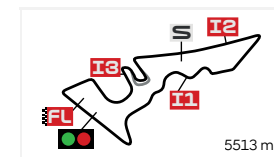
Pos	T1			T2			T3			T4			Pos	Rider	IT	BT	
	Rider	Time	Rider	Time	Rider	Time	Rider	Time	Rider	Time							
1	J.DIXON	39.007	J.DIXON	33.704	J.DIXON	34.041	J.DIXON	31.352	1	J.DIXON	2'18.104	2'18.501	(1)				
2	A.LOPEZ	39.388	A.LOPEZ	33.805	T.ARBOLINO	34.231	T.ARBOLINO	31.556	2	T.ARBOLINO	2'19.039	2'19.102	(2)				
3	T.ARBOLINO	39.400	T.ARBOLINO	33.852	D.HOLGADO	34.386	A.LOPEZ	31.628	3	A.LOPEZ	2'19.302	2'19.415	(3)				
4	A.CANET	39.427	C.VIETTI	33.869	C.VIETTI	34.391	D.HOLGADO	31.753	4	C.VIETTI	2'19.717	2'20.030	(5)				
5	C.VIETTI	39.521	Y.KUNII	34.107	S.AGIUS	34.419	M.RAMIREZ	31.823	5	D.HOLGADO	2'19.848	2'19.929	(4)				
6	D.HOLGADO	39.573	M.AJI	34.110	Y.KUNII	34.426	B.BALTUS	31.847	6	B.BALTUS	2'20.179	2'20.236	(7)				
7	B.BALTUS	39.593	M.RAMIREZ	34.112	O.GUTIERREZ	34.427	A.ESCRIG	31.892	7	A.ESCRIG	2'20.211	2'20.211	(6)				
8	M.AJI	39.620	S.AGIUS	34.117	Z.VD GOORBER	34.439	M.AJI	31.895	8	M.AJI	2'20.268	2'20.738	(14)				
9	A.ESCRIG	39.711	D.HOLGADO	34.136	A.ESCRIG	34.443	Y.KUNII	31.907	9	Y.KUNII	2'20.352	2'20.612	(10)				
10	D.ÖNCÜ	39.742	A.ESCRIG	34.165	A.LOPEZ	34.481	J.NAVARRO	31.917	10	M.RAMIREZ	2'20.403	2'20.403	(8)				
11	Z.VD GOORBER	39.775	B.BALTUS	34.193	M.RAMIREZ	34.500	D.ÖNCÜ	31.921	11	A.CANET	2'20.409	2'20.652	(11)				
12	O.GUTIERREZ	39.783	D.ÖNCÜ	34.194	I.ORTOLA	34.542	C.VIETTI	31.936	12	S.AGIUS	2'20.450	2'20.686	(13)				
13	I.ORTOLA	39.871	A.CANET	34.236	B.BALTUS	34.546	S.AGIUS	31.964	13	O.GUTIERREZ	2'20.466	2'20.610	(9)				
14	Y.KUNII	39.912	O.GUTIERREZ	34.260	M.AJI	34.643	O.GUTIERREZ	31.996	14	D.ÖNCÜ	2'20.506	2'21.091	(16)				
15	S.AGIUS	39.950	I.ORTOLA	34.265	D.ÖNCÜ	34.649	I.GUEVARA	32.028	15	Z.VD GOORBERGH	2'20.622	2'20.683	(12)				
16	M.RAMIREZ	39.968	C.VEIJER	34.299	D.MOREIRA	34.664	A.CANET	32.061	16	I.ORTOLA	2'20.784	2'20.951	(15)				
17	A.ARENAS	39.986	D.MOREIRA	34.304	A.CANET	34.685	Z.VD GOORBER	32.071	17	J.NAVARRO	2'21.290	2'21.440	(17)				
18	J.NAVARRO	40.001	Z.VD GOORBER	34.337	C.VEIJER	34.744	I.ORTOLA	32.106	18	C.VEIJER	2'21.347	2'21.679	(21)				
19	D.MOREIRA	40.047	I.GUEVARA	34.358	M.GONZALEZ	34.764	A.SASAKI	32.129	19	I.GUEVARA	2'21.394	2'21.646	(19)				
20	C.VEIJER	40.060	A.SASAKI	34.480	J.ROBERTS	34.787	D.BINDER	32.136	20	D.MOREIRA	2'21.485	2'21.668	(20)				
21	A.SASAKI	40.066	J.ROBERTS	34.506	J.NAVARRO	34.802	A.ARENAS	32.194	21	A.SASAKI	2'21.533	2'21.611	(18)				
22	I.GUEVARA	40.097	D.ALONSO	34.518	A.ARENAS	34.850	C.VEIJER	32.244	22	A.ARENAS	2'21.654	2'21.940	(24)				
23	J.ROBERTS	40.111	M.GONZALEZ	34.519	A.SASAKI	34.858	J.ROBERTS	32.269	23	J.ROBERTS	2'21.673	2'21.922	(23)				
24	D.BINDER	40.135	J.NAVARRO	34.570	D.ALONSO	34.859	D.ALONSO	32.294	24	D.BINDER	2'21.787	2'21.799	(22)				
25	F.SALAC	40.142	D.BINDER	34.604	I.GUEVARA	34.911	M.GONZALEZ	32.403	25	M.GONZALEZ	2'21.867	2'22.485	(26)				

These data/results cannot be reproduced, stored and/or transmitted in whole or in part by any manner of electronic, mechanical, photocopying, recording, broadcasting or otherwise now known or herein after developed without the previous express consent by the copyright owner, except for reproduction in daily press and regular printed publications on sale to the public within 60 days of the event related to those data/results and always provided that copyright symbol appears together as follows below.

© DORNA, 2025

BEST PARTIAL TIMES

RED BULL GRAND PRIX OF THE AMERICAS PRACTICE



Circuit Of The Americas

IT Ideal Lap Time, sum of the best partial times

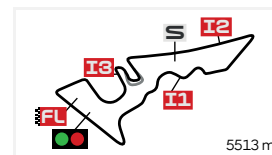
BT Best Lap Time

Pos	T1		T2		T3		T4		Pos	Rider	IT	BT	
	Rider	Time	Rider	Time	Rider	Time	Rider	Time					
26	M.GONZALEZ	40.181	A.HUERTAS	34.621	D.BINDER	34.912	D.MOREIRA	32.470	26	D.ALONSO	2'22.024	2'22.159	(25)
27	A.HUERTAS	40.192	A.ARENAS	34.624	A.HUERTAS	35.039	A.HUERTAS	32.480	27	A.HUERTAS	2'22.332	2'22.511	(27)
28	D.ALONSO	40.353	F.SALAC	34.762	F.SALAC	35.044	F.SALAC	32.562	28	F.SALAC	2'22.510	2'22.588	(28)

These data/results cannot be reproduced, stored and/or transmitted in whole or in part by any manner of electronic, mechanical, photocopying, recording, broadcasting or otherwise now known or herein after developed without the previous express consent by the copyright owner, except for reproduction in daily press and regular printed publications on sale to the public within 60 days of the event related to those data/results and always provided that copyright symbol appears together as follows below.

© DORNA, 2025

FASTEST LAPS SEQUENCE


RED BULL GRAND PRIX OF THE AMERICAS
PRACTICE

Circuit Of The Americas

<i>Practice Time</i>	<i>#</i>	<i>Rider</i>	<i>Nation</i>	<i>Motorcycle</i>	<i>Time</i>	<i>Km/h</i>	<i>Rider's Lap</i>
5'05.852	21	Alonso LOPEZ	SPA	BOSCOSCURO	2'22.986	138.8	2
6'08.606	96	Jake DIXON	GBR	BOSCOSCURO	2'22.778	139.0	2
7'27.293	21	Alonso LOPEZ	SPA	BOSCOSCURO	2'21.441	140.3	3
9'47.319	21	Alonso LOPEZ	SPA	BOSCOSCURO	2'20.026	141.7	4
12'06.734	21	Alonso LOPEZ	SPA	BOSCOSCURO	2'19.415	142.3	5
17'52.429	96	Jake DIXON	GBR	BOSCOSCURO	2'18.737	143.0	7
27'12.132	96	Jake DIXON	GBR	BOSCOSCURO	2'18.648	143.1	11
31'58.543	96	Jake DIXON	GBR	BOSCOSCURO	2'18.554	143.2	13
39'06.151	96	Jake DIXON	GBR	BOSCOSCURO	2'18.501	143.2	16

These data/results cannot be reproduced, stored and/or transmitted in whole or in part by any manner of electronic, mechanical, photocopying, recording, broadcasting or otherwise now known or herein after developed without the previous express consent by the copyright owner, except for reproduction in daily press and regular printed publications on sale to the public within 60 days of the event related to those data/results and always provided that copyright symbol appears together as follows below.

© DORNA, 2025

Official MotoGP Timing by  TISSOT
www.motogp.com

Austin, Friday, March 28, 2025