

Circuit Of The Americas

# CLASSIFICATION

## RED BULL GRAND PRIX OF THE AMERICAS

### FREE PRACTICE NR. 1

#	Rider	Nation	Team	Motorcycle	Time	Lap Total	Gap	T. Speed
1	96 Jake DIXON	GBR	ELF Marc VDS Racing Team	BOSCOSCURO	<b>2'19.359</b>	10 12		<b>275.4</b>
2	16 Joe ROBERTS	USA	OnlyFans American Racing Team	KALEX	<b>2'20.530</b>	16 16	1.171 1.171	<b>273.2</b>
3	53 Deniz ÖNCÜ	TUR	Red Bull KTM Ajo	KALEX	<b>2'20.566</b>	12 17	1.207 0.036	<b>274.6</b>
4	13 Celestino VIETTI	ITA	Team HDR Heidrun	BOSCOSCURO	<b>2'20.604</b>	15 17	1.245 0.038	<b>276.8</b>
5	21 Alonso LOPEZ	SPA	Team HDR Heidrun	BOSCOSCURO	<b>2'20.635</b>	11 13	1.276 0.031	<b>276.1</b>
6	14 Tony ARBOLINO	ITA	BLU CRU Pramac Yamaha Moto2	BOSCOSCURO	<b>2'20.645</b>	8 15	1.286 0.010	<b>277.5</b>
7	44 Aron CANET	SPA	Fantic Racing LINO SONEGO	KALEX	<b>2'20.730</b>	10 12	1.371 0.085	<b>271.1</b>
8	7 Barry BALTUS	BEL	Fantic Racing LINO SONEGO	KALEX	<b>2'21.002</b>	17 17	1.643 0.272	<b>273.9</b>
9	11 Alex ESCRIG	SPA	KLINT Forward Factory Team	FORWARD	<b>2'21.503</b>	12 13	2.144 0.501	<b>271.1</b>
10	4 Ivan ORTOLA	SPA	QJMOTOR - FRINSA - MSI	BOSCOSCURO	<b>2'21.513</b>	12 17	2.154 0.010	<b>274.6</b>
11	28 Izan GUEVARA	SPA	BLU CRU Pramac Yamaha Moto2	BOSCOSCURO	<b>2'21.752</b>	14 17	2.393 0.239	<b>274.6</b>
12	92 Yuki KUNII	JPN	Idemitsu Honda Team Asia	KALEX	<b>2'21.830</b>	17 17	2.471 0.078	<b>275.4</b>
13	9 Jorge NAVARRO	SPA	KLINT Forward Factory Team	FORWARD	<b>2'21.846</b>	13 14	2.487 0.016	<b>270.4</b>
14	81 Senna AGIUS	AUS	LIQUI MOLY Dynavolt Intact GP	KALEX	<b>2'21.976</b>	15 17	2.617 0.130	<b>276.1</b>
15	64 Mario AJI	INA	Idemitsu Honda Team Asia	KALEX	<b>2'22.161</b>	8 9	2.802 0.185	<b>269.0</b>
16	15 Darryn BINDER	RSA	ITALJET Gresini Moto2	KALEX	<b>2'22.508</b>	8 12	3.149 0.347	<b>267.0</b>
17	80 David ALONSO	COL	CFMOTO Power Electronics Aspar Team	KALEX	<b>2'22.631</b>	11 17	3.272 0.123	<b>275.4</b>
18	24 Marcos RAMIREZ	SPA	OnlyFans American Racing Team	KALEX	<b>2'22.855</b>	13 15	3.496 0.224	<b>269.7</b>
19	27 Daniel HOLGADO	SPA	CFMOTO Power Electronics Aspar Team	KALEX	<b>2'22.897</b>	8 14	3.538 0.042	<b>274.6</b>
20	12 Filip SALAC	CZE	ELF Marc VDS Racing Team	BOSCOSCURO	<b>2'23.039</b>	13 15	3.680 0.142	<b>274.6</b>
21	10 Diogo MOREIRA	BRA	Italtrans Racing Team	KALEX	<b>2'23.090</b>	10 14	3.731 0.051	<b>273.2</b>
22	95 Collin VEIJER	NED	Red Bull KTM Ajo	KALEX	<b>2'23.157</b>	12 16	3.798 0.067	<b>271.8</b>
23	84 Zonta VD GOORBERGH	NED	RW-Idrofoglia Racing GP	KALEX	<b>2'23.506</b>	13 14	4.147 0.349	<b>273.2</b>
24	75 Albert ARENAS	SPA	ITALJET Gresini Moto2	KALEX	<b>2'23.547</b>	12 14	4.188 0.041	<b>268.3</b>
25	71 Ayumu SASAKI	JPN	RW - Idrofoglia Racing GP	KALEX	<b>2'23.796</b>	6 10	4.437 0.249	<b>271.1</b>
26	99 Adrian HUERTAS	SPA	Italtrans Racing Team	KALEX	<b>2'24.390</b>	8 8	5.031 0.594	<b>275.4</b>
27	18 Manuel GONZALEZ	SPA	LIQUI MOLY Dynavolt Intact GP	KALEX	<b>2'25.279</b>	8 14	5.920 0.889	<b>273.2</b>
28	66 Oscar GUTIERREZ	SPA	QJMOTOR - FRINSA - MSI	BOSCOSCURO	<b>2'25.281</b>	8 8	5.922 0.002	<b>272.5</b>

 Practice condition: **Wet**

Air: 17°

Humidity: 94%

Ground: 19°

**Fastest Lap:**

Lap: 10

**Jake DIXON**
**2'19.359**

142.4 Km/h

**Best Race Lap:**

2024

**Alonso LOPEZ**
**2'08.210**

154.7 Km/h

**All-Time Lap Record:**

2024

**Fermin ALDEGUER**
**2'07.543**

155.6 Km/h

The results are provisional until the end of the limit for protest and appeals.

Time limit for protest expires 60' after publication of the results - ..... Time: .....

**Beth MILLER**
**10:46**

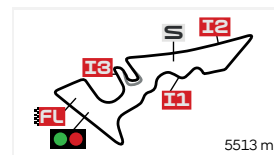
These data/results cannot be reproduced, stored and/or transmitted in whole or in part by any manner of electronic, mechanical, photocopying, recording, broadcasting or otherwise now known or herein after developed without the previous express consent by the copyright owner, except for reproduction in daily press and regular printed publications on sale to the public within 60 days of the event related to those data/results and always provided that copyright symbol appears together as follows below.

© DORNA, 2025

Official MotoGP Timing by

www.motogp.com

**Austin, Friday, March 28, 2025**



Circuit Of The Americas

# TOP SPEED & AVERAGE

## RED BULL GRAND PRIX OF THE AMERICAS

### FREE PRACTICE NR. 1

#	Rider	Nation	Motorcycle	Top 5 speeds					Average	Top
14	<b>Tony ARBOLINO</b>	ITA	BOSCOSCURO	277.5	276.1	276.1	276.1	276.1	276.4	<b>277.5</b>
13	<b>Celestino VIETTI</b>	ITA	BOSCOSCURO	276.8	276.8	276.1	276.1	276.1	276.2	<b>276.8</b>
21	<b>Alonso LOPEZ</b>	SPA	BOSCOSCURO	276.1	273.2	273.2	272.5	272.5	273.3	<b>276.1</b>
81	<b>Senna AGIUS</b>	AUS	KALEX	276.1	273.2	272.5	272.5	272.5	273.0	<b>276.1</b>
80	<b>David ALONSO</b>	COL	KALEX	275.4	275.4	275.4	274.6	274.6	275.0	<b>275.4</b>
92	<b>Yuki KUNII</b>	JPN	KALEX	275.4	275.4	273.2	272.5	272.5	273.6	<b>275.4</b>
96	<b>Jake DIXON</b>	GBR	BOSCOSCURO	275.4	273.9	273.2	272.5	271.8	273.1	<b>275.4</b>
99	<b>Adrian HUERTAS</b>	SPA	KALEX	275.4	272.5	271.8	271.1	271.1	272.2	<b>275.4</b>
4	<b>Ivan ORTOLA</b>	SPA	BOSCOSCURO	274.6	274.6	273.9	273.9	273.9	274.2	<b>274.6</b>
12	<b>Filip SALAC</b>	CZE	BOSCOSCURO	274.6	273.9	273.9	273.2	273.2	273.7	<b>274.6</b>
27	<b>Daniel HOLGADO</b>	SPA	KALEX	274.6	273.9	273.2	272.5	272.5	273.1	<b>274.6</b>
28	<b>Izan GUEVARA</b>	SPA	BOSCOSCURO	274.6	274.6	273.9	273.9	273.9	274.1	<b>274.6</b>
53	<b>Deniz ÖNCÜ</b>	TUR	KALEX	274.6	274.6	273.9	273.9	273.2	273.8	<b>274.6</b>
7	<b>Barry BALTUS</b>	BEL	KALEX	273.9	272.5	271.8	271.1	270.4	271.7	<b>273.9</b>
10	<b>Diogo MOREIRA</b>	BRA	KALEX	273.2	272.5	271.8	271.8	271.1	272.1	<b>273.2</b>
16	<b>Joe ROBERTS</b>	USA	KALEX	273.2	271.8	270.4	269.7	269.7	270.8	<b>273.2</b>
18	<b>Manuel GONZALEZ</b>	SPA	KALEX	273.2	272.5	271.1	271.1	270.4	271.3	<b>273.2</b>
84	<b>Zonta VD GOORBERGH</b>	NED	KALEX	273.2	272.5	271.8	271.8	271.8	272.2	<b>273.2</b>
66	<b>Oscar GUTIERREZ</b>	SPA	BOSCOSCURO	272.5	272.5	271.8	270.4	270.4	271.5	<b>272.5</b>
95	<b>Collin VEIJER</b>	NED	KALEX	271.8	271.8	271.8	271.8	271.8	271.8	<b>271.8</b>
11	<b>Alex ESCRIG</b>	SPA	FORWARD	271.1	270.4	270.4	270.4	269.7	270.3	<b>271.1</b>
44	<b>Aron CANET</b>	SPA	KALEX	271.1	270.4	270.4	270.4	270.4	270.5	<b>271.1</b>
71	<b>Ayumu SASAKI</b>	JPN	KALEX	271.1	269.0	267.7	267.7	267.0	268.5	<b>271.1</b>
9	<b>Jorge NAVARRO</b>	SPA	FORWARD	270.4	270.4	269.7	269.7	269.0	269.7	<b>270.4</b>
24	<b>Marcos RAMIREZ</b>	SPA	KALEX	269.7	269.0	269.0	268.3	267.7	268.2	<b>269.7</b>
64	<b>Mario AJI</b>	INA	KALEX	269.0	269.0	268.3	268.3	268.3	268.5	<b>269.0</b>
75	<b>Albert ARENAS</b>	SPA	KALEX	268.3	268.3	267.7	267.7	267.7	267.9	<b>268.3</b>
15	<b>Darryn BINDER</b>	RSA	KALEX	267.0	267.0	267.0	266.3	266.3	266.7	<b>267.0</b>

These data/results cannot be reproduced, stored and/or transmitted in whole or in part by any manner of electronic, mechanical, photocopying, recording, broadcasting or otherwise now known or herein after developed without the previous express consent by the copyright owner, except for reproduction in daily press and regular printed publications on sale to the public within 60 days of the event related to those data/results and always provided that copyright symbol appears together as follows below.

© DORNA, 2025

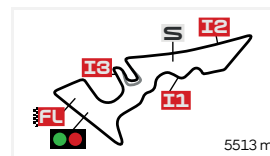
Official MotoGP Timing by [www.motogp.com](http://www.motogp.com)

Austin, Friday, March 28, 2025

## CHRONOLOGICAL ANALYSIS OF PERFORMANCES

### RED BULL GRAND PRIX OF THE AMERICAS

#### FREE PRACTICE NR. 1



Circuit Of The Americas

\* Lap / Sector time cancelled  
P Crossing the finish line in pit lane

T1 Time from finish line to 1st intermediate  
T2 Time from 1st intermed. to 2nd intermed.

T3 Time from 2nd intermed. to 3rd intermed.  
T4 Time from 3rd intermediate to finish line

Lap	Lap Time	T1	T2	T3	T4	Speed	Lap	Lap Time	T1	T2	T3	T4	Speed		
<b>1st</b>	<b>96</b>	<b>Jake DIXON</b>				ELF Marc VDS Racing Te	GBR	8	<b>2'20.949</b>	40.328	33.986	34.611	32.024	273.9	
		Runs=2	Total laps=12	Full laps=9	Valid laps=6		9	2'22.040 *	40.557	34.503	34.850	32.130 *	274.6		
1	3'57.316	43.628	38.344	37.925	34.144	266.3	10	2'22.289 *	40.602	33.969	35.657	32.061 *	271.1		
2	<b>2'28.678</b>	43.100	36.410	36.462	32.706	270.4	11	<b>2'20.577</b>	40.250	34.022	34.622	<b>31.683</b>	272.5		
3	<b>2'24.312</b>	41.407	35.337	35.358	32.210	271.1	12	<b>2'20.566</b>	<b>39.789</b>	<b>33.776</b>	35.170	31.831	271.8		
4	<b>2'22.034</b>	40.507	34.634	34.832	32.061	271.1	13	<b>2'20.674</b>	40.206	33.898	34.737	31.833	272.5		
5	2'24.911 *	39.972	34.498 *	38.389	32.052	271.8	14	<b>2'28.635</b>	40.037	36.182	39.166	33.250	271.1		
6	<b>2'20.056</b>	39.785	34.059	34.468	31.744	273.9	15	2'22.070 *	40.560	34.643 *	34.896	31.971	271.8		
7	2'22.773 *	40.870 *	34.736	34.962	32.205	272.5	16	<b>2'21.043</b>	40.267	34.356	34.508	31.912	273.2		
8	<b>2'22.231</b>	39.792	36.081	34.493	31.865	271.8	17	<b>2'20.691</b>	40.113	33.958	34.603	32.017	273.2		
9	2'19.856 *	39.612	34.031	34.475	31.738 *	270.4									
10	<b>2'19.359</b>	<b>39.478</b>	<b>33.936</b>	<b>34.403</b>	<b>31.542</b>	273.2									
11	2'24.262 P	39.651	34.191	34.872	35.548	275.4									
12	13'03.840	43.482	36.824	36.104	33.891	269.7									
<b>2nd</b>	<b>16</b>	<b>Joe ROBERTS</b>				OnlyFans American Raci	USA	<b>4th</b>	<b>13</b>	<b>Celestino VIETTI</b>				Team HDR Heidrun	ITA
		Runs=2	Total laps=16	Full laps=13	Valid laps=13				Runs=1	Total laps=17	Full laps=16	Valid laps=12			
1	2'56.306	46.170	39.432	38.190	35.088	267.0	1	3'15.349	47.476	39.560	38.732	36.833	271.8		
2	<b>2'29.621</b>	42.958	36.142	36.321	34.200	267.7	2	<b>2'40.020</b>	44.400	37.108	43.817	34.695	274.6		
3	<b>2'26.193</b>	41.771	35.731	35.644	33.047	268.3	3	<b>2'29.894</b>	43.208	36.563	36.368	33.755	276.1		
4	<b>2'24.020</b>	41.172	34.868	35.288	32.692	269.7	4	<b>2'32.754</b>	42.298	35.584	41.509	33.363	275.4		
5	<b>2'27.108</b>	40.881	34.968	38.517	32.742	270.4	5	2'25.480 *	41.074	35.629 *	35.659	33.118	275.4		
6	<b>2'23.069</b>	40.575	35.130	35.000	32.364	269.0	6	<b>2'24.761</b>	41.229	35.316	35.220	32.996	<b>276.8</b>		
7	<b>2'22.050</b>	40.482	34.620	34.721	32.227	269.0	7	2'23.991 *	41.175 *	34.922	35.015	32.879	276.1		
8	2'27.148 P	40.523	34.697	35.848	36.080	268.3	8	<b>2'22.453</b>	40.545	34.630	34.716	32.562	276.8		
9	5'14.592 *	41.306	35.624	35.273	33.143 *	267.7	9	2'30.488 *	40.186	34.561	42.728	33.013 *	276.1		
10	<b>2'22.099</b>	40.498	34.621	34.651	32.329	268.3	10	<b>2'21.763</b>	40.362	34.498	34.559	32.344	274.6		
11	<b>2'21.360</b>	40.179	34.474	34.660	32.047	<b>273.2</b>	11	<b>2'21.366</b>	40.150	34.326	<b>34.441</b>	32.449	276.1		
12	<b>2'28.088</b>	40.088	34.455	39.927	33.618	269.0	12	<b>2'21.597</b>	40.004	34.376	34.658	32.559	276.1		
13	<b>2'21.188</b>	39.981	34.395	34.650	32.162	271.8	13	<b>2'21.571</b>	40.346	34.293	34.568	32.364	276.1		
14	<b>2'20.624</b>	<b>39.921</b>	34.294	<b>34.256</b>	32.153	269.7	14	<b>2'21.043</b>	<b>39.997</b>	34.321	34.499	32.226	275.4		
15	<b>2'20.900</b>	40.111	<b>34.018</b>	34.511	32.260	269.7	15	<b>2'20.604</b>	40.026	<b>34.012</b>	34.482	<b>32.084</b>	276.1		
16	<b>2'20.530</b>	40.159	34.045	34.390	<b>31.936</b>	268.3	16	2'24.754 *	41.794 *	34.964	35.102	32.894	276.1		
							17	<b>2'24.470</b>	41.025	34.640	34.729	34.076	274.6		
<b>3rd</b>	<b>53</b>	<b>Deniz ÖNCÜ</b>				Red Bull KTM Ajo	TUR	<b>5th</b>	<b>21</b>	<b>Alonso LOPEZ</b>				Team HDR Heidrun	SPA
		Runs=1	Total laps=17	Full laps=16	Valid laps=11				Runs=2	Total laps=13	Full laps=9	Valid laps=8			
1	3'35.826	52.930	37.853	37.470	34.494	269.7	1	2'58.133	46.455	40.594	39.547	36.408	269.0		
2	<b>2'28.611</b>	43.040	36.432	36.150	32.989	271.1	2	<b>2'32.274</b>	44.045	37.098	37.043	34.088	<b>276.1</b>		
3	<b>2'24.453</b>	41.343	35.075	35.345	32.690	273.2	3	<b>2'25.978</b>	41.826	35.353	35.599	33.200	271.8		
4	<b>2'23.154</b>	41.191	34.647	35.025	32.291	<b>274.6</b>	4	<b>2'23.446</b>	40.921	35.013	35.165	32.347	272.5		
5	2'21.911 *	40.394	34.531 *	34.994	31.992	271.8	5	<b>2'21.824</b>	40.241	34.661	34.657	32.265	272.5		
6	<b>2'21.259</b>	40.305	34.234	34.751	31.969	273.9	6	2'35.729 P	44.779	36.014	35.917	<b>39.019</b>	271.8		
7	2'21.192 *	40.248 *	34.281	<b>34.491</b>	32.172	271.8	7	6'25.902	42.193	36.574	36.315	33.663	270.4		
							8	2'23.535 *	40.706	34.744	35.049	33.036 *	272.5		
							9	<b>2'22.125</b>	40.426	34.449	34.693	32.557	271.8		
							10	<b>2'20.858</b>	39.919	34.203	34.588	32.148	273.2		

**Fastest Lap:** Jake DIXON GBR ELF Marc VDS Racing Team **2'19.359** 39.478 33.936 34.403 31.542

These data/results cannot be reproduced, stored and/or transmitted in whole or in part by any manner of electronic, mechanical, photocopying, recording, broadcasting or otherwise now known or herein after developed without the previous express consent by the copyright owner, except for reproduction in daily press and regular printed publications on sale to the public within 60 days of the event related to those data/results and always provided that copyright symbol appears together as follows below.

© DORNA, 2025

Official MotoGP Timing by **TISSOT**

www.motogp.com

Austin, Friday, March 28, 2025

# Free Practice Nr. 1

# Moto2™

Lap	Lap Time	T1	T2	T3	T4	Speed
11	2'20.635	39.909	34.201	34.447	32.078	273.2
12	2'30.014	40.145	37.026	39.665	33.178	270.4
13	2'34.538 P	40.636	35.056	38.245	40.601	267.7

Lap	Lap Time	T1	T2	T3	T4	Speed
17	2'21.002	39.926	34.416	34.765	31.895	269.7

6th		14	Tony ARBOLINO		BLU CRU Pramac Yama	ITA
			Runs=2	Total laps=15	Full laps=12	Valid laps=9
1	3'36.037	43.212	37.913	37.840	33.564	269.7
2	2'26.262	41.871	35.730	35.883	32.778	273.9
3	2'23.965	40.889	35.243	35.218	32.615	276.1
4	2'22.855	40.844	34.853	34.904	32.254	276.1
5	2'22.096	40.133	34.792	34.790	32.381	274.6
6	2'21.622	40.097	34.647	34.708	32.170	276.1
7	2'25.075 *	40.122 *	34.817	37.579	32.557	264.3
8	2'20.645	39.758	34.401	34.504	31.982	273.2
9	2'21.837 *	39.971	34.741	34.787	32.338 *	276.1
10	2'26.597 P	39.859	34.481	35.149	37.108	277.5
11	6'27.004	41.786	36.622	36.110	33.113	272.5
12	2'23.218	40.735	34.923	35.034	32.526	273.2
13	2'21.469	39.998	34.342	34.728	32.401	273.9
14	2'22.367	40.059	34.385	35.354	32.569	273.9
15	2'30.951 *	43.109 *	37.498	35.451	34.893	271.8

9th		11	Alex ESCRIG		KLINT Forward Factory	SPA
			Runs=2	Total laps=13	Full laps=10	Valid laps=8
1	3'16.550 *	46.020	42.442	42.403	40.244 *	266.3
2	2'37.497	46.338	38.640	37.740	34.779	265.0
3	2'31.960	43.544	36.766	37.531	34.119	270.4
4	2'32.565	42.055	36.184	40.770	33.556	270.4
5	2'27.480 *	41.757	36.251 *	36.288	33.184	269.7
6	2'24.951	41.097	35.686	35.463	32.705	270.4
7	2'31.128 P	41.267 *	36.233	35.586	38.042	271.1
8	10'53.033	44.001	36.359	35.759	32.966	267.0
9	2'24.891	41.096	35.628	35.270	32.897	269.0
10	2'22.674	40.435	35.095	34.970	32.174	268.3
11	2'22.121	40.193	34.824	34.689	32.415	268.3
12	2'21.503	39.885	34.576	34.596	32.446	269.7
13	2'27.735 *	42.455 *	36.791	35.283	33.206	269.0

7th		44	Aron CANET		Fantic Racing LINO SO	SPA
			Runs=2	Total laps=12	Full laps=9	Valid laps=7
1	4'07.301	45.242	40.581	39.049	35.888	266.3
2	2'33.787	44.179	37.525	37.045	35.038	269.7
3	2'28.783	42.699	36.316	36.157	33.611	269.7
4	2'25.879	41.640	35.513	35.497	33.229	270.4
5	2'25.396 *	41.178	35.872 *	35.579	32.767	269.7
6	2'24.111	40.833	34.997	35.450	32.831	270.4
7	2'23.015	40.663	34.561	35.074	32.717	270.4
8	2'22.128	40.418	34.500	35.048	32.162	271.1
9	2'21.662 *	40.142	34.312	34.854	32.354 *	269.7
10	2'20.730	39.833	34.329	34.631	31.937	270.4
11	2'49.536 P	49.420 *	37.376	41.296	41.444	259.1
12	12'53.133	55.607	42.727	43.823	35.608	183.7

10th		4	Ivan ORTOLA		QJMOTOR - FRINSA -	SPA
			Runs=1	Total laps=17	Full laps=16	Valid laps=12
1	3'27.478	50.950	38.046	37.228	35.084	269.7
2	2'30.073	43.206	36.345	36.102	34.420	273.2
3	2'29.882	42.851	36.350	37.039	33.642	274.6
4	2'26.879	42.525	35.573	35.570	33.211	273.9
5	2'25.678 *	41.757	35.474 *	35.513	32.934	273.2
6	2'24.608	41.306	35.357	34.989	32.956	274.6
7	2'23.659 *	40.943 *	34.956	34.957	32.803	273.9
8	2'23.695	40.861	35.238	34.964	32.632	271.8
9	2'23.198 *	40.912	35.015	34.755	32.516 *	272.5
10	2'22.490	40.704	34.659	34.772	32.355	273.2
11	2'22.752	40.604	34.953	34.821	32.374	271.8
12	2'21.513	40.349	34.497	34.609	32.058	272.5
13	2'22.237	40.413	34.736	34.508	32.580	272.5
14	2'22.389	40.332	34.574	34.878	32.605	273.2
15	2'24.810	41.156	35.809	35.262	32.583	271.8
16	2'26.352 *	42.948 *	35.138	35.296	32.970	273.9
17	2'25.925	41.850	35.186	35.825	33.064	273.2

8th		7	Barry BALTUS		Fantic Racing LINO SO	BEL
			Runs=1	Total laps=17	Full laps=16	Valid laps=14
1	3'14.458	43.546	39.203	38.647	35.799	265.0
2	2'31.824	44.296	36.751	36.751	34.026	268.3
3	2'27.425	42.288	35.835	36.065	33.237	269.7
4	2'25.094	41.442	35.524	35.416	32.712	272.5
5	2'23.907	40.927	34.958	35.362	32.660	273.9
6	2'23.408	40.832	34.931	35.219	32.426	270.4
7	2'23.546	40.918	34.626	35.195	32.807	271.8
8	2'22.919	40.667	34.851	34.963	32.438	269.0
9	2'27.109 *	44.091	35.180	35.115	32.723 *	269.7
10	2'22.554 *	40.535	35.032	34.931	32.056 *	271.1
11	2'21.793	40.293	34.471	34.962	32.067	269.0
12	2'25.467	40.628	37.324	35.241	32.274	269.7
13	2'22.410	40.654	34.670	34.905	32.181	269.0
14	2'23.513	40.366	34.742	36.272	32.133	270.4
15	2'21.755	40.470	34.449	34.866	31.970	268.3
16	2'21.189	40.405	34.340	34.605	31.839	267.7

11th		28	Izan GUEVARA		BLU CRU Pramac Yama	SPA
			Runs=1	Total laps=17	Full laps=16	Valid laps=12
1	3'45.925	42.828	39.244	38.144	36.079	267.7
2	2'28.870	42.586	36.396	36.018	33.870	272.5
3	2'25.685	41.573	35.565	35.517	33.030	272.5
4	2'25.173	41.335	35.294	35.396	33.148	272.5
5	2'26.409 *	41.603	35.550 *	36.093	33.163	273.9
6	2'24.683	41.464	35.177	35.224	32.818	273.9
7	2'23.833 *	40.839 *	34.876	35.213	32.905	273.9
8	2'25.493	41.070	35.865	35.641	32.917	273.2
9	2'24.134 *	41.011	34.885	35.365	32.873 *	273.2
10	2'23.159	40.905	34.674	35.107	32.473	273.9
11	2'22.730	40.640	34.506	35.077	32.507	273.9
12	2'24.500	40.634	35.503	35.294	33.069	273.2
13	2'22.562	40.569	34.462	34.829	32.702	274.6
14	2'21.752	40.479	34.212	34.713	32.348	274.6
15	2'21.925	40.303	34.282	35.022	32.318	273.2

<b>Fastest Lap:</b> Jake DIXON	GBR	ELF Marc VDS Racing Team	2'19.359	39.478	33.936	34.403	31.542
--------------------------------	-----	--------------------------	----------	--------	--------	--------	--------

These data/results cannot be reproduced, stored and/or transmitted in whole or in part by any manner of electronic, mechanical, photocopying, recording, broadcasting or otherwise now known or herein after developed without the previous express consent by the copyright owner, except for reproduction in daily press and regular printed publications on sale to the public within 60 days of the event related to those data/results and always provided that copyright symbol appears together as follows below.

© DORNA, 2025

Official MotoGP Timing by TISSOT

www.motogp.com

Austin, Friday, March 28, 2025

## Free Practice Nr. 1

## Moto2™

Lap	Lap Time	T1	T2	T3	T4	Speed	Lap	Lap Time	T1	T2	T3	T4	Speed	
16	2'27.067	43.317	35.470	35.359	32.921	271.8	14	2'23.403	40.332	35.470	35.044	32.557	272.5	
17	2'25.776 *	41.563 *	35.022	35.751	33.440	273.2	15	2'21.976	40.656	34.433	34.511	32.376	270.4	
<b>12th</b>	<b>92</b>	<b>Yuki KUNII</b>	Idemitsu Honda Team JPN					16	2'22.019	40.440	34.381	34.619	32.579	271.1
		Runs=1	Total laps=17	Full laps=16	Valid laps=14		17	2'22.409	40.722	34.375	34.758	32.554	270.4	
1	3'15.951	44.936	39.813	38.664	36.969	259.1	<b>15th</b>	<b>64</b>	<b>Mario AJI</b>	Idemitsu Honda Team INA				
2	2'32.362	44.817	37.302	36.707	33.536	267.7			Runs=1	Total laps=9	Full laps=7	Valid laps=7		
3	2'27.755	42.355	36.173	36.121	33.106	271.1	1	3'14.793	42.770	38.446	37.617	35.223	264.3	
4	2'25.132	41.380	35.204	35.591	32.957	271.8	2	2'29.061	42.867	36.192	36.565	33.437	265.0	
5	2'25.398	41.158	35.234	36.141	32.865	272.5	3	2'24.813	41.399	35.087	35.792	32.535	268.3	
6	2'23.603	40.832	35.019	35.431	32.321	273.2	4	2'24.512	41.091	34.787	35.976	32.658	268.3	
7	2'23.675	40.607	35.266	35.219	32.583	271.8	5	2'23.308	41.004	34.905	35.216	32.183	268.3	
8	2'22.897	40.713	34.838	35.007	32.339	271.8	6	2'23.108	40.244	34.881	35.742	32.241	268.3	
9	2'23.895 *	40.804	35.144	35.493	32.454 *	275.4	7	2'22.397	40.376	34.545	35.267	32.209	269.0	
10	2'23.322 *	40.899	35.080	35.016	32.327 *	271.8	8	2'22.161	40.421	34.671	35.074	31.995	269.0	
11	2'22.212	40.646	34.433	34.838	32.295	272.5	9	2'51.919 P	46.275	40.013	41.336	44.295	259.1	
12	2'24.729	40.496	34.406	34.946	34.881	271.8	<b>16th</b>	<b>15</b>	<b>Darryn BINDER</b>	ITALJET Gresini Moto2 RSA				
13	2'26.080	44.181	34.795	34.794	32.310	271.8			Runs=2	Total laps=12	Full laps=9	Valid laps=9		
14	2'21.915	40.544	34.385	34.926	32.060	272.5	1	2'46.836	44.500	39.507	38.003	35.161	263.0	
15	2'21.852	40.417	34.367	34.919	32.149	275.4	2	2'32.997	44.454	37.535	36.937	34.071	265.6	
16	2'25.306	40.432	34.516	37.783	32.575	271.8	3	2'28.206	42.370	36.361	35.921	33.554	265.0	
17	2'21.830	40.507	34.310	34.726	32.287	271.8	4	2'26.427	41.772	35.750	35.912	32.993	265.0	
<b>13th</b>	<b>9</b>	<b>Jorge NAVARRO</b>	KLINT Forward Factory SPA					5	2'27.522	41.196	35.543	37.301	33.482	266.3
		Runs=2	Total laps=14	Full laps=11	Valid laps=10		6	2'25.408	41.335	35.542	35.655	32.876	265.0	
1	3'06.630	47.465	40.878	40.974	36.086	257.8	7	2'23.578	41.396	35.020	34.927	32.235	267.0	
2	2'34.310	44.311	37.826	37.694	34.479	265.0	8	2'22.508	40.455	34.791	35.095	32.167	267.0	
3	2'28.449	42.090	36.602	36.131	33.626	267.0	9	4'34.966 P	40.318	34.923	35.063	2'44.662	267.0	
4	2'28.312	41.411	35.627	38.176	33.098	267.7	10	1'104.724	43.781	37.363	36.280	33.709	263.7	
5	2'26.324	41.009	35.786	36.614	32.915	266.3	11	2'24.909	41.438	35.580	35.170	32.721	266.3	
6	2'26.023	41.214	35.193	36.590	33.026	270.4	12	2'24.000	40.931	35.210	35.212	32.647	266.3	
7	2'25.244	41.061	35.640	35.831	32.712	269.0	<b>17th</b>	<b>80</b>	<b>David ALONSO</b>	CFMOTO Power Electro COL				
8	2'23.408	40.380	35.074	35.374	32.580	269.7			Runs=1	Total laps=17	Full laps=16	Valid laps=12		
9	2'22.688 *	40.365	34.932	35.174	32.217 *	270.4	1	3'36.350	44.031	37.934	38.787	35.259	267.7	
10	2'35.898 P	40.980	35.529	41.045	38.344	267.7	2	2'29.448	42.975	36.568	36.462	33.443	273.9	
11	7'11.400	41.300	35.654	35.611	32.623	265.6	3	2'25.965	41.791	35.476	35.619	33.079	273.9	
12	2'22.346	40.194	34.835	35.049	32.268	267.7	4	2'24.816	41.070	35.066	35.560	33.120	274.6	
13	2'21.846	40.137	34.588	34.853	32.268	269.0	5	2'25.518 *	41.443	35.783 *	35.313	32.979	273.2	
14	2'22.678	40.448	34.864	34.972	32.394	269.7	6	2'23.824	41.035	34.962	35.109	32.718	275.4	
<b>14th</b>	<b>81</b>	<b>Senna AGIUS</b>	LIQUI MOLY Dynavolt AUS					7	2'23.729 *	41.074 *	34.920	35.139	32.596	274.6
		Runs=1	Total laps=17	Full laps=16	Valid laps=14		8	2'23.446	40.965	34.822	35.039	32.620	273.9	
1	3'15.732	41.565	38.755	37.757	34.919	267.7	9	2'22.357 *	40.332	34.746	34.755	32.524 *	274.6	
2	2'32.077	44.415	36.798	37.045	33.819	276.1	10	2'24.409	40.560	34.613	36.136	33.100	275.4	
3	2'26.692	42.275	35.585	35.708	33.124	273.2	11	2'22.631	40.733	34.510	34.881	32.507	272.5	
4	2'25.528	41.506	35.174	35.990	32.858	266.3	12	2'25.660	43.827	34.665	34.765	32.403	272.5	
5	2'24.019	40.957	34.964	35.318	32.780	272.5	13	2'23.125	40.512	34.427	35.502	32.684	273.9	
6	2'23.334	40.840	34.786	35.158	32.550	272.5	14	2'22.874	40.707	34.532	35.005	32.630	275.4	
7	2'22.905	40.586	34.699	34.825	32.795	272.5	15	2'23.020	40.772	34.458	35.101	32.689	273.2	
8	2'22.821	40.480	34.735	34.987	32.619	272.5	16	2'26.351	40.852	34.671	37.927	32.901	273.9	
9	2'22.327 *	40.397	34.785	34.763	32.382 *	270.4	17	2'24.261 *	41.061 *	34.728	35.380	33.092	273.9	
10	2'23.426 *	40.625	34.602	35.679	32.520 *	270.4	<b>18th</b>	<b>24</b>	<b>Marcos RAMIREZ</b>	OnlyFans American Raci SPA				
11	2'22.335	40.586	34.617	34.782	32.350	269.7			Runs=2	Total laps=15	Full laps=12	Valid laps=10		
12	2'22.514	40.425	34.457	35.050	32.582	271.8	1	2'56.203	46.908	39.734	40.917	36.451	259.1	
13	2'22.288	40.462	34.207	35.237	32.382	272.5								

**Fastest Lap:** Jake DIXON GBR ELF Marc VDS Racing Team 2'19.359 39.478 33.936 34.403 31.542

These data/results cannot be reproduced, stored and/or transmitted in whole or in part by any manner of electronic, mechanical, photocopying, recording, broadcasting or otherwise now known or herein after developed without the previous express consent by the copyright owner, except for reproduction in daily press and regular printed publications on sale to the public within 60 days of the event related to those data/results and always provided that copyright symbol appears together as follows below.

© DORNA, 2025

Official MotoGP Timing by  TISSOT

www.motogp.com

Austin, Friday, March 28, 2025

Page 3 of 5





# Free Practice Nr. 1

# Moto2™

Lap	Lap Time	T1	T2	T3	T4	Speed	Lap	Lap Time	T1	T2	T3	T4	Speed
2	<b>2'34.501</b>	44.869	37.299	37.627	34.706	265.0	4	<b>2'25.303</b>	41.613	35.324	35.473	32.893	271.8
3	<b>2'29.906</b>	42.899	36.108	37.031	33.868	267.7	5	<b>2'23.638</b>	41.021	34.849	35.054	<b>32.714</b>	271.1
4	<b>2'27.722</b>	42.317	35.863	36.091	33.451	267.0	6	<b>2'37.371</b> P	43.612	35.074	40.300	<b>38.385</b>	<b>273.2</b>
5	<b>2'26.544</b>	41.660	35.696	36.072	33.116	267.7	7	<b>7'40.000</b> *	40.654	35.852	35.920	33.588 *	267.7
6	<b>2'28.910</b> *	43.934 *	35.698	35.833	33.445	<b>269.7</b>	8	<b>2'24.902</b>	41.311	35.336	35.180	33.075	269.0
7	<b>2'26.358</b>	41.699	35.477	35.767	33.415	267.7	9	<b>2'24.139</b>	41.132	35.074	34.954	32.979	270.4
8	<b>2'24.789</b>	41.381	35.244	35.379	32.785	269.0	10	<b>2'23.090</b>	<b>40.751</b>	34.886	<b>34.736</b>	32.717	269.0
9	<b>2'36.819</b> P	<b>44.816</b> *	36.120	37.402	<b>38.481</b>	267.7	11	<b>2'23.542</b>	40.775	<b>34.797</b>	34.858	33.112	270.4
10	<b>7'03.778</b>	47.281	36.559	36.056	32.951	263.7	12	<b>2'23.393</b>	40.840	34.887	34.939	32.727	270.4
11	<b>2'24.170</b>	41.174	35.054	35.350	32.592	268.3	13	<b>2'23.901</b>	40.928	34.977	34.936	33.060	269.7
12	<b>2'23.900</b>	40.939	34.979	35.451	32.531	267.7	14	<b>2'28.055</b>	40.954	34.964	37.738	34.399	269.0
13	<b>2'22.855</b>	40.719	<b>34.700</b>	<b>35.054</b>	<b>32.382</b>	269.0							
14	<b>2'32.646</b> *	<b>40.536</b>	35.383 *	43.063	33.664	267.7							
15	<b>2'30.365</b>	41.179	35.760	37.973	35.453	266.3							

19th	27	Daniel HOLTADO	CFMOTO Power Electro SPA	Runs=2	Total laps=14	Full laps=11	Valid laps=11
1	<b>2'58.769</b>	44.207	38.343	38.543	35.029	267.0	
2	<b>2'30.641</b>	43.735	36.622	36.331	33.953	272.5	
3	<b>2'27.427</b>	42.632	36.111	35.569	33.115	273.9	
4	<b>2'24.371</b>	41.133	35.030	35.161	33.047	<b>274.6</b>	
5	<b>2'26.084</b>	41.316	35.021	36.291	33.456	272.5	
6	<b>2'24.803</b>	41.380	35.023	35.522	32.878	273.2	
7	<b>2'24.029</b>	41.043	35.109	35.134	32.743	272.5	
8	<b>2'22.897</b>	40.834	<b>34.610</b>	<b>34.952</b>	<b>32.501</b>	271.8	
9	<b>2'32.983</b> P	<b>40.760</b>	34.735	39.398	<b>38.090</b>	272.5	
10	<b>9'09.599</b>	41.352	36.975	36.966	33.458	235.9	
11	<b>2'25.596</b>	41.608	35.340	35.455	33.193	271.8	
12	<b>2'24.878</b>	41.010	35.398	35.369	33.101	271.1	
13	<b>2'29.626</b>	40.930	34.814	40.650	33.232	271.8	
14	<b>2'24.678</b>	40.969	34.964	35.738	33.007	271.1	

20th	12	Filip SALAC	ELF Marc VDS Racing Te CZE	Runs=2	Total laps=15	Full laps=12	Valid laps=8
1	<b>3'20.659</b>	43.432	39.268	38.932	35.360	267.0	
2	<b>2'31.293</b>	42.767	37.711	36.579	34.236	272.5	
3	<b>2'28.934</b>	42.669	36.379	36.044	33.842	<b>274.6</b>	
4	<b>2'26.327</b>	41.385	36.066	35.735	33.141	272.5	
5	<b>2'26.491</b>	41.732	35.774	35.757	33.228	271.8	
6	<b>2'31.417</b>	45.285	35.976	35.850	34.306	273.9	
7	<b>2'25.820</b> *	41.193 *	35.716	35.897	33.014	273.9	
8	<b>2'24.510</b>	40.915	35.297	35.519	32.779	273.2	
9	<b>2'23.670</b> *	40.622	35.131	35.160	<b>32.757</b> *	273.2	
10	<b>2'23.772</b>	40.478	35.076	35.591	<b>32.627</b>	271.1	
11	<b>2'26.002</b> *	40.665	35.283	35.090	34.964 *	271.8	
12	<b>2'23.053</b> *	40.272	35.004 *	<b>34.997</b>	32.780	273.2	
13	<b>2'23.039</b>	<b>40.235</b>	<b>34.885</b>	35.087	32.832	272.5	
14	<b>2'34.103</b> P	43.055	36.675	38.517	<b>35.856</b>	269.7	
15	<b>7'07.795</b>	44.105	36.856	36.968	34.543	270.4	

21st	10	Diogo MOREIRA	Italtrans Racing Team BRA	Runs=2	Total laps=14	Full laps=11	Valid laps=11
1	<b>3'15.740</b>	46.628	39.486	39.637	36.258	268.3	
2	<b>2'31.377</b>	44.894	36.523	36.155	33.805	272.5	
3	<b>2'27.062</b>	42.348	35.669	35.714	33.331	271.8	

22nd	95	Collin VEIJER	Red Bull KTM Ajo NED	Runs=1	Total laps=16	Full laps=15	Valid laps=12
1	<b>3'58.962</b>	42.811	38.722	37.730	34.062	268.3	
2	<b>2'29.511</b>	42.760	36.483	36.251	34.017	271.1	
3	<b>2'29.097</b>	42.541	36.066	36.610	33.880	271.1	
4	<b>2'27.688</b> *	42.086	35.865 *	36.436	33.301	270.4	
5	<b>2'27.547</b> *	41.461	36.964 *	35.979	33.143	270.4	
6	<b>2'25.915</b>	41.319	35.820	35.816	32.960	270.4	
7	<b>2'25.236</b>	41.179	35.337	35.571	33.149	271.1	
8	<b>2'24.506</b>	40.928	35.181	35.509	32.888	271.1	
9	<b>2'27.976</b> *	43.191	35.478	35.757	<b>33.550</b> *	<b>271.8</b>	
10	<b>2'24.039</b>	40.940	35.144	35.370	32.585	271.1	
11	<b>2'23.638</b>	40.729	35.156	35.220	<b>32.533</b>	271.8	
12	<b>2'23.157</b>	40.624	34.937	<b>35.062</b>	32.534	271.8	
13	<b>2'23.663</b>	40.681	34.886	35.226	32.870	271.8	
14	<b>2'23.183</b>	<b>40.563</b>	<b>34.805</b>	35.258	32.557	271.8	
15	<b>2'25.193</b>	40.880	35.985	35.289	33.039	271.1	
16	<b>2'23.506</b>	40.649	34.880	35.269	32.708	269.7	

23rd	84	Zonta VD GOORBERGH	RW-Idrofoglia Racing G NED	Runs=2	Total laps=14	Full laps=11	Valid laps=9
1	<b>3'14.830</b>	44.912	40.585	39.298	37.399	266.3	
2	<b>2'35.669</b>	45.669	37.657	37.336	35.007	271.8	
3	<b>2'30.886</b>	43.482	36.450	36.860	34.094	272.5	
4	<b>2'28.211</b>	42.498	36.139	35.888	33.686	271.8	
5	<b>2'26.808</b> *	41.640	36.000 *	35.788	33.380	<b>273.2</b>	
6	<b>2'25.505</b>	41.286	35.532	35.513	33.174	269.7	
7	<b>2'25.741</b> *	41.632 *	35.444	35.593	33.072	269.7	
8	<b>2'25.767</b>	41.232	35.707	35.672	33.156	271.8	
9	<b>2'34.730</b> P	43.929	36.103	36.533	<b>38.165</b>	269.0	
10	<b>8'44.295</b>	42.757	36.153	35.879	33.297	269.7	
11	<b>2'24.910</b>	41.266	35.488	35.375	32.781	270.4	
12	<b>2'23.885</b>	40.844	35.209	35.055	32.777	270.4	
13	<b>2'23.506</b>	40.781	<b>35.094</b>	34.958	<b>32.673</b>	271.1	
14	<b>2'23.518</b>	<b>40.714</b>	35.113	<b>34.894</b>	32.797	270.4	

24th	75	Albert ARENAS	ITALJET Gresini Moto2 SPA	Runs=2	Total laps=14	Full laps=11	Valid laps=11
1	<b>3'00.854</b>	47.612	39.455	38.224	35.444	267.0	
2	<b>2'32.285</b>	44.043	37.133	36.739	34.370	267.0	
3	<b>2'28.370</b>	42.450	36.270	36.014	33.636	<b>268.3</b>	
4	<b>2'28.007</b>	42.061	36.123	36.213	33.610	267.7	
5	<b>2'26.747</b>	41.795	35.856	36.020	33.076	267.7	

<b>Fastest Lap:</b> Jake DIXON	GBR	ELF Marc VDS Racing Team	<b>2'19.359</b>	39.478	33.936	34.403	31.542
--------------------------------	-----	--------------------------	-----------------	--------	--------	--------	--------

These data/results cannot be reproduced, stored and/or transmitted in whole or in part by any manner of electronic, mechanical, photocopying, recording, broadcasting or otherwise now known or herein after developed without the previous express consent by the copyright owner, except for reproduction in daily press and regular printed publications on sale to the public within 60 days of the event related to those data/results and always provided that copyright symbol appears together as follows below.

© DORNA, 2025

Official MotoGP Timing by TISSOT

www.motogp.com

Austin, Friday, March 28, 2025

## Free Practice Nr. 1

Moto2™

Lap	Lap Time	T1	T2	T3	T4	Speed	Lap	Lap Time	T1	T2	T3	T4	Speed
6	<b>2'25.875</b>	41.517	35.770	35.577	33.011	268.3	1	3'17.268	44.383	39.875	38.802	35.765	261.0
7	2'31.538 P	41.549	37.368	36.111	36.510	261.7	2	<b>2'33.592</b>	45.075	37.230	37.348	33.939	265.6
8	9'04.412	42.205	36.462	36.233	33.723	264.3	3	<b>2'28.613</b>	42.812	36.105	36.383	33.313	270.4
9	<b>2'25.609</b>	41.256	35.801	35.747	32.805	266.3	4	<b>2'25.713</b>	41.505	35.660	35.618	32.930	270.4
10	<b>2'24.242</b>	40.998	35.030	35.309	32.905	267.7		unfinished	41.055				
11	<b>2'24.192</b>	40.726	35.236	35.268	32.962	267.7	5	<b>2'34.665</b>	44.849	37.701	37.705	34.410	266.3
12	2'23.547	40.454	35.041	35.261	32.791	267.7	6	<b>2'27.966</b>	42.060	36.191	35.936	33.779	271.8
13	<b>2'24.189</b>	40.612	35.401	35.122	33.054	267.0	7	<b>2'26.713</b>	41.679	35.668	35.802	33.564	272.5
14	<b>2'24.089</b>	40.869	35.111	35.102	33.007	267.7	8	2'25.281	41.259	35.690	35.231	33.101	272.5

25th	71	Ayumu SASAKI	RW - Idrofoglia Racing	JPN		
Runs=2	Total laps=10	Full laps=7	Valid laps=9			
1	3'10.643	45.078	40.583	39.942	36.080	266.3
2	<b>2'33.999</b>	44.362	37.305	37.950	34.382	265.6
3	<b>2'28.507</b>	42.114	35.980	36.932	33.481	267.7
4	<b>2'27.396</b>	41.410	35.967	36.948	33.071	267.7
5	<b>2'24.854</b>	41.045	35.420	35.681	32.708	269.0
6	2'23.796	40.252	35.050	35.893	32.601	271.1
	unfinished					
7	2'27.959 *	41.418 *	36.321	36.485	33.735	266.3
8	<b>2'25.681</b>	41.262	35.269	36.154	32.996	267.0
9	<b>2'24.173</b>	40.696	34.968	35.929	32.580	266.3
10	<b>2'24.400</b>	40.789	35.100	35.799	32.712	266.3

26th	99	Adrian HUERTAS	Italtrans Racing Team	SPA		
Runs=1	Total laps=8	Full laps=7	Valid laps=4			
1	3'15.145	46.018	39.024	38.984	37.157	267.0
2	<b>2'35.961</b>	45.996	37.354	37.531	35.080	272.5
3	<b>2'30.844</b>	43.381	36.644	36.667	34.152	275.4
4	2'28.490 *	42.378	36.110 *	36.230	33.772	270.4
5	2'26.534 *	41.722	35.533 *	35.858	33.421	271.1
6	<b>2'27.448</b>	41.318	35.461	37.348	33.321	271.8
7	2'24.981 *	41.431 *	35.105	35.372	33.073	271.1
8	2'24.390	41.084	35.200	35.377	32.729	269.7
	unfinished	40.962	34.958	35.306		271.1

27th	18	Manuel GONZALEZ	LIQUI MOLY Dynavolt	SPA		
Runs=2	Total laps=14	Full laps=11	Valid laps=9			
1	3'18.170	45.017	40.409	38.914	36.191	266.3
2	<b>2'35.405</b>	45.185	38.082	37.180	34.958	271.1
3	<b>2'33.468</b>	43.565	36.452	39.213	34.238	270.4
4	<b>2'28.762</b>	43.173	35.976	36.272	33.341	273.2
5	2'27.864 *	42.033	35.988 *	36.152	33.691	269.0
6	<b>2'26.488</b>	41.758	35.985	35.694	33.051	272.5
7	2'26.063 *	41.814 *	35.877	35.375	32.997	270.4
8	2'25.279	41.377	35.520	35.524	32.858	270.4
9	2'32.592 P	46.326	35.629	35.268	35.369	271.1
10	8'02.844	44.614	36.659	35.761	33.432	269.7
11	<b>2'26.586</b>	41.854	36.126	35.410	33.196	269.0
12	<b>2'25.291</b>	41.326	35.757	35.321	32.887	269.7
13	<b>2'32.875</b>	41.457	35.801	38.122	37.495	269.0
14	<b>2'31.616</b>	41.886	37.296	35.812	36.622	267.7

28th	66	Oscar GUTIERREZ	QJMOTOR - FRINSA -	SPA
Runs=2	Total laps=8	Full laps=5	Valid laps=8	

**Fastest Lap:** Jake DIXON GBR ELF Marc VDS Racing Team **2'19.359** 39.478 33.936 34.403 31.542

These data/results cannot be reproduced, stored and/or transmitted in whole or in part by any manner of electronic, mechanical, photocopying, recording, broadcasting or otherwise now known or herein after developed without the previous express consent by the copyright owner, except for reproduction in daily press and regular printed publications on sale to the public within 60 days of the event related to those data/results and always provided that copyright symbol appears together as follows below.

© DORNA, 2025

Official MotoGP Timing by TISSOT

www.motogp.com

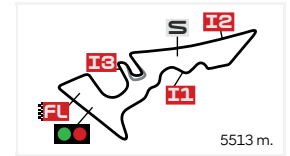
Austin, Friday, March 28, 2025

Page 5 of 5

# BEST PARTIAL TIMES

## RED BULL GRAND PRIX OF THE AMERICAS

### FREE PRACTICE NR. 1



Circuit Of The Americas

*IT* Ideal Lap Time, sum of the best partial times

*BT* Best Lap Time

Pos	T1			T2			T3			T4			Pos	Rider	IT	BT	
	Rider	Time	Rider	Time	Rider	Time	Rider	Time	Rider	Time							
1	J.DIXON	39.478	D.ÖNCÜ	33.776	J.ROBERTS	34.256	J.DIXON	31.542	1	J.DIXON	2'19.359	2'19.359	(1)				
2	<b>T.ARBOLINO</b>	<b>39.758</b>	<b>J.DIXON</b>	<b>33.936</b>	<b>J.DIXON</b>	<b>34.403</b>	<b>D.ÖNCÜ</b>	<b>31.683</b>	2	D.ÖNCÜ	2'19.739	2'20.566	(3)				
3	D.ÖNCÜ	39.789	C.VIETTI	34.012	C.VIETTI	34.441	B.BALTUS	31.839	3	J.ROBERTS	2'20.131	2'20.530	(2)				
4	<b>A.CANET</b>	<b>39.833</b>	<b>J.ROBERTS</b>	<b>34.018</b>	<b>A.LOPEZ</b>	<b>34.447</b>	<b>J.ROBERTS</b>	<b>31.936</b>	4	C.VIETTI	2'20.534	2'20.604	(4)				
5	A.ESCRIG	39.885	A.LOPEZ	34.201	D.ÖNCÜ	34.491	A.CANET	31.937	5	T.ARBOLINO	2'20.586	2'20.645	(6)				
6	<b>A.LOPEZ</b>	<b>39.909</b>	<b>S.AGIUS</b>	<b>34.207</b>	<b>T.ARBOLINO</b>	<b>34.504</b>	<b>T.ARBOLINO</b>	<b>31.982</b>	6	A.LOPEZ	2'20.635	2'20.635	(5)				
7	J.ROBERTS	39.921	I.GUEVARA	34.212	I.ORTOLA	34.508	M.AJI	31.995	7	B.BALTUS	2'20.710	2'21.002	(8)				
8	<b>B.BALTUS</b>	<b>39.926</b>	<b>Y.KUNII</b>	<b>34.310</b>	<b>S.AGIUS</b>	<b>34.511</b>	<b>I.ORTOLA</b>	<b>32.058</b>	8	A.CANET	2'20.713	2'20.730	(7)				
9	C.VIETTI	39.997	A.CANET	34.312	A.ESCRIG	34.596	Y.KUNII	32.060	9	A.ESCRIG	2'21.231	2'21.503	(9)				
10	<b>J.NAVARRO</b>	<b>40.137</b>	<b>B.BALTUS</b>	<b>34.340</b>	<b>B.BALTUS</b>	<b>34.605</b>	<b>A.LOPEZ</b>	<b>32.078</b>	10	I.ORTOLA	2'21.395	2'21.513	(10)				
11	F.SALAC	40.235	T.ARBOLINO	34.342	A.CANET	34.631	C.VIETTI	32.084	11	S.AGIUS	2'21.400	2'21.976	(14)				
12	<b>M.AJI</b>	<b>40.244</b>	<b>D.ALONSO</b>	<b>34.427</b>	<b>I.GUEVARA</b>	<b>34.713</b>	<b>D.BINDER</b>	<b>32.167</b>	12	Y.KUNII	2'21.513	2'21.830	(12)				
13	A.SASAKI	40.252	I.ORTOLA	34.497	Y.KUNII	34.726	A.ESCRIG	32.174	13	I.GUEVARA	2'21.546	2'21.752	(11)				
14	<b>I.GUEVARA</b>	<b>40.303</b>	<b>M.AJI</b>	<b>34.545</b>	<b>D.MOREIRA</b>	<b>34.736</b>	<b>J.NAVARRO</b>	<b>32.268</b>	14	J.NAVARRO	2'21.846	2'21.846	(13)				
15	D.BINDER	40.318	A.ESCRIG	34.576	D.ALONSO	34.755	I.GUEVARA	32.318	15	M.AJI	2'21.858	2'22.161	(15)				
16	<b>I.ORTOLA</b>	<b>40.332</b>	<b>J.NAVARRO</b>	<b>34.588</b>	<b>J.NAVARRO</b>	<b>34.853</b>	<b>S.AGIUS</b>	<b>32.350</b>	16	D.ALONSO	2'21.917	2'22.631	(17)				
17	D.ALONSO	40.332	D.HOLGADO	34.610	Z.VD GOORBER	34.894	M.RAMIREZ	32.382	17	D.BINDER	2'22.203	2'22.508	(16)				
18	<b>S.AGIUS</b>	<b>40.332</b>	<b>M.RAMIREZ</b>	<b>34.700</b>	<b>D.BINDER</b>	<b>34.927</b>	<b>D.ALONSO</b>	<b>32.403</b>	18	M.RAMIREZ	2'22.672	2'22.855	(18)				
19	Y.KUNII	40.417	D.BINDER	34.791	D.HOLGADO	34.952	D.HOLGADO	32.501	19	F.SALAC	2'22.744	2'23.039	(20)				
20	<b>A.ARENAS</b>	<b>40.454</b>	<b>D.MOREIRA</b>	<b>34.797</b>	<b>F.SALAC</b>	<b>34.997</b>	<b>C.VEIJER</b>	<b>32.533</b>	20	D.HOLGADO	2'22.823	2'22.897	(19)				
21	M.RAMIREZ	40.536	C.VEIJER	34.805	M.RAMIREZ	35.054	A.SASAKI	32.580	21	C.VEIJER	2'22.963	2'23.157	(22)				
22	<b>C.VEIJER</b>	<b>40.563</b>	<b>F.SALAC</b>	<b>34.885</b>	<b>C.VEIJER</b>	<b>35.062</b>	<b>F.SALAC</b>	<b>32.627</b>	22	D.MOREIRA	2'22.998	2'23.090	(21)				
23	Z.VD GOORBER	40.714	A.HUERTAS	34.958	M.AJI	35.074	Z.VD GOORBER	32.673	23	Z.VD GOORBERGH	2'23.375	2'23.506	(23)				
24	<b>D.MOREIRA</b>	<b>40.751</b>	<b>A.SASAKI</b>	<b>34.968</b>	<b>A.ARENAS</b>	<b>35.102</b>	<b>D.MOREIRA</b>	<b>32.714</b>	24	A.ARENAS	2'23.377	2'23.547	(24)				
25	D.HOLGADO	40.760	A.ARENAS	35.030	O.GUTIERREZ	35.231	A.HUERTAS	32.729	25	A.SASAKI	2'23.481	2'23.796	(25)				

These data/results cannot be reproduced, stored and/or transmitted in whole or in part by any manner of electronic, mechanical, photocopying, recording, broadcasting or otherwise now known or herein after developed without the previous express consent by the copyright owner, except for reproduction in daily press and regular printed publications on sale to the public within 60 days of the event related to those data/results and always provided that copyright symbol appears together as follows below.

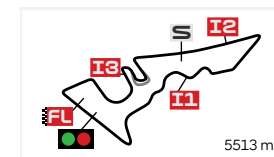
© DORNA, 2025



## BEST PARTIAL TIMES

RED BULL GRAND PRIX OF THE AMERICAS

FREE PRACTICE NR. 1



Circuit Of The Americas

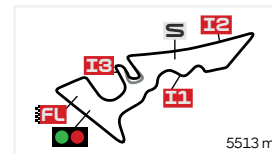
*IT* Ideal Lap Time, sum of the best partial times

*BT* Best Lap Time

Pos	T1		T2		T3		T4		Pos	Rider	IT	BT	
	Rider	Time	Rider	Time	Rider	Time	Rider	Time					
26	<b>A.HUERTAS</b>	<b>40.962</b>	<b>Z.VD GOORBER</b>	<b>35.094</b>	<b>M.GONZALEZ</b>	<b>35.268</b>	<b>A.ARENAS</b>	<b>32.791</b>	26	A.HUERTAS	2'23.955	2'24.390	(26)
27	O.GUTIERREZ	41.055	M.GONZALEZ	35.520	A.HUERTAS	35.306	M.GONZALEZ	32.858	27	O.GUTIERREZ	2'24.876	2'25.281	(28)
28	<b>M.GONZALEZ</b>	<b>41.326</b>	<b>O.GUTIERREZ</b>	<b>35.660</b>	<b>A.SASAKI</b>	<b>35.681</b>	<b>O.GUTIERREZ</b>	<b>32.930</b>	28	M.GONZALEZ	2'24.972	2'25.279	(27)

These data/results cannot be reproduced, stored and/or transmitted in whole or in part by any manner of electronic, mechanical, photocopying, recording, broadcasting or otherwise now known or herein after developed without the previous express consent by the copyright owner, except for reproduction in daily press and regular printed publications on sale to the public within 60 days of the event related to those data/results and always provided that copyright symbol appears together as follows below.

© DORNA, 2025



Circuit Of The Americas

# FASTEST LAPS SEQUENCE

## RED BULL GRAND PRIX OF THE AMERICAS

### FREE PRACTICE NR. 1

<i>Practice Time</i>	<i>#</i>	<i>Rider</i>	<i>Nation</i>	<i>Motorcycle</i>	<i>Time</i>	<i>Km/h</i>	<i>Rider's Lap</i>
<b>5'19.833</b>	15	<b>Darryn BINDER</b>	RSA	KALEX	<b>2'32.997</b>	129.7	2
<b>5'25.927</b>	16	<b>Joe ROBERTS</b>	USA	KALEX	<b>2'29.621</b>	132.6	2
<b>5'43.854</b>	64	<b>Mario AJI</b>	INA	KALEX	<b>2'29.061</b>	133.1	2
<b>6'02.299</b>	14	<b>Tony ARBOLINO</b>	ITA	BOSCOSCURO	<b>2'26.262</b>	135.6	2
<b>7'52.120</b>	16	<b>Joe ROBERTS</b>	USA	KALEX	<b>2'26.193</b>	135.7	3
<b>7'56.385</b>	21	<b>Alonso LOPEZ</b>	SPA	BOSCOSCURO	<b>2'25.978</b>	135.9	3
<b>8'08.667</b>	64	<b>Mario AJI</b>	INA	KALEX	<b>2'24.813</b>	137.0	3
<b>8'26.264</b>	14	<b>Tony ARBOLINO</b>	ITA	BOSCOSCURO	<b>2'23.965</b>	137.8	3
<b>10'19.831</b>	21	<b>Alonso LOPEZ</b>	SPA	BOSCOSCURO	<b>2'23.446</b>	138.3	4
<b>10'49.119</b>	14	<b>Tony ARBOLINO</b>	ITA	BOSCOSCURO	<b>2'22.855</b>	138.9	4
<b>11'12.340</b>	96	<b>Jake DIXON</b>	GBR	BOSCOSCURO	<b>2'22.034</b>	139.7	4
<b>12'41.655</b>	21	<b>Alonso LOPEZ</b>	SPA	BOSCOSCURO	<b>2'21.824</b>	139.9	5
<b>15'32.837</b>	14	<b>Tony ARBOLINO</b>	ITA	BOSCOSCURO	<b>2'21.622</b>	140.1	6
<b>15'35.214</b>	53	<b>Deniz ÖNCÜ</b>	TUR	KALEX	<b>2'21.259</b>	140.4	6
<b>15'57.307</b>	96	<b>Jake DIXON</b>	GBR	BOSCOSCURO	<b>2'20.056</b>	141.7	6
<b>25'21.526</b>	96	<b>Jake DIXON</b>	GBR	BOSCOSCURO	<b>2'19.359</b>	142.4	10

These data/results cannot be reproduced, stored and/or transmitted in whole or in part by any manner of electronic, mechanical, photocopying, recording, broadcasting or otherwise now known or herein after developed without the previous express consent by the copyright owner, except for reproduction in daily press and regular printed publications on sale to the public within 60 days of the event related to those data/results and always provided that copyright symbol appears together as follows below.

© DORNA, 2025

Official MotoGP Timing by [www.motogp.com](http://www.motogp.com)

Austin, Friday, March 28, 2025