

Chang International Circuit

CLASSIFICATION

PT GRAND PRIX OF THAILAND

QUALIFYING NR. 1

#	Rider	Nation	Team	Motorcycle	Time	Lap Total	Gap	T. Speed
1	63 Francesco BAGNAIA	ITA	Ducati Lenovo Team	DUCATI	1'29.180	3 4		338.5
2	43 Jack MILLER	AUS	Prima Pramac Yamaha MotoGP	YAMAHA	1'29.186	7 7	0.006 0.006	336.4
3	49 Fabio DI GIANNANTONIO	ITA	Pertamina Enduro VR46 Racing Team	DUCATI	1'29.237	7 7	0.057 0.051	339.6
4	33 Brad BINDER	RSA	Red Bull KTM Factory Racing	KTM	1'29.468	6 7	0.288 0.231	338.5
5	54 Fermin ALDEGUER	SPA	BK8 Gresini Racing MotoGP	DUCATI	1'29.484	9 9	0.304 0.016	335.4
6	10 Luca MARINI	ITA	Honda HRC Castrol	HONDA	1'29.532	6 7	0.352 0.048	334.3
7	88 Miguel OLIVEIRA	POR	Prima Pramac Yamaha MotoGP	YAMAHA	1'29.587	6 7	0.407 0.055	335.4
8	12 Maverick VIÑALES	SPA	Red Bull KTM Tech3	KTM	1'29.701	5 7	0.521 0.114	338.5
9	42 Alex RINS	SPA	Monster Energy Yamaha MotoGP Team	YAMAHA	1'29.733	6 8	0.553 0.032	335.4
10	23 Enea BASTIANINI	ITA	Red Bull KTM Tech3	KTM	1'29.916	7 8	0.736 0.183	336.4
11	35 Somkiat CHANTRA	THA	IDEMITSU Honda LCR	HONDA	1'30.076	7 8	0.896 0.160	332.3
12	32 Lorenzo SAVADORI	ITA	Aprilia Racing	APRILIA	1'30.630	6 8	1.450 0.554	337.5

Practice condition: Dry

Fastest Lap:	Lap: 3	Francesco BAGNAIA	1'29.180	183.8 Km/h
Best Race Lap:	2023	Marco BEZZECCHI	1'30.896	180.3 Km/h
All-Time Lap Record:	2024	Francesco BAGNAIA	1'28.700	184.8 Km/h

The results are provisional until the end of the limit for protest and appeals.

Time limit for protest expires 60' after publication of the results - Time: **11:19**

These data/results cannot be reproduced, stored and/or transmitted in whole or in part by any manner of electronic, mechanical, photocopying, recording, broadcasting or otherwise now known or herein after developed without the previous express consent by the copyright owner, except for reproduction in daily press and regular printed publications on sale to the public within 60 days of the event related to those data/results and always provided that copyright symbol appears together as follows below.

© DORNA, 2025

Official MotoGP Timing by

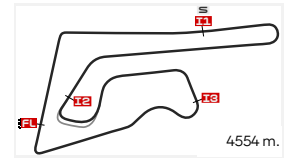
www.motogp.com

Buriram, Saturday, March 01, 2025

TOP SPEED & AVERAGE

PT GRAND PRIX OF THAILAND

QUALIFYING NR. 1



Chang International Circuit

#	Rider	Nation	Motorcycle	Top 5 speeds					Average	Top
49	Fabio DI GIANNANTONIO	ITA	DUCATI	339.6	339.6	336.4	335.4	322.3	334.7	339.6
12	Maverick VIÑALES	SPA	KTM	338.5	336.4	335.4	335.4	334.3	336.0	338.5
33	Brad BINDER	RSA	KTM	338.5	337.5	337.5	336.4	324.3	334.8	338.5
63	Francesco BAGNAIA	ITA	DUCATI	338.5	337.5	332.3	301.6		327.5	338.5
32	Lorenzo SAVADORI	ITA	APRILIA	337.5	335.4	334.3	334.3	329.2	334.1	337.5
23	Enea BASTIANINI	ITA	KTM	336.4	336.4	335.4	335.4	335.4	335.8	336.4
43	Jack MILLER	AUS	YAMAHA	336.4	334.3	334.3	333.3	291.8	326.0	336.4
42	Alex RINS	SPA	YAMAHA	335.4	335.4	332.3	331.2	326.2	332.1	335.4
54	Fermin ALDEGUER	SPA	DUCATI	335.4	335.4	334.3	332.3	332.3	333.9	335.4
88	Miguel OLIVEIRA	POR	YAMAHA	335.4	334.3	334.3	333.3	306.8	328.8	335.4
10	Luca MARINI	ITA	HONDA	334.3	333.3	332.3	331.2	288.7	324.0	334.3
35	Somkiat CHANTRA	THA	HONDA	332.3	331.2	330.2	328.2	326.2	329.6	332.3

These data/results cannot be reproduced, stored and/or transmitted in whole or in part by any manner of electronic, mechanical, photocopying, recording, broadcasting or otherwise now known or herein after developed without the previous express consent by the copyright owner, except for reproduction in daily press and regular printed publications on sale to the public within 60 days of the event related to those data/results and always provided that copyright symbol appears together as follows below.

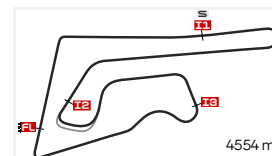
© DORNA, 2025

Official MotoGP Timing by www.motogp.com

Buriram, Saturday, March 01, 2025

CHRONOLOGICAL ANALYSIS OF PERFORMANCES

PT GRAND PRIX OF THAILAND QUALIFYING NR. 1



Chang International Circuit

* Lap / Sector time cancelled

P Crossing the finish line in pit lane

** Tyre data subject to further updates

T1 Time from finish line to 1st intermediate

T2 Time from 1st intermed. to 2nd intermed.

T3 Time from 2nd intermed. to 3rd intermed.

T4 Time from 3rd intermediate to finish line

Lap	Lap Time	T1	T2	T3	T4	Speed
1st	63	Francesco BAGNAIA		DUCATI	ITA	
		Ducati Lenovo Team				
		Runs=1	Total laps=4	Full laps=2	Valid laps=2	
Run #	1	Front Tyre	Slick-Soft	Rear Tyre	Slick-Soft	
		New Tyre		New Tyre		
1	1'30.132	15.472	26.791	23.447	23.136	301.6
2	1'29.464	18.232	25.478	22.774	22.980	338.5
3	1'29.180	18.310	25.432	22.575	22.863	337.5
4	1'44.354 P	18.510	26.250	23.366	36.228	332.3

2nd	43	Jack MILLER		YAMAHA	AUS	
		Prima Pramac Yamaha MotoGP				
		Runs=2	Total laps=7	Full laps=4	Valid laps=4	
Run #	1	Front Tyre	Slick-Soft	Rear Tyre	Slick-Soft	
		New Tyre		New Tyre		
1	1'48.380	16.672	33.175	24.678	24.492	291.8
2	1'38.022	18.368	25.546	27.414	26.694	334.3
3	1'29.730	18.354	25.581	22.800	22.995	336.4
4	1'49.495 P	19.544	28.338	24.011	37.602	252.3
Run #	2	Front Tyre	Slick-Soft	Rear Tyre	Slick-Soft	
		4 Laps at start		New Tyre		
5	5'33.330	20.631	28.635	24.209	24.100	250.0
6	1'29.371	18.266	25.558	22.655	22.892	333.3
7	1'29.186	18.255	25.436	22.587	22.908	334.3

3rd	49	Fabio DI GIANNANTONIO		DUCATI	ITA	
		Pertamina Enduro VR46 Racing Team				
		Runs=2	Total laps=7	Full laps=4	Valid laps=4	
Run #	1	Front Tyre	Slick-Soft	Rear Tyre	Slick-Soft	
		New Tyre		New Tyre		
1	1'31.639	15.443	26.844	23.328	23.328	302.5
2	1'29.676	18.394	25.610	22.705	22.967	339.6
3	1'29.601	18.349	25.573	22.744	22.935	339.6
4	1'48.429 P	18.971	26.727	23.914	38.817	322.3
Run #	2	Front Tyre	Slick-Soft	Rear Tyre	Slick-Soft	
		4 Laps at start		New Tyre		
5	6'43.884	16.391	27.079	23.454	23.333	301.6
6	1'29.785	18.402	25.628	22.812	22.943	335.4
7	1'29.237	18.298	25.572	22.557	22.810	336.4

4th	33	Brad BINDER		KTM	RSA	
		Red Bull KTM Factory Racing				
		Runs=2	Total laps=7	Full laps=4	Valid laps=4	

Run #	1	Front Tyre	Slick-Soft	Rear Tyre	Slick-Soft	
		New Tyre		New Tyre		
1	1'53.852	17.776	30.601	24.098	23.610	275.5
2	1'29.778	18.383	25.522	22.918	22.955	337.5
3	1'29.846	18.366	25.685	22.735	23.060	338.5
4	1'49.231 P	19.186	28.963	23.770	37.312	324.3
Run #	2	Front Tyre	Slick-Soft	Rear Tyre	Slick-Soft	
		New Tyre		New Tyre		
5	5'34.804	21.211	28.245	24.038	23.934	246.5
6	1'29.468	18.218	25.622	22.732	22.896	337.5
7	1'29.641	18.310	25.650	22.697	22.984	336.4

5th	54	Fermin ALDEGUER		DUCATI	SPA	
		BK8 Gresini Racing MotoGP				
		Runs=2	Total laps=9	Full laps=6	Valid laps=6	
Run #	1	Front Tyre	Slick-Soft	Rear Tyre	Slick-Soft	
		New Tyre		New Tyre		
1	1'37.118	15.425	30.952	23.912	23.687	302.5
2	1'29.975	18.398	25.728	22.730	23.119	335.4
3	1'29.942	18.358	25.809	22.788	22.987	335.4
4	1'48.001 P	18.960	27.134	24.006	37.901	331.2
Run #	2	Front Tyre	Slick-Soft	Rear Tyre	Slick-Soft	
		4 Laps at start		New Tyre		
5	3'46.724	15.552	26.377	23.023	23.219	328.2
6	1'29.657	18.326	25.719	22.680	22.932	332.3
7	1'29.678	18.372	25.638	22.770	22.898	332.3
8	1'36.821	20.959	28.088	23.896	23.878	267.3
9	1'29.484	18.278	25.613	22.611	22.982	334.3

6th	10	Luca MARINI		HONDA	ITA	
		Honda HRC Castrol				
		Runs=2	Total laps=7	Full laps=4	Valid laps=4	
Run #	1	Front Tyre	Slick-Hard	Rear Tyre	Slick-Soft	
		New Tyre		New Tyre		
1	1'54.428	17.714	31.259	23.683	23.645	274.8
2	1'29.943	18.354	25.548	22.907	23.134	334.3
3	1'30.014	18.479	25.633	22.888	23.014	331.2
4	1'55.904 P	21.705	31.600	24.776	37.823	288.7
Run #	2	Front Tyre	Slick-Hard	Rear Tyre	Slick-Soft	
		4 Laps at start		New Tyre		
5	5'27.680	20.760	28.373	24.029	24.102	254.7
6	1'29.532	18.293	25.591	22.801	22.847	333.3
7	1'29.685	18.375	25.583	22.715	23.012	332.3

Fastest Lap:	Francesco BAGNAIA	Ducati Lenovo Team	ITA	1'29.180	18.310	25.432	22.575	22.863
---------------------	-------------------	--------------------	-----	-----------------	--------	--------	--------	--------

These data/results cannot be reproduced, stored and/or transmitted in whole or in part by any manner of electronic, mechanical, photocopying, recording, broadcasting or otherwise now known or herein after developed without the previous express consent by the copyright owner, except for reproduction in daily press and regular printed publications on sale to the public within 60 days of the event related to those data/results and always provided that copyright symbol appears together as follows below.

© DORNA, 2025

Official MotoGP Timing by

www.motogp.com

Buriram, Saturday, March 01, 2025

Page 1 of 2

Qualifying Nr. 1

MotoGP™

Lap	Lap Time	T1	T2	T3	T4	Speed
7th	88	Miguel OLIVEIRA		YAMAHA	POR	
		Prima Pramac Yamaha MotoGP				
		Runs=2	Total laps=7	Full laps=4	Valid laps=4	
Run #	1	Front Tyre	Slick-Soft	Rear Tyre	Slick-Soft	
		New Tyre		New Tyre		
1	1'46.789	16.093	27.232	24.388	25.781	299.1
2	1'34.761	20.760	26.823	23.535	23.643	279.7
3	1'49.678 P	18.386	26.729	27.806	36.757	335.4
Run #	2	Front Tyre	Slick-Soft	Rear Tyre	Slick-Soft	
		New Tyre		New Tyre		
4	5'28.495	16.309	27.125	23.735	23.492	306.8
5	1'30.322	18.455	25.878	22.850	23.139	333.3
6	1'29.587	18.282	25.636	22.632	23.037	334.3
7	1'33.332	18.237	27.921	23.652	23.522	334.3

8th	12	Maverick VIÑALES		KTM	SPA	
		Red Bull KTM Tech3				
		Runs=2	Total laps=7	Full laps=4	Valid laps=4	
Run #	1	Front Tyre	Slick-Soft	Rear Tyre	Slick-Soft	
		New Tyre		New Tyre		
1	1'32.139	15.320	26.973	23.597	23.354	313.9
2	1'33.884	18.449	28.485	23.283	23.667	338.5
3	1'47.994 P	18.493	25.824	24.167	39.510	336.4
Run #	2	Front Tyre	Slick-Soft	Rear Tyre	Slick-Soft	
		New Tyre		New Tyre		
4	6'12.561	15.591	26.799	23.497	23.193	325.3
5	1'29.701	18.409	25.571	22.775	22.946	334.3
6	1'34.552	18.368	27.620	24.649	23.915	335.4
7	1'30.221	18.388	25.808	22.781	23.244	335.4

9th	42	Alex RINS		YAMAHA	SPA	
		Monster Energy Yamaha MotoGP Team				
		Runs=2	Total laps=8	Full laps=4	Valid laps=4	
Run #	1	Front Tyre	Slick-Hard	Rear Tyre	Slick-Soft	
		**	New Tyre	**	New Tyre	
1	1'34.120	15.440	27.159	23.739	23.316	319.5
2	1'32.567	18.556	25.682	24.718	23.611	335.4
3	1'30.100	18.547	25.708	22.845	23.000	335.4
4	1'48.423 P	20.555	28.118	23.312	36.438	326.2
Run #	2	Front Tyre	missing data	Rear Tyre	missing data	
		**	Laps at start	**	Laps at start	
5	5'32.520	15.673	27.198	23.526	23.377	322.3
6	1'29.733	18.392	25.681	22.752	22.908	331.2
7	1'29.766	18.378	25.676	22.790	22.922	332.3
8	2'05.951 P	28.925	30.230	25.752	41.044	148.3

10th	23	Enea BASTIANINI		KTM	ITA	
		Red Bull KTM Tech3				
		Runs=2	Total laps=8	Full laps=5	Valid laps=5	
Run #	1	Front Tyre	Slick-Hard	Rear Tyre	Slick-Soft	
		**	New Tyre	**	New Tyre	
1	1'46.044	16.080	27.369	23.840	23.915	316.7
2	1'39.034	18.449	25.784	28.498	26.303	336.4
3	1'30.386	18.490	25.792	23.031	23.073	336.4
4	1'45.794 P	18.411	26.030	24.387	36.966	335.4

Lap	Lap Time	T1	T2	T3	T4	Speed
Run #	2	Front Tyre	missing data	Rear Tyre	missing data	
		**	Laps at start	**	Laps at start	
5	4'20.297	15.892	26.862	23.413	23.641	322.3
6	1'30.047	18.456	25.705	22.795	23.091	332.3
7	1'29.916	18.315	25.700	22.770	23.131	335.4
8	1'34.855	18.361	28.661	24.230	23.603	335.4

11th	35	Somkiat CHANTRA		HONDA	THA	
		IDEMITSU Honda LCR				
		Runs=2	Total laps=8	Full laps=5	Valid laps=5	
Run #	1	Front Tyre	Slick-Hard	Rear Tyre	Slick-Soft	
		New Tyre		New Tyre		
1	1'48.812	17.796	33.521	24.088	24.554	288.7
2	1'30.473	18.549	25.847	22.994	23.083	328.2
3	1'42.636	18.549	30.523	29.450	24.114	326.2
4	1'31.015	18.431	26.157	23.022	23.405	330.2
5	1'47.065 P	19.121	26.881	23.364	37.699	316.7
Run #	2	Front Tyre	Slick-Hard	Rear Tyre	Slick-Soft	
		5 Laps at start		New Tyre		
6	3'59.265	21.968	34.024	26.448	24.122	238.9
7	1'30.076	18.361	25.846	22.865	23.004	331.2
8	1'34.209	18.334	26.690	24.569	24.616	332.3

12th	32	Lorenzo SAVADORI		APRILIA	ITA	
		Aprilia Racing				
		Runs=2	Total laps=8	Full laps=5	Valid laps=5	
Run #	1	Front Tyre	Slick-Hard	Rear Tyre	Slick-Soft	
		New Tyre		New Tyre		
1	1'55.966	15.045	27.001	23.311	23.397	298.3
2	1'32.223	18.559	26.939	23.265	23.460	337.5
3	1'31.375	18.649	25.997	23.322	23.407	335.4
4	1'48.777 P	18.995	27.621	24.451	37.710	329.2
Run #	2	Front Tyre	Slick-Hard	Rear Tyre	Slick-Soft	
		4 Laps at start		New Tyre		
5	3'52.083	24.115	26.616	23.804	23.671	316.7
6	1'30.630	18.529	25.976	22.870	23.255	334.3
7	1'30.817	18.526	25.974	22.979	23.338	334.3
8	2'04.204	30.332	30.503	33.396	29.973	220.8

Fastest Lap: Francesco BAGNAIA Ducati Lenovo Team ITA **1'29.180** 18.310 25.432 22.575 22.863

These data/results cannot be reproduced, stored and/or transmitted in whole or in part by any manner of electronic, mechanical, photocopying, recording, broadcasting or otherwise now known or herein after developed without the previous express consent by the copyright owner, except for reproduction in daily press and regular printed publications on sale to the public within 60 days of the event related to those data/results and always provided that copyright symbol appears together as follows below.

© DORNA, 2025

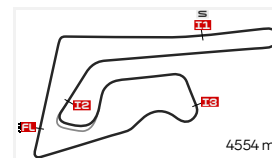
Official MotoGP Timing by TISSOT

www.motogp.com

Buriram, Saturday, March 01, 2025

Page 2 of 2





Chang International Circuit

EVENT BEST MAXIMUM SPEED

PT GRAND PRIX OF THAILAND

QUALIFYING NR. 1

#	Rider	Nation	Team	Motorcycle	Km/h	
63	Francesco BAGNAIA	ITA	Ducati Lenovo Team	DUCATI	340.6	Free Practice Nr. 2
72	Marco BEZZECCHI	ITA	Aprilia Racing	APRILIA	339.6	Free Practice Nr. 1
49	Fabio DI GIANNANTONIO	ITA	Pertamina Enduro VR46 Racing Team	DUCATI	339.6	Qualifying Nr. 1
23	Enea BASTIANINI	ITA	Red Bull KTM Tech3	KTM	339.6	Free Practice Nr. 2
33	Brad BINDER	RSA	Red Bull KTM Factory Racing	KTM	339.6	Free Practice Nr. 2
37	Pedro ACOSTA	SPA	Red Bull KTM Factory Racing	KTM	338.5	Free Practice Nr. 1
12	Maverick VIÑALES	SPA	Red Bull KTM Tech3	KTM	338.5	Qualifying Nr. 1
73	Alex MARQUEZ	SPA	BK8 Gresini Racing MotoGP	DUCATI	338.5	Free Practice Nr. 2
21	Franco MORBIDELLI	ITA	Pertamina Enduro VR46 Racing Team	DUCATI	338.5	Free Practice Nr. 2
93	Marc MARQUEZ	SPA	Ducati Lenovo Team	DUCATI	338.5	Free Practice Nr. 2
88	Miguel OLIVEIRA	POR	Prima Pramac Yamaha MotoGP	YAMAHA	337.5	Free Practice Nr. 2
54	Fermin ALDEGUER	SPA	BK8 Gresini Racing MotoGP	DUCATI	337.5	Free Practice Nr. 2
32	Lorenzo SAVADORI	ITA	Aprilia Racing	APRILIA	337.5	Qualifying Nr. 1
20	Fabio QUARTARARO	FRA	Monster Energy Yamaha MotoGP Team	YAMAHA	336.4	Free Practice Nr. 2
42	Alex RINS	SPA	Monster Energy Yamaha MotoGP Team	YAMAHA	336.4	Free Practice Nr. 1
43	Jack MILLER	AUS	Prima Pramac Yamaha MotoGP	YAMAHA	336.4	Qualifying Nr. 1
10	Luca MARINI	ITA	Honda HRC Castrol	HONDA	335.4	Free Practice Nr. 2
79	Ai OGURA	JPN	Trackhouse MotoGP Team	APRILIA	335.4	Practice
36	Joan MIR	SPA	Honda HRC Castrol	HONDA	335.4	Free Practice Nr. 1
35	Somkiat CHANTRA	THA	IDEMITSU Honda LCR	HONDA	334.3	Free Practice Nr. 2
25	Raul FERNANDEZ	SPA	Trackhouse MotoGP Team	APRILIA	334.3	Practice
5	Johann ZARCO	FRA	CASTROL Honda LCR	HONDA	334.3	Free Practice Nr. 2

These data/results cannot be reproduced, stored and/or transmitted in whole or in part by any manner of electronic, mechanical, photocopying, recording, broadcasting or otherwise now known or herein after developed without the previous express consent by the copyright owner, except for reproduction in daily press and regular printed publications on sale to the public within 60 days of the event related to those data/results and always provided that copyright symbol appears together as follows below.

© DORNA, 2025

Official MotoGP Timing by

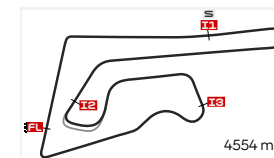
www.motogp.com

Buriram, Saturday, March 01, 2025

BEST PARTIAL TIMES

PT GRAND PRIX OF THAILAND

QUALIFYING NR. 1



Chang International Circuit

IT Ideal Lap Time, sum of the best partial times

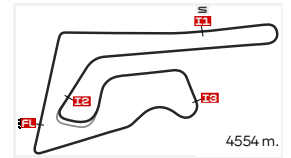
BT Best Lap Time

Pos	T1		T2		T3		T4		Pos	Rider	IT	BT	
	Rider	Time	Rider	Time	Rider	Time	Rider	Time					
1	B.BINDER	18.218	F.BAGNAIA	25.432	F.DI GIANNANT	22.557	F.DI GIANNANT	22.810	1	F.BAGNAIA	1'29.102	1'29.180	(1)
2	F.BAGNAIA	18.232	J.MILLER	25.436	F.BAGNAIA	22.575	L.MARINI	22.847	2	J.MILLER	1'29.170	1'29.186	(2)
3	M.OLIVEIRA	18.237	B.BINDER	25.522	J.MILLER	22.587	F.BAGNAIA	22.863	3	F.DI GIANNANTONI	1'29.237	1'29.237	(3)
4	J.MILLER	18.255	L.MARINI	25.548	F.ALDEGUER	22.611	J.MILLER	22.892	4	B.BINDER	1'29.333	1'29.468	(4)
5	F.ALDEGUER	18.278	M.VIÑALES	25.571	M.OLIVEIRA	22.632	B.BINDER	22.896	5	F.ALDEGUER	1'29.400	1'29.484	(5)
6	L.MARINI	18.293	F.DI GIANNANT	25.572	B.BINDER	22.697	F.ALDEGUER	22.898	6	L.MARINI	1'29.403	1'29.532	(6)
7	F.DI GIANNANT	18.298	F.ALDEGUER	25.613	L.MARINI	22.715	A.RINS	22.908	7	M.OLIVEIRA	1'29.542	1'29.587	(7)
8	E.BASTIANINI	18.315	M.OLIVEIRA	25.636	A.RINS	22.752	M.VIÑALES	22.946	8	M.VIÑALES	1'29.660	1'29.701	(8)
9	S.CHANTRA	18.334	A.RINS	25.676	E.BASTIANINI	22.770	S.CHANTRA	23.004	9	A.RINS	1'29.714	1'29.733	(9)
10	M.VIÑALES	18.368	E.BASTIANINI	25.700	M.VIÑALES	22.775	M.OLIVEIRA	23.037	10	E.BASTIANINI	1'29.858	1'29.916	(10)
11	A.RINS	18.378	S.CHANTRA	25.846	S.CHANTRA	22.865	E.BASTIANINI	23.073	11	S.CHANTRA	1'30.049	1'30.076	(11)
12	L.SAVADORI	18.526	L.SAVADORI	25.974	L.SAVADORI	22.870	L.SAVADORI	23.255	12	L.SAVADORI	1'30.625	1'30.630	(12)

These data/results cannot be reproduced, stored and/or transmitted in whole or in part by any manner of electronic, mechanical, photocopying, recording, broadcasting or otherwise now known or herein after developed without the previous express consent by the copyright owner, except for reproduction in daily press and regular printed publications on sale to the public within 60 days of the event related to those data/results and always provided that copyright symbol appears together as follows below.

© DORNA, 2025

FASTEST LAPS SEQUENCE
PT GRAND PRIX OF THAILAND
QUALIFYING NR. 1



Chang International Circuit

<i>Practice Time</i>	<i>#</i>	<i>Rider</i>	<i>Nation</i>	<i>Motorcycle</i>	<i>Time</i>	<i>Km/h</i>	<i>Rider's Lap</i>
2'59.596	63	Francesco BAGNAIA	ITA	DUCATI	1'29.464	183.2	2
4'28.776	63	Francesco BAGNAIA	ITA	DUCATI	1'29.180	183.8	3

These data/results cannot be reproduced, stored and/or transmitted in whole or in part by any manner of electronic, mechanical, photocopying, recording, broadcasting or otherwise now known or herein after developed without the previous express consent by the copyright owner, except for reproduction in daily press and regular printed publications on sale to the public within 60 days of the event related to those data/results and always provided that copyright symbol appears together as follows below.

© DORNA, 2025

Official MotoGP Timing by **TISSOT**

www.motogp.com

Buriram, Saturday, March 01, 2025