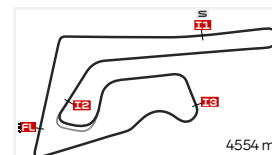


CLASSIFICATION

PT GRAND PRIX OF THAILAND

PRACTICE



Chang International Circuit

#	Rider	Nation	Team	Motorcycle	Time	Lap Total	Gap	T. Speed
1	73 Alex MARQUEZ	SPA	BK8 Gresini Racing MotoGP	DUCATI	1'29.020	23 23		337.5
2	93 Marc MARQUEZ	SPA	Ducati Lenovo Team	DUCATI	1'29.072	26 26	0.052 0.052	336.4
3	37 Pedro ACOSTA	SPA	Red Bull KTM Factory Racing	KTM	1'29.262	22 23	0.242 0.190	336.4
4	72 Marco BEZZECCHI	ITA	Aprilia Racing	APRILIA	1'29.267	19 20	0.247 0.005	338.5
5	21 Franco MORBIDELLI	ITA	Pertamina Enduro VR46 Racing Team	DUCATI	1'29.306	22 25	0.286 0.039	335.4
6	36 Joan MIR	SPA	Honda HRC Castrol	HONDA	1'29.398	21 23	0.378 0.092	332.3
7	25 Raul FERNANDEZ	SPA	Trackhouse MotoGP Team	APRILIA	1'29.462	20 20	0.442 0.064	334.3
8	20 Fabio QUARTARARO	FRA	Monster Energy Yamaha MotoGP Team	YAMAHA	1'29.485	23 27	0.465 0.023	335.4
9	79 Ai OGURA	JPN	Trackhouse MotoGP Team	APRILIA	1'29.597	22 23	0.577 0.112	335.4
10	5 Johann ZARCO	FRA	CASTROL Honda LCR	HONDA	1'29.608	20 25	0.588 0.011	333.3
11	12 Maverick VIÑALES	SPA	Red Bull KTM Tech3	KTM	1'29.681	28 28	0.661 0.073	337.5
12	33 Brad BINDER	RSA	Red Bull KTM Factory Racing	KTM	1'29.695	21 26	0.675 0.014	338.5
13	63 Francesco BAGNAIA	ITA	Ducati Lenovo Team	DUCATI	1'29.711	18 23	0.691 0.016	337.5
14	43 Jack MILLER	AUS	Prima Pramac Yamaha MotoGP	YAMAHA	1'29.746	18 21	0.726 0.035	334.3
15	49 Fabio DI GIANNANTONIO	ITA	Pertamina Enduro VR46 Racing Team	DUCATI	1'29.753	21 21	0.733 0.007	337.5
16	10 Luca MARINI	ITA	Honda HRC Castrol	HONDA	1'29.787	21 26	0.767 0.034	331.2
17	42 Alex RINS	SPA	Monster Energy Yamaha MotoGP Team	YAMAHA	1'29.982	24 24	0.962 0.195	335.4
18	88 Miguel OLIVEIRA	POR	Prima Pramac Yamaha MotoGP	YAMAHA	1'29.985	23 24	0.965 0.003	335.4
19	23 Enea BASTIANINI	ITA	Red Bull KTM Tech3	KTM	1'30.165	21 21	1.145 0.180	336.4
20	54 Fermin ALDEGUER	SPA	BK8 Gresini Racing MotoGP	DUCATI	1'30.269	22 24	1.249 0.104	336.4
21	35 Somkiat CHANTRA	THA	IDEMITSU Honda LCR	HONDA	1'30.286	17 23	1.266 0.017	333.3
22	32 Lorenzo SAVADORI	ITA	Aprilia Racing	APRILIA	1'31.024	20 24	2.004 0.738	335.4

Practice condition: Dry

Air: 36°

Humidity: 30%

Ground: 49°

Fastest Lap:	Lap: 23	Alex MARQUEZ	1'29.020	184.1 Km/h
Best Race Lap:	2023	Marco BEZZECCHI	1'30.896	180.3 Km/h
All-Time Lap Record:	2024	Francesco BAGNAIA	1'28.700	184.8 Km/h

The results are provisional until the end of the limit for protest and appeals.

Time limit for protest expires 60' after publication of the results - Time:

Thanavit THEARAKIT
16:23

These data/results cannot be reproduced, stored and/or transmitted in whole or in part by any manner of electronic, mechanical, photocopying, recording, broadcasting or otherwise now known or herein after developed without the previous express consent by the copyright owner, except for reproduction in daily press and regular printed publications on sale to the public within 60 days of the event related to those data/results and always provided that copyright symbol appears together as follows below.

© DORNA, 2025

Official MotoGP Timing by

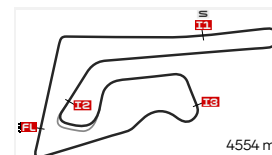
www.motogp.com

Buriram, Friday, February 28, 2025

TOP SPEED & AVERAGE

PT GRAND PRIX OF THAILAND

PRACTICE



Chang International Circuit

#	Rider	Nation	Motorcycle	Top 5 speeds					Average	Top
33	Brad BINDER	RSA	KTM	338.5	338.5	337.5	336.4	336.4	337.2	338.5
72	Marco BEZZECCHI	ITA	APRILIA	338.5	337.5	335.4	334.3	334.3	335.7	338.5
12	Maverick VIÑALES	SPA	KTM	337.5	337.5	336.4	336.4	335.4	336.4	337.5
49	Fabio DI GIANNANTONIO	ITA	DUCATI	337.5	337.5	337.5	335.4	334.3	335.5	337.5
63	Francesco BAGNAIA	ITA	DUCATI	337.5	337.5	336.4	336.4	335.4	336.1	337.5
73	Alex MARQUEZ	SPA	DUCATI	337.5	336.4	335.4	334.3	334.3	335.6	337.5
23	Enea BASTIANINI	ITA	KTM	336.4	336.4	335.4	334.3	334.3	335.2	336.4
37	Pedro ACOSTA	SPA	KTM	336.4	335.4	335.4	335.4	335.4	335.6	336.4
54	Fermin ALDEGUER	SPA	DUCATI	336.4	335.4	333.3	333.3	333.3	334.3	336.4
93	Marc MARQUEZ	SPA	DUCATI	336.4	336.4	336.4	334.3	334.3	335.2	336.4
20	Fabio QUARTARARO	FRA	YAMAHA	335.4	334.3	334.3	333.3	333.3	333.7	335.4
21	Franco MORBIDELLI	ITA	DUCATI	335.4	334.3	332.3	332.3	332.3	333.3	335.4
32	Lorenzo SAVADORI	ITA	APRILIA	335.4	334.3	334.3	331.2	330.2	333.1	335.4
42	Alex RINS	SPA	YAMAHA	335.4	334.3	334.3	330.2	329.2	332.7	335.4
79	Ai OGURA	JPN	APRILIA	335.4	335.4	335.4	334.3	333.3	334.8	335.4
88	Miguel OLIVEIRA	POR	YAMAHA	335.4	334.3	334.3	333.3	333.3	334.1	335.4
25	Raul FERNANDEZ	SPA	APRILIA	334.3	334.3	332.3	330.2	329.2	331.6	334.3
43	Jack MILLER	AUS	YAMAHA	334.3	334.3	333.3	333.3	332.3	333.3	334.3
5	Johann ZARCO	FRA	HONDA	333.3	332.3	332.3	331.2	330.2	331.6	333.3
35	Somkiat CHANTRA	THA	HONDA	333.3	333.3	332.3	332.3	331.2	332.1	333.3
36	Joan MIR	SPA	HONDA	332.3	332.3	332.3	331.2	330.2	331.4	332.3
10	Luca MARINI	ITA	HONDA	331.2	329.2	329.2	328.2	327.2	328.5	331.2

These data/results cannot be reproduced, stored and/or transmitted in whole or in part by any manner of electronic, mechanical, photocopying, recording, broadcasting or otherwise now known or herein after developed without the previous express consent by the copyright owner, except for reproduction in daily press and regular printed publications on sale to the public within 60 days of the event related to those data/results and always provided that copyright symbol appears together as follows below.

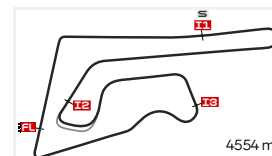
© DORNA, 2025

Official MotoGP Timing by www.motogp.com

Buriram, Friday, February 28, 2025

CHRONOLOGICAL ANALYSIS OF PERFORMANCES

PT GRAND PRIX OF THAILAND PRACTICE



Chang International Circuit

* Lap / Sector time cancelled

P Crossing the finish line in pit lane

** Tyre data subject to further updates

T1 Time from finish line to 1st intermediate

T2 Time from 1st intermed. to 2nd intermed.

T3 Time from 2nd intermed. to 3rd intermed.

T4 Time from 3rd intermediate to finish line

Lap	Lap Time	T1	T2	T3	T4	Speed	Lap	Lap Time	T1	T2	T3	T4	Speed		
1st	73	Alex MARQUEZ		DUCATI		SPA	3	1'30.044	18.547	25.612	22.848	23.037	333.3		
		BK8 Gresini Racing MotoGP					4	1'30.132	18.432	25.686	22.916	23.098	334.3		
		Runs=4	Total laps=23	Full laps=16	Valid laps=13		5	1'30.060 *	18.469	25.656	22.812	23.123 *	334.3		
Run #	1	Front Tyre	Slick-Soft	Rear Tyre	Slick-Soft		6	1'46.115	P	18.590	25.811	24.003	37.711	333.3	
		New Tyre		New Tyre											
1	2'08.915	18.310	29.862	24.858	24.065	228.3	Run #	2	Front Tyre	Slick-Hard	Rear Tyre	Slick-Soft			
2	1'31.417	18.695	26.102	23.271	23.349	329.2			New Tyre		6 Laps at start				
3	1'30.309	18.470	25.750	22.900	23.189	332.3	7	6'59.293	16.137	27.305	24.003	23.678	308.5		
4	1'30.266 *	18.481 *	25.762	22.862	23.161	332.3	8	1'30.960	18.548	26.191	23.102	23.119	332.3		
5	1'30.173	18.416	25.791	22.818	23.148	332.3	9	1'29.850	18.468	25.584	22.754	23.044	333.3		
6	1'30.326	18.431	25.880	22.728	23.287	333.3	10	1'29.966	18.477	25.709	22.760	23.020	334.3		
7	1'30.205	18.431	25.898	22.803	23.073	334.3	11	1'32.764	18.489	25.623	24.266	24.386	333.3		
8	1'30.404 *	18.457	25.731	22.799	23.417 *	332.3	12	1'30.093	18.432	25.608	22.865	23.188	334.3		
9	1'30.493	18.606	25.798	22.875	23.214	329.2	13	1'46.219 P	18.530	26.624	24.067	36.998	326.2		
10	1'48.854 P	20.001	26.778	24.137	37.938	308.5		Run #	3	Front Tyre	Slick-Hard	Rear Tyre	Slick-Medium		
Run #	2	Front Tyre	Slick-Soft	Rear Tyre	Slick-Soft				7 Laps at start		New Tyre				
		10 Laps at start		10 Laps at start			14	6'09.820	17.529	28.273	24.093	23.705	305.0		
11	11'51.966	18.278	31.009	24.270	24.093	216.0	15	1'31.159	18.619	25.982	23.250	23.308	331.2		
12	1'31.229	18.697	25.941	23.155	23.436	331.2	16	1'29.934	18.414	25.509	22.892	23.119	331.2		
13	1'30.633	18.509	25.900	22.977	23.247	331.2	17	1'29.988	18.466	25.540	22.918	23.064	333.3		
14	1'30.667	18.537	25.853	22.976	23.301	331.2	18	1'45.885 P	18.517	25.745	24.115	37.508	333.3		
15	1'50.717 P	18.618	25.944	27.574	38.581	331.2		Run #	4	Front Tyre	Slick-Soft	Rear Tyre	Slick-Soft		
Run #	3	Front Tyre	Slick-Soft	Rear Tyre	Slick-Soft				New Tyre		New Tyre				
		New Tyre		New Tyre			19	7'19.053	15.452	27.362	23.713	23.664	311.2		
16	12'15.177	15.509	27.085	23.955	24.357	284.9	20	1'29.374	18.384	25.355	22.718	22.917	333.3		
17	1'29.559	18.454	25.687	22.606	22.812	335.4	21	1'29.197	18.354	25.352	22.621	22.870	336.4		
18	1'29.400	18.196	25.494	22.618	23.092	337.5	22	1'48.276 P	19.195	27.484	24.040	37.557	330.2		
19	1'47.666 P	19.225	26.842	23.747	37.852	328.2		Run #	5	Front Tyre	Slick-Soft	Rear Tyre	Slick-Soft		
Run #	4	Front Tyre	Slick-Soft	Rear Tyre	Slick-Soft				4 Laps at start		New Tyre				
		4 Laps at start		New Tyre			23	5'22.237	15.946	26.679	23.558	23.416	318.5		
20	5'05.211	16.517	27.182	23.408	23.713	297.5	24	1'29.838	18.355	25.496	22.679	23.308	333.3		
21	1'29.331	18.356	25.520	22.577	22.878	334.3	25	1'28.891 *	18.217	25.305 *	22.554	22.815	336.4		
22	1'33.750 *	18.269	28.543 *	23.809	23.129	336.4	26	1'29.072	18.227	25.365	22.531	22.949	336.4		
23	1'29.020	18.221	25.392	22.457	22.950	333.3									

2nd 93 Marc MARQUEZ

Ducati Lenovo Team

DUCATI SPA

Runs=5 Total laps=26 Full laps=17 Valid laps=15

Run #	1	Front Tyre	Slick-Soft	Rear Tyre	Slick-Soft	
		New Tyre		New Tyre		
1	2'36.062	17.189	28.917	24.286	23.781	251.1
2	1'31.502	18.608	26.078	23.375	23.441	333.3

3rd 37 Pedro ACOSTA

Red Bull KTM Factory Racing

KTM SPA

Runs=4 Total laps=23 Full laps=16 Valid laps=15

Run #	1	Front Tyre	Slick-Soft	Rear Tyre	Slick-Medium	
		New Tyre		New Tyre		
1	1'58.156	16.148	28.185	24.200	23.805	268.6
2	1'32.206	18.595	27.085	23.284	23.242	336.4
3	1'30.372	18.552	25.861	22.926	23.033	334.3
4	1'30.059	18.417	25.695	22.900	23.047	334.3
5	1'30.349	18.554	25.951	22.883	22.961	331.2

Fastest Lap: Alex MARQUEZ BK8 Gresini Racina Mot SPA **1'29.020** 18.221 25.392 22.457 22.950

These data/results cannot be reproduced, stored and/or transmitted in whole or in part by any manner of electronic, mechanical, photocopying, recording, broadcasting or otherwise now known or herein after developed without the previous express consent by the copyright owner, except for reproduction in daily press and regular printed publications on sale to the public within 60 days of the event related to those data/results and always provided that copyright symbol appears together as follows below.

© DORNA, 2025

Official MotoGP Timing by

www.motogp.com

Buriram, Friday, February 28, 2025

Page 1 of 8

Practice

MotoGP™

Lap	Lap Time	T1	T2	T3	T4	Speed
6	1'30.085	18.458	25.841	22.832	22.954	333.3
7	1'30.039	18.531	25.707	22.785	23.016	333.3
8	1'49.776 P	20.811	29.360	23.867	35.738	294.2
Run #	2	Front Tyre	Slick-Soft	Rear Tyre	Slick-Medium	
		8 Laps at start		8 Laps at start		
9	12'20.483	15.499	27.155	24.501	23.616	315.7
10	1'30.957	18.767	25.717	23.310	23.163	332.3
11	1'30.438	18.611	25.720	22.896	23.211	334.3
12	1'30.232	18.518	25.757	22.892	23.065	334.3
13	1'30.377	18.535	25.690	23.053	23.099	335.4
14	1'30.525	18.505	25.787	22.892	23.341	333.3
15	1'48.598 P	19.994	27.238	24.125	37.241	291.1
Run #	3	Front Tyre	Slick-Hard	Rear Tyre	Slick-Soft	
		New Tyre		New Tyre		
16	11'08.628	16.965	27.561	24.252	23.263	300.8
17	1'29.509	18.377	25.495	22.698	22.939	335.4
18	1'29.498	18.426	25.471	22.729	22.872	335.4
19	1'29.531	18.367	25.470	22.737	22.957	335.4
20	1'46.965 P	19.118	26.642	23.894	37.311	328.2
Run #	4	Front Tyre	Slick-Soft	Rear Tyre	Slick-Soft	
		New Tyre		New Tyre		
21	5'20.344	15.496	26.951	23.476	23.115	326.2
22	1'29.262	18.393	25.386	22.617	22.866	335.4
23	1'29.205 *	18.283	25.512 *	22.611	22.799	333.3

4th 72 **Marco BEZZECCHI** APRILIA ITA
Aprilia Racing

Runs=4 Total laps=20 Full laps=13 Valid laps=13

Run #	1	Front Tyre	missing data	Rear Tyre	missing data	
		**	Laps at start	**	Laps at start	
1	1'55.756	17.141	28.520	24.249	23.820	284.9
2	1'36.171	18.846	27.250	26.611	23.464	328.2
3	1'30.534	18.692	25.866	22.859	23.117	332.3
4	1'30.454	18.594	25.833	22.895	23.132	329.2
5	1'31.425	18.711	26.073	23.235	23.406	324.3
6	1'30.535	18.667	25.772	22.863	23.233	323.3
7	1'49.567 P	18.848	29.007	23.596	38.116	317.6
Run #	2	Front Tyre	missing data	Rear Tyre	missing data	
		**	Laps at start	**	Laps at start	
8	9'03.500	15.798	26.929	23.688	23.504	305.9
9	1'30.740	18.645	25.834	23.079	23.182	330.2
10	1'30.541	18.501	25.760	23.013	23.267	331.2
11	1'30.398	18.537	25.686	22.921	23.254	332.3
12	1'35.546	19.968	27.608	24.212	23.758	325.3
13	1'44.934 P	18.577	25.880	22.986	37.491	334.3
Run #	3	Front Tyre	missing data	Rear Tyre	missing data	
		**	Laps at start	**	Laps at start	
14	16'42.916	16.093	27.031	23.377	23.289	328.2
15	1'32.357	18.410	26.281	24.102	23.564	334.3
16	1'35.114	18.349	30.458	22.924	23.383	335.4
17	1'44.649 P	18.480	25.572	22.950	37.647	337.5
Run #	4	Front Tyre	missing data	Rear Tyre	missing data	
		**	Laps at start	**	Laps at start	
18	4'19.840	15.352	26.498	23.231	23.215	333.3
19	1'29.267	18.315	25.425	22.661	22.866	334.3

Fastest Lap: Alex MARQUEZ BK8 Gresini Racina Mot SPA **1'29.020** 18.221 25.392 22.457 22.950

Lap	Lap Time	T1	T2	T3	T4	Speed
20	1'34.701	19.977	28.073	23.520	23.131	283.4
	unfinished	18.303				338.5

5th 21 **Franco MORBIDELLI** DUCATI ITA
Pertamina Enduro VR46 Racing Team

Runs=4 Total laps=25 Full laps=18 Valid laps=16

Run #	1	Front Tyre	Slick-Hard	Rear Tyre	Slick-Soft	
		New Tyre		New Tyre		
1	2'30.970	17.806	30.514	25.096	24.165	262.7
2	1'31.462	18.686	26.215	23.285	23.276	331.2
3	1'30.684	18.584	26.061	22.950	23.089	329.2
4	1'36.002	18.429	29.460	24.791	23.322	332.3
5	1'30.300 *	18.495	25.834	22.778	23.193 *	330.2
6	1'30.271	18.561	25.771	22.773	23.166	331.2
7	1'42.650	24.612	30.626	23.788	23.624	225.4
8	1'30.128	18.477	25.786	22.731	23.134	329.2
9	1'40.614	21.743	29.183	25.316	24.372	227.8
10	1'45.786 P	18.563	25.624	22.801	38.798	328.2
Run #	2	Front Tyre	Slick-Hard	Rear Tyre	Slick-Soft	
		10 Laps at start		10 Laps at start		
11	9'45.726	17.786	28.105	23.924	23.652	296.7
12	1'36.289	18.676	27.107	26.306	24.200	329.2
13	1'30.732	18.516	25.790	23.049	23.377	331.2
14	1'37.752	18.591	26.045	26.439	26.677	330.2
15	1'34.431	18.597	27.887	24.268	23.679	331.2
16	1'30.900	18.571	25.946	23.037	23.346	331.2
17	1'57.991 P	26.406	28.945	24.637	38.003	226.4
Run #	3	Front Tyre	Slick-Hard	Rear Tyre	Slick-Soft	
		New Tyre		New Tyre		
18	9'47.504	16.070	26.838	23.606	23.186	319.5
19	1'29.569	18.411	25.496	22.719	22.943	331.2
20	1'52.614 P	18.406	26.028	28.023	40.157	334.3
Run #	4	Front Tyre	Slick-Hard	Rear Tyre	Slick-Soft	
		3 Laps at start		New Tyre		
21	4'34.826	16.173	26.513	23.157	23.034	323.3
22	1'29.306	18.296	25.567	22.563	22.880	331.2
23	1'55.598	18.407	25.440	47.875	23.876	332.3
24	1'44.245 *	18.311 *	36.032 *	25.764	24.138	335.4
25	1'47.326	18.198	26.131	31.227	31.770	332.3

6th 36 **Joan MIR** HONDA SPA
Honda HRC Castrol

Runs=5 Total laps=23 Full laps=14 Valid laps=12

Run #	1	Front Tyre	Slick-Hard	Rear Tyre	Slick-Soft	
		New Tyre		New Tyre		
1	2'29.939	16.602	28.014	24.055	24.178	287.2
2	1'31.109	18.662	25.941	23.298	23.208	329.2
3	1'30.063	18.447	25.785	22.865	22.966	330.2
4	1'30.104	18.427	25.764	22.810	23.103	332.3
5	1'30.281 *	18.538	25.735	22.867	23.141 *	331.2
6	1'49.598 P	19.830	27.526	24.060	38.182	288.0
Run #	2	Front Tyre	Slick-Hard	Rear Tyre	Slick-Soft	
		6 Laps at start		6 Laps at start		
7	9'28.172	16.083	27.378	23.627	23.383	300.8
8	1'30.256	18.517	25.835	22.914	22.990	328.2
9	1'30.386	18.538	25.787	22.831	23.230	328.2

These data/results cannot be reproduced, stored and/or transmitted in whole or in part by any manner of electronic, mechanical, photocopying, recording, broadcasting or otherwise now known or herein after developed without the previous express consent by the copyright owner, except for reproduction in daily press and regular printed publications on sale to the public within 60 days of the event related to those data/results and always provided that copyright symbol appears together as follows below.

© DORNA, 2025

Official MotoGP Timing by TISSOT

www.motogp.com

Buriram, Friday, February 28, 2025

Page 2 of 8



Practice

MotoGP™

Lap	Lap Time	T1	T2	T3	T4	Speed
10	1'30.240	18.545	25.656	22.823	23.216	329.2
11	1'48.568 P	18.591	26.048	23.292	40.637	328.2
Run #	3	Front Tyre	Slick-Hard	Rear Tyre	Slick-Soft	
		11 Laps at start		11 Laps at start		
12	11'21.542	16.084	26.872	23.422	23.464	303.3
13	1'31.013	18.675	25.963	23.048	23.327	327.2
14	1'30.761	18.658	25.805	23.009	23.289	327.2
15	1'54.465 P	18.736	31.343	25.323	39.063	326.2
Run #	4	Front Tyre	Slick-Soft	Rear Tyre	Slick-Soft	
		New Tyre		New Tyre		
16	5'51.203	16.080	26.653	23.185	23.240	317.6
17	1'29.648	18.413	25.601	22.700	22.934	332.3
18	1'29.500	18.391	25.501	22.667	22.941	332.3
19	1'52.592 P	20.078	28.208	24.820	39.486	284.2
Run #	5	Front Tyre	Slick-Soft	Rear Tyre	Slick-Soft	
		New Tyre		New Tyre		
20	2'48.209	15.924	26.764	23.045	23.110	310.3
21	1'29.398	18.453	25.413	22.686	22.846	330.2
22	1'42.273 *	18.471	35.844 *	24.299	23.659	323.3
23	1'46.250	18.340	32.148	30.123	25.639	315.7

7th	25	Raul FERNANDEZ	APRILIA	SPA		
		Trackhouse MotoGP Team				
		Runs=5	Total laps=20	Full laps=11 Valid laps=8		
Run #	1	Front Tyre	Slick-Soft	Rear Tyre	Slick-Soft	
		New Tyre		New Tyre		
1	2'37.718	16.402	29.041	24.093	25.055	257.1
2	1'34.421	18.877	28.200	23.440	23.904	330.2
3	1'30.975	18.776	26.011	22.878	23.310	328.2
4	1'30.641	18.571	26.025	22.774	23.271	329.2
5	1'30.872 *	18.674	25.954	22.826	23.418 *	327.2
6	1'30.987	18.665	25.919	22.903	23.500	329.2
7	1'41.314	25.065	28.364	23.915	23.970	203.3
8	1'30.630	18.577	25.971	22.769	23.313	328.2
9	1'47.412 P	19.437	27.255	23.783	36.937	304.2
Run #	2	Front Tyre	Slick-Hard	Rear Tyre	Slick-Soft	
		New Tyre		9 Laps at start		
10	12'21.678	16.207	27.746	23.944	24.095	314.8
11	1'54.578 P	25.056	27.172	23.801	38.549	274.1
Run #	3	Front Tyre	Slick-Hard	Rear Tyre	Slick-Soft	
		2 Laps at start		11 Laps at start		
12	10'01.658	15.959	27.625	23.726	23.574	305.0
13	1'46.690 P	18.896	26.189	23.821	37.784	324.3
Run #	4	Front Tyre	Slick-Soft	Rear Tyre	Slick-Soft	
		New Tyre		New Tyre		
14	7'47.560	15.647	27.382	23.671	23.606	307.6
15	1'30.423 *	18.541	25.651	22.687	23.544 *	332.3
16	1'53.671 P	23.706	27.775	24.184	38.006	326.2
Run #	5	Front Tyre	Slick-Soft	Rear Tyre	Slick-Soft	
		3 Laps at start		New Tyre		
17	3'47.540	15.204	27.083	23.242	23.229	304.2
18	1'30.498	18.497	25.527	22.791	23.683	334.3
19	1'32.261 *	18.836	26.719 *	23.418	23.288	319.5
20	1'29.462	18.314	25.572	22.608	22.968	334.3

8th	20	Fabio QUARTARARO	YAMAHA	FRA		
		Monster Energy Yamaha MotoGP Team				
		Runs=4	Total laps=27	Full laps=20 Valid laps=18		
Run #	1	Front Tyre	Slick-Hard	Rear Tyre	Slick-Soft	
		5 Laps at start		5 Laps at start		
1	2'36.376	15.896	28.609	24.962	25.258	310.3
2	1'32.185	18.876	26.390	23.467	23.452	332.3
3	1'31.009	18.543	26.105	23.171	23.190	333.3
4	1'37.375	18.526	30.316	24.074	24.459	333.3
5	1'31.148 *	18.607	26.035	23.138	23.368 *	331.2
6	1'30.961	18.635	25.970	23.012	23.344	333.3
7	1'30.866	18.560	25.868	23.138	23.300	332.3
8	1'50.561 P	18.629	25.883	26.744	39.305	330.2
Run #	2	Front Tyre	Slick-Hard	Rear Tyre	Slick-Medium	
		13 Laps at start		New Tyre		
9	9'38.285	15.907	27.263	23.964	23.479	314.8
10	1'30.845	18.462	25.839	23.187	23.357	332.3
11	1'30.393	18.496	25.699	23.087	23.111	333.3
12	1'37.992	18.517	31.633	24.403	23.439	333.3
13	1'30.249	18.379	25.699	23.085	23.086	333.3
14	1'30.280	18.461	25.665	23.002	23.152	331.2
15	1'38.157	18.404	27.097	28.714	23.942	331.2
16	1'30.480	18.520	25.753	23.012	23.195	329.2
17	1'51.174 P	20.140	28.555	24.983	37.496	258.3
Run #	3	Front Tyre	Slick-Soft	Rear Tyre	Slick-Soft	
		New Tyre		New Tyre		
18	9'11.099	15.592	26.961	23.740	23.546	328.2
19	1'29.846	18.323	25.600	22.798	23.125	334.3
20	1'29.695	18.360	25.617	22.758	22.960	335.4
21	1'53.289 P	21.560	28.428	26.085	37.216	324.3
Run #	4	Front Tyre	Slick-Soft	Rear Tyre	Slick-Soft	
		4 Laps at start		New Tyre		
22	3'45.601	15.956	26.739	23.607	23.414	322.3
23	1'29.485	18.339	25.598	22.698	22.850	331.2
24	1'34.645	18.483	29.339	23.344	23.479	333.3
25	1'29.855	18.339	25.661	22.816	23.039	334.3
26	1'37.704 *	18.436	30.275 *	24.133	24.860	312.1
27	1'40.674	18.767	31.340	24.549	26.018	287.2
Run #	5	Front Tyre	Slick-Soft	Rear Tyre	Slick-Soft	
		5 Laps at start		New Tyre		
1	2'09.633	16.695	28.018	24.626	23.867	309.4
2	1'31.133	18.744	25.981	23.153	23.255	329.2
3	1'31.130	18.623	26.279	23.059	23.169	334.3
4	1'30.890 *	18.660 *	25.902	23.115	23.213	332.3
5	1'30.662 *	18.638	25.903	22.883	23.238 *	329.2
6	1'47.316 P	18.631	25.923	23.621	39.141	331.2
Run #	2	Front Tyre	Slick-Soft	Rear Tyre	Slick-Soft	
		11 Laps at start		6 Laps at start		
7	8'41.411	17.133	27.436	24.052	23.654	314.8
8	1'31.189	18.782	25.904	23.035	23.468	327.2
9	1'30.614	18.733	25.823	22.933	23.125	327.2

9th	79	Ai OGURA	APRILIA	JPN		
		Trackhouse MotoGP Team				
		Runs=5	Total laps=23	Full laps=14 Valid laps=11		
Run #	1	Front Tyre	Slick-Soft	Rear Tyre	Slick-Soft	
		5 Laps at start		New Tyre		
1	2'09.633	16.695	28.018	24.626	23.867	309.4
2	1'31.133	18.744	25.981	23.153	23.255	329.2
3	1'31.130	18.623	26.279	23.059	23.169	334.3
4	1'30.890 *	18.660 *	25.902	23.115	23.213	332.3
5	1'30.662 *	18.638	25.903	22.883	23.238 *	329.2
6	1'47.316 P	18.631	25.923	23.621	39.141	331.2
Run #	2	Front Tyre	Slick-Soft	Rear Tyre	Slick-Soft	
		11 Laps at start		6 Laps at start		
7	8'41.411	17.133	27.436	24.052	23.654	314.8
8	1'31.189	18.782	25.904	23.035	23.468	327.2
9	1'30.614	18.733	25.823	22.933	23.125	327.2

Fastest Lap:	Alex MARQUEZ	BK8 Gresini Racina Mot	SPA	1'29.020	18.221	25.392	22.457	22.950
---------------------	--------------	------------------------	-----	-----------------	--------	--------	--------	--------

These data/results cannot be reproduced, stored and/or transmitted in whole or in part by any manner of electronic, mechanical, photocopying, recording, broadcasting or otherwise now known or herein after developed without the previous express consent by the copyright owner, except for reproduction in daily press and regular printed publications on sale to the public within 60 days of the event related to those data/results and always provided that copyright symbol appears together as follows below.

© DORNA, 2025

Official MotoGP Timing by TISSOT
www.motogp.com



Practice

MotoGP™

Lap	Lap Time	T1	T2	T3	T4	Speed
10	1'31.451	18.641	26.149	23.217	23.444	327.2
11	1'31.113	18.678	25.835	23.161	23.439	328.2
12	1'55.055 P	19.901	30.740	24.122	40.292	314.8
Run #	3	Front Tyre	Slick-Hard	Rear Tyre	Slick-Soft	
		New Tyre		12 Laps at start		
13	10'20.506	19.355	27.256	24.112	23.813	314.8
14	1'31.608	18.874	26.025	23.264	23.445	326.2
15	1'31.252	18.769	25.953	23.221	23.309	328.2
16	1'46.836 P	18.761	25.893	23.274	38.908	329.2
Run #	4	Front Tyre	Slick-Soft	Rear Tyre	Slick-Soft	
		New Tyre		New Tyre		
17	7'27.854	18.218	26.654	23.472	23.572	313.0
18	1'29.716	18.473	25.391	22.784	23.068	335.4
19	1'29.844	18.531	25.514	22.802	22.997	333.3
20	1'43.770 P	18.581	26.119	23.285	35.785	331.2
Run #	5	Front Tyre	Slick-Soft	Rear Tyre	Slick-Soft	
		4 Laps at start		New Tyre		
21	3'05.821	16.237	30.964	23.517	23.123	324.3
22	1'29.597	18.396	25.379	22.728	23.094	335.4
23	1'33.966 *	18.350	28.655 *	23.309	23.652	335.4

10th	5	Johann ZARCO	HONDA	FRA		
		CASTROL Honda LCR				
		Runs=5	Total laps=25	Full laps=16 Valid laps=13		
Run #	1	Front Tyre	Slick-Hard	Rear Tyre	Slick-Medium	
		New Tyre		New Tyre		
1	2'10.483	16.391	28.523	24.436	23.645	272.7
2	1'30.484	18.515	25.991	22.932	23.046	331.2
3	1'33.329	18.464	27.968	23.593	23.304	332.3
4	1'30.441 *	18.611 *	25.823	22.919	23.088	329.2
5	1'30.372 *	18.559	25.882	22.818	23.113 *	327.2
6	1'54.348 P	20.520	30.400	24.781	38.647	194.9
Run #	2	Front Tyre	Slick-Hard	Rear Tyre	Slick-Medium	
		6 Laps at start		6 Laps at start		
7	7'52.834	17.623	28.819	24.220	23.842	260.8
8	1'30.869	18.708	25.885	23.137	23.139	325.3
9	1'31.288	18.548	26.298	23.123	23.319	325.3
10	1'30.549	18.602	25.902	22.826	23.219	324.3
11	1'30.876	18.650	25.965	22.935	23.326	323.3
12	1'57.581 P	21.539	30.151	26.219	39.672	214.7
Run #	3	Front Tyre	Slick-Soft	Rear Tyre	Slick-Soft	
		New Tyre		New Tyre		
13	8'07.696	17.396	29.512	23.765	23.322	208.4
14	1'29.624	18.513	25.541	22.708	22.862	326.2
15	1'35.203	18.584	25.776	26.107	24.736	325.3
16	1'30.433	18.588	25.801	22.972	23.072	325.3
17	1'53.192 P	20.274	29.088	25.278	38.552	228.8
Run #	4	Front Tyre	Slick-Soft	Rear Tyre	Slick-Soft	
		5 Laps at start		New Tyre		
18	5'49.909	17.272	27.810	24.682	23.968	278.3
19	1'29.610	18.404	25.737	22.616	22.853	329.2
20	1'29.608	18.448	25.696	22.584	22.880	332.3
21	1'51.649 P	19.729	28.372	25.416	38.132	295.8
Run #	5	Front Tyre	Slick-Soft	Rear Tyre	Slick-Soft	
		New Tyre		New Tyre		

Lap	Lap Time	T1	T2	T3	T4	Speed
22	5'00.292	15.055	26.332	23.474	24.077	317.6
23	1'32.870	18.495	26.479	24.301	23.595	330.2
24	1'33.757 *	18.363	28.116 *	23.964	23.314	333.3
25	1'29.642	18.385	25.608	22.801	22.848	330.2

11th	12	Maverick VIÑALES	KTM	SPA		
		Red Bull KTM Tech3				
		Runs=5	Total laps=28	Full laps=19 Valid laps=17		
Run #	1	Front Tyre	Slick-Hard	Rear Tyre	Slick-Medium	
		4 Laps at start		New Tyre		
1	2'24.003	16.137	28.080	24.323	23.783	308.5
2	1'31.952	18.831	26.362	23.377	23.382	331.2
3	1'31.135	18.667	26.048	23.157	23.263	332.3
4	1'32.359	18.548	26.695	23.612	23.504	332.3
5	1'31.607 *	18.640	26.113	23.056	23.798 *	331.2
6	1'31.107	18.625	26.055	23.046	23.381	333.3
7	1'36.272	18.693	25.955	27.455	24.169	333.3
8	1'30.805	18.648	25.918	22.938	23.301	331.2
9	1'34.782	18.665	26.078	25.800	24.239	328.2
10	1'37.042	18.791	26.965	25.950	25.336	328.2
11	1'34.297	18.850	26.456	24.079	24.912	329.2
12	1'58.130 P	18.777	35.787	25.229	38.337	330.2
Run #	2	Front Tyre	Slick-Soft	Rear Tyre	Slick-Medium	
		11 Laps at start		4 Laps at start		
13	6'13.967	15.864	26.973	23.579	23.441	319.5
14	1'31.958	18.567	25.995	23.023	24.373	333.3
15	1'30.938	18.737	25.971	22.961	23.269	333.3
16	1'45.236 P	18.536	25.812	22.968	37.920	331.2
Run #	3	Front Tyre	Slick-Hard	Rear Tyre	Slick-Soft	
		New Tyre		New Tyre		
17	5'21.227	16.122	27.063	23.889	23.893	322.3
18	1'30.715	18.562	25.813	23.099	23.241	331.2
19	1'32.613	18.598	26.449	24.335	23.231	332.3
20	1'46.131 P	18.511	25.807	23.857	37.956	333.3
Run #	4	Front Tyre	Slick-Hard	Rear Tyre	Slick-Soft	
		4 Laps at start		New Tyre		
21	5'51.462 *	15.857	26.611	23.328	23.496 *	325.3
22	1'30.411	18.430	25.750	23.066	23.165	335.4
23	1'32.619	18.366	27.277	23.704	23.272	337.5
24	1'46.633 P	18.441	25.791	25.186	37.215	336.4
Run #	5	Front Tyre	Slick-Soft	Rear Tyre	Slick-Soft	
		New Tyre		New Tyre		
25	4'51.084	16.079	26.650	23.572	23.681	309.4
26	1'29.730	18.345	25.535	22.745	23.105	336.4
27	1'30.444 *	18.252	26.114 *	23.093	22.985	337.5
28	1'29.681	18.320	25.564	22.744	23.053	335.4

12th	33	Brad BINDER	KTM	RSA		
		Red Bull KTM Factory Racing				
		Runs=4	Total laps=26	Full laps=19 Valid laps=16		
Run #	1	Front Tyre	Slick-Hard	Rear Tyre	Slick-Medium	
		New Tyre		New Tyre		
1	1'56.330	16.770	28.421	24.466	23.771	257.1
2	1'37.006	18.563	27.300	27.243	23.900	332.3
3	1'30.887	18.374	26.136	23.237	23.140	334.3
4	1'30.342 *	18.493 *	25.860	22.998	22.991	336.4

Fastest Lap: Alex MARQUEZ BK8 Gresini Racina Mot SPA **1'29.020** 18.221 25.392 22.457 22.950

These data/results cannot be reproduced, stored and/or transmitted in whole or in part by any manner of electronic, mechanical, photocopying, recording, broadcasting or otherwise now known or herein after developed without the previous express consent by the copyright owner, except for reproduction in daily press and regular printed publications on sale to the public within 60 days of the event related to those data/results and always provided that copyright symbol appears together as follows below.

© DORNA, 2025

Official MotoGP Timing by TISSOT

www.motogp.com

Buriram, Friday, February 28, 2025

Page 4 of 8



Practice

MotoGP™

Lap	Lap Time	T1	T2	T3	T4	Speed
5	1'30.593	18.469	25.887	23.132	23.105	336.4
6	1'30.251	18.386	25.627	23.070	23.168	338.5
7	1'30.679	18.589	25.934	22.900	23.256	335.4
8	1'48.729 P	18.513	26.795	24.938	38.483	335.4
Run #	2	Front Tyre	Slick-Hard	Rear Tyre	Slick-Medium	
		8 Laps at start		8 Laps at start		
9	8'27.604	21.081	27.000	23.601	23.484	295.8
10	1'32.138	18.542	26.096	23.273	24.227	334.3
11	1'31.242	18.591	26.039	23.165	23.447	335.4
12	1'31.066	18.479	25.920	23.131	23.536	334.3
13	1'31.621 *	18.586	26.161 *	23.200	23.674	336.4
14	1'31.094	18.695	25.935	23.127	23.337	334.3
15	1'31.455	18.749	25.981	23.203	23.522	333.3
16	1'31.426	18.654	25.987	23.353	23.432	334.3
17	1'32.891	18.867	26.701	23.647	23.676	331.2
18	1'49.986 P	18.700	26.170	23.451	41.665	333.3
Run #	3	Front Tyre	Slick-Hard	Rear Tyre	Slick-Soft	
		New Tyre		New Tyre		
19	9'20.713	18.571	27.652	24.110	23.836	300.0
20	1'29.804	18.483	25.549	22.872	22.900	334.3
21	1'29.695	18.399	25.515	22.775	23.006	335.4
22	1'51.868 P	18.618	30.462	23.761	39.027	330.2
Run #	4	Front Tyre	Slick-Hard	Rear Tyre	Slick-Soft	
		4 Laps at start		New Tyre		
23	7'02.271	17.679	27.047	27.122	24.339	313.9
24	1'33.199	18.324	28.117	23.396	23.362	338.5
25	1'30.349 *	18.236	25.608 *	23.164	23.341	337.5
26	1'29.783	18.366	25.614	22.754	23.049	336.4

13th 63 **Francesco BAGNAIA** DUCATI ITA
Ducati Lenovo Team

Runs=6 Total laps=23 Full laps=13 Valid laps=10

Run #	1	Front Tyre	Slick-Hard	Rear Tyre	Slick-Soft	
		New Tyre		New Tyre		
1	2'28.864	16.581	29.062	24.375	23.986	250.5
2	1'31.270	18.562	26.192	23.258	23.258	335.4
3	1'30.499	18.392	25.970	23.046	23.091	334.3
4	1'30.084	18.348	25.770	22.980	22.986	336.4
5	1'30.552 *	18.457	25.787	22.921	23.387 *	334.3
6	1'34.340	18.541	27.845	24.312	23.642	337.5
7	1'47.327 P	18.443	25.798	26.201	36.885	335.4
Run #	2	Front Tyre	Slick-Hard	Rear Tyre	Slick-Soft	
		7 Laps at start		7 Laps at start		
8	8'25.803 P	17.676	28.485	24.057	36.587	274.8
Run #	3	Front Tyre	Slick-Hard	Rear Tyre	Slick-Soft	
		8 Laps at start		8 Laps at start		
9	4'57.584	15.969	26.984	23.417	23.331	313.0
10	1'30.236	18.453	25.746	22.893	23.144	334.3
11	1'30.123	18.494	25.614	22.902	23.113	334.3
12	1'30.234	18.440	25.832	22.841	23.121	335.4
13	1'30.390	18.405	25.687	23.116	23.182	335.4
14	1'46.679 P	18.497	26.741	24.321	37.120	334.3
Run #	4	Front Tyre	Slick-Hard	Rear Tyre	Slick-Soft	
		14 Laps at start		14 Laps at start		
15	8'16.692	16.576	27.101	23.560	23.495	314.8

Lap	Lap Time	T1	T2	T3	T4	Speed
16	1'44.128 P	18.543	26.054	23.214	36.317	332.3
Run #	5	Front Tyre	Slick-Hard	Rear Tyre	Slick-Soft	
		New Tyre		New Tyre		
17	6'39.495	17.782	27.876	23.438	23.157	312.1
18	1'29.711	18.351	25.577	22.840	22.943	337.5
19	1'43.296 P	18.328	25.615	22.716	36.637	333.3
Run #	6	Front Tyre	Slick-Hard	Rear Tyre	Slick-Soft	
		3 Laps at start		New Tyre		
20	3'16.416	16.011	26.588	23.241	23.036	322.3
21	1'29.492 *	18.371	25.403	22.800	22.918 *	335.4
22	1'34.592 *	19.171	28.120 *	23.626	23.675	300.0
23	1'37.133	18.263	25.591	28.940	24.339	336.4

14th 43 **Jack MILLER** YAMAHA AUS
Prima Pramac Yamaha MotoGP

Runs=5 Total laps=21 Full laps=13 Valid laps=12

Run #	1	Front Tyre	Slick-Hard	Rear Tyre	Slick-Soft	
		New Tyre		New Tyre		
1	1'57.429	16.007	28.395	24.717	24.091	255.9
2	1'31.479	18.531	25.937	23.568	23.443	334.3
3	1'30.531	18.542	25.872	22.997	23.120	331.2
4	1'36.304	18.532	30.150	24.055	23.567	332.3
5	2'41.540 P	18.422	25.924	23.210	1'33.984	334.3
Run #	2	Front Tyre	Slick-Hard	Rear Tyre	Slick-Soft	
		5 Laps at start		5 Laps at start		
6	14'01.352	16.366	27.562	23.992	23.800	294.2
7	1'31.605	18.618	26.231	23.272	23.484	320.4
8	1'33.191	18.531	27.548	23.552	23.560	333.3
9	1'31.165	18.612	25.912	23.208	23.433	331.2
10	1'31.137	18.540	25.931	23.300	23.366	332.3
11	1'54.045 P	21.523	28.311	25.085	39.126	248.2
Run #	3	Front Tyre	Slick-Soft	Rear Tyre	Slick-Soft	
		6 Laps at start		11 Laps at start		
12	7'15.867 P	17.600	28.201	25.765	39.467	284.9
Run #	4	Front Tyre	Slick-Soft	Rear Tyre	Slick-Soft	
		New Tyre		New Tyre		
13	7'35.655	15.802	26.863	37.026	35.095	304.2
14	1'35.786	18.489	28.233	25.829	23.235	330.2
15	1'30.391	18.440	25.653	23.056	23.242	333.3
16	1'52.094 P	21.011	28.002	24.811	38.270	213.8
Run #	5	Front Tyre	Slick-Soft	Rear Tyre	Slick-Soft	
		4 Laps at start		New Tyre		
17	3'06.763	15.023	26.119	23.139	23.121	326.2
18	1'29.746	18.307	25.576	22.829	23.034	331.2
19	1'42.373	21.416	29.461	27.742	23.754	244.3
20	1'41.977 *	18.500	33.962 *	25.797	23.718	310.3
21	1'45.563	18.380	30.168	31.304	25.711	330.2

15th 49 **Fabio DI GIANNANTONIO** DUCATI ITA
Pertamina Enduro VR46 Racing Team

Runs=4 Total laps=21 Full laps=14 Valid laps=11

Run #	1	Front Tyre	Slick-Hard	Rear Tyre	Slick-Medium	
		New Tyre		New Tyre		
1	2'17.716	16.846	29.068	24.874	24.415	269.3
2	1'32.657	18.902	26.567	23.637	23.551	331.2

Fastest Lap: Alex MARQUEZ BK8 Gresini Racina Mot SPA **1'29.020** 18.221 25.392 22.457 22.950

These data/results cannot be reproduced, stored and/or transmitted in whole or in part by any manner of electronic, mechanical, photocopying, recording, broadcasting or otherwise now known or herein after developed without the previous express consent by the copyright owner, except for reproduction in daily press and regular printed publications on sale to the public within 60 days of the event related to those data/results and always provided that copyright symbol appears together as follows below.

© DORNA, 2025

Official MotoGP Timing by TISSOT

www.motogp.com

Buriram, Friday, February 28, 2025

Page 5 of 8

Practice

MotoGP™

Lap	Lap Time	T1	T2	T3	T4	Speed
3	1'31.194	18.706	26.083	23.144	23.261	333.3
4	1'31.147	18.642	26.091	23.092	23.322	334.3
5	1'31.226 *	18.636	26.093	23.027	23.470 *	332.3
6	1'31.281	18.725	26.059	23.075	23.422	334.3
7	1'30.952	18.625	25.953	23.086	23.288	334.3
8	1'53.754 P	20.218 *	28.016	25.049	40.471	277.6
Run #	2	Front Tyre	Slick-Hard	Rear Tyre	Slick-Soft	
			8 Laps at start		New Tyre	
9	12'57.459	16.692	27.768	24.647	24.205	284.9
10	1'31.369	18.692	26.126	23.226	23.325	334.3
11	1'30.681	18.674	25.821	23.028	23.158	334.3
12	1'30.524	18.604	25.813	22.877	23.230	332.3
13	1'57.373 P	21.409	30.107	25.333	40.524	262.1
Run #	3	Front Tyre	Slick-Soft	Rear Tyre	Slick-Soft	
			New Tyre		New Tyre	
14	12'52.866	16.369	27.222	24.024	23.598	303.3
15	1'32.778	18.627	27.175	23.637	23.339	333.3
16	1'30.066	18.502	25.663	22.788	23.113	335.4
17	1'49.618 P	19.310	27.433	24.472	38.403	309.4
Run #	4	Front Tyre	Slick-Soft	Rear Tyre	Slick-Soft	
			4 Laps at start		New Tyre	
18	5'42.695	20.255	27.255	23.310	23.287	279.0
19	1'35.865 *	18.499	25.599	22.799	28.968 *	337.5
20	1'37.800 *	18.481	29.011 *	26.382	23.926	337.5
21	1'29.753	18.361	25.645	22.743	23.004	337.5

16th **10** **Luca MARINI** HONDA ITA
Honda HRC Castrol
Runs=6 Total laps=26 Full laps=15 Valid laps=14

Run #	1	Front Tyre	Slick-Hard	Rear Tyre	Slick-Medium	
			New Tyre		New Tyre	
1	1'58.459	16.649	28.608	23.971	23.803	273.4
2	1'33.147	18.676	27.584	23.557	23.330	331.2
3	1'30.595	18.584	25.908	22.972	23.131	326.2
4	1'30.417	18.570	25.737	23.008	23.102	327.2
5	1'30.541	18.692	25.799	22.949	23.101	325.3
6	1'30.558	18.646	25.736	23.001	23.175	325.3
7	1'48.630 P	21.450	26.861	23.867	36.452	306.8
Run #	2	Front Tyre	Slick-Hard	Rear Tyre	Slick-Medium	
			7 Laps at start		7 Laps at start	
8	6'01.618	15.472	26.817	23.313	23.496	305.0
9	1'30.941	18.675	25.960	23.074	23.232	327.2
10	1'30.785	18.658	25.885	23.044	23.198	325.3
11	1'30.677	18.635	25.806	23.060	23.176	325.3
12	1'50.620 P	18.778	29.583	24.375	37.884	323.3
Run #	3	Front Tyre	Slick-Hard	Rear Tyre	Slick-Medium	
			12 Laps at start		12 Laps at start	
13	5'33.614	15.881	27.943	24.062	25.498	297.5
14	1'31.254	18.635	25.967	23.351	23.301	328.2
15	1'44.738 P	18.708	25.919	23.156	36.955	325.3
Run #	4	Front Tyre	Slick-Soft	Rear Tyre	Slick-Soft	
			New Tyre		New Tyre	
16	7'06.958	16.223	27.232	23.477	23.125	295.8
17	1'29.940	18.571	25.539	22.877	22.953	324.3
18	1'29.945	18.618	25.561	22.800	22.966	323.3

Lap	Lap Time	T1	T2	T3	T4	Speed
19	1'48.554 P	19.462	27.104	24.010	37.978	316.7
Run #	5	Front Tyre	Slick-Soft	Rear Tyre	Slick-Soft	
			New Tyre		New Tyre	
20	4'48.302	15.533	26.985	23.290	23.373	305.0
21	1'29.787	18.527	25.554	22.824	22.882	329.2
22	1'29.787	18.522	25.558	22.767	22.940	326.2
23	1'51.797 P	20.836	28.887	24.377	37.697	301.6
Run #	6	Front Tyre	Slick-Soft	Rear Tyre	Slick-Soft	
			4 Laps at start		New Tyre	
24	2'57.767	17.143	26.188	24.839	23.089	269.3
25	1'37.609	18.431	27.819	26.227	25.132	329.2
26	1'30.976 *	18.474	26.301 *	22.928	23.273	327.2

17th **42** **Alex RINS** YAMAHA SPA
Monster Energy Yamaha MotoGP Team
Runs=5 Total laps=24 Full laps=15 Valid laps=12

Run #	1	Front Tyre	Slick-Hard	Rear Tyre	Slick-Soft	
			New Tyre		New Tyre	
1	1'53.629	16.089	28.257	24.714	24.076	313.0
2	1'33.147	19.000	27.132	23.432	23.583	325.3
3	1'31.236	18.803	25.957	23.104	23.372	326.2
4	1'50.602	35.384	27.626	24.169	23.423	300.8
5	1'34.012 *	18.782	27.814	23.852	23.564 *	328.2
6	1'47.886 P	18.814	28.623	23.355	37.094	329.2
Run #	2	Front Tyre	Slick-Hard	Rear Tyre	Slick-Soft	
			6 Laps at start		6 Laps at start	
7	10'44.665	16.456	28.263	24.314	23.690	320.4
8	1'33.146	18.764	26.218	24.564	23.600	326.2
9	1'31.223	18.797	25.795	23.171	23.460	327.2
10	1'31.338	18.788	25.880	23.177	23.493	328.2
11	1'48.959 P	18.725	28.827	24.146	37.261	328.2
Run #	3	Front Tyre	Slick-Hard	Rear Tyre	Slick-Medium	
			11 Laps at start		New Tyre	
12	4'45.437	15.858	26.980	23.672	23.406	321.4
13	1'30.646	18.648	25.676	23.106	23.216	328.2
14	1'33.572	20.467	26.265	23.500	23.340	321.4
15	1'30.658	18.673	25.667	23.110	23.208	326.2
16	1'48.814 P	19.864	26.847	24.309	37.794	319.5
Run #	4	Front Tyre	Slick-Hard	Rear Tyre	Slick-Soft	
			New Tyre		New Tyre	
17	8'19.486	15.752	26.779	23.494	23.470	320.4
18	1'35.373	18.596	29.877	23.559	23.341	330.2
19	1'30.460	18.551	25.672	23.108	23.129	335.4
20	1'48.183 P	19.848	27.235	23.862	37.238	318.5
Run #	5	Front Tyre	Slick-Hard	Rear Tyre	Slick-Soft	
			4 Laps at start		New Tyre	
21	4'31.792	15.792	26.676	23.259	23.250	315.7
22	1'29.798 *	18.489	25.517	22.760	23.032 *	334.3
23	1'34.116 *	18.854 *	27.909	23.542	23.811	323.3
24	1'29.982	18.441	25.559	22.809	23.173	334.3

Fastest Lap: Alex MARQUEZ BK8 Gresini Racina Mot SPA **1'29.020** 18.221 25.392 22.457 22.950

These data/results cannot be reproduced, stored and/or transmitted in whole or in part by any manner of electronic, mechanical, photocopying, recording, broadcasting or otherwise now known or herein after developed without the previous express consent by the copyright owner, except for reproduction in daily press and regular printed publications on sale to the public within 60 days of the event related to those data/results and always provided that copyright symbol appears together as follows below.

© DORNA, 2025

Official MotoGP Timing by TISSOT

www.motogp.com

Buriram, Friday, February 28, 2025

Page 6 of 8



Practice

MotoGP™

Lap	Lap Time	T1	T2	T3	T4	Speed
18th	88	Miguel OLIVEIRA		YAMAHA		POR
		Prima Pramac Yamaha MotoGP				
		Runs=5	Total laps=24	Full laps=15	Valid laps=13	
Run #	1	Front Tyre	Slick-Hard	Rear Tyre	Slick-Soft	
		4 Laps at start		4 Laps at start		
1	1'57.187	17.561	28.864	25.299	24.131	285.7
2	1'35.422	18.740	28.155	24.897	23.630	334.3
3	1'33.982	18.816	26.327	24.611	24.228	332.3
4	1'31.304 *	18.677 *	26.179	23.151	23.297	332.3
5	1'31.525	18.566	26.118	23.318	23.523	333.3
6	1'49.852 P	19.775	28.049	24.508	37.520	281.2
Run #	2	Front Tyre	Slick-Hard	Rear Tyre	Slick-Soft	
		10 Laps at start		10 Laps at start		
7	9'41.433	17.262	27.512	24.193	23.911	295.0
8	1'31.820	18.702	26.374	23.263	23.481	328.2
9	1'34.304	18.638	27.535	24.331	23.800	331.2
10	1'31.710	18.788	26.147	23.217	23.558	330.2
11	1'34.947	20.038	27.168	23.648	24.093	316.7
12	1'46.990 P	18.699	26.575	24.220	37.496	331.2
Run #	3	Front Tyre	Slick-Hard	Rear Tyre	Slick-Medium	
		16 Laps at start		New Tyre		
13	4'56.916	17.309	27.127	24.538	23.840	311.2
14	1'31.072	18.711	25.917	23.215	23.229	329.2
15	1'31.144	18.734	25.901	23.020	23.489	329.2
16	1'50.876 P	20.598	29.007	24.349	36.922	299.1
Run #	4	Front Tyre	Slick-Hard	Rear Tyre	Slick-Soft	
		New Tyre		New Tyre		
17	9'21.036	16.616	27.325	23.820	23.888	314.8
18	1'30.991	18.510	26.127	23.065	23.289	333.3
19	1'38.863	18.483	32.469	24.251	23.660	335.4
20	1'43.977 P	18.499	25.745	23.055	36.678	334.3
Run #	5	Front Tyre	Slick-Hard	Rear Tyre	Slick-Soft	
		4 Laps at start		New Tyre		
21	3'34.652	18.108	26.527	23.518	23.523	306.8
22	1'30.263	18.501	25.823	22.863	23.076	332.3
23	1'29.985	18.447	25.661	22.809	23.068	332.3
24	1'40.973 *	22.612	28.595 *	24.611	25.155	274.8

19th	23	Enea BASTIANINI		KTM		ITA
		Red Bull KTM Tech3				
		Runs=4	Total laps=21	Full laps=14	Valid laps=12	
Run #	1	Front Tyre	Slick-Hard	Rear Tyre	Slick-Soft	
		New Tyre		New Tyre		
1	3'46.896	16.759	28.076	24.328	23.734	299.1
2	1'31.708	18.757	26.236	23.352	23.363	333.3
3	1'31.156	18.646	26.157	23.056	23.297	331.2
4	1'35.097 *	18.745	27.121	24.196	25.035 *	332.3
5	1'31.212	18.568	26.243	23.007	23.394	334.3
6	1'30.954	18.595	26.019	23.071	23.269	334.3
7	1'47.470 P	19.264	27.200	23.828	37.178	322.3
Run #	2	Front Tyre	Slick-Hard	Rear Tyre	Slick-Soft	
		7 Laps at start		7 Laps at start		
8	11'00.874	16.322	27.124	24.188	23.646	320.4
9	1'31.412	18.692	26.127	23.178	23.415	331.2
10	1'31.530	18.658	26.145	23.224	23.503	333.3

Lap	Lap Time	T1	T2	T3	T4	Speed
11	1'31.115	18.573	25.955	23.174	23.413	333.3
12	1'31.136	18.573	25.995	23.098	23.470	332.3
13	1'49.461 P	21.467	26.732	23.854	37.408	322.3
Run #	3	Front Tyre	Slick-Soft	Rear Tyre	Slick-Soft	
		New Tyre		New Tyre		
14	11'32.187	16.863	27.031	23.681	23.648	318.5
15	1'31.963	18.610	26.512	23.540	23.301	333.3
16	1'30.239	18.397	25.707	22.877	23.258	334.3
17	1'46.059 P	18.515	26.069	24.150	37.325	333.3
Run #	4	Front Tyre	Slick-Soft	Rear Tyre	Slick-Soft	
		4 Laps at start		New Tyre		
18	7'45.778	15.677	27.016	23.449	23.769	308.5
19	1'37.882	18.450	29.743	26.266	23.423	336.4
20	1'33.749 *	18.476	26.507 *	25.127	23.639	336.4
21	1'30.165	18.374	25.869	22.818	23.104	335.4

20th	54	Fermin ALDEGUER		DUCATI		SPA
		BK8 Gresini Racing MotoGP				
		Runs=4	Total laps=24	Full laps=17	Valid laps=16	
Run #	1	Front Tyre	Slick-Hard	Rear Tyre	Slick-Soft	
		New Tyre		New Tyre		
1	1'37.194	16.787	28.527	23.845	23.706	293.4
2	1'32.069	18.794	26.737	23.294	23.244	328.2
3	1'30.846	18.781	25.888	23.086	23.091	331.2
4	1'30.604	18.558	25.973	22.915	23.158	331.2
5	1'30.510	18.495	25.925	22.947	23.143	331.2
6	1'37.258	18.686	25.969	24.856	27.747	331.2
7	1'31.276	18.649	25.916	23.356	23.355	332.3
8	1'30.615	18.627	25.910	22.933	23.145	332.3
9	1'30.566	18.544	25.863	22.953	23.206	330.2
10	1'51.495 P	19.653	27.947	25.706	38.189	305.9
Run #	2	Front Tyre	Slick-Hard	Rear Tyre	Slick-Soft	
		10 Laps at start		10 Laps at start		
11	12'59.084	16.168	27.596	24.279	23.645	312.1
12	1'31.714	18.714	26.363	23.280	23.357	330.2
13	1'30.760	18.541	25.856	23.110	23.253	330.2
14	1'30.881	18.553	25.850	23.080	23.398	331.2
15	1'41.154	18.744	31.270	25.930	25.210	326.2
16	1'48.373 P	18.739	26.169	23.884	39.581	330.2
Run #	3	Front Tyre	Slick-Hard	Rear Tyre	Slick-Soft	
		New Tyre		New Tyre		
17	8'22.699	15.639	27.411	23.532	23.500	304.2
18	1'31.151	18.634	25.781	22.951	23.785	326.2
19	1'34.705	18.507	28.275	24.120	23.803	333.3
20	1'48.090 P	18.456	28.072	24.032	37.530	336.4
Run #	4	Front Tyre	Slick-Hard	Rear Tyre	Slick-Soft	
		4 Laps at start		New Tyre		
21	5'51.259	18.060	28.532	23.703	23.612	290.3
22	1'30.269	18.522	25.760	22.954	23.033	333.3
23	1'34.063	18.334	26.968	25.116	23.645	335.4
24	1'30.145 *	18.463	25.778 *	22.825	23.079	333.3

Fastest Lap: Alex MARQUEZ BK8 Gresini Racina Mot SPA **1'29.020** 18.221 25.392 22.457 22.950

These data/results cannot be reproduced, stored and/or transmitted in whole or in part by any manner of electronic, mechanical, photocopying, recording, broadcasting or otherwise now known or herein after developed without the previous express consent by the copyright owner, except for reproduction in daily press and regular printed publications on sale to the public within 60 days of the event related to those data/results and always provided that copyright symbol appears together as follows below.

© DORNA, 2025
 Official MotoGP Timing by TISSOT
 www.motogp.com



Practice

MotoGP™

Lap	Lap Time	T1	T2	T3	T4	Speed	Lap	Lap Time	T1	T2	T3	T4	Speed	
21st	35	Somkiat CHANTRA				HONDA	THA	12	1'41.811	19.053	26.503	25.987	30.268	321.4
		IDEMITSU Honda LCR						13	1'44.682	18.972	30.866	25.473	29.371	330.2
		Runs=5	Total laps=23	Full laps=14	Valid laps=12			14	1'39.050	19.051	27.949	25.567	26.483	325.3
Run #	1	Front Tyre	Slick-Hard	Rear Tyre	Slick-Medium			15	1'32.681	18.910	26.365	23.586	23.820	324.3
			New Tyre		New Tyre			16	1'32.846	19.017	26.457	23.574	23.798	326.2
1	1'54.013	16.210	28.713	26.828	24.024	305.9		17	1'41.306	19.027	27.917	27.162	27.200	325.3
2	1'39.614	18.675	27.808	29.365	23.766	317.6		18	1'49.768 P	18.994	27.470	25.929	37.375	327.2
3	1'30.968	18.388	26.070	23.166	23.344	332.3		Run #	3	Front Tyre	Slick-Hard	Rear Tyre	Slick-Soft	
4	1'31.781 *	18.477 *	26.722	23.185	23.397	333.3					New Tyre	New Tyre		
5	1'30.665	18.443	25.886	23.140	23.196	332.3		19	8'57.666	31.022	27.959	23.309	23.468	201.8
6	1'54.338 P	18.644	28.331	28.961	38.402	315.7		20	1'31.024	18.540	26.093	23.042	23.349	335.4
Run #	2	Front Tyre	Slick-Hard	Rear Tyre	Slick-Medium			21	1'58.168 P	24.493	27.903	27.989	37.783	237.8
			6 Laps at start		6 Laps at start			Run #	4	Front Tyre	Slick-Hard	Rear Tyre	Slick-Soft	
7	8'50.191	16.919	28.501	24.468	23.593	292.6					3 Laps at start	New Tyre		
8	1'31.363	18.756	26.091	23.176	23.340	325.3		22	4'52.582	15.133	27.074	23.691	23.318	318.5
9	1'31.111	18.652	26.104	23.062	23.293	325.3		23	1'32.831	18.544	26.954	23.708	23.625	334.3
10	1'31.136	18.695	25.933	23.033	23.475	331.2		24	1'48.422 *	18.606	29.476 *	29.597	30.743	334.3
11	1'31.001	18.564	25.927	23.198	23.312	326.2								
12	1'49.717 P	19.504	27.749	24.362	38.102	303.3								
Run #	3	Front Tyre	Slick-Hard	Rear Tyre	Slick-Soft									
			12 Laps at start		New Tyre									
13	7'10.925	16.880	27.774	24.647	24.300	305.9								
14	1'30.835	18.613	25.853	22.958	23.411	326.2								
15	1'49.231 P	18.641	25.836	27.562	37.192	325.3								
Run #	4	Front Tyre	Slick-Hard	Rear Tyre	Slick-Soft									
			New Tyre		New Tyre									
16	9'12.875	16.054	28.107	24.116	23.950	304.2								
17	1'30.286	18.427	25.917	22.899	23.043	331.2								
18	1'30.584	18.422	25.790	22.877	23.495	331.2								
19	1'50.445 P	19.845	28.507	24.048	38.045	316.7								
Run #	5	Front Tyre	Slick-Hard	Rear Tyre	Slick-Soft									
			4 Laps at start		New Tyre									
20	5'02.817	15.815	27.452	23.330	23.679	298.3								
21	1'30.685	18.534	25.819	23.084	23.248	330.2								
22	1'35.068 *	18.478	27.587 *	24.991	24.012	333.3								
23	1'31.366	18.472	25.955	23.213	23.726	328.2								
22nd	32	Lorenzo SAVADORI				APRILIA	ITA							
		Aprilia Racing												
		Runs=4	Total laps=24	Full laps=17	Valid laps=15									
Run #	1	Front Tyre	Slick-Hard	Rear Tyre	Slick-Soft									
			New Tyre		New Tyre									
1	2'18.261	15.801	34.428	25.023	24.605	263.4								
2	1'32.791	18.981	26.536	23.503	23.771	329.2								
3	1'42.488	18.879	31.763	26.975	24.871	329.2								
4	1'32.110	18.837	26.384	23.365	23.524	329.2								
5	1'42.959 *	18.910	30.932	26.857	26.260 *	326.2								
6	1'31.698	18.832	26.254	23.250	23.362	331.2								
7	1'32.425	18.815	26.136	23.638	23.836	329.2								
8	1'32.006	18.957	26.204	23.259	23.586	328.2								
9	1'32.435	18.958	26.391	23.330	23.756	323.3								
10	1'55.700 P	21.666	29.997	25.591	38.446	305.0								
Run #	2	Front Tyre	Slick-Hard	Rear Tyre	Slick-Soft									
			10 Laps at start		10 Laps at start									
11	10'46.290	16.598	27.910	25.103	27.410	296.7								
Fastest Lap:	Alex MARQUEZ	BK8 Gresini Racina Mot	SPA	1'29.020	18.221	25.392	22.457	22.950						

These data/results cannot be reproduced, stored and/or transmitted in whole or in part by any manner of electronic, mechanical, photocopying, recording, broadcasting or otherwise now known or herein after developed without the previous express consent by the copyright owner, except for reproduction in daily press and regular printed publications on sale to the public within 60 days of the event related to those data/results and always provided that copyright symbol appears together as follows below.

© DORNA, 2025

Official MotoGP Timing by  TISSOT

www.motogp.com

Buriram, Friday, February 28, 2025

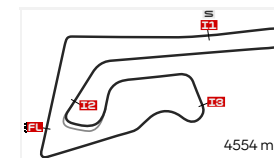
Page 8 of 8



BEST PARTIAL TIMES

PT GRAND PRIX OF THAILAND

PRACTICE



Chang International Circuit

IT Ideal Lap Time, sum of the best partial times

BT Best Lap Time

Pos	T1		T2		T3		T4		Pos	Rider	IT	BT	
	Rider	Time	Rider	Time	Rider	Time	Rider	Time					
1	A.MARQUEZ	18.196	M.MARQUEZ	25.352	A.MARQUEZ	22.457	P.ACOSTA	22.799	1	A.MARQUEZ	1'28.857	1'29.020	(1)
2	F.MORBIDELLI	18.198	A.OGURA	25.379	M.MARQUEZ	22.531	A.MARQUEZ	22.812	2	M.MARQUEZ	1'28.915	1'29.072	(2)
3	M.MARQUEZ	18.217	P.ACOSTA	25.386	F.MORBIDELLI	22.563	M.MARQUEZ	22.815	3	P.ACOSTA	1'29.079	1'29.262	(3)
4	B.BINDER	18.236	A.MARQUEZ	25.392	J.ZARCO	22.584	J.MIR	22.846	4	F.MORBIDELLI	1'29.081	1'29.306	(5)
5	M.VIÑALES	18.252	F.BAGNAIA	25.403	R.FERNANDEZ	22.608	J.ZARCO	22.848	5	M.BEZZECCHI	1'29.255	1'29.267	(4)
6	F.BAGNAIA	18.263	J.MIR	25.413	P.ACOSTA	22.611	F.QUARTARARO	22.850	6	J.MIR	1'29.266	1'29.398	(6)
7	P.ACOSTA	18.283	M.BEZZECCHI	25.425	M.BEZZECCHI	22.661	M.BEZZECCHI	22.866	7	F.BAGNAIA	1'29.325	1'29.711	(13)
8	M.BEZZECCHI	18.303	F.MORBIDELLI	25.440	J.MIR	22.667	F.MORBIDELLI	22.880	8	J.ZARCO	1'29.336	1'29.608	(10)
9	J.MILLER	18.307	B.BINDER	25.515	F.QUARTARARO	22.698	L.MARINI	22.882	9	B.BINDER	1'29.405	1'29.695	(12)
10	R.FERNANDEZ	18.314	A.RINS	25.517	F.BAGNAIA	22.716	B.BINDER	22.900	10	R.FERNANDEZ	1'29.417	1'29.462	(7)
11	F.QUARTARARO	18.323	R.FERNANDEZ	25.527	A.OGURA	22.728	F.BAGNAIA	22.943	11	A.OGURA	1'29.454	1'29.597	(9)
12	F.ALDEGUER	18.334	M.VIÑALES	25.535	F.DI GIANNANT	22.743	R.FERNANDEZ	22.968	12	F.QUARTARARO	1'29.469	1'29.485	(8)
13	J.MIR	18.340	L.MARINI	25.539	M.VIÑALES	22.744	M.VIÑALES	22.985	13	M.VIÑALES	1'29.516	1'29.681	(11)
14	A.OGURA	18.350	J.ZARCO	25.541	B.BINDER	22.754	A.OGURA	22.997	14	L.MARINI	1'29.619	1'29.787	(16)
15	F.DI GIANNANT	18.361	J.MILLER	25.576	A.RINS	22.760	F.DI GIANNANT	23.004	15	F.DI GIANNANTONI	1'29.707	1'29.753	(15)
16	J.ZARCO	18.363	F.QUARTARARO	25.598	L.MARINI	22.767	F.ALDEGUER	23.033	16	J.MILLER	1'29.746	1'29.746	(14)
17	E.BASTIANINI	18.374	F.DI GIANNANT	25.599	M.OLIVEIRA	22.809	J.MILLER	23.034	17	A.RINS	1'29.847	1'29.982	(17)
18	S.CHANTRA	18.388	M.OLIVEIRA	25.661	E.BASTIANINI	22.818	S.CHANTRA	23.043	18	F.ALDEGUER	1'29.952	1'30.269	(20)
19	L.MARINI	18.431	E.BASTIANINI	25.707	F.ALDEGUER	22.825	M.OLIVEIRA	23.068	19	M.OLIVEIRA	1'29.985	1'29.985	(18)
20	A.RINS	18.441	F.ALDEGUER	25.760	J.MILLER	22.829	E.BASTIANINI	23.104	20	E.BASTIANINI	1'30.003	1'30.165	(19)
21	M.OLIVEIRA	18.447	S.CHANTRA	25.790	S.CHANTRA	22.877	A.RINS	23.129	21	S.CHANTRA	1'30.098	1'30.286	(21)
22	L.SAVADORI	18.540	L.SAVADORI	26.093	L.SAVADORI	23.042	L.SAVADORI	23.318	22	L.SAVADORI	1'30.993	1'31.024	(22)

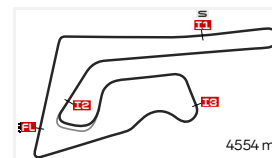
These data/results cannot be reproduced, stored and/or transmitted in whole or in part by any manner of electronic, mechanical, photocopying, recording, broadcasting or otherwise now known or herein after developed without the previous express consent by the copyright owner, except for reproduction in daily press and regular printed publications on sale to the public within 60 days of the event related to those data/results and always provided that copyright symbol appears together as follows below.

© DORNA, 2025

FASTEST LAPS SEQUENCE

PT GRAND PRIX OF THAILAND

PRACTICE



Chang International Circuit

Practice Time	#	Rider	Nation	Motorcycle	Time	Km/h	Rider's Lap
3'09.263	54	Fermin ALDEGUER	SPA	DUCATI	1'32.069	178.0	2
3'28.908	43	Jack MILLER	AUS	YAMAHA	1'31.479	179.2	2
3'40.332	73	Alex MARQUEZ	SPA	DUCATI	1'31.417	179.3	2
3'40.766	79	Ai OGURA	JPN	APRILIA	1'31.133	179.8	2
3'40.967	5	Johann ZARCO	FRA	HONDA	1'30.484	181.1	2
5'00.734	37	Pedro ACOSTA	SPA	KTM	1'30.372	181.4	3
5'10.641	73	Alex MARQUEZ	SPA	DUCATI	1'30.309	181.5	3
5'31.111	36	Joan MIR	SPA	HONDA	1'30.063	182.0	3
5'37.608	93	Marc MARQUEZ	SPA	DUCATI	1'30.044	182.0	3
11'01.266	37	Pedro ACOSTA	SPA	KTM	1'30.039	182.0	7
20'24.018	93	Marc MARQUEZ	SPA	DUCATI	1'29.850	182.4	9
35'40.774	5	Johann ZARCO	FRA	HONDA	1'29.624	182.9	14
47'10.789	37	Pedro ACOSTA	SPA	KTM	1'29.509	183.1	17
47'58.273	93	Marc MARQUEZ	SPA	DUCATI	1'29.374	183.4	20
49'27.470	93	Marc MARQUEZ	SPA	DUCATI	1'29.197	183.7	21
1:00'55.688	73	Alex MARQUEZ	SPA	DUCATI	1'29.020	184.1	23

These data/results cannot be reproduced, stored and/or transmitted in whole or in part by any manner of electronic, mechanical, photocopying, recording, broadcasting or otherwise now known or herein after developed without the previous express consent by the copyright owner, except for reproduction in daily press and regular printed publications on sale to the public within 60 days of the event related to those data/results and always provided that copyright symbol appears together as follows below.

© DORNA, 2025

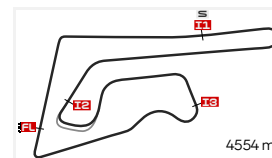
Official MotoGP Timing by www.motogp.com

Buriram, Friday, February 28, 2025

CLASSIFICATION

PT GRAND PRIX OF THAILAND

PRACTICE



Chang International Circuit

#	Rider	Nation	Team	Motorcycle	Time	Lap Total	Gap	T. Speed
1	73 Alex MARQUEZ	SPA	BK8 Gresini Racing MotoGP	DUCATI	1'29.020	23 23		337.5
2	93 Marc MARQUEZ	SPA	Ducati Lenovo Team	DUCATI	1'29.072	26 26	0.052 0.052	336.4
3	37 Pedro ACOSTA	SPA	Red Bull KTM Factory Racing	KTM	1'29.262	22 23	0.242 0.190	336.4
4	72 Marco BEZZECCHI	ITA	Aprilia Racing	APRILIA	1'29.267	19 20	0.247 0.005	338.5
5	21 Franco MORBIDELLI	ITA	Pertamina Enduro VR46 Racing Team	DUCATI	1'29.306	22 25	0.286 0.039	335.4
6	36 Joan MIR	SPA	Honda HRC Castrol	HONDA	1'29.398	21 23	0.378 0.092	332.3
7	25 Raul FERNANDEZ	SPA	Trackhouse MotoGP Team	APRILIA	1'29.462	20 20	0.442 0.064	334.3
8	20 Fabio QUARTARARO	FRA	Monster Energy Yamaha MotoGP Team	YAMAHA	1'29.485	23 27	0.465 0.023	335.4
9	79 Ai OGURA	JPN	Trackhouse MotoGP Team	APRILIA	1'29.597	22 23	0.577 0.112	335.4
10	5 Johann ZARCO	FRA	CASTROL Honda LCR	HONDA	1'29.608	20 25	0.588 0.011	333.3
11	12 Maverick VIÑALES	SPA	Red Bull KTM Tech3	KTM	1'29.681	28 28	0.661 0.073	337.5
12	33 Brad BINDER	RSA	Red Bull KTM Factory Racing	KTM	1'29.695	21 26	0.675 0.014	338.5
13	63 Francesco BAGNAIA	ITA	Ducati Lenovo Team	DUCATI	1'29.711	18 23	0.691 0.016	337.5
14	43 Jack MILLER	AUS	Prima Pramac Yamaha MotoGP	YAMAHA	1'29.746	18 21	0.726 0.035	334.3
15	49 Fabio DI GIANNANTONIO	ITA	Pertamina Enduro VR46 Racing Team	DUCATI	1'29.753	21 21	0.733 0.007	337.5
16	10 Luca MARINI	ITA	Honda HRC Castrol	HONDA	1'29.787	21 26	0.767 0.034	331.2
17	42 Alex RINS	SPA	Monster Energy Yamaha MotoGP Team	YAMAHA	1'29.982	24 24	0.962 0.195	335.4
18	88 Miguel OLIVEIRA	POR	Prima Pramac Yamaha MotoGP	YAMAHA	1'29.985	23 24	0.965 0.003	335.4
19	23 Enea BASTIANINI	ITA	Red Bull KTM Tech3	KTM	1'30.165	21 21	1.145 0.180	336.4
20	54 Fermin ALDEGUER	SPA	BK8 Gresini Racing MotoGP	DUCATI	1'30.269	22 24	1.249 0.104	336.4
21	35 Somkiat CHANTRA	THA	IDEMITSU Honda LCR	HONDA	1'30.286	17 23	1.266 0.017	333.3
22	32 Lorenzo SAVADORI	ITA	Aprilia Racing	APRILIA	1'31.024	20 24	2.004 0.738	335.4

Practice condition: Dry

Air: 36°

Humidity: 30%

Ground: 49°

Fastest Lap:	Lap: 23	Alex MARQUEZ	1'29.020	184.1 Km/h
Best Race Lap:	2023	Marco BEZZECCHI	1'30.896	180.3 Km/h
All-Time Lap Record:	2024	Francesco BAGNAIA	1'28.700	184.8 Km/h

The results are provisional until the end of the limit for protest and appeals.

Time limit for protest expires 60' after publication of the results - Time:

Thanavit THEARAKIT
16:23

These data/results cannot be reproduced, stored and/or transmitted in whole or in part by any manner of electronic, mechanical, photocopying, recording, broadcasting or otherwise now known or herein after developed without the previous express consent by the copyright owner, except for reproduction in daily press and regular printed publications on sale to the public within 60 days of the event related to those data/results and always provided that copyright symbol appears together as follows below.

© DORNA, 2025

Official MotoGP Timing by

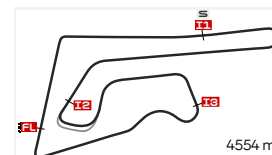
www.motogp.com

Buriram, Friday, February 28, 2025

TOP SPEED & AVERAGE

PT GRAND PRIX OF THAILAND

PRACTICE


 Chang International Circuit
4554 m.

#	Rider	Nation	Motorcycle	Top 5 speeds					Average	Top
33	Brad BINDER	RSA	KTM	338.5	338.5	337.5	336.4	336.4	337.2	338.5
72	Marco BEZZECCHI	ITA	APRILIA	338.5	337.5	335.4	334.3	334.3	335.7	338.5
12	Maverick VIÑALES	SPA	KTM	337.5	337.5	336.4	336.4	335.4	336.4	337.5
49	Fabio DI GIANNANTONIO	ITA	DUCATI	337.5	337.5	337.5	335.4	334.3	335.5	337.5
63	Francesco BAGNAIA	ITA	DUCATI	337.5	337.5	336.4	336.4	335.4	336.1	337.5
73	Alex MARQUEZ	SPA	DUCATI	337.5	336.4	335.4	334.3	334.3	335.6	337.5
23	Enea BASTIANINI	ITA	KTM	336.4	336.4	335.4	334.3	334.3	335.2	336.4
37	Pedro ACOSTA	SPA	KTM	336.4	335.4	335.4	335.4	335.4	335.6	336.4
54	Fermin ALDEGUER	SPA	DUCATI	336.4	335.4	333.3	333.3	333.3	334.3	336.4
93	Marc MARQUEZ	SPA	DUCATI	336.4	336.4	336.4	334.3	334.3	335.2	336.4
20	Fabio QUARTARARO	FRA	YAMAHA	335.4	334.3	334.3	333.3	333.3	333.7	335.4
21	Franco MORBIDELLI	ITA	DUCATI	335.4	334.3	332.3	332.3	332.3	333.3	335.4
32	Lorenzo SAVADORI	ITA	APRILIA	335.4	334.3	334.3	331.2	330.2	333.1	335.4
42	Alex RINS	SPA	YAMAHA	335.4	334.3	334.3	330.2	329.2	332.7	335.4
79	Ai OGURA	JPN	APRILIA	335.4	335.4	335.4	334.3	333.3	334.8	335.4
88	Miguel OLIVEIRA	POR	YAMAHA	335.4	334.3	334.3	333.3	333.3	334.1	335.4
25	Raul FERNANDEZ	SPA	APRILIA	334.3	334.3	332.3	330.2	329.2	331.6	334.3
43	Jack MILLER	AUS	YAMAHA	334.3	334.3	333.3	333.3	332.3	333.3	334.3
5	Johann ZARCO	FRA	HONDA	333.3	332.3	332.3	331.2	330.2	331.6	333.3
35	Somkiat CHANTRA	THA	HONDA	333.3	333.3	332.3	332.3	331.2	332.1	333.3
36	Joan MIR	SPA	HONDA	332.3	332.3	332.3	331.2	330.2	331.4	332.3
10	Luca MARINI	ITA	HONDA	331.2	329.2	329.2	328.2	327.2	328.5	331.2

These data/results cannot be reproduced, stored and/or transmitted in whole or in part by any manner of electronic, mechanical, photocopying, recording, broadcasting or otherwise now known or herein after developed without the previous express consent by the copyright owner, except for reproduction in daily press and regular printed publications on sale to the public within 60 days of the event related to those data/results and always provided that copyright symbol appears together as follows below.

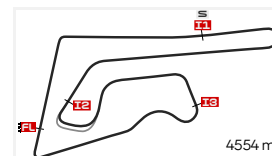
© DORNA, 2025

Official MotoGP Timing by www.motogp.com

Buriram, Friday, February 28, 2025

CHRONOLOGICAL ANALYSIS OF PERFORMANCES

PT GRAND PRIX OF THAILAND PRACTICE



Chang International Circuit

* Lap / Sector time cancelled

P Crossing the finish line in pit lane

** Tyre data subject to further updates

T1 Time from finish line to 1st intermediate

T2 Time from 1st intermed. to 2nd intermed.

T3 Time from 2nd intermed. to 3rd intermed.

T4 Time from 3rd intermediate to finish line

Lap	Lap Time	T1	T2	T3	T4	Speed	Lap	Lap Time	T1	T2	T3	T4	Speed		
1st	73	Alex MARQUEZ		DUCATI		SPA	3	1'30.044	18.547	25.612	22.848	23.037	333.3		
		BK8 Gresini Racing MotoGP					4	1'30.132	18.432	25.686	22.916	23.098	334.3		
		Runs=4	Total laps=23	Full laps=16	Valid laps=13		5	1'30.060 *	18.469	25.656	22.812	23.123 *	334.3		
Run #	1	Front Tyre	Slick-Soft	Rear Tyre	Slick-Soft		6	1'46.115	P	18.590	25.811	24.003	37.711	333.3	
		New Tyre		New Tyre											
1	2'08.915	18.310	29.862	24.858	24.065	228.3	Run #	2	Front Tyre	Slick-Hard	Rear Tyre	Slick-Soft			
2	1'31.417	18.695	26.102	23.271	23.349	329.2			New Tyre		6 Laps at start				
3	1'30.309	18.470	25.750	22.900	23.189	332.3	7	6'59.293	16.137	27.305	24.003	23.678	308.5		
4	1'30.266 *	18.481 *	25.762	22.862	23.161	332.3	8	1'30.960	18.548	26.191	23.102	23.119	332.3		
5	1'30.173	18.416	25.791	22.818	23.148	332.3	9	1'29.850	18.468	25.584	22.754	23.044	333.3		
6	1'30.326	18.431	25.880	22.728	23.287	333.3	10	1'29.966	18.477	25.709	22.760	23.020	334.3		
7	1'30.205	18.431	25.898	22.803	23.073	334.3	11	1'32.764	18.489	25.623	24.266	24.386	333.3		
8	1'30.404 *	18.457	25.731	22.799	23.417 *	332.3	12	1'30.093	18.432	25.608	22.865	23.188	334.3		
9	1'30.493	18.606	25.798	22.875	23.214	329.2	13	1'46.219 P	18.530	26.624	24.067	36.998	326.2		
10	1'48.854 P	20.001	26.778	24.137	37.938	308.5		Run #	3	Front Tyre	Slick-Hard	Rear Tyre	Slick-Medium		
Run #	2	Front Tyre	Slick-Soft	Rear Tyre	Slick-Soft				7 Laps at start		New Tyre				
		10 Laps at start		10 Laps at start			14	6'09.820	17.529	28.273	24.093	23.705	305.0		
11	11'51.966	18.278	31.009	24.270	24.093	216.0	15	1'31.159	18.619	25.982	23.250	23.308	331.2		
12	1'31.229	18.697	25.941	23.155	23.436	331.2	16	1'29.934	18.414	25.509	22.892	23.119	331.2		
13	1'30.633	18.509	25.900	22.977	23.247	331.2	17	1'29.988	18.466	25.540	22.918	23.064	333.3		
14	1'30.667	18.537	25.853	22.976	23.301	331.2	18	1'45.885 P	18.517	25.745	24.115	37.508	333.3		
15	1'50.717 P	18.618	25.944	27.574	38.581	331.2		Run #	4	Front Tyre	Slick-Soft	Rear Tyre	Slick-Soft		
Run #	3	Front Tyre	Slick-Soft	Rear Tyre	Slick-Soft				New Tyre		New Tyre				
		New Tyre		New Tyre			19	7'19.053	15.452	27.362	23.713	23.664	311.2		
16	12'15.177	15.509	27.085	23.955	24.357	284.9	20	1'29.374	18.384	25.355	22.718	22.917	333.3		
17	1'29.559	18.454	25.687	22.606	22.812	335.4	21	1'29.197	18.354	25.352	22.621	22.870	336.4		
18	1'29.400	18.196	25.494	22.618	23.092	337.5	22	1'48.276 P	19.195	27.484	24.040	37.557	330.2		
19	1'47.666 P	19.225	26.842	23.747	37.852	328.2		Run #	5	Front Tyre	Slick-Soft	Rear Tyre	Slick-Soft		
Run #	4	Front Tyre	Slick-Soft	Rear Tyre	Slick-Soft				4 Laps at start		New Tyre				
		4 Laps at start		New Tyre			23	5'22.237	15.946	26.679	23.558	23.416	318.5		
20	5'05.211	16.517	27.182	23.408	23.713	297.5	24	1'29.838	18.355	25.496	22.679	23.308	333.3		
21	1'29.331	18.356	25.520	22.577	22.878	334.3	25	1'28.891 *	18.217	25.305 *	22.554	22.815	336.4		
22	1'33.750 *	18.269	28.543 *	23.809	23.129	336.4	26	1'29.072	18.227	25.365	22.531	22.949	336.4		
23	1'29.020	18.221	25.392	22.457	22.950	333.3									

2nd 93 Marc MARQUEZ

Ducati Lenovo Team

DUCATI SPA

Runs=5 Total laps=26 Full laps=17 Valid laps=15

Run #	1	Front Tyre	Slick-Soft	Rear Tyre	Slick-Soft	
		New Tyre		New Tyre		
1	2'36.062	17.189	28.917	24.286	23.781	251.1
2	1'31.502	18.608	26.078	23.375	23.441	333.3

3rd 37 Pedro ACOSTA

Red Bull KTM Factory Racing

KTM SPA

Runs=4 Total laps=23 Full laps=16 Valid laps=15

Run #	1	Front Tyre	Slick-Soft	Rear Tyre	Slick-Medium	
		New Tyre		New Tyre		
1	1'58.156	16.148	28.185	24.200	23.805	268.6
2	1'32.206	18.595	27.085	23.284	23.242	336.4
3	1'30.372	18.552	25.861	22.926	23.033	334.3
4	1'30.059	18.417	25.695	22.900	23.047	334.3
5	1'30.349	18.554	25.951	22.883	22.961	331.2

Fastest Lap: Alex MARQUEZ BK8 Gresini Racina Mot SPA **1'29.020** 18.221 25.392 22.457 22.950

These data/results cannot be reproduced, stored and/or transmitted in whole or in part by any manner of electronic, mechanical, photocopying, recording, broadcasting or otherwise now known or herein after developed without the previous express consent by the copyright owner, except for reproduction in daily press and regular printed publications on sale to the public within 60 days of the event related to those data/results and always provided that copyright symbol appears together as follows below.

© DORNA, 2025

Official MotoGP Timing by

www.motogp.com

Buriram, Friday, February 28, 2025

Page 1 of 8

Practice

MotoGP™

Lap	Lap Time	T1	T2	T3	T4	Speed
6	1'30.085	18.458	25.841	22.832	22.954	333.3
7	1'30.039	18.531	25.707	22.785	23.016	333.3
8	1'49.776 P	20.811	29.360	23.867	35.738	294.2
Run #	2	Front Tyre	Slick-Soft	Rear Tyre	Slick-Medium	
		8 Laps at start		8 Laps at start		
9	12'20.483	15.499	27.155	24.501	23.616	315.7
10	1'30.957	18.767	25.717	23.310	23.163	332.3
11	1'30.438	18.611	25.720	22.896	23.211	334.3
12	1'30.232	18.518	25.757	22.892	23.065	334.3
13	1'30.377	18.535	25.690	23.053	23.099	335.4
14	1'30.525	18.505	25.787	22.892	23.341	333.3
15	1'48.598 P	19.994	27.238	24.125	37.241	291.1
Run #	3	Front Tyre	Slick-Hard	Rear Tyre	Slick-Soft	
		New Tyre		New Tyre		
16	11'08.628	16.965	27.561	24.252	23.263	300.8
17	1'29.509	18.377	25.495	22.698	22.939	335.4
18	1'29.498	18.426	25.471	22.729	22.872	335.4
19	1'29.531	18.367	25.470	22.737	22.957	335.4
20	1'46.965 P	19.118	26.642	23.894	37.311	328.2
Run #	4	Front Tyre	Slick-Soft	Rear Tyre	Slick-Soft	
		New Tyre		New Tyre		
21	5'20.344	15.496	26.951	23.476	23.115	326.2
22	1'29.262	18.393	25.386	22.617	22.866	335.4
23	1'29.205 *	18.283	25.512 *	22.611	22.799	333.3

4th	72	Marco BEZZECCHI	APRILIA	ITA		
		Aprilia Racing				
		Runs=4	Total laps=20	Full laps=13 Valid laps=13		
Run #	1	Front Tyre	missing data	Rear Tyre	missing data	
		**	Laps at start	**	Laps at start	
1	1'55.756	17.141	28.520	24.249	23.820	284.9
2	1'36.171	18.846	27.250	26.611	23.464	328.2
3	1'30.534	18.692	25.866	22.859	23.117	332.3
4	1'30.454	18.594	25.833	22.895	23.132	329.2
5	1'31.425	18.711	26.073	23.235	23.406	324.3
6	1'30.535	18.667	25.772	22.863	23.233	323.3
7	1'49.567 P	18.848	29.007	23.596	38.116	317.6
Run #	2	Front Tyre	missing data	Rear Tyre	missing data	
		**	Laps at start	**	Laps at start	
8	9'03.500	15.798	26.929	23.688	23.504	305.9
9	1'30.740	18.645	25.834	23.079	23.182	330.2
10	1'30.541	18.501	25.760	23.013	23.267	331.2
11	1'30.398	18.537	25.686	22.921	23.254	332.3
12	1'35.546	19.968	27.608	24.212	23.758	325.3
13	1'44.934 P	18.577	25.880	22.986	37.491	334.3
Run #	3	Front Tyre	missing data	Rear Tyre	missing data	
		**	Laps at start	**	Laps at start	
14	16'42.916	16.093	27.031	23.377	23.289	328.2
15	1'32.357	18.410	26.281	24.102	23.564	334.3
16	1'35.114	18.349	30.458	22.924	23.383	335.4
17	1'44.649 P	18.480	25.572	22.950	37.647	337.5
Run #	4	Front Tyre	missing data	Rear Tyre	missing data	
		**	Laps at start	**	Laps at start	
18	4'19.840	15.352	26.498	23.231	23.215	333.3
19	1'29.267	18.315	25.425	22.661	22.866	334.3

Lap	Lap Time	T1	T2	T3	T4	Speed
20	1'34.701	19.977	28.073	23.520	23.131	283.4
	unfinished	18.303				338.5
5th	21	Franco MORBIDELLI	DUCATI	ITA		
		Pertamina Enduro VR46 Racing Team				
		Runs=4	Total laps=25	Full laps=18 Valid laps=16		
Run #	1	Front Tyre	Slick-Hard	Rear Tyre	Slick-Soft	
		New Tyre		New Tyre		
1	2'30.970	17.806	30.514	25.096	24.165	262.7
2	1'31.462	18.686	26.215	23.285	23.276	331.2
3	1'30.684	18.584	26.061	22.950	23.089	329.2
4	1'36.002	18.429	29.460	24.791	23.322	332.3
5	1'30.300 *	18.495	25.834	22.778	23.193 *	330.2
6	1'30.271	18.561	25.771	22.773	23.166	331.2
7	1'42.650	24.612	30.626	23.788	23.624	225.4
8	1'30.128	18.477	25.786	22.731	23.134	329.2
9	1'40.614	21.743	29.183	25.316	24.372	227.8
10	1'45.786 P	18.563	25.624	22.801	38.798	328.2
Run #	2	Front Tyre	Slick-Hard	Rear Tyre	Slick-Soft	
		10 Laps at start		10 Laps at start		
11	9'45.726	17.786	28.105	23.924	23.652	296.7
12	1'36.289	18.676	27.107	26.306	24.200	329.2
13	1'30.732	18.516	25.790	23.049	23.377	331.2
14	1'37.752	18.591	26.045	26.439	26.677	330.2
15	1'34.431	18.597	27.887	24.268	23.679	331.2
16	1'30.900	18.571	25.946	23.037	23.346	331.2
17	1'57.991 P	26.406	28.945	24.637	38.003	226.4
Run #	3	Front Tyre	Slick-Hard	Rear Tyre	Slick-Soft	
		New Tyre		New Tyre		
18	9'47.504	16.070	26.838	23.606	23.186	319.5
19	1'29.569	18.411	25.496	22.719	22.943	331.2
20	1'52.614 P	18.406	26.028	28.023	40.157	334.3
Run #	4	Front Tyre	Slick-Hard	Rear Tyre	Slick-Soft	
		3 Laps at start		New Tyre		
21	4'34.826	16.173	26.513	23.157	23.034	323.3
22	1'29.306	18.296	25.567	22.563	22.880	331.2
23	1'55.598	18.407	25.440	47.875	23.876	332.3
24	1'44.245 *	18.311 *	36.032 *	25.764	24.138	335.4
25	1'47.326	18.198	26.131	31.227	31.770	332.3
6th	36	Joan MIR	HONDA	SPA		
		Honda HRC Castrol				
		Runs=5	Total laps=23	Full laps=14 Valid laps=12		
Run #	1	Front Tyre	Slick-Hard	Rear Tyre	Slick-Soft	
		New Tyre		New Tyre		
1	2'29.939	16.602	28.014	24.055	24.178	287.2
2	1'31.109	18.662	25.941	23.298	23.208	329.2
3	1'30.063	18.447	25.785	22.865	22.966	330.2
4	1'30.104	18.427	25.764	22.810	23.103	332.3
5	1'30.281 *	18.538	25.735	22.867	23.141 *	331.2
6	1'49.598 P	19.830	27.526	24.060	38.182	288.0
Run #	2	Front Tyre	Slick-Hard	Rear Tyre	Slick-Soft	
		6 Laps at start		6 Laps at start		
7	9'28.172	16.083	27.378	23.627	23.383	300.8
8	1'30.256	18.517	25.835	22.914	22.990	328.2
9	1'30.386	18.538	25.787	22.831	23.230	328.2

Fastest Lap: Alex MARQUEZ BK8 Gresini Racina Mot SPA **1'29.020** 18.221 25.392 22.457 22.950

These data/results cannot be reproduced, stored and/or transmitted in whole or in part by any manner of electronic, mechanical, photocopying, recording, broadcasting or otherwise now known or herein after developed without the previous express consent by the copyright owner, except for reproduction in daily press and regular printed publications on sale to the public within 60 days of the event related to those data/results and always provided that copyright symbol appears together as follows below.

© DORNA, 2025

Official MotoGP Timing by TISSOT

www.motogp.com

Buriram, Friday, February 28, 2025

Page 2 of 8



Practice

MotoGP™

Lap	Lap Time	T1	T2	T3	T4	Speed
10	1'30.240	18.545	25.656	22.823	23.216	329.2
11	1'48.568 P	18.591	26.048	23.292	40.637	328.2
Run #	3	Front Tyre	Slick-Hard	Rear Tyre	Slick-Soft	
		11 Laps at start		11 Laps at start		
12	11'21.542	16.084	26.872	23.422	23.464	303.3
13	1'31.013	18.675	25.963	23.048	23.327	327.2
14	1'30.761	18.658	25.805	23.009	23.289	327.2
15	1'54.465 P	18.736	31.343	25.323	39.063	326.2
Run #	4	Front Tyre	Slick-Soft	Rear Tyre	Slick-Soft	
		New Tyre		New Tyre		
16	5'51.203	16.080	26.653	23.185	23.240	317.6
17	1'29.648	18.413	25.601	22.700	22.934	332.3
18	1'29.500	18.391	25.501	22.667	22.941	332.3
19	1'52.592 P	20.078	28.208	24.820	39.486	284.2
Run #	5	Front Tyre	Slick-Soft	Rear Tyre	Slick-Soft	
		New Tyre		New Tyre		
20	2'48.209	15.924	26.764	23.045	23.110	310.3
21	1'29.398	18.453	25.413	22.686	22.846	330.2
22	1'42.273 *	18.471	35.844 *	24.299	23.659	323.3
23	1'46.250	18.340	32.148	30.123	25.639	315.7

Lap	Lap Time	T1	T2	T3	T4	Speed
8th	20	Fabio QUARTARARO		YAMAHA	FRA	
		Monster Energy Yamaha MotoGP Team				
		Runs=4	Total laps=27	Full laps=20	Valid laps=18	
Run #	1	Front Tyre	Slick-Hard	Rear Tyre	Slick-Soft	
		5 Laps at start			5 Laps at start	
1	2'36.376	15.896	28.609	24.962	25.258	310.3
2	1'32.185	18.876	26.390	23.467	23.452	332.3
3	1'31.009	18.543	26.105	23.171	23.190	333.3
4	1'37.375	18.526	30.316	24.074	24.459	333.3
5	1'31.148 *	18.607	26.035	23.138	23.368 *	331.2
6	1'30.961	18.635	25.970	23.012	23.344	333.3
7	1'30.866	18.560	25.868	23.138	23.300	332.3
8	1'50.561 P	18.629	25.883	26.744	39.305	330.2
Run #	2	Front Tyre	Slick-Hard	Rear Tyre	Slick-Medium	
		13 Laps at start			New Tyre	
9	9'38.285	15.907	27.263	23.964	23.479	314.8
10	1'30.845	18.462	25.839	23.187	23.357	332.3
11	1'30.393	18.496	25.699	23.087	23.111	333.3
12	1'37.992	18.517	31.633	24.403	23.439	333.3
13	1'30.249	18.379	25.699	23.085	23.086	333.3
14	1'30.280	18.461	25.665	23.002	23.152	331.2
15	1'38.157	18.404	27.097	28.714	23.942	331.2
16	1'30.480	18.520	25.753	23.012	23.195	329.2
17	1'51.174 P	20.140	28.555	24.983	37.496	258.3
Run #	3	Front Tyre	Slick-Soft	Rear Tyre	Slick-Soft	
		New Tyre		New Tyre		
18	9'11.099	15.592	26.961	23.740	23.546	328.2
19	1'29.846	18.323	25.600	22.798	23.125	334.3
20	1'29.695	18.360	25.617	22.758	22.960	335.4
21	1'53.289 P	21.560	28.428	26.085	37.216	324.3
Run #	4	Front Tyre	Slick-Soft	Rear Tyre	Slick-Soft	
		4 Laps at start		New Tyre		
22	3'45.601	15.956	26.739	23.607	23.414	322.3
23	1'29.485	18.339	25.598	22.698	22.850	331.2
24	1'34.645	18.483	29.339	23.344	23.479	333.3
25	1'29.855	18.339	25.661	22.816	23.039	334.3
26	1'37.704 *	18.436	30.275 *	24.133	24.860	312.1
27	1'40.674	18.767	31.340	24.549	26.018	287.2

Lap	Lap Time	T1	T2	T3	T4	Speed
7th	25	Raul FERNANDEZ		APRILIA	SPA	
		Trackhouse MotoGP Team				
		Runs=5	Total laps=20	Full laps=11	Valid laps=8	
Run #	1	Front Tyre	Slick-Soft	Rear Tyre	Slick-Soft	
		New Tyre		New Tyre		
1	2'37.718	16.402	29.041	24.093	25.055	257.1
2	1'34.421	18.877	28.200	23.440	23.904	330.2
3	1'30.975	18.776	26.011	22.878	23.310	328.2
4	1'30.641	18.571	26.025	22.774	23.271	329.2
5	1'30.872 *	18.674	25.954	22.826	23.418 *	327.2
6	1'30.987	18.665	25.919	22.903	23.500	329.2
7	1'41.314	25.065	28.364	23.915	23.970	203.3
8	1'30.630	18.577	25.971	22.769	23.313	328.2
9	1'47.412 P	19.437	27.255	23.783	36.937	304.2
Run #	2	Front Tyre	Slick-Hard	Rear Tyre	Slick-Soft	
		New Tyre		9 Laps at start		
10	12'21.678	16.207	27.746	23.944	24.095	314.8
11	1'54.578 P	25.056	27.172	23.801	38.549	274.1
Run #	3	Front Tyre	Slick-Hard	Rear Tyre	Slick-Soft	
		2 Laps at start		11 Laps at start		
12	10'01.658	15.959	27.625	23.726	23.574	305.0
13	1'46.690 P	18.896	26.189	23.821	37.784	324.3
Run #	4	Front Tyre	Slick-Soft	Rear Tyre	Slick-Soft	
		New Tyre		New Tyre		
14	7'47.560	15.647	27.382	23.671	23.606	307.6
15	1'30.423 *	18.541	25.651	22.687	23.544 *	332.3
16	1'53.671 P	23.706	27.775	24.184	38.006	326.2
Run #	5	Front Tyre	Slick-Soft	Rear Tyre	Slick-Soft	
		3 Laps at start		New Tyre		
17	3'47.540	15.204	27.083	23.242	23.229	304.2
18	1'30.498	18.497	25.527	22.791	23.683	334.3
19	1'32.261 *	18.836	26.719 *	23.418	23.288	319.5
20	1'29.462	18.314	25.572	22.608	22.968	334.3

Lap	Lap Time	T1	T2	T3	T4	Speed
9th	79	Ai OGURA		APRILIA	JPN	
		Trackhouse MotoGP Team				
		Runs=5	Total laps=23	Full laps=14	Valid laps=11	
Run #	1	Front Tyre	Slick-Soft	Rear Tyre	Slick-Soft	
		5 Laps at start			New Tyre	
1	2'09.633	16.695	28.018	24.626	23.867	309.4
2	1'31.133	18.744	25.981	23.153	23.255	329.2
3	1'31.130	18.623	26.279	23.059	23.169	334.3
4	1'30.890 *	18.660 *	25.902	23.115	23.213	332.3
5	1'30.662 *	18.638	25.903	22.883	23.238 *	329.2
6	1'47.316 P	18.631	25.923	23.621	39.141	331.2
Run #	2	Front Tyre	Slick-Soft	Rear Tyre	Slick-Soft	
		11 Laps at start			6 Laps at start	
7	8'41.411	17.133	27.436	24.052	23.654	314.8
8	1'31.189	18.782	25.904	23.035	23.468	327.2
9	1'30.614	18.733	25.823	22.933	23.125	327.2

Fastest Lap: Alex MARQUEZ BK8 Gresini Racina Mot SPA **1'29.020** 18.221 25.392 22.457 22.950

These data/results cannot be reproduced, stored and/or transmitted in whole or in part by any manner of electronic, mechanical, photocopying, recording, broadcasting or otherwise now known or herein after developed without the previous express consent by the copyright owner, except for reproduction in daily press and regular printed publications on sale to the public within 60 days of the event related to those data/results and always provided that copyright symbol appears together as follows below.

* DORNA, 2025
 Official MotoGP Timing by TISSOT
 www.motogp.com



Practice

MotoGP™

Lap	Lap Time	T1	T2	T3	T4	Speed
10	1'31.451	18.641	26.149	23.217	23.444	327.2
11	1'31.113	18.678	25.835	23.161	23.439	328.2
12	1'55.055 P	19.901	30.740	24.122	40.292	314.8
Run #	3	Front Tyre	Slick-Hard	Rear Tyre	Slick-Soft	
		New Tyre		12 Laps at start		
13	10'20.506	19.355	27.256	24.112	23.813	314.8
14	1'31.608	18.874	26.025	23.264	23.445	326.2
15	1'31.252	18.769	25.953	23.221	23.309	328.2
16	1'46.836 P	18.761	25.893	23.274	38.908	329.2
Run #	4	Front Tyre	Slick-Soft	Rear Tyre	Slick-Soft	
		New Tyre		New Tyre		
17	7'27.854	18.218	26.654	23.472	23.572	313.0
18	1'29.716	18.473	25.391	22.784	23.068	335.4
19	1'29.844	18.531	25.514	22.802	22.997	333.3
20	1'43.770 P	18.581	26.119	23.285	35.785	331.2
Run #	5	Front Tyre	Slick-Soft	Rear Tyre	Slick-Soft	
		4 Laps at start		New Tyre		
21	3'05.821	16.237	30.964	23.517	23.123	324.3
22	1'29.597	18.396	25.379	22.728	23.094	335.4
23	1'33.966 *	18.350	28.655 *	23.309	23.652	335.4

10th	5	Johann ZARCO	HONDA	FRA
		CASTROL Honda LCR		
		Runs=5	Total laps=25	Full laps=16 Valid laps=13
Run #	1	Front Tyre	Slick-Hard	Rear Tyre Slick-Medium
		New Tyre		New Tyre
1	2'10.483	16.391	28.523	24.436 23.645 272.7
2	1'30.484	18.515	25.991	22.932 23.046 331.2
3	1'33.329	18.464	27.968	23.593 23.304 332.3
4	1'30.441 *	18.611 *	25.823	22.919 23.088 329.2
5	1'30.372 *	18.559	25.882	22.818 23.113 * 327.2
6	1'54.348 P	20.520	30.400	24.781 38.647 194.9
Run #	2	Front Tyre	Slick-Hard	Rear Tyre Slick-Medium
		6 Laps at start		6 Laps at start
7	7'52.834	17.623	28.819	24.220 23.842 260.8
8	1'30.869	18.708	25.885	23.137 23.139 325.3
9	1'31.288	18.548	26.298	23.123 23.319 325.3
10	1'30.549	18.602	25.902	22.826 23.219 324.3
11	1'30.876	18.650	25.965	22.935 23.326 323.3
12	1'57.581 P	21.539	30.151	26.219 39.672 214.7
Run #	3	Front Tyre	Slick-Soft	Rear Tyre Slick-Soft
		New Tyre		New Tyre
13	8'07.696	17.396	29.512	23.765 23.322 208.4
14	1'29.624	18.513	25.541	22.708 22.862 326.2
15	1'35.203	18.584	25.776	26.107 24.736 325.3
16	1'30.433	18.588	25.801	22.972 23.072 325.3
17	1'53.192 P	20.274	29.088	25.278 38.552 228.8
Run #	4	Front Tyre	Slick-Soft	Rear Tyre Slick-Soft
		5 Laps at start		New Tyre
18	5'49.909	17.272	27.810	24.682 23.968 278.3
19	1'29.610	18.404	25.737	22.616 22.853 329.2
20	1'29.608	18.448	25.696	22.584 22.880 332.3
21	1'51.649 P	19.729	28.372	25.416 38.132 295.8
Run #	5	Front Tyre	Slick-Soft	Rear Tyre Slick-Soft
		New Tyre		New Tyre

Lap	Lap Time	T1	T2	T3	T4	Speed
22	5'00.292	15.055	26.332	23.474	24.077	317.6
23	1'32.870	18.495	26.479	24.301	23.595	330.2
24	1'33.757 *	18.363	28.116 *	23.964	23.314	333.3
25	1'29.642	18.385	25.608	22.801	22.848	330.2

11th	12	Maverick VIÑALES	KTM	SPA
		Red Bull KTM Tech3		
		Runs=5	Total laps=28	Full laps=19 Valid laps=17
Run #	1	Front Tyre	Slick-Hard	Rear Tyre Slick-Medium
		4 Laps at start		New Tyre
1	2'24.003	16.137	28.080	24.323 23.783 308.5
2	1'31.952	18.831	26.362	23.377 23.382 331.2
3	1'31.135	18.667	26.048	23.157 23.263 332.3
4	1'32.359	18.548	26.695	23.612 23.504 332.3
5	1'31.607 *	18.640	26.113	23.056 23.798 * 331.2
6	1'31.107	18.625	26.055	23.046 23.381 333.3
7	1'36.272	18.693	25.955	27.455 24.169 333.3
8	1'30.805	18.648	25.918	22.938 23.301 331.2
9	1'34.782	18.665	26.078	25.800 24.239 328.2
10	1'37.042	18.791	26.965	25.950 25.336 328.2
11	1'34.297	18.850	26.456	24.079 24.912 329.2
12	1'58.130 P	18.777	35.787	25.229 38.337 330.2
Run #	2	Front Tyre	Slick-Soft	Rear Tyre Slick-Medium
		11 Laps at start		4 Laps at start
13	6'13.967	15.864	26.973	23.579 23.441 319.5
14	1'31.958	18.567	25.995	23.023 24.373 333.3
15	1'30.938	18.737	25.971	22.961 23.269 333.3
16	1'45.236 P	18.536	25.812	22.968 37.920 331.2
Run #	3	Front Tyre	Slick-Hard	Rear Tyre Slick-Soft
		New Tyre		New Tyre
17	5'21.227	16.122	27.063	23.889 23.893 322.3
18	1'30.715	18.562	25.813	23.099 23.241 331.2
19	1'32.613	18.598	26.449	24.335 23.231 332.3
20	1'46.131 P	18.511	25.807	23.857 37.956 333.3
Run #	4	Front Tyre	Slick-Hard	Rear Tyre Slick-Soft
		4 Laps at start		New Tyre
21	5'51.462 *	15.857	26.611	23.328 23.496 * 325.3
22	1'30.411	18.430	25.750	23.066 23.165 335.4
23	1'32.619	18.366	27.277	23.704 23.272 337.5
24	1'46.633 P	18.441	25.791	25.186 37.215 336.4
Run #	5	Front Tyre	Slick-Soft	Rear Tyre Slick-Soft
		New Tyre		New Tyre
25	4'51.084	16.079	26.650	23.572 23.681 309.4
26	1'29.730	18.345	25.535	22.745 23.105 336.4
27	1'30.444 *	18.252	26.114 *	23.093 22.985 337.5
28	1'29.681	18.320	25.564	22.744 23.053 335.4

12th	33	Brad BINDER	KTM	RSA
		Red Bull KTM Factory Racing		
		Runs=4	Total laps=26	Full laps=19 Valid laps=16
Run #	1	Front Tyre	Slick-Hard	Rear Tyre Slick-Medium
		New Tyre		New Tyre
1	1'56.330	16.770	28.421	24.466 23.771 257.1
2	1'37.006	18.563	27.300	27.243 23.900 332.3
3	1'30.887	18.374	26.136	23.237 23.140 334.3
4	1'30.342 *	18.493 *	25.860	22.998 22.991 336.4

Fastest Lap: Alex MARQUEZ BK8 Gresini Racina Mot SPA **1'29.020** 18.221 25.392 22.457 22.950

These data/results cannot be reproduced, stored and/or transmitted in whole or in part by any manner of electronic, mechanical, photocopying, recording, broadcasting or otherwise now known or herein after developed without the previous express consent by the copyright owner, except for reproduction in daily press and regular printed publications on sale to the public within 60 days of the event related to those data/results and always provided that copyright symbol appears together as follows below.

© DORNA, 2025

Official MotoGP Timing by TISSOT

www.motogp.com

Buriram, Friday, February 28, 2025

Page 4 of 8



Practice

MotoGP™

Lap	Lap Time	T1	T2	T3	T4	Speed
5	1'30.593	18.469	25.887	23.132	23.105	336.4
6	1'30.251	18.386	25.627	23.070	23.168	338.5
7	1'30.679	18.589	25.934	22.900	23.256	335.4
8	1'48.729 P	18.513	26.795	24.938	38.483	335.4
Run #	2	Front Tyre	Slick-Hard	Rear Tyre	Slick-Medium	
		8 Laps at start		8 Laps at start		
9	8'27.604	21.081	27.000	23.601	23.484	295.8
10	1'32.138	18.542	26.096	23.273	24.227	334.3
11	1'31.242	18.591	26.039	23.165	23.447	335.4
12	1'31.066	18.479	25.920	23.131	23.536	334.3
13	1'31.621 *	18.586	26.161 *	23.200	23.674	336.4
14	1'31.094	18.695	25.935	23.127	23.337	334.3
15	1'31.455	18.749	25.981	23.203	23.522	333.3
16	1'31.426	18.654	25.987	23.353	23.432	334.3
17	1'32.891	18.867	26.701	23.647	23.676	331.2
18	1'49.986 P	18.700	26.170	23.451	41.665	333.3
Run #	3	Front Tyre	Slick-Hard	Rear Tyre	Slick-Soft	
		New Tyre		New Tyre		
19	9'20.713	18.571	27.652	24.110	23.836	300.0
20	1'29.804	18.483	25.549	22.872	22.900	334.3
21	1'29.695	18.399	25.515	22.775	23.006	335.4
22	1'51.868 P	18.618	30.462	23.761	39.027	330.2
Run #	4	Front Tyre	Slick-Hard	Rear Tyre	Slick-Soft	
		4 Laps at start		New Tyre		
23	7'02.271	17.679	27.047	27.122	24.339	313.9
24	1'33.199	18.324	28.117	23.396	23.362	338.5
25	1'30.349 *	18.236	25.608 *	23.164	23.341	337.5
26	1'29.783	18.366	25.614	22.754	23.049	336.4

13th 63 **Francesco BAGNAIA** DUCATI ITA
Ducati Lenovo Team

Runs=6 Total laps=23 Full laps=13 Valid laps=10

Run #	1	Front Tyre	Slick-Hard	Rear Tyre	Slick-Soft	
		New Tyre		New Tyre		
1	2'28.864	16.581	29.062	24.375	23.986	250.5
2	1'31.270	18.562	26.192	23.258	23.258	335.4
3	1'30.499	18.392	25.970	23.046	23.091	334.3
4	1'30.084	18.348	25.770	22.980	22.986	336.4
5	1'30.552 *	18.457	25.787	22.921	23.387 *	334.3
6	1'34.340	18.541	27.845	24.312	23.642	337.5
7	1'47.327 P	18.443	25.798	26.201	36.885	335.4
Run #	2	Front Tyre	Slick-Hard	Rear Tyre	Slick-Soft	
		7 Laps at start		7 Laps at start		
8	8'25.803 P	17.676	28.485	24.057	36.587	274.8
Run #	3	Front Tyre	Slick-Hard	Rear Tyre	Slick-Soft	
		8 Laps at start		8 Laps at start		
9	4'57.584	15.969	26.984	23.417	23.331	313.0
10	1'30.236	18.453	25.746	22.893	23.144	334.3
11	1'30.123	18.494	25.614	22.902	23.113	334.3
12	1'30.234	18.440	25.832	22.841	23.121	335.4
13	1'30.390	18.405	25.687	23.116	23.182	335.4
14	1'46.679 P	18.497	26.741	24.321	37.120	334.3
Run #	4	Front Tyre	Slick-Hard	Rear Tyre	Slick-Soft	
		14 Laps at start		14 Laps at start		
15	8'16.692	16.576	27.101	23.560	23.495	314.8

Lap	Lap Time	T1	T2	T3	T4	Speed
16	1'44.128 P	18.543	26.054	23.214	36.317	332.3
Run #	5	Front Tyre	Slick-Hard	Rear Tyre	Slick-Soft	
		New Tyre		New Tyre		
17	6'39.495	17.782	27.876	23.438	23.157	312.1
18	1'29.711	18.351	25.577	22.840	22.943	337.5
19	1'43.296 P	18.328	25.615	22.716	36.637	333.3
Run #	6	Front Tyre	Slick-Hard	Rear Tyre	Slick-Soft	
		3 Laps at start		New Tyre		
20	3'16.416	16.011	26.588	23.241	23.036	322.3
21	1'29.492 *	18.371	25.403	22.800	22.918 *	335.4
22	1'34.592 *	19.171	28.120 *	23.626	23.675	300.0
23	1'37.133	18.263	25.591	28.940	24.339	336.4

14th 43 **Jack MILLER** YAMAHA AUS
Prima Pramac Yamaha MotoGP

Runs=5 Total laps=21 Full laps=13 Valid laps=12

Run #	1	Front Tyre	Slick-Hard	Rear Tyre	Slick-Soft	
		New Tyre		New Tyre		
1	1'57.429	16.007	28.395	24.717	24.091	255.9
2	1'31.479	18.531	25.937	23.568	23.443	334.3
3	1'30.531	18.542	25.872	22.997	23.120	331.2
4	1'36.304	18.532	30.150	24.055	23.567	332.3
5	2'41.540 P	18.422	25.924	23.210	1'33.984	334.3
Run #	2	Front Tyre	Slick-Hard	Rear Tyre	Slick-Soft	
		5 Laps at start		5 Laps at start		
6	14'01.352	16.366	27.562	23.992	23.800	294.2
7	1'31.605	18.618	26.231	23.272	23.484	320.4
8	1'33.191	18.531	27.548	23.552	23.560	333.3
9	1'31.165	18.612	25.912	23.208	23.433	331.2
10	1'31.137	18.540	25.931	23.300	23.366	332.3
11	1'54.045 P	21.523	28.311	25.085	39.126	248.2
Run #	3	Front Tyre	Slick-Soft	Rear Tyre	Slick-Soft	
		6 Laps at start		11 Laps at start		
12	7'15.867 P	17.600	28.201	25.765	39.467	284.9
Run #	4	Front Tyre	Slick-Soft	Rear Tyre	Slick-Soft	
		New Tyre		New Tyre		
13	7'35.655	15.802	26.863	37.026	35.095	304.2
14	1'35.786	18.489	28.233	25.829	23.235	330.2
15	1'30.391	18.440	25.653	23.056	23.242	333.3
16	1'52.094 P	21.011	28.002	24.811	38.270	213.8
Run #	5	Front Tyre	Slick-Soft	Rear Tyre	Slick-Soft	
		4 Laps at start		New Tyre		
17	3'06.763	15.023	26.119	23.139	23.121	326.2
18	1'29.746	18.307	25.576	22.829	23.034	331.2
19	1'42.373	21.416	29.461	27.742	23.754	244.3
20	1'41.977 *	18.500	33.962 *	25.797	23.718	310.3
21	1'45.563	18.380	30.168	31.304	25.711	330.2

15th 49 **Fabio DI GIANNANTONIO** DUCATI ITA
Pertamina Enduro VR46 Racing Team

Runs=4 Total laps=21 Full laps=14 Valid laps=11

Run #	1	Front Tyre	Slick-Hard	Rear Tyre	Slick-Medium	
		New Tyre		New Tyre		
1	2'17.716	16.846	29.068	24.874	24.415	269.3
2	1'32.657	18.902	26.567	23.637	23.551	331.2

Fastest Lap: Alex MARQUEZ BK8 Gresini Racina Mot SPA **1'29.020** 18.221 25.392 22.457 22.950

These data/results cannot be reproduced, stored and/or transmitted in whole or in part by any manner of electronic, mechanical, photocopying, recording, broadcasting or otherwise now known or herein after developed without the previous express consent by the copyright owner, except for reproduction in daily press and regular printed publications on sale to the public within 60 days of the event related to those data/results and always provided that copyright symbol appears together as follows below.

© DORNA, 2025

Official MotoGP Timing by TISSOT

www.motogp.com

Buriram, Friday, February 28, 2025

Page 5 of 8

Practice

MotoGP™

Lap	Lap Time	T1	T2	T3	T4	Speed
3	1'31.194	18.706	26.083	23.144	23.261	333.3
4	1'31.147	18.642	26.091	23.092	23.322	334.3
5	1'31.226 *	18.636	26.093	23.027	23.470 *	332.3
6	1'31.281	18.725	26.059	23.075	23.422	334.3
7	1'30.952	18.625	25.953	23.086	23.288	334.3
8	1'53.754 P	20.218 *	28.016	25.049	40.471	277.6
Run #	2	Front Tyre	Slick-Hard	Rear Tyre	Slick-Soft	
			8 Laps at start		New Tyre	
9	12'57.459	16.692	27.768	24.647	24.205	284.9
10	1'31.369	18.692	26.126	23.226	23.325	334.3
11	1'30.681	18.674	25.821	23.028	23.158	334.3
12	1'30.524	18.604	25.813	22.877	23.230	332.3
13	1'57.373 P	21.409	30.107	25.333	40.524	262.1
Run #	3	Front Tyre	Slick-Soft	Rear Tyre	Slick-Soft	
			New Tyre		New Tyre	
14	12'52.866	16.369	27.222	24.024	23.598	303.3
15	1'32.778	18.627	27.175	23.637	23.339	333.3
16	1'30.066	18.502	25.663	22.788	23.113	335.4
17	1'49.618 P	19.310	27.433	24.472	38.403	309.4
Run #	4	Front Tyre	Slick-Soft	Rear Tyre	Slick-Soft	
			4 Laps at start		New Tyre	
18	5'42.695	20.255	27.255	23.310	23.287	279.0
19	1'35.865 *	18.499	25.599	22.799	28.968 *	337.5
20	1'37.800 *	18.481	29.011 *	26.382	23.926	337.5
21	1'29.753	18.361	25.645	22.743	23.004	337.5

16th **10** **Luca MARINI** HONDA ITA
Honda HRC Castrol
Runs=6 Total laps=26 Full laps=15 Valid laps=14

Run #	1	Front Tyre	Slick-Hard	Rear Tyre	Slick-Medium	
			New Tyre		New Tyre	
1	1'58.459	16.649	28.608	23.971	23.803	273.4
2	1'33.147	18.676	27.584	23.557	23.330	331.2
3	1'30.595	18.584	25.908	22.972	23.131	326.2
4	1'30.417	18.570	25.737	23.008	23.102	327.2
5	1'30.541	18.692	25.799	22.949	23.101	325.3
6	1'30.558	18.646	25.736	23.001	23.175	325.3
7	1'48.630 P	21.450	26.861	23.867	36.452	306.8
Run #	2	Front Tyre	Slick-Hard	Rear Tyre	Slick-Medium	
			7 Laps at start		7 Laps at start	
8	6'01.618	15.472	26.817	23.313	23.496	305.0
9	1'30.941	18.675	25.960	23.074	23.232	327.2
10	1'30.785	18.658	25.885	23.044	23.198	325.3
11	1'30.677	18.635	25.806	23.060	23.176	325.3
12	1'50.620 P	18.778	29.583	24.375	37.884	323.3
Run #	3	Front Tyre	Slick-Hard	Rear Tyre	Slick-Medium	
			12 Laps at start		12 Laps at start	
13	5'33.614	15.881	27.943	24.062	25.498	297.5
14	1'31.254	18.635	25.967	23.351	23.301	328.2
15	1'44.738 P	18.708	25.919	23.156	36.955	325.3
Run #	4	Front Tyre	Slick-Soft	Rear Tyre	Slick-Soft	
			New Tyre		New Tyre	
16	7'06.958	16.223	27.232	23.477	23.125	295.8
17	1'29.940	18.571	25.539	22.877	22.953	324.3
18	1'29.945	18.618	25.561	22.800	22.966	323.3

Lap	Lap Time	T1	T2	T3	T4	Speed
19	1'48.554 P	19.462	27.104	24.010	37.978	316.7
Run #	5	Front Tyre	Slick-Soft	Rear Tyre	Slick-Soft	
			New Tyre		New Tyre	
20	4'48.302	15.533	26.985	23.290	23.373	305.0
21	1'29.787	18.527	25.554	22.824	22.882	329.2
22	1'29.787	18.522	25.558	22.767	22.940	326.2
23	1'51.797 P	20.836	28.887	24.377	37.697	301.6
Run #	6	Front Tyre	Slick-Soft	Rear Tyre	Slick-Soft	
			4 Laps at start		New Tyre	
24	2'57.767	17.143	26.188	24.839	23.089	269.3
25	1'37.609	18.431	27.819	26.227	25.132	329.2
26	1'30.976 *	18.474	26.301 *	22.928	23.273	327.2

17th **42** **Alex RINS** YAMAHA SPA
Monster Energy Yamaha MotoGP Team
Runs=5 Total laps=24 Full laps=15 Valid laps=12

Run #	1	Front Tyre	Slick-Hard	Rear Tyre	Slick-Soft	
			New Tyre		New Tyre	
1	1'53.629	16.089	28.257	24.714	24.076	313.0
2	1'33.147	19.000	27.132	23.432	23.583	325.3
3	1'31.236	18.803	25.957	23.104	23.372	326.2
4	1'50.602	35.384	27.626	24.169	23.423	300.8
5	1'34.012 *	18.782	27.814	23.852	23.564 *	328.2
6	1'47.886 P	18.814	28.623	23.355	37.094	329.2
Run #	2	Front Tyre	Slick-Hard	Rear Tyre	Slick-Soft	
			6 Laps at start		6 Laps at start	
7	10'44.665	16.456	28.263	24.314	23.690	320.4
8	1'33.146	18.764	26.218	24.564	23.600	326.2
9	1'31.223	18.797	25.795	23.171	23.460	327.2
10	1'31.338	18.788	25.880	23.177	23.493	328.2
11	1'48.959 P	18.725	28.827	24.146	37.261	328.2
Run #	3	Front Tyre	Slick-Hard	Rear Tyre	Slick-Medium	
			11 Laps at start		New Tyre	
12	4'45.437	15.858	26.980	23.672	23.406	321.4
13	1'30.646	18.648	25.676	23.106	23.216	328.2
14	1'33.572	20.467	26.265	23.500	23.340	321.4
15	1'30.658	18.673	25.667	23.110	23.208	326.2
16	1'48.814 P	19.864	26.847	24.309	37.794	319.5
Run #	4	Front Tyre	Slick-Hard	Rear Tyre	Slick-Soft	
			New Tyre		New Tyre	
17	8'19.486	15.752	26.779	23.494	23.470	320.4
18	1'35.373	18.596	29.877	23.559	23.341	330.2
19	1'30.460	18.551	25.672	23.108	23.129	335.4
20	1'48.183 P	19.848	27.235	23.862	37.238	318.5
Run #	5	Front Tyre	Slick-Hard	Rear Tyre	Slick-Soft	
			4 Laps at start		New Tyre	
21	4'31.792	15.792	26.676	23.259	23.250	315.7
22	1'29.798 *	18.489	25.517	22.760	23.032 *	334.3
23	1'34.116 *	18.854 *	27.909	23.542	23.811	323.3
24	1'29.982	18.441	25.559	22.809	23.173	334.3

Fastest Lap: Alex MARQUEZ BK8 Gresini Racina Mot SPA **1'29.020** 18.221 25.392 22.457 22.950

These data/results cannot be reproduced, stored and/or transmitted in whole or in part by any manner of electronic, mechanical, photocopying, recording, broadcasting or otherwise now known or herein after developed without the previous express consent by the copyright owner, except for reproduction in daily press and regular printed publications on sale to the public within 60 days of the event related to those data/results and always provided that copyright symbol appears together as follows below.
* DORNA, 2025

Practice

MotoGP™

Lap	Lap Time	T1	T2	T3	T4	Speed
18th	88	Miguel OLIVEIRA		YAMAHA		POR
		Prima Pramac Yamaha MotoGP				
		Runs=5	Total laps=24	Full laps=15	Valid laps=13	
Run #	1	Front Tyre	Slick-Hard	Rear Tyre	Slick-Soft	
		4 Laps at start		4 Laps at start		
1	1'57.187	17.561	28.864	25.299	24.131	285.7
2	1'35.422	18.740	28.155	24.897	23.630	334.3
3	1'33.982	18.816	26.327	24.611	24.228	332.3
4	1'31.304 *	18.677 *	26.179	23.151	23.297	332.3
5	1'31.525	18.566	26.118	23.318	23.523	333.3
6	1'49.852 P	19.775	28.049	24.508	37.520	281.2
Run #	2	Front Tyre	Slick-Hard	Rear Tyre	Slick-Soft	
		10 Laps at start		10 Laps at start		
7	9'41.433	17.262	27.512	24.193	23.911	295.0
8	1'31.820	18.702	26.374	23.263	23.481	328.2
9	1'34.304	18.638	27.535	24.331	23.800	331.2
10	1'31.710	18.788	26.147	23.217	23.558	330.2
11	1'34.947	20.038	27.168	23.648	24.093	316.7
12	1'46.990 P	18.699	26.575	24.220	37.496	331.2
Run #	3	Front Tyre	Slick-Hard	Rear Tyre	Slick-Medium	
		16 Laps at start		New Tyre		
13	4'56.916	17.309	27.127	24.538	23.840	311.2
14	1'31.072	18.711	25.917	23.215	23.229	329.2
15	1'31.144	18.734	25.901	23.020	23.489	329.2
16	1'50.876 P	20.598	29.007	24.349	36.922	299.1
Run #	4	Front Tyre	Slick-Hard	Rear Tyre	Slick-Soft	
		New Tyre		New Tyre		
17	9'21.036	16.616	27.325	23.820	23.888	314.8
18	1'30.991	18.510	26.127	23.065	23.289	333.3
19	1'38.863	18.483	32.469	24.251	23.660	335.4
20	1'43.977 P	18.499	25.745	23.055	36.678	334.3
Run #	5	Front Tyre	Slick-Hard	Rear Tyre	Slick-Soft	
		4 Laps at start		New Tyre		
21	3'34.652	18.108	26.527	23.518	23.523	306.8
22	1'30.263	18.501	25.823	22.863	23.076	332.3
23	1'29.985	18.447	25.661	22.809	23.068	332.3
24	1'40.973 *	22.612	28.595 *	24.611	25.155	274.8

19th	23	Enea BASTIANINI		KTM		ITA
		Red Bull KTM Tech3				
		Runs=4	Total laps=21	Full laps=14	Valid laps=12	
Run #	1	Front Tyre	Slick-Hard	Rear Tyre	Slick-Soft	
		New Tyre		New Tyre		
1	3'46.896	16.759	28.076	24.328	23.734	299.1
2	1'31.708	18.757	26.236	23.352	23.363	333.3
3	1'31.156	18.646	26.157	23.056	23.297	331.2
4	1'35.097 *	18.745	27.121	24.196	25.035 *	332.3
5	1'31.212	18.568	26.243	23.007	23.394	334.3
6	1'30.954	18.595	26.019	23.071	23.269	334.3
7	1'47.470 P	19.264	27.200	23.828	37.178	322.3
Run #	2	Front Tyre	Slick-Hard	Rear Tyre	Slick-Soft	
		7 Laps at start		7 Laps at start		
8	11'00.874	16.322	27.124	24.188	23.646	320.4
9	1'31.412	18.692	26.127	23.178	23.415	331.2
10	1'31.530	18.658	26.145	23.224	23.503	333.3

Lap	Lap Time	T1	T2	T3	T4	Speed
11	1'31.115	18.573	25.955	23.174	23.413	333.3
12	1'31.136	18.573	25.995	23.098	23.470	332.3
13	1'49.461 P	21.467	26.732	23.854	37.408	322.3
Run #	3	Front Tyre	Slick-Soft	Rear Tyre	Slick-Soft	
		New Tyre		New Tyre		
14	11'32.187	16.863	27.031	23.681	23.648	318.5
15	1'31.963	18.610	26.512	23.540	23.301	333.3
16	1'30.239	18.397	25.707	22.877	23.258	334.3
17	1'46.059 P	18.515	26.069	24.150	37.325	333.3
Run #	4	Front Tyre	Slick-Soft	Rear Tyre	Slick-Soft	
		4 Laps at start		New Tyre		
18	7'45.778	15.677	27.016	23.449	23.769	308.5
19	1'37.882	18.450	29.743	26.266	23.423	336.4
20	1'33.749 *	18.476	26.507 *	25.127	23.639	336.4
21	1'30.165	18.374	25.869	22.818	23.104	335.4

20th	54	Fermin ALDEGUER		DUCATI		SPA
		BK8 Gresini Racing MotoGP				
		Runs=4	Total laps=24	Full laps=17	Valid laps=16	
Run #	1	Front Tyre	Slick-Hard	Rear Tyre	Slick-Soft	
		New Tyre		New Tyre		
1	1'37.194	16.787	28.527	23.845	23.706	293.4
2	1'32.069	18.794	26.737	23.294	23.244	328.2
3	1'30.846	18.781	25.888	23.086	23.091	331.2
4	1'30.604	18.558	25.973	22.915	23.158	331.2
5	1'30.510	18.495	25.925	22.947	23.143	331.2
6	1'37.258	18.686	25.969	24.856	27.747	331.2
7	1'31.276	18.649	25.916	23.356	23.355	332.3
8	1'30.615	18.627	25.910	22.933	23.145	332.3
9	1'30.566	18.544	25.863	22.953	23.206	330.2
10	1'51.495 P	19.653	27.947	25.706	38.189	305.9
Run #	2	Front Tyre	Slick-Hard	Rear Tyre	Slick-Soft	
		10 Laps at start		10 Laps at start		
11	12'59.084	16.168	27.596	24.279	23.645	312.1
12	1'31.714	18.714	26.363	23.280	23.357	330.2
13	1'30.760	18.541	25.856	23.110	23.253	330.2
14	1'30.881	18.553	25.850	23.080	23.398	331.2
15	1'41.154	18.744	31.270	25.930	25.210	326.2
16	1'48.373 P	18.739	26.169	23.884	39.581	330.2
Run #	3	Front Tyre	Slick-Hard	Rear Tyre	Slick-Soft	
		New Tyre		New Tyre		
17	8'22.699	15.639	27.411	23.532	23.500	304.2
18	1'31.151	18.634	25.781	22.951	23.785	326.2
19	1'34.705	18.507	28.275	24.120	23.803	333.3
20	1'48.090 P	18.456	28.072	24.032	37.530	336.4
Run #	4	Front Tyre	Slick-Hard	Rear Tyre	Slick-Soft	
		4 Laps at start		New Tyre		
21	5'51.259	18.060	28.532	23.703	23.612	290.3
22	1'30.269	18.522	25.760	22.954	23.033	333.3
23	1'34.063	18.334	26.968	25.116	23.645	335.4
24	1'30.145 *	18.463	25.778 *	22.825	23.079	333.3

Fastest Lap: Alex MARQUEZ BK8 Gresini Racina Mot SPA **1'29.020** 18.221 25.392 22.457 22.950

These data/results cannot be reproduced, stored and/or transmitted in whole or in part by any manner of electronic, mechanical, photocopying, recording, broadcasting or otherwise now known or herein after developed without the previous express consent by the copyright owner, except for reproduction in daily press and regular printed publications on sale to the public within 60 days of the event related to those data/results and always provided that copyright symbol appears together as follows below.

© DORNA, 2025
 Official MotoGP Timing by TISSOT
 www.motogp.com



Practice

MotoGP™

Lap	Lap Time	T1	T2	T3	T4	Speed	Lap	Lap Time	T1	T2	T3	T4	Speed	
21st	35	Somkiat CHANTRA				HONDA	THA	12	1'41.811	19.053	26.503	25.987	30.268	321.4
		IDEMITSU Honda LCR						13	1'44.682	18.972	30.866	25.473	29.371	330.2
		Runs=5	Total laps=23	Full laps=14	Valid laps=12			14	1'39.050	19.051	27.949	25.567	26.483	325.3
Run #	1	Front Tyre	Slick-Hard	Rear Tyre	Slick-Medium			15	1'32.681	18.910	26.365	23.586	23.820	324.3
			New Tyre		New Tyre			16	1'32.846	19.017	26.457	23.574	23.798	326.2
1	1'54.013	16.210	28.713	26.828	24.024	305.9		17	1'41.306	19.027	27.917	27.162	27.200	325.3
2	1'39.614	18.675	27.808	29.365	23.766	317.6		18	1'49.768 P	18.994	27.470	25.929	37.375	327.2
3	1'30.968	18.388	26.070	23.166	23.344	332.3		Run #	3	Front Tyre	Slick-Hard	Rear Tyre	Slick-Soft	
4	1'31.781 *	18.477 *	26.722	23.185	23.397	333.3					New Tyre		New Tyre	
5	1'30.665	18.443	25.886	23.140	23.196	332.3		19	8'57.666	31.022	27.959	23.309	23.468	201.8
6	1'54.338 P	18.644	28.331	28.961	38.402	315.7		20	1'31.024	18.540	26.093	23.042	23.349	335.4
Run #	2	Front Tyre	Slick-Hard	Rear Tyre	Slick-Medium			21	1'58.168 P	24.493	27.903	27.989	37.783	237.8
			6 Laps at start		6 Laps at start			Run #	4	Front Tyre	Slick-Hard	Rear Tyre	Slick-Soft	
7	8'50.191	16.919	28.501	24.468	23.593	292.6					3 Laps at start		New Tyre	
8	1'31.363	18.756	26.091	23.176	23.340	325.3		22	4'52.582	15.133	27.074	23.691	23.318	318.5
9	1'31.111	18.652	26.104	23.062	23.293	325.3		23	1'32.831	18.544	26.954	23.708	23.625	334.3
10	1'31.136	18.695	25.933	23.033	23.475	331.2		24	1'48.422 *	18.606	29.476 *	29.597	30.743	334.3
11	1'31.001	18.564	25.927	23.198	23.312	326.2								
12	1'49.717 P	19.504	27.749	24.362	38.102	303.3								
Run #	3	Front Tyre	Slick-Hard	Rear Tyre	Slick-Soft									
			12 Laps at start		New Tyre									
13	7'10.925	16.880	27.774	24.647	24.300	305.9								
14	1'30.835	18.613	25.853	22.958	23.411	326.2								
15	1'49.231 P	18.641	25.836	27.562	37.192	325.3								
Run #	4	Front Tyre	Slick-Hard	Rear Tyre	Slick-Soft									
			New Tyre		New Tyre									
16	9'12.875	16.054	28.107	24.116	23.950	304.2								
17	1'30.286	18.427	25.917	22.899	23.043	331.2								
18	1'30.584	18.422	25.790	22.877	23.495	331.2								
19	1'50.445 P	19.845	28.507	24.048	38.045	316.7								
Run #	5	Front Tyre	Slick-Hard	Rear Tyre	Slick-Soft									
			4 Laps at start		New Tyre									
20	5'02.817	15.815	27.452	23.330	23.679	298.3								
21	1'30.685	18.534	25.819	23.084	23.248	330.2								
22	1'35.068 *	18.478	27.587 *	24.991	24.012	333.3								
23	1'31.366	18.472	25.955	23.213	23.726	328.2								
22nd	32	Lorenzo SAVADORI				APRILIA	ITA							
		Aprilia Racing												
		Runs=4	Total laps=24	Full laps=17	Valid laps=15									
Run #	1	Front Tyre	Slick-Hard	Rear Tyre	Slick-Soft									
			New Tyre		New Tyre									
1	2'18.261	15.801	34.428	25.023	24.605	263.4								
2	1'32.791	18.981	26.536	23.503	23.771	329.2								
3	1'42.488	18.879	31.763	26.975	24.871	329.2								
4	1'32.110	18.837	26.384	23.365	23.524	329.2								
5	1'42.959 *	18.910	30.932	26.857	26.260 *	326.2								
6	1'31.698	18.832	26.254	23.250	23.362	331.2								
7	1'32.425	18.815	26.136	23.638	23.836	329.2								
8	1'32.006	18.957	26.204	23.259	23.586	328.2								
9	1'32.435	18.958	26.391	23.330	23.756	323.3								
10	1'55.700 P	21.666	29.997	25.591	38.446	305.0								
Run #	2	Front Tyre	Slick-Hard	Rear Tyre	Slick-Soft									
			10 Laps at start		10 Laps at start									
11	10'46.290	16.598	27.910	25.103	27.410	296.7								
Fastest Lap:	Alex MARQUEZ	BK8 Gresini Racina Mot	SPA	1'29.020	18.221	25.392	22.457	22.950						

These data/results cannot be reproduced, stored and/or transmitted in whole or in part by any manner of electronic, mechanical, photocopying, recording, broadcasting or otherwise now known or herein after developed without the previous express consent by the copyright owner, except for reproduction in daily press and regular printed publications on sale to the public within 60 days of the event related to those data/results and always provided that copyright symbol appears together as follows below.

© DORNA, 2025

Official MotoGP Timing by  TISSOT

www.motogp.com

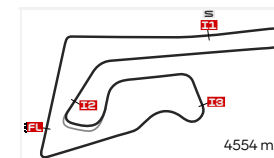
Buriram, Friday, February 28, 2025

Page 8 of 8

BEST PARTIAL TIMES

PT GRAND PRIX OF THAILAND

PRACTICE



Chang International Circuit

IT Ideal Lap Time, sum of the best partial times

BT Best Lap Time

Pos	T1		T2		T3		T4		Pos	IT		BT
	Rider	Time	Rider	Time	Rider	Time	Rider	Time		Rider	Time	
1	A.MARQUEZ	18.196	M.MARQUEZ	25.352	A.MARQUEZ	22.457	P.ACOSTA	22.799	1	A.MARQUEZ	1'28.857	1'29.020 (1)
2	F.MORBIDELLI	18.198	A.OGURA	25.379	M.MARQUEZ	22.531	A.MARQUEZ	22.812	2	M.MARQUEZ	1'28.915	1'29.072 (2)
3	M.MARQUEZ	18.217	P.ACOSTA	25.386	F.MORBIDELLI	22.563	M.MARQUEZ	22.815	3	P.ACOSTA	1'29.079	1'29.262 (3)
4	B.BINDER	18.236	A.MARQUEZ	25.392	J.ZARCO	22.584	J.MIR	22.846	4	F.MORBIDELLI	1'29.081	1'29.306 (5)
5	M.VIÑALES	18.252	F.BAGNAIA	25.403	R.FERNANDEZ	22.608	J.ZARCO	22.848	5	M.BEZZECCHI	1'29.255	1'29.267 (4)
6	F.BAGNAIA	18.263	J.MIR	25.413	P.ACOSTA	22.611	F.QUARTARARO	22.850	6	J.MIR	1'29.266	1'29.398 (6)
7	P.ACOSTA	18.283	M.BEZZECCHI	25.425	M.BEZZECCHI	22.661	M.BEZZECCHI	22.866	7	F.BAGNAIA	1'29.325	1'29.711 (13)
8	M.BEZZECCHI	18.303	F.MORBIDELLI	25.440	J.MIR	22.667	F.MORBIDELLI	22.880	8	J.ZARCO	1'29.336	1'29.608 (10)
9	J.MILLER	18.307	B.BINDER	25.515	F.QUARTARARO	22.698	L.MARINI	22.882	9	B.BINDER	1'29.405	1'29.695 (12)
10	R.FERNANDEZ	18.314	A.RINS	25.517	F.BAGNAIA	22.716	B.BINDER	22.900	10	R.FERNANDEZ	1'29.417	1'29.462 (7)
11	F.QUARTARARO	18.323	R.FERNANDEZ	25.527	A.OGURA	22.728	F.BAGNAIA	22.943	11	A.OGURA	1'29.454	1'29.597 (9)
12	F.ALDEGUER	18.334	M.VIÑALES	25.535	F.DI GIANNANT	22.743	R.FERNANDEZ	22.968	12	F.QUARTARARO	1'29.469	1'29.485 (8)
13	J.MIR	18.340	L.MARINI	25.539	M.VIÑALES	22.744	M.VIÑALES	22.985	13	M.VIÑALES	1'29.516	1'29.681 (11)
14	A.OGURA	18.350	J.ZARCO	25.541	B.BINDER	22.754	A.OGURA	22.997	14	L.MARINI	1'29.619	1'29.787 (16)
15	F.DI GIANNANT	18.361	J.MILLER	25.576	A.RINS	22.760	F.DI GIANNANT	23.004	15	F.DI GIANNANTONI	1'29.707	1'29.753 (15)
16	J.ZARCO	18.363	F.QUARTARARO	25.598	L.MARINI	22.767	F.ALDEGUER	23.033	16	J.MILLER	1'29.746	1'29.746 (14)
17	E.BASTIANINI	18.374	F.DI GIANNANT	25.599	M.OLIVEIRA	22.809	J.MILLER	23.034	17	A.RINS	1'29.847	1'29.982 (17)
18	S.CHANTRA	18.388	M.OLIVEIRA	25.661	E.BASTIANINI	22.818	S.CHANTRA	23.043	18	F.ALDEGUER	1'29.952	1'30.269 (20)
19	L.MARINI	18.431	E.BASTIANINI	25.707	F.ALDEGUER	22.825	M.OLIVEIRA	23.068	19	M.OLIVEIRA	1'29.985	1'29.985 (18)
20	A.RINS	18.441	F.ALDEGUER	25.760	J.MILLER	22.829	E.BASTIANINI	23.104	20	E.BASTIANINI	1'30.003	1'30.165 (19)
21	M.OLIVEIRA	18.447	S.CHANTRA	25.790	S.CHANTRA	22.877	A.RINS	23.129	21	S.CHANTRA	1'30.098	1'30.286 (21)
22	L.SAVADORI	18.540	L.SAVADORI	26.093	L.SAVADORI	23.042	L.SAVADORI	23.318	22	L.SAVADORI	1'30.993	1'31.024 (22)

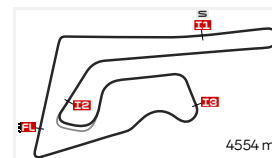
These data/results cannot be reproduced, stored and/or transmitted in whole or in part by any manner of electronic, mechanical, photocopying, recording, broadcasting or otherwise now known or herein after developed without the previous express consent by the copyright owner, except for reproduction in daily press and regular printed publications on sale to the public within 60 days of the event related to those data/results and always provided that copyright symbol appears together as follows below.

© DORNA, 2025

FASTEST LAPS SEQUENCE

PT GRAND PRIX OF THAILAND

PRACTICE



Chang International Circuit

Practice Time	#	Rider	Nation	Motorcycle	Time	Km/h	Rider's Lap
3'09.263	54	Fermin ALDEGUER	SPA	DUCATI	1'32.069	178.0	2
3'28.908	43	Jack MILLER	AUS	YAMAHA	1'31.479	179.2	2
3'40.332	73	Alex MARQUEZ	SPA	DUCATI	1'31.417	179.3	2
3'40.766	79	Ai OGURA	JPN	APRILIA	1'31.133	179.8	2
3'40.967	5	Johann ZARCO	FRA	HONDA	1'30.484	181.1	2
5'00.734	37	Pedro ACOSTA	SPA	KTM	1'30.372	181.4	3
5'10.641	73	Alex MARQUEZ	SPA	DUCATI	1'30.309	181.5	3
5'31.111	36	Joan MIR	SPA	HONDA	1'30.063	182.0	3
5'37.608	93	Marc MARQUEZ	SPA	DUCATI	1'30.044	182.0	3
11'01.266	37	Pedro ACOSTA	SPA	KTM	1'30.039	182.0	7
20'24.018	93	Marc MARQUEZ	SPA	DUCATI	1'29.850	182.4	9
35'40.774	5	Johann ZARCO	FRA	HONDA	1'29.624	182.9	14
47'10.789	37	Pedro ACOSTA	SPA	KTM	1'29.509	183.1	17
47'58.273	93	Marc MARQUEZ	SPA	DUCATI	1'29.374	183.4	20
49'27.470	93	Marc MARQUEZ	SPA	DUCATI	1'29.197	183.7	21
1:00'55.688	73	Alex MARQUEZ	SPA	DUCATI	1'29.020	184.1	23

These data/results cannot be reproduced, stored and/or transmitted in whole or in part by any manner of electronic, mechanical, photocopying, recording, broadcasting or otherwise now known or herein after developed without the previous express consent by the copyright owner, except for reproduction in daily press and regular printed publications on sale to the public within 60 days of the event related to those data/results and always provided that copyright symbol appears together as follows below.

© DORNA, 2025

Official MotoGP Timing by www.motogp.com

Buriram, Friday, February 28, 2025