

Chang International Circuit

CLASSIFICATION

PT GRAND PRIX OF THAILAND

FREE PRACTICE NR. 1

#	Rider	Nation	Team	Motorcycle	Time	Lap Total	Gap	T. Speed
1	93 Marc MARQUEZ	SPA	Ducati Lenovo Team	DUCATI	1'29.423	6 18		338.5
2	21 Franco MORBIDELLI	ITA	Pertamina Enduro VR46 Racing Team	DUCATI	1'29.581	19 20	0.158 0.158	334.3
3	20 Fabio QUARTARARO	FRA	Monster Energy Yamaha MotoGP Team	YAMAHA	1'29.765	17 19	0.342 0.184	335.4
4	43 Jack MILLER	AUS	Prima Pramac Yamaha MotoGP	YAMAHA	1'29.840	17 20	0.417 0.075	336.4
5	72 Marco BEZZECCHI	ITA	Aprilia Racing	APRILIA	1'29.851	6 21	0.428 0.011	339.6
6	79 Ai OGURA	JPN	Trackhouse MotoGP Team	APRILIA	1'29.919	19 21	0.496 0.068	333.3
7	73 Alex MARQUEZ	SPA	BK8 Gresini Racing MotoGP	DUCATI	1'29.944	5 20	0.521 0.025	337.5
8	88 Miguel OLIVEIRA	POR	Prima Pramac Yamaha MotoGP	YAMAHA	1'30.018	18 19	0.595 0.074	334.3
9	12 Maverick VIÑALES	SPA	Red Bull KTM Tech3	KTM	1'30.054	13 15	0.631 0.036	337.5
10	63 Francesco BAGNAIA	ITA	Ducati Lenovo Team	DUCATI	1'30.141	15 19	0.718 0.087	339.6
11	5 Johann ZARCO	FRA	CASTROL Honda LCR	HONDA	1'30.219	16 19	0.796 0.078	333.3
12	10 Luca MARINI	ITA	Honda HRC Castrol	HONDA	1'30.233	6 14	0.810 0.014	330.2
13	36 Joan MIR	SPA	Honda HRC Castrol	HONDA	1'30.241	5 19	0.818 0.008	335.4
14	54 Fermin ALDEGUER	SPA	BK8 Gresini Racing MotoGP	DUCATI	1'30.269	14 17	0.846 0.028	336.4
15	42 Alex RINS	SPA	Monster Energy Yamaha MotoGP Team	YAMAHA	1'30.341	19 19	0.918 0.072	336.4
16	37 Pedro ACOSTA	SPA	Red Bull KTM Factory Racing	KTM	1'30.385	5 25	0.962 0.044	338.5
17	35 Somkiat CHANTRA	THA	IDEMITSU Honda LCR	HONDA	1'30.471	6 17	1.048 0.086	334.3
18	49 Fabio DI GIANNANTONIO	ITA	Pertamina Enduro VR46 Racing Team	DUCATI	1'30.537	17 18	1.114 0.066	335.4
19	33 Brad BINDER	RSA	Red Bull KTM Factory Racing	KTM	1'30.640	17 24	1.217 0.103	337.5
20	23 Enea BASTIANINI	ITA	Red Bull KTM Tech3	KTM	1'30.722	6 17	1.299 0.082	338.5
21	25 Raul FERNANDEZ	SPA	Trackhouse MotoGP Team	APRILIA	1'31.040	8 20	1.617 0.318	332.3
22	32 Lorenzo SAVADORI	ITA	Aprilia Racing	APRILIA	1'31.844	17 18	2.421 0.804	331.2

 Practice condition: **Dry**

Air: 33°

Humidity: 39%

Ground: 47°

Fastest Lap:	Lap: 6	Marc MARQUEZ	1'29.423	183.3 Km/h
Best Race Lap:	2023	Marco BEZZECCHI	1'30.896	180.3 Km/h
All-Time Lap Record:	2024	Francesco BAGNAIA	1'28.700	184.8 Km/h

The results are provisional until the end of the limit for protest and appeals.

Time limit for protest expires 60' after publication of the results - Time:

These data/results cannot be reproduced, stored and/or transmitted in whole or in part by any manner of electronic, mechanical, photocopying, recording, broadcasting or otherwise now known or herein after developed without the previous express consent by the copyright owner, except for reproduction in daily press and regular printed publications on sale to the public within 60 days of the event related to those data/results and always provided that copyright symbol appears together as follows below.

© DORNA, 2025

Official MotoGP Timing by

www.motogp.com

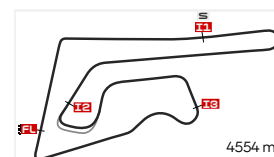
Buriram, Friday, February 28, 2025

Thanavit THEARAKIT
11:46

TOP SPEED & AVERAGE

PT GRAND PRIX OF THAILAND

FREE PRACTICE NR. 1



Chang International Circuit

#	Rider	Nation	Motorcycle	Top 5 speeds					Average	Top
63	Francesco BAGNAIA	ITA	DUCATI	339.6	338.5	338.5	338.5	337.5	338.2	339.6
72	Marco BEZZECCHI	ITA	APRILIA	339.6	337.5	337.5	334.3	334.3	336.6	339.6
23	Enea BASTIANINI	ITA	KTM	338.5	337.5	335.4	335.4	335.4	336.3	338.5
37	Pedro ACOSTA	SPA	KTM	338.5	337.5	336.4	336.4	335.4	336.8	338.5
93	Marc MARQUEZ	SPA	DUCATI	338.5	338.5	336.4	336.4	336.4	337.0	338.5
12	Maverick VIÑALES	SPA	KTM	337.5	337.5	337.5	336.4	336.4	337.0	337.5
33	Brad BINDER	RSA	KTM	337.5	337.5	336.4	336.4	335.4	336.2	337.5
73	Alex MARQUEZ	SPA	DUCATI	337.5	337.5	336.4	336.4	336.4	336.8	337.5
42	Alex RINS	SPA	YAMAHA	336.4	335.4	334.3	333.3	333.3	334.3	336.4
43	Jack MILLER	AUS	YAMAHA	336.4	334.3	333.3	332.3	332.3	333.3	336.4
54	Fermin ALDEGUER	SPA	DUCATI	336.4	335.4	335.4	333.3	333.3	334.2	336.4
20	Fabio QUARTARARO	FRA	YAMAHA	335.4	334.3	334.3	333.3	333.3	333.8	335.4
36	Joan MIR	SPA	HONDA	335.4	333.3	332.3	331.2	331.2	332.3	335.4
49	Fabio DI GIANNANTONIO	ITA	DUCATI	335.4	335.4	335.4	334.3	333.3	334.2	335.4
21	Franco MORBIDELLI	ITA	DUCATI	334.3	334.3	333.3	333.3	333.3	333.7	334.3
35	Somkiat CHANTRA	THA	HONDA	334.3	333.3	332.3	331.2	331.2	332.5	334.3
88	Miguel OLIVEIRA	POR	YAMAHA	334.3	334.3	333.3	333.3	333.3	333.6	334.3
5	Johann ZARCO	FRA	HONDA	333.3	332.3	332.3	331.2	331.2	332.1	333.3
79	Ai OGURA	JPN	APRILIA	333.3	333.3	332.3	332.3	332.3	332.7	333.3
25	Raul FERNANDEZ	SPA	APRILIA	332.3	332.3	331.2	331.2	331.2	331.6	332.3
32	Lorenzo SAVADORI	ITA	APRILIA	331.2	330.2	330.2	329.2	328.2	329.5	331.2
10	Luca MARINI	ITA	HONDA	330.2	329.2	329.2	327.2	325.3	327.1	330.2

These data/results cannot be reproduced, stored and/or transmitted in whole or in part by any manner of electronic, mechanical, photocopying, recording, broadcasting or otherwise now known or herein after developed without the previous express consent by the copyright owner, except for reproduction in daily press and regular printed publications on sale to the public within 60 days of the event related to those data/results and always provided that copyright symbol appears together as follows below.

© DORNA, 2025

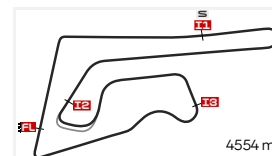
Official MotoGP Timing by www.motogp.com

Buriram, Friday, February 28, 2025

CHRONOLOGICAL ANALYSIS OF PERFORMANCES

PT GRAND PRIX OF THAILAND

FREE PRACTICE NR. 1



Chang International Circuit

* Lap / Sector time cancelled

P Crossing the finish line in pit lane

** Tyre data subject to further updates

T1 Time from finish line to 1st intermediate

T2 Time from 1st intermed. to 2nd intermed.

T3 Time from 2nd intermed. to 3rd intermed.

T4 Time from 3rd intermediate to finish line

Lap	Lap Time	T1	T2	T3	T4	Speed	
1st	93	Marc MARQUEZ		DUCATI		SPA	
Ducati Lenovo Team							
Runs=3		Total laps=18		Full laps=13		Valid laps=13	
Run #	1	Front Tyre	Slick-Hard	Rear Tyre	Slick-Medium		
		New Tyre		New Tyre			
1	2'37.756	17.633	29.490	25.067	24.536	246.5	
2	1'32.468	18.659	26.542	23.598	23.669	335.4	
3	1'30.147	18.482	25.686	22.947	23.032	338.5	
4	1'29.592	18.346	25.543	22.725	22.978	336.4	
5	1'30.650	18.364	25.562	23.051	23.673	336.4	
6	1'29.423	18.378	25.465	22.672	22.908	335.4	
7	1'48.902	P	18.904	29.010	23.740	37.248	328.2
Run #	2	Front Tyre	Slick-Hard	Rear Tyre	Slick-Medium		
		7 Laps at start		7 Laps at start			
8	11'30.249	19.100	29.813	24.752	23.906	242.6	
9	1'37.780	18.552	31.566	23.773	23.889	335.4	
10	1'33.387	18.692	27.840	23.343	23.512	335.4	
11	1'35.282	P	18.442	26.105	23.166	27.569	338.5
Run #	3	Front Tyre	Slick-Hard	Rear Tyre	Slick-Medium		
		11 Laps at start		11 Laps at start			
12	8'04.828	18.474	28.435	23.935	23.667	217.3	
13	1'30.740	18.524	25.958	23.034	23.224	332.3	
14	1'30.123	18.379	25.729	22.880	23.135	334.3	
15	1'29.820	18.425	25.505	22.839	23.051	335.4	
16	1'30.263	18.492	25.707	22.938	23.126	336.4	
17	1'30.064	18.406	25.623	22.923	23.112	336.4	
18	1'30.291	18.591	25.579	22.972	23.149	336.4	

2nd	21	Franco MORBIDELLI		DUCATI		ITA	
Pertamina Enduro VR46 Racing Team							
Runs=3		Total laps=20		Full laps=15		Valid laps=15	
Run #	1	Front Tyre	Slick-Soft	Rear Tyre	Slick-Medium		
		New Tyre		New Tyre			
1	3'03.877	19.858	30.789	26.150	24.746	258.9	
2	1'34.214	19.284	26.845	24.369	23.716	329.2	
3	1'30.826	18.745	25.842	23.191	23.048	333.3	
4	1'33.054	18.643	26.502	24.501	23.408	328.2	
5	1'30.356	18.539	25.981	22.892	22.944	333.3	
6	1'39.756	18.460	31.393	25.587	24.316	332.3	
7	1'30.290	18.496	25.733	22.838	23.223	331.2	
8	1'51.851	P	23.999	30.414	25.062	32.376	160.4

Lap	Lap Time	T1	T2	T3	T4	Speed	
Run #	2	Front Tyre		Rear Tyre			
		Slick-Soft		Slick-Medium			
		8 Laps at start		8 Laps at start			
9	7'56.119	19.899	31.458	24.871	23.736	263.4	
10	1'34.491	18.595	29.210	23.406	23.280	331.2	
11	1'33.026	18.515	25.687	22.880	25.944	332.3	
12	1'38.700	22.450	28.083	24.581	23.586	224.5	
13	1'33.919	18.500	28.609	23.347	23.463	334.3	
14	1'30.625	18.592	25.673	23.002	23.358	333.3	
15	1'50.034	P	18.511	31.390	24.376	35.757	331.2
Run #	3	Front Tyre	Slick-Soft	Rear Tyre	Slick-Medium		
		New Tyre		New Tyre			
16	7'25.390	16.274	26.716	23.510	23.242	323.3	
17	1'33.073	18.370	28.531	22.982	23.190	334.3	
18	1'29.683	18.414	25.494	22.746	23.029	330.2	
19	1'29.581	18.383	25.539	22.715	22.944	331.2	
20	1'51.588	24.692	33.443	24.905	28.548	147.9	

3rd	20	Fabio QUARTARARO		YAMAHA		FRA	
Monster Energy Yamaha MotoGP Team							
Runs=3		Total laps=19		Full laps=13		Valid laps=13	
Run #	1	Front Tyre	Slick-Soft	Rear Tyre	Slick-Medium		
		New Tyre		New Tyre			
1	2'42.675	15.745	28.853	25.071	24.410	295.0	
2	1'37.721	18.789	30.706	24.426	23.800	335.4	
3	1'31.305	18.578	26.087	23.390	23.250	334.3	
4	1'30.696	18.544	25.957	23.042	23.153	333.3	
5	1'30.092	18.508	25.646	22.929	23.009	333.3	
6	1'36.077	18.500	29.956	24.171	23.450	334.3	
7	1'45.559	P	18.474	25.695	23.040	38.350	333.3
Run #	2	Front Tyre	Slick-Soft	Rear Tyre	Slick-Medium		
		7 Laps at start		7 Laps at start			
8	10'13.549	15.875	27.451	24.215	23.569	325.3	
9	1'33.661	18.635	27.127	24.178	23.721	330.2	
10	1'30.679	18.570	25.937	23.053	23.119	330.2	
11	1'30.580	18.510	25.763	23.065	23.242	333.3	
12	1'36.263	18.488	30.060	24.030	23.685	333.3	
13	1'36.265	18.495	26.114	27.958	23.698	328.2	
14	1'44.600	P	18.450	25.939	23.252	36.959	333.3
Run #	3	Front Tyre	Slick-Hard	Rear Tyre	Slick-Soft		
		New Tyre		New Tyre			
15	7'13.093	15.280	27.397	23.759	23.795	311.2	
16	1'30.251	18.463	25.746	22.996	23.046	332.3	
17	1'29.765	18.390	25.558	22.830	22.987	331.2	

Fastest Lap:	Marc MARQUEZ	Ducati Lenovo Team	SPA	1'29.423	18.378	25.465	22.672	22.908
---------------------	--------------	--------------------	-----	-----------------	--------	--------	--------	--------

These data/results cannot be reproduced, stored and/or transmitted in whole or in part by any manner of electronic, mechanical, photocopying, recording, broadcasting or otherwise now known or herein after developed without the previous express consent by the copyright owner, except for reproduction in daily press and regular printed publications on sale to the public within 60 days of the event related to those data/results and always provided that copyright symbol appears together as follows below.

© DORNA, 2025

Official MotoGP Timing by

www.motogp.com

Buriram, Friday, February 28, 2025

Page 1 of 7

Free Practice Nr. 1

MotoGP™

Lap	Lap Time	T1	T2	T3	T4	Speed
18	1'29.802	18.355	25.569	22.853	23.025	331.2
19	1'54.290 P	20.584	30.167	25.730	37.809	313.0

Lap	Lap Time	T1	T2	T3	T4	Speed
15	7'44.813	16.366	27.703	23.217	23.500	308.5
16	1'30.681	18.622	25.905	22.928	23.226	331.2
17	1'30.269	18.557	25.845	22.748	23.119	334.3
18	1'32.565	18.645	27.527	23.005	23.388	332.3
19	1'30.275	18.491	25.720	22.948	23.116	332.3
20	1'30.226	18.552	25.693	22.898	23.083	330.2
21	1'57.311 P	23.224	28.281	27.511	38.295	238.9

4th 43 Jack MILLER YAMAHA AUS
 Prima Pramac Yamaha MotoGP
 Runs=3 Total laps=20 Full laps=15 Valid laps=15

Run #	1	Front Tyre	Slick-Soft	Rear Tyre	Slick-Medium	Speed
		New Tyre		New Tyre		
1	1'43.631	16.671	29.818	24.753	24.120	247.7
2	1'31.834	18.696	26.246	23.456	23.436	332.3
3	1'30.950	18.543	25.914	23.135	23.358	336.4
4	1'32.337	18.598	26.846	23.540	23.353	325.3
5	1'33.675	18.477	25.982	23.224	25.992	334.3
6	1'32.550	18.908	26.400	23.663	23.579	327.2
7	1'30.701	18.462	25.821	23.113	23.305	333.3
8	1'51.811 P	20.163	28.373	24.915	38.360	245.4

Run #	2	Front Tyre	Slick-Soft	Rear Tyre	Slick-Medium	Speed
		8 Laps at start		8 Laps at start		
9	7'41.858	16.934	28.832	25.398	30.894	284.9
10	1'31.141	18.637	25.967	23.205	23.332	330.2
11	1'32.473	18.626	26.673	23.681	23.493	332.3
12	1'30.769	18.573	25.801	23.118	23.277	332.3
13	1'31.968	18.660	25.869	23.236	24.203	331.2
14	1'56.908 P	21.049	30.970	24.832	40.057	284.9

Run #	3	Front Tyre	Slick-Soft	Rear Tyre	Slick-Medium	Speed
		New Tyre		New Tyre		
15	8'38.851	16.751	28.310	24.234	23.676	288.0
16	1'30.153	18.463	25.740	22.977	22.973	329.2
17	1'29.840	18.472	25.554	22.860	22.954	332.3
18	1'31.553	18.519	25.683	22.915	24.436	329.2
19	1'51.315	23.512	37.040	25.621	25.142	202.2
20	1'30.411	18.604	25.659	23.015	23.133	329.2

5th 72 Marco BEZZECCHI APRILIA ITA
 Aprilia Racing
 Runs=3 Total laps=21 Full laps=15 Valid laps=15

Run #	1	Front Tyre	missing data	Rear Tyre	missing data	Speed
		**	Laps at start	**	Laps at start	
1	2'06.101	16.359	29.147	24.164	24.012	270.0
2	1'31.131	18.780	26.068	23.100	23.183	333.3
3	1'31.912	18.583	27.137	23.033	23.159	337.5
4	1'29.998	18.543	25.524	22.953	22.978	339.6
5	1'30.278	18.387	25.964	22.920	23.007	337.5
6	1'29.851	18.383	25.524	22.854	23.090	334.3
7	1'30.471	18.526	25.780	22.942	23.223	331.2
8	1'46.335 P	19.088	26.775	23.329	37.143	318.5

Run #	2	Front Tyre	missing data	Rear Tyre	missing data	Speed
		**	Laps at start	**	Laps at start	
9	8'15.794	16.526	27.144	24.083	23.918	316.7
10	1'30.762	18.695	25.844	23.050	23.173	328.2
11	1'30.585	18.714	25.723	22.984	23.164	329.2
12	1'30.405	18.667	25.671	23.015	23.052	329.2
13	1'30.374	18.639	25.695	22.925	23.115	330.2
14	1'52.382 P	22.788	27.143	23.982	38.469	262.1

Run #	3	Front Tyre	missing data	Rear Tyre	missing data	Speed
		**	Laps at start	**	Laps at start	
15	8'15.794	16.526	27.144	24.083	23.918	316.7

6th 79 Ai OGURA APRILIA JPN
 Trackhouse MotoGP Team
 Runs=4 Total laps=21 Full laps=14 Valid laps=14

Run #	1	Front Tyre	Slick-Hard	Rear Tyre	Slick-Medium	Speed
		New Tyre		New Tyre		
1	2'13.427	16.619	28.934	25.233	24.408	300.8
2	1'34.183	19.055	26.654	24.103	24.371	326.2
3	2'07.012 P	23.779	33.693	30.693	38.847	254.7

Run #	2	Front Tyre	Slick-Hard	Rear Tyre	Slick-Medium	Speed
		3 Laps at start		3 Laps at start		
4	5'54.923	16.681	27.317	24.174	23.730	321.4
5	1'32.230	18.917	26.239	23.371	23.703	328.2
6	1'31.055	18.651	25.828	23.166	23.410	331.2
7	1'33.520	18.656	27.841	23.552	23.471	332.3
8	1'30.780	18.656	25.820	23.016	23.288	333.3
9	1'30.527	18.564	25.804	23.037	23.122	333.3
10	1'48.903 P	18.613	29.341	24.224	36.725	331.2

Run #	3	Front Tyre	Slick-Hard	Rear Tyre	Slick-Medium	Speed
		10 Laps at start		10 Laps at start		
11	7'21.979	16.552	27.507	24.135	23.645	321.4
12	1'31.559	18.704	25.756	23.711	23.388	329.2
13	1'30.785	18.585	25.853	23.043	23.304	329.2
14	1'33.847	18.814	28.229	23.383	23.421	327.2
15	1'30.581	18.556	25.815	22.973	23.237	329.2
16	1'46.529 P	19.135	26.369	24.196	36.829	323.3

Run #	4	Front Tyre	Slick-Soft	Rear Tyre	Slick-Medium	Speed
		New Tyre		New Tyre		
17	3'41.669	18.706	28.907	24.231	23.530	313.9
18	1'30.982	18.583	26.025	23.073	23.301	328.2
19	1'29.919	18.627	25.582	22.707	23.003	329.2
20	1'30.027	18.506	25.553	22.876	23.092	332.3
21	1'30.878	18.480	25.961	23.068	23.369	332.3

7th 73 Alex MARQUEZ DUCATI SPA
 BK8 Gresini Racing MotoGP
 Runs=3 Total laps=20 Full laps=15 Valid laps=15

Run #	1	Front Tyre	Slick-Hard	Rear Tyre	Slick-Medium	Speed
		New Tyre		New Tyre		
1	1'58.850	17.866	30.176	25.252	24.467	232.2
2	1'32.170	18.727	26.524	23.460	23.459	331.2
3	1'30.537	18.407	25.851	22.999	23.280	336.4
4	1'30.163	18.384	25.621	22.924	23.234	337.5
5	1'29.944	18.291	25.723	22.891	23.039	337.5
6	1'30.001	18.322	25.830	22.746	23.103	336.4
7	1'47.364 P	19.174	26.874	24.163	37.153	322.3

Run #	2	Front Tyre	Slick-Hard	Rear Tyre	Slick-Medium	Speed
		7 Laps at start		7 Laps at start		
8	7'51.213	17.786	30.680	24.556	24.077	237.8

Fastest Lap: Marc MARQUEZ Ducati Lenovo Team SPA **1'29.423** 18.378 25.465 22.672 22.908

These data/results cannot be reproduced, stored and/or transmitted in whole or in part by any manner of electronic, mechanical, photocopying, recording, broadcasting or otherwise now known or herein after developed without the previous express consent by the copyright owner, except for reproduction in daily press and regular printed publications on sale to the public within 60 days of the event related to those data/results and always provided that copyright symbol appears together as follows below.
 © DORNA, 2025



Free Practice Nr. 1

MotoGP™

Lap	Lap Time	T1	T2	T3	T4	Speed
9	1'31.524	18.519	26.413	23.156	23.436	331.2
10	1'30.878	18.500	26.140	23.002	23.236	333.3
11	1'30.613	18.426	25.892	22.860	23.435	336.4
12	1'33.746	20.251	26.691	23.282	23.522	259.6
13	1'30.464	18.467	25.866	22.892	23.239	334.3
14	1'48.633 P	19.275	27.339	24.104	37.915	325.3
Run #	3	Front Tyre	Slick-Hard	Rear Tyre	Slick-Medium	
		14 Laps at start		14 Laps at start		
15	9'41.100	16.491	28.052	24.039	25.328	289.5
16	1'31.056	18.521	26.140	23.017	23.378	335.4
17	1'30.433	18.436	25.752	22.914	23.331	334.3
18	1'30.366	18.376	25.750	22.923	23.317	335.4
19	1'30.977	18.498	26.103	23.022	23.354	334.3
20	1'30.939	18.497	26.043	22.994	23.405	335.4

8th 88 Miguel OLIVEIRA YAMAHA POR
Prima Pramac Yamaha MotoGP

Runs=3 Total laps=19 Full laps=14 Valid laps=14

Run #	1	Front Tyre	Slick-Soft	Rear Tyre	Slick-Medium	
		New Tyre		New Tyre		
1	1'41.504	17.769	28.880	25.120	24.488	274.8
2	1'32.814	18.914	26.548	23.580	23.772	333.3
3	1'31.600	18.623	26.198	23.450	23.329	334.3
4	1'31.037	18.715	25.908	23.159	23.255	333.3
5	1'31.292	18.480	26.257	23.127	23.428	331.2
6	1'30.386	18.476	25.915	22.856	23.139	333.3
7	1'31.332	18.509	25.854	23.074	23.895	333.3
8	1'51.477 P	20.656	29.374	24.243	37.204	294.2
Run #	2	Front Tyre	Slick-Soft	Rear Tyre	Slick-Medium	
		8 Laps at start		8 Laps at start		
9	9'08.145	16.481	27.848	24.171	23.844	300.0
10	1'33.022	18.816	27.417	23.335	23.454	332.3
11	1'30.895	18.608	25.918	23.040	23.329	331.2
12	1'30.707	18.574	25.869	22.900	23.364	332.3
13	1'35.698	18.569	29.443	23.778	23.908	334.3
14	1'30.767	18.526	25.886	22.956	23.399	332.3
15	1'50.154 P	18.530	25.926	27.950	37.748	332.3
Run #	3	Front Tyre	Slick-Hard	Rear Tyre	Slick-Soft	
		New Tyre		New Tyre		
16	10'31.961	18.653	28.338	24.125	23.642	266.6
17	1'30.390	18.452	25.817	22.990	23.131	333.3
18	1'30.018	18.474	25.591	22.777	23.176	331.2
19	1'39.140	20.497	28.098	26.332	24.213	279.0

9th 12 Maverick VIÑALES KTM SPA
Red Bull KTM Tech3

Runs=3 Total laps=15 Full laps=10 Valid laps=12

Run #	1	Front Tyre	Slick-Soft	Rear Tyre	Slick-Medium	
		New Tyre		New Tyre		
1	2'23.438	16.659	28.796	24.814	24.236	282.7
2	1'32.901	18.889	26.576	23.687	23.749	336.4
3	1'31.445	18.558	26.131	23.432	23.324	337.5
4	1'30.505	18.440	25.813	22.988	23.264	336.4
5	1'31.832	18.435	26.402	23.466	23.529	336.4
unfinished						

Lap	Lap Time	T1	T2	T3	T4	Speed
Run #	2	Front Tyre	Slick-Soft	Rear Tyre	Slick-Medium	
		5 Laps at start		5 Laps at start		
6	1'36.465 *	17.004 *	30.713	24.708	24.040	263.4
7	1'32.478	18.676	26.655	23.613	23.534	334.3
8	1'32.043	18.568	26.655	23.509	23.311	337.5
9	1'30.768	18.428	25.882	23.088	23.370	334.3
10	1'30.552	18.439	25.884	23.014	23.215	334.3
11	1'46.680 P	19.203	26.533	23.677	37.267	327.2
Run #	3	Front Tyre	Slick-Hard	Rear Tyre	Slick-Medium	
		New Tyre		New Tyre		
12	7'46.146	15.348	26.750	23.367	23.375	317.6
13	1'30.054	18.387	25.626	22.939	23.102	334.3
14	1'30.358	18.427	25.769	22.976	23.186	335.4
15	1'30.349	18.385	25.775	22.932	23.257	337.5

10th 63 Francesco BAGNAIA DUCATI ITA
Ducati Lenovo Team

Runs=3 Total laps=19 Full laps=14 Valid laps=14

Run #	1	Front Tyre	Slick-Soft	Rear Tyre	Slick-Medium	
		New Tyre		New Tyre		
1	2'25.722	16.089	28.433	24.334	23.691	279.7
2	1'31.578	18.515	26.532	23.292	23.239	338.5
3	1'30.766	18.388	26.036	23.055	23.287	339.6
4	1'33.295	19.146	27.520	23.372	23.257	252.3
5	1'30.487	18.341	25.848	23.151	23.147	338.5
6	1'30.750	18.381	25.742	22.933	23.694	336.4
7	1'47.246 P	18.348	26.636	25.181	37.081	337.5
Run #	2	Front Tyre	Slick-Soft	Rear Tyre	Slick-Medium	
		7 Laps at start		7 Laps at start		
8	9'54.621	16.260	27.035	23.473	23.499	301.6
9	1'31.344	18.554	26.464	23.182	23.144	335.4
10	1'30.328	18.375	25.726	23.046	23.181	336.4
11	1'40.520	18.411	25.805	32.216	24.088	336.4
12	1'47.845 P	18.344	27.540	25.408	36.553	337.5
Run #	3	Front Tyre	Slick-Soft	Rear Tyre	Slick-Medium	
		12 Laps at start		12 Laps at start		
13	8'36.359	15.519	26.963	23.233	23.393	301.6
14	1'30.688	18.426	25.954	23.050	23.258	335.4
15	1'30.141	18.340	25.686	22.940	23.175	336.4
16	1'34.587	20.519	26.480	23.122	24.466	270.0
17	1'30.368	18.428	25.679	23.002	23.259	338.5
18	1'37.453	18.485	25.839	22.973	30.156	336.4
19	1'33.274	18.453	27.332	23.931	23.558	337.5

11th 5 Johann ZARCO HONDA FRA
CASTROL Honda LCR

Runs=3 Total laps=19 Full laps=14 Valid laps=14

Run #	1	Front Tyre	Slick-Soft	Rear Tyre	Slick-Medium	
		New Tyre		New Tyre		
1	2'08.393	17.056	28.437	31.304	23.702	279.0
2	1'31.503	18.607	26.289	23.249	23.358	331.2
3	1'30.666	18.533	26.058	22.949	23.126	327.2
4	1'30.797	18.570	25.946	23.077	23.204	332.3
5	1'30.483	18.466	25.919	22.919	23.179	332.3
6	1'50.536 P	18.775	28.178	25.214	38.369	327.2

Fastest Lap: Marc MARQUEZ Ducati Lenovo Team SPA **1'29.423** 18.378 25.465 22.672 22.908

These data/results cannot be reproduced, stored and/or transmitted in whole or in part by any manner of electronic, mechanical, photocopying, recording, broadcasting or otherwise now known or herein after developed without the previous express consent by the copyright owner, except for reproduction in daily press and regular printed publications on sale to the public within 60 days of the event related to those data/results and always provided that copyright symbol appears together as follows below.

© DORNA, 2025

Official MotoGP Timing by TISSOT

www.motogp.com

Buriram, Friday, February 28, 2025

Page 3 of 7



Free Practice Nr. 1

MotoGP™

Lap	Lap Time	T1	T2	T3	T4	Speed
Run # 2	Front Tyre	Slick-Soft	Rear Tyre	Slick-Medium		
		6 Laps at start		6 Laps at start		
7	8'58.910	17.906	28.077	23.992	23.560	253.5
8	1'33.285	18.699	27.768	23.373	23.445	325.3
9	1'33.153	18.825	25.942	23.084	25.302	325.3
10	1'31.216	18.782	26.022	23.190	23.222	326.2
11	1'30.991	18.722	26.143	22.879	23.247	323.3
12	1'30.825	18.625	25.839	23.122	23.239	327.2
13	1'48.670 P	18.521	25.983	23.197	40.969	333.3
Run # 3	Front Tyre	Slick-Soft	Rear Tyre	Slick-Medium		
		13 Laps at start		13 Laps at start		
14	9'53.137	18.569	29.619	25.455	24.604	192.5
15	1'30.372	18.585	25.864	22.829	23.094	331.2
16	1'30.219	18.571	25.773	22.821	23.054	330.2
17	1'41.964	18.773	33.699	25.573	23.919	305.9
18	1'31.494	18.651	25.858	23.238	23.747	326.2
19	1'34.071	18.694	28.671	23.280	23.426	328.2

12th	10	Luca MARINI	HONDA	ITA		
		Honda HRC Castrol				
		Runs=3	Total laps=14	Full laps=9	Valid laps=9	
Run # 1	Front Tyre	Slick-Hard	Rear Tyre	Slick-Medium		
		New Tyre		New Tyre		
1	1'59.517	17.146	29.875	25.184	24.413	253.5
2	1'32.893	18.914	26.819	23.677	23.483	321.4
3	1'31.702	18.576	26.217	23.519	23.390	330.2
4	1'31.199	18.580	26.186	23.204	23.229	329.2
5	1'30.654	18.595	25.853	23.040	23.166	329.2
6	1'30.233	18.555	25.814	22.857	23.007	327.2
7	1'51.780 P	22.732	27.041	24.405	37.602	289.5
Run # 2	Front Tyre	Slick-Hard	Rear Tyre	Slick-Medium		
		7 Laps at start		7 Laps at start		
8	8'25.607	16.436	27.452	23.558	23.319	293.4
9	1'31.184	18.711	26.077	23.144	23.252	325.3
10	1'30.640	18.617	25.921	22.987	23.115	325.3
11	1'30.754	18.691	25.858	23.020	23.185	325.3
12	1'30.836	18.667	25.866	23.042	23.261	324.3
13	1'52.295 P	18.658	29.886	24.995	38.756	325.3
Run # 3	Front Tyre	Slick-Hard	Rear Tyre	Slick-Medium		
		13 Laps at start		13 Laps at start		
14	17'17.801	16.801	26.803	23.447	23.478	291.8

13th	36	Joan MIR	HONDA	SPA		
		Honda HRC Castrol				
		Runs=3	Total laps=19	Full laps=14	Valid laps=12	
Run # 1	Front Tyre	Slick-Soft	Rear Tyre	Slick-Medium		
		New Tyre		New Tyre		
1	2'00.827	17.428	28.704	25.530	24.293	276.9
2	1'33.495	18.685	27.562	23.771	23.477	335.4
3	1'31.084	18.626	26.015	23.213	23.230	333.3
4	1'30.524	18.559	25.888	22.980	23.097	331.2
5	1'30.241	18.415	25.762	22.893	23.171	331.2
6	1'51.231 P	18.828	29.411	24.910	38.082	292.6
Run # 2	Front Tyre	Slick-Soft	Rear Tyre	Slick-Medium		
		6 Laps at start		6 Laps at start		
7	11'16.005	16.611	27.163	23.814	23.751	310.3

Lap	Lap Time	T1	T2	T3	T4	Speed
8	1'31.326	18.629	26.071	23.268	23.358	330.2
9	1'30.782	18.667	25.894	23.043	23.178	330.2
10	1'30.908	18.616	25.989	23.112	23.191	330.2
11	1'30.672	18.605	25.897	22.995	23.175	330.2
12	1'37.188 P	18.578	25.818	23.108	29.684	330.2
Run # 3	Front Tyre	Slick-Soft	Rear Tyre	Slick-Medium		
		12 Laps at start		12 Laps at start		
13	8'29.553	16.278	27.933	23.802	23.771	294.2
14	1'31.123	18.678	26.011	23.164	23.270	327.2
15	1'31.096	18.745	26.034	23.015	23.302	329.2
16	1'30.820 *	18.694	25.880	23.094	23.152	329.2
17	1'30.907 *	18.518	25.867	23.081	23.441	332.3
18	1'30.687	18.621	25.814	23.024	23.228	331.2
19	1'30.841	18.685	25.847	23.050	23.259	331.2

14th	54	Fermin ALDEGUER	DUCATI	SPA		
		BK8 Gresini Racing MotoGP				
		Runs=3	Total laps=17	Full laps=12	Valid laps=11	
Run # 1	Front Tyre	Slick-Soft	Rear Tyre	Slick-Medium		
		New Tyre		New Tyre		
1	1'50.537	16.331	28.931	24.630	24.504	291.1
2	1'32.734	18.847	26.940	23.396	23.551	335.4
3	1'31.024	18.592	25.952	23.265	23.215	335.4
4	1'30.756	18.577	25.950	23.014	23.215	336.4
5	1'46.248 P	18.621	26.610	24.022	36.995	332.3
Run # 2	Front Tyre	Slick-Soft	Rear Tyre	Slick-Medium		
		5 Laps at start		5 Laps at start		
6	7'53.396	16.238	27.472	23.451	23.595	294.2
7	1'31.206	18.583	26.298	23.142	23.183	331.2
8	1'30.430	18.502	25.958	22.871	23.099	332.3
9	1'30.414	18.427	25.754	23.003	23.230	333.3
10	1'38.369	23.870	26.777	23.648	24.074	288.0
11	1'47.589 P	18.751	27.697	24.607	36.534	327.2
Run # 3	Front Tyre	Slick-Soft	Rear Tyre	Slick-Medium		
		11 Laps at start		11 Laps at start		
12	14'34.748	16.272	27.398	23.685	23.542	313.0
13	1'30.713	18.539	25.992	23.006	23.176	333.3
14	1'30.269	18.481	25.731	22.963	23.094	333.3
15	1'34.556	20.168	27.368	23.357	23.663	309.4
16	1'30.879 *	18.577	25.968	23.101	23.233	333.3
17	1'30.605	18.533	25.834	23.005	23.233	333.3

15th	42	Alex RINS	YAMAHA	SPA		
		Monster Energy Yamaha MotoGP Team				
		Runs=3	Total laps=19	Full laps=14	Valid laps=14	
Run # 1	Front Tyre	Slick-Soft	Rear Tyre	Slick-Medium		
		New Tyre		New Tyre		
1	1'53.189	16.104	29.020	25.086	24.145	288.0
2	1'32.618	18.917	26.457	23.672	23.572	333.3
3	1'43.169	18.742	36.395	24.367	23.665	334.3
4	1'31.388	18.664	26.048	23.387	23.289	333.3
5	1'32.711	18.561	27.095	23.535	23.520	336.4
6	1'30.696	18.567	25.834	23.039	23.256	332.3
7	1'49.810 P	20.601 *	28.211	23.778	37.220	322.3

Fastest Lap: Marc MARQUEZ Ducati Lenovo Team SPA **1'29.423** 18.378 25.465 22.672 22.908

These data/results cannot be reproduced, stored and/or transmitted in whole or in part by any manner of electronic, mechanical, photocopying, recording, broadcasting or otherwise now known or herein after developed without the previous express consent by the copyright owner, except for reproduction in daily press and regular printed publications on sale to the public within 60 days of the event related to those data/results and always provided that copyright symbol appears together as follows below.

© DORNA, 2025

Official MotoGP Timing by TISSOT

www.motogp.com

Buriram, Friday, February 28, 2025

Page 4 of 7



Free Practice Nr. 1

MotoGP™

Lap	Lap Time	T1	T2	T3	T4	Speed
Run # 2	Front Tyre	Slick-Soft	Rear Tyre	Slick-Medium		
		7 Laps at start		New Tyre		
8	10'04.034	15.969	27.883	24.249	23.870	295.8
9	1'33.593	18.853	26.672	24.480	23.588	328.2
10	1'30.785	18.766	25.795	23.016	23.208	329.2
11	1'36.547	18.679	30.373	23.860	23.635	330.2
12	1'33.701	18.571	28.208	23.506	23.416	332.3
13	1'31.045	18.742	25.877	23.153	23.273	330.2
14	1'30.577	18.583	25.712	22.989	23.293	331.2
15	1'50.016 P	19.780	27.738	24.503	37.995	322.3

Run #	Lap Time	T1	T2	T3	T4	Speed
Run # 3	Front Tyre	Slick-Soft	Rear Tyre	Slick-Medium		
		New Tyre		8 Laps at start		
16	8'42.775	17.383	26.892	27.331	25.432	314.8
17	1'30.843	18.706	25.823	23.099	23.215	335.4
18	1'33.791	18.619	28.454	23.354	23.364	332.3
19	1'30.341	18.554	25.757	22.894	23.136	333.3

16th 37 **Pedro ACOSTA** KTM SPA
 Red Bull KTM Factory Racing
 Runs=2 Total laps=25 Full laps=21 Valid laps=21

Run #	Lap Time	T1	T2	T3	T4	Speed
Run # 1	Front Tyre	Slick-Soft	Rear Tyre	Slick-Medium		
		New Tyre		New Tyre		
1	1'51.833	15.644	29.007	25.611	24.469	291.8
2	1'33.387	18.718	27.669	23.557	23.443	338.5
3	1'31.249	18.586	26.164	23.253	23.246	337.5
4	1'30.727	18.570	25.886	23.138	23.133	336.4
5	1'30.385	18.427	25.886	22.914	23.158	336.4
6	1'41.285 P	18.423	25.888	24.430	32.544	335.4

Run #	Lap Time	T1	T2	T3	T4	Speed
Run # 2	Front Tyre	Slick-Hard	Rear Tyre	Slick-Soft		
		New Tyre		New Tyre		
7	6'17.253	15.939	27.445	24.196	23.819	313.9
8	1'30.878	18.667	26.028	23.006	23.177	334.3
9	1'30.441	18.524	25.935	22.960	23.022	332.3
10	1'30.397	18.491	25.847	22.910	23.149	332.3
11	1'31.309	18.876	26.186	23.041	23.206	331.2
12	1'32.381	18.700	26.798	23.562	23.321	331.2
13	1'31.317	18.651	26.197	23.160	23.309	333.3
14	1'31.171	18.631	26.049	23.211	23.280	334.3
15	1'31.343	18.615	26.106	23.226	23.396	333.3
16	1'31.091	18.631	26.134	23.033	23.293	331.2
17	1'32.244	19.586	26.188	23.044	23.426	326.2
18	1'31.543	18.836	26.176	23.191	23.340	331.2
19	1'31.588	18.642	26.203	23.307	23.436	331.2
20	1'31.624	18.763	26.235	23.198	23.428	332.3
21	1'32.250	18.707	26.511	23.605	23.427	331.2
22	1'31.640	18.736	26.197	23.165	23.542	333.3
23	1'31.295	18.692	26.117	23.110	23.376	333.3
24	1'31.700	18.714	26.227	23.306	23.453	331.2
25	2'00.293 P	19.778	35.519	27.318	37.678	326.2

17th 35 **Somkiat CHANTRA** HONDA THA
 IDEMITSU Honda LCR
 Runs=3 Total laps=17 Full laps=12 Valid laps=12

Run #	Lap Time	T1	T2	T3	T4	Speed
Run # 1	Front Tyre	Slick-Soft	Rear Tyre	Slick-Medium		
		New Tyre		New Tyre		
1	2'03.423	16.948	28.899	25.160	23.961	254.7

Lap	Lap Time	T1	T2	T3	T4	Speed
2	1'31.612	18.643	26.136	23.381	23.452	332.3
3	1'31.084	18.506	26.172	23.177	23.229	333.3
4	1'31.112	18.504	26.288	23.111	23.209	334.3
5	1'30.778	18.417	26.088	23.045	23.228	331.2
6	1'30.471	18.416	26.005	22.942	23.108	330.2
7	1'45.801 P	19.832	27.143	23.435	35.391	307.6

Run #	Lap Time	T1	T2	T3	T4	Speed
Run # 2	Front Tyre	Slick-Soft	Rear Tyre	Slick-Medium		
		7 Laps at start		7 Laps at start		
8	12'05.292	16.680	35.044	25.099	23.839	313.9
9	1'31.257	18.635	26.090	23.237	23.295	329.2
10	1'35.204	18.493	30.218	23.057	23.436	328.2
11	1'30.914	18.649	25.880	23.111	23.274	329.2
12	1'30.948	18.541	25.919	23.118	23.370	328.2
13	1'31.306	18.579	26.122	23.206	23.399	324.3
14	1'44.467 P	18.783	26.191	23.195	36.298	326.2

Run #	Lap Time	T1	T2	T3	T4	Speed
Run # 3	Front Tyre	Slick-Soft	Rear Tyre	Slick-Medium		
		14 Laps at start		14 Laps at start		
15	10'04.636	17.088	31.475	27.999	25.085	291.8
16	1'31.485	18.525	26.189	23.350	23.421	331.2
17	1'31.148	18.554	26.147	23.120	23.327	326.2

18th 49 **Fabio DI GIANNANTONIO** DUCATI ITA
 Pertamina Enduro VR46 Racing Team
 Runs=3 Total laps=18 Full laps=13 Valid laps=13

Run #	Lap Time	T1	T2	T3	T4	Speed
Run # 1	Front Tyre	Slick-Soft	Rear Tyre	Slick-Medium		
		New Tyre		New Tyre		
1	6'15.317	17.483	31.632	25.641	25.228	244.8
2	1'34.662	19.198	27.316	24.121	24.027	306.8
3	1'32.723	18.819	26.603	23.592	23.709	333.3
4	1'34.673	18.698	27.971	24.311	23.693	335.4
5	1'31.728	18.640	26.136	23.387	23.565	334.3
6	1'31.091	18.628	25.921	23.228	23.314	333.3
7	1'50.785 P	19.799	27.711	24.519	38.756	295.0

Run #	Lap Time	T1	T2	T3	T4	Speed
Run # 2	Front Tyre	Slick-Soft	Rear Tyre	Slick-Medium		
		7 Laps at start		7 Laps at start		
8	7'36.133	19.833	28.880	24.320	24.022	266.6
9	1'32.414	18.840	26.393	23.505	23.676	330.2
10	1'31.554	18.702	26.081	23.276	23.495	331.2
11	1'48.277 P	18.674	26.099	23.517	39.987	333.3

Run #	Lap Time	T1	T2	T3	T4	Speed
Run # 3	Front Tyre	Slick-Soft	Rear Tyre	Slick-Medium		
		11 Laps at start		11 Laps at start		
12	9'00.388	19.475	28.838	23.903	23.820	260.8
13	1'31.552	18.639	26.257	23.228	23.428	331.2
14	1'30.925	18.578	25.899	23.128	23.320	335.4
15	1'31.107	18.589	25.874	23.159	23.485	333.3
16	1'31.134	18.593	26.028	23.157	23.356	330.2
17	1'30.537	18.534	25.768	23.002	23.233	335.4
18	1'50.630	18.620	35.090	31.226	25.694	326.2

19th 33 **Brad BINDER** KTM RSA
 Red Bull KTM Factory Racing
 Runs=2 Total laps=24 Full laps=21 Valid laps=21

Run #	Lap Time	T1	T2	T3	T4	Speed
Run # 1	Front Tyre	Slick-Medium	Rear Tyre	Slick-Medium		
		New Tyre		New Tyre		
1	1'59.611	17.367	30.434	25.294	24.786	225.0
2	1'32.478	18.785	26.436	23.664	23.593	319.5

Fastest Lap: Marc MARQUEZ Ducati Lenovo Team SPA **1'29.423** 18.378 25.465 22.672 22.908

These data/results cannot be reproduced, stored and/or transmitted in whole or in part by any manner of electronic, mechanical, photocopying, recording, broadcasting or otherwise now known or herein after developed without the previous express consent by the copyright owner, except for reproduction in daily press and regular printed publications on sale to the public within 60 days of the event related to those data/results and always provided that copyright symbol appears together as follows below.

© DORNA, 2025

Official MotoGP Timing by TISSOT

www.motogp.com

Buriram, Friday, February 28, 2025

Page 5 of 7



Free Practice Nr. 1

MotoGP™

Lap	Lap Time	T1	T2	T3	T4	Speed
3	1'40.430	18.496	33.030	25.425	23.479	337.5
4	1'33.931	18.740	28.182	23.545	23.464	337.5
5	1'31.237	18.643	26.097	23.150	23.347	336.4
6	1'31.745	18.737	26.114	23.463	23.431	335.4
7	1'33.494	18.547	27.965	23.413	23.569	336.4
8	1'31.631	18.689	26.172	23.237	23.533	333.3
9	1'48.490 P	19.030	27.076	24.096	38.288	328.2
Run #	2	Front Tyre	Slick-Soft	Rear Tyre	Slick-Soft	
			New Tyre		New Tyre	
10	9'52.942	18.690	28.786	24.520	24.186	281.2
11	1'31.635	18.751	26.148	23.425	23.311	333.3
12	1'30.688	18.545	25.806	23.069	23.268	334.3
13	1'30.892	18.600	26.005	23.052	23.235	334.3
14	1'32.170	18.583	25.931	24.358	23.298	335.4
15	1'30.729	18.573	25.847	23.107	23.202	333.3
16	1'30.848	18.557	26.141	23.010	23.140	333.3
17	1'30.640	18.507	26.020	23.063	23.050	335.4
18	1'30.942	18.561	26.061	22.971	23.349	332.3
19	1'31.251	18.686	26.158	23.021	23.386	333.3
20	1'30.698	18.611	25.935	22.982	23.170	334.3
21	1'30.801	18.628	25.904	22.985	23.284	334.3
22	1'30.820	18.532	25.965	23.010	23.313	334.3
23	1'31.029	18.592	26.054	22.991	23.392	332.3
24	1'32.735	18.597	27.133	23.385	23.620	335.4

20th **23** **Enea BASTIANINI** KTM ITA
Red Bull KTM Tech3

Runs=3 Total laps=17 Full laps=12 Valid laps=12

Run #	1	Front Tyre	Slick-Soft	Rear Tyre	Slick-Medium	
			New Tyre		New Tyre	
1	2'07.857	16.685	28.866	24.681	24.217	300.8
2	1'31.897	18.761	26.430	23.307	23.399	333.3
3	1'30.875	18.565	25.940	23.017	23.353	338.5
4	1'32.340	18.554	26.124	23.139	24.523	328.2
5	1'30.865	18.669	26.063	22.918	23.215	337.5
6	1'30.722	18.471	25.968	23.054	23.229	335.4
7	1'48.371 P	19.592	28.058	23.650	37.071	327.2
Run #	2	Front Tyre	Slick-Soft	Rear Tyre	Slick-Medium	
			7 Laps at start		7 Laps at start	
8	11'39.445	18.371	27.755	23.913	23.584	275.5
9	1'34.961	18.786	29.397	23.321	23.457	333.3
10	1'35.415	18.654	28.451	24.392	23.918	335.4
11	1'37.933	18.621	29.676	25.509	24.127	335.4
12	1'31.173	18.572	26.017	23.137	23.447	329.2
13	1'44.854 P	18.516	25.958	23.404	36.976	335.4
Run #	3	Front Tyre	Slick-Soft	Rear Tyre	Slick-Medium	
			13 Laps at start		13 Laps at start	
14	9'42.801	16.759	27.113	23.651	23.949	313.0
15	1'32.353	18.690	26.472	23.317	23.874	332.3
16	1'33.029	20.105	26.267	23.356	23.301	327.2
17	1'32.071	18.638	26.475	23.229	23.729	334.3

21st **25** **Raul FERNANDEZ** APRILIA SPA
Trackhouse MotoGP Team

Runs=3 Total laps=20 Full laps=15 Valid laps=15

Run #	1	Front Tyre	Slick-Soft	Rear Tyre	Slick-Medium	
1	2'07.857	16.685	28.866	24.681	24.217	300.8
2	1'31.897	18.761	26.430	23.307	23.399	333.3
3	1'30.875	18.565	25.940	23.017	23.353	338.5
4	1'32.340	18.554	26.124	23.139	24.523	328.2
5	1'30.865	18.669	26.063	22.918	23.215	337.5
6	1'30.722	18.471	25.968	23.054	23.229	335.4
7	1'48.371 P	19.592	28.058	23.650	37.071	327.2
8	11'39.445	18.371	27.755	23.913	23.584	275.5
9	1'34.961	18.786	29.397	23.321	23.457	333.3
10	1'35.415	18.654	28.451	24.392	23.918	335.4
11	1'37.933	18.621	29.676	25.509	24.127	335.4
12	1'31.173	18.572	26.017	23.137	23.447	329.2
13	1'44.854 P	18.516	25.958	23.404	36.976	335.4
14	9'42.801	16.759	27.113	23.651	23.949	313.0
15	1'32.353	18.690	26.472	23.317	23.874	332.3
16	1'33.029	20.105	26.267	23.356	23.301	327.2
17	1'32.071	18.638	26.475	23.229	23.729	334.3

Lap	Lap Time	T1	T2	T3	T4	Speed
1	2'39.755	16.110	28.993	24.883	24.323	278.3
2	1'32.561	19.116	26.633	23.371	23.441	328.2
3	1'31.737	18.802	26.131	23.372	23.432	332.3
4	1'31.255	18.702	26.036	23.179	23.338	329.2
5	1'34.170	18.641	27.759	24.007	23.763	331.2
6	1'31.386	18.614	26.231	23.112	23.429	329.2
7	1'35.709	21.979	26.994	23.364	23.372	253.5
8	1'31.040	18.721	26.007	22.988	23.324	327.2
9	1'44.074 P	19.168	27.053	23.883	33.970	325.3
Run #	2	Front Tyre	Slick-Hard	Rear Tyre	Slick-Medium	
			9 Laps at start		9 Laps at start	
10	8'01.738	16.931	28.124	23.792	23.650	294.2
11	1'31.904	18.677	26.666	23.028	23.533	331.2
12	1'31.803	18.687	26.065	23.497	23.554	329.2
13	1'33.354	18.712	27.606	23.481	23.555	330.2
14	1'31.498	18.706	26.116	23.090	23.586	329.2
15	1'48.814 P	20.154	27.639	24.115	36.906	262.1
Run #	3	Front Tyre	Slick-Hard	Rear Tyre	Slick-Medium	
			15 Laps at start		15 Laps at start	
16	8'02.793	16.187	28.207	23.812	24.041	312.1
17	1'31.564	18.725	26.227	23.126	23.486	332.3
18	1'31.487	18.788	26.178	23.034	23.487	327.2
19	1'31.343	18.702	26.113	23.000	23.528	329.2
20	1'32.312	18.646	26.203	23.812	23.651	331.2

22nd **32** **Lorenzo SAVADORI** APRILIA ITA
Aprilia Racing

Runs=4 Total laps=18 Full laps=11 Valid laps=11

Run #	1	Front Tyre	Slick-Soft	Rear Tyre	Slick-Medium	
			New Tyre		New Tyre	
1	2'13.886	18.398	36.092	25.183	24.549	265.3
2	1'33.550	19.071	26.816	23.744	23.919	330.2
3	1'32.447	18.943	26.413	23.474	23.617	331.2
4	1'32.389	18.904	26.388	23.469	23.628	329.2
5	1'32.069	18.848	26.268	23.363	23.590	328.2
6	1'31.929	18.852	26.217	23.312	23.548	327.2
7	1'56.295 P	20.605	32.234	25.567	37.889	316.7
Run #	2	Front Tyre	Slick-Soft	Rear Tyre	Slick-Medium	
			7 Laps at start		7 Laps at start	
8	9'45.462	21.456	28.984	24.258	23.995	279.7
9	1'54.333 P	18.909	26.425	30.054	38.945	327.2
Run #	3	Front Tyre	Slick-Soft	Rear Tyre	Slick-Medium	
			9 Laps at start		9 Laps at start	
10	4'48.818	19.198	32.148	24.917	28.248	313.0
11	1'40.531	23.816	26.976	24.348	25.391	327.2
12	1'32.044	18.845	26.349	23.295	23.555	330.2
13	1'31.923	18.902	26.227	23.286	23.508	327.2
14	1'51.682 P	20.100	28.516	25.082	37.984	318.5
Run #	4	Front Tyre	Slick-Soft	Rear Tyre	Slick-Medium	
			14 Laps at start		14 Laps at start	
15	5'54.517	25.735	34.684	24.604	32.807	147.1
16	1'32.158	18.984	26.271	23.480	23.423	328.2
17	1'31.844	18.846	26.234	23.239	23.525	327.2

Fastest Lap: Marc MARQUEZ Ducati Lenovo Team SPA **1'29.423** 18.378 25.465 22.672 22.908

These data/results cannot be reproduced, stored and/or transmitted in whole or in part by any manner of electronic, mechanical, photocopying, recording, broadcasting or otherwise now known or herein after developed without the previous express consent by the copyright owner, except for reproduction in daily press and regular printed publications on sale to the public within 60 days of the event related to those data/results and always provided that copyright symbol appears together as follows below.

© DORNA, 2025

Official MotoGP Timing by TISSOT
www.motogp.com

Buriram, Friday, February 28, 2025



Free Practice Nr. 1

MotoGP™

Lap	Lap Time	T1	T2	T3	T4	Speed	Lap	Lap Time	T1	T2	T3	T4	Speed
18	1'44.922	19.051	30.007	26.155	29.709	327.2							

Fastest Lap:	Marc MARQUEZ	Ducati Lenovo Team	SPA	1'29.423	18.378	25.465	22.672	22.908
---------------------	--------------	--------------------	-----	-----------------	--------	--------	--------	--------

These data/results cannot be reproduced, stored and/or transmitted in whole or in part by any manner of electronic, mechanical, photocopying, recording, broadcasting or otherwise now known or herein after developed without the previous express consent by the copyright owner, except for reproduction in daily press and regular printed publications on sale to the public within 60 days of the event related to those data/results and always provided that copyright symbol appears together as follows below.

© DORNA, 2025

Official MotoGP Timing by  TISSOT

www.motogp.com

Buriram, Friday, February 28, 2025

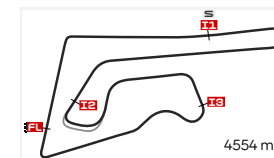
Page 7 of 7



BEST PARTIAL TIMES

PT GRAND PRIX OF THAILAND

FREE PRACTICE NR. 1



Chang International Circuit

IT Ideal Lap Time, sum of the best partial times

BT Best Lap Time

Pos	T1		T2		T3		T4		Pos	IT		BT
	Rider	Time	Rider	Time	Rider	Time	Rider	Time		Rider	Time	
1	A.MARQUEZ	18.291	M.MARQUEZ	25.465	M.MARQUEZ	22.672	M.MARQUEZ	22.908	1	M.MARQUEZ	1'29.391	1'29.423 (1)
2	F.BAGNAIA	18.340	F.MORBIDELLI	25.494	A.OGURA	22.707	F.MORBIDELLI	22.944	2	F.MORBIDELLI	1'29.523	1'29.581 (2)
3	M.MARQUEZ	18.346	M.BEZZECCHI	25.524	F.MORBIDELLI	22.715	J.MILLER	22.954	3	M.BEZZECCHI	1'29.633	1'29.851 (5)
4	F.QUARTARARO	18.355	A.OGURA	25.553	A.MARQUEZ	22.746	M.BEZZECCHI	22.978	4	A.MARQUEZ	1'29.697	1'29.944 (7)
5	F.MORBIDELLI	18.370	J.MILLER	25.554	M.BEZZECCHI	22.748	F.QUARTARARO	22.987	5	F.QUARTARARO	1'29.730	1'29.765 (3)
6	M.BEZZECCHI	18.383	F.QUARTARARO	25.558	M.OLIVEIRA	22.777	A.OGURA	23.003	6	A.OGURA	1'29.743	1'29.919 (6)
7	M.VIÑALES	18.385	M.OLIVEIRA	25.591	J.ZARCO	22.821	L.MARINI	23.007	7	J.MILLER	1'29.830	1'29.840 (4)
8	J.MIR	18.415	A.MARQUEZ	25.621	F.QUARTARARO	22.830	P.ACOSTA	23.022	8	M.OLIVEIRA	1'29.951	1'30.018 (8)
9	S.CHANTRA	18.416	M.VIÑALES	25.626	L.MARINI	22.857	A.MARQUEZ	23.039	9	M.VIÑALES	1'30.045	1'30.054 (9)
10	P.ACOSTA	18.423	F.BAGNAIA	25.679	J.MILLER	22.860	B.BINDER	23.050	10	F.BAGNAIA	1'30.096	1'30.141 (10)
11	F.ALDEGUER	18.427	A.RINS	25.712	F.ALDEGUER	22.871	J.ZARCO	23.054	11	J.ZARCO	1'30.114	1'30.219 (11)
12	M.OLIVEIRA	18.452	F.ALDEGUER	25.731	J.MIR	22.893	F.ALDEGUER	23.094	12	F.ALDEGUER	1'30.123	1'30.269 (14)
13	J.MILLER	18.462	J.MIR	25.762	A.RINS	22.894	J.MIR	23.097	13	J.MIR	1'30.167	1'30.241 (13)
14	J.ZARCO	18.466	F.DI GIANNANT	25.768	P.ACOSTA	22.910	M.VIÑALES	23.102	14	P.ACOSTA	1'30.202	1'30.385 (16)
15	E.BASTIANINI	18.471	J.ZARCO	25.773	E.BASTIANINI	22.918	S.CHANTRA	23.108	15	L.MARINI	1'30.233	1'30.233 (12)
16	A.OGURA	18.480	B.BINDER	25.806	M.VIÑALES	22.932	M.OLIVEIRA	23.131	16	A.RINS	1'30.296	1'30.341 (15)
17	B.BINDER	18.496	L.MARINI	25.814	F.BAGNAIA	22.933	A.RINS	23.136	17	B.BINDER	1'30.323	1'30.640 (19)
18	F.DI GIANNANT	18.534	P.ACOSTA	25.847	S.CHANTRA	22.942	F.BAGNAIA	23.144	18	S.CHANTRA	1'30.346	1'30.471 (17)
19	A.RINS	18.554	S.CHANTRA	25.880	B.BINDER	22.971	E.BASTIANINI	23.215	19	F.DI GIANNANTONI	1'30.537	1'30.537 (18)
20	L.MARINI	18.555	E.BASTIANINI	25.940	R.FERNANDEZ	22.988	F.DI GIANNANT	23.233	20	E.BASTIANINI	1'30.544	1'30.722 (20)
21	R.FERNANDEZ	18.614	R.FERNANDEZ	26.007	F.DI GIANNANT	23.002	R.FERNANDEZ	23.324	21	R.FERNANDEZ	1'30.933	1'31.040 (21)
22	L.SAVADORI	18.845	L.SAVADORI	26.217	L.SAVADORI	23.239	L.SAVADORI	23.423	22	L.SAVADORI	1'31.724	1'31.844 (22)

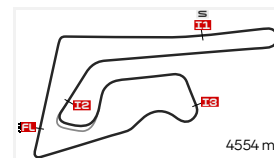
These data/results cannot be reproduced, stored and/or transmitted in whole or in part by any manner of electronic, mechanical, photocopying, recording, broadcasting or otherwise now known or herein after developed without the previous express consent by the copyright owner, except for reproduction in daily press and regular printed publications on sale to the public within 60 days of the event related to those data/results and always provided that copyright symbol appears together as follows below.

© DORNA, 2025

FASTEST LAPS SEQUENCE

PT GRAND PRIX OF THAILAND

FREE PRACTICE NR. 1



Chang International Circuit

<i>Practice Time</i>	<i>#</i>	<i>Rider</i>	<i>Nation</i>	<i>Motorcycle</i>	<i>Time</i>	<i>Km/h</i>	<i>Rider's Lap</i>
3'14.318	88	Miguel OLIVEIRA	POR	YAMAHA	1'32.814	176.6	2
3'15.465	43	Jack MILLER	AUS	YAMAHA	1'31.834	178.5	2
3'35.035	35	Somkiat CHANTRA	THA	HONDA	1'31.612	178.9	2
3'37.232	72	Marco BEZZECCHI	ITA	APRILIA	1'31.131	179.8	2
4'46.415	43	Jack MILLER	AUS	YAMAHA	1'30.950	180.2	3
5'01.557	73	Alex MARQUEZ	SPA	DUCATI	1'30.537	181.0	3
5'40.371	93	Marc MARQUEZ	SPA	DUCATI	1'30.147	181.8	3
6'39.142	72	Marco BEZZECCHI	ITA	APRILIA	1'29.998	182.1	4
7'09.963	93	Marc MARQUEZ	SPA	DUCATI	1'29.592	182.9	4
10'10.036	93	Marc MARQUEZ	SPA	DUCATI	1'29.423	183.3	6

These data/results cannot be reproduced, stored and/or transmitted in whole or in part by any manner of electronic, mechanical, photocopying, recording, broadcasting or otherwise now known or herein after developed without the previous express consent by the copyright owner, except for reproduction in daily press and regular printed publications on sale to the public within 60 days of the event related to those data/results and always provided that copyright symbol appears together as follows below.

© DORNA, 2025

Official MotoGP Timing by www.motogp.com

Buriram, Friday, February 28, 2025