

Chang International Circuit

## CLASSIFICATION

### PT GRAND PRIX OF THAILAND

#### PRACTICE

#	Rider	Nation	Team	Motorcycle	Time	Lap Total	Gap	T. Speed
1	18 Matteo BERTELLE	ITA	LEVELUP-MTA	KTM	<b>1'40.931</b>	14 17		<b>235.8</b>
2	82 Stefano NEPA	ITA	SIC58 Squadra Corse	HONDA	<b>1'41.166</b>	13 15	0.235 0.235	<b>233.7</b>
3	99 Jose Antonio RUEDA	SPA	Red Bull KTM Ajo	KTM	<b>1'41.191</b>	13 16	0.260 0.025	<b>230.2</b>
4	6 Ryusei YAMANAKA	JPN	FRINSA - MT Helmets - MSI	KTM	<b>1'41.230</b>	9 15	0.299 0.039	<b>233.7</b>
5	36 Angel PIQUERAS	SPA	FRINSA - MT Helmets - MSI	KTM	<b>1'41.261</b>	15 15	0.330 0.031	<b>233.2</b>
6	31 Adrian FERNANDEZ	SPA	Leopard Racing	HONDA	<b>1'41.370</b>	7 10	0.439 0.109	<b>231.7</b>
7	22 David ALMANSO	SPA	Leopard Racing	HONDA	<b>1'41.390</b>	7 14	0.459 0.020	<b>232.2</b>
8	64 David MUÑOZ	SPA	Liqui Moly Dynavolt Intact GP	KTM	<b>1'41.436</b>	16 16	0.505 0.046	<b>234.2</b>
9	72 Taiyo FURUSATO	JPN	Honda Team Asia	HONDA	<b>1'41.549</b>	3 14	0.618 0.113	<b>231.2</b>
10	54 Riccardo ROSSI	ITA	Rivacold Snipers Team	HONDA	<b>1'41.560</b>	12 13	0.629 0.011	<b>233.7</b>
11	10 Nicola CARRARO	ITA	Rivacold Snipers Team	HONDA	<b>1'41.587</b>	12 16	0.656 0.027	<b>234.7</b>
12	66 Joel KELSO	AUS	LEVELUP-MTA	KTM	<b>1'41.644</b>	9 17	0.713 0.057	<b>231.7</b>
13	19 Scott OGDEN	GBR	CIP Green Power	KTM	<b>1'41.668</b>	14 16	0.737 0.024	<b>234.7</b>
14	58 Luca LUNETTA	ITA	SIC58 Squadra Corse	HONDA	<b>1'41.712</b>	7 11	0.781 0.044	<b>233.7</b>
15	71 Dennis FOGGIA	ITA	CFMOTO Gaviota Aspar Team	KTM	<b>1'41.736</b>	11 12	0.805 0.024	<b>234.7</b>
16	5 Tatchakorn BUASRI	THA	Honda Team Asia	HONDA	<b>1'41.923</b>	3 9	0.992 0.187	<b>229.7</b>
17	94 Guido PINI	ITA	Liqui Moly Dynavolt Intact GP	KTM	<b>1'42.057</b>	12 14	1.126 0.134	<b>228.8</b>
18	78 Joel ESTEBAN	SPA	Red Bull KTM Tech3	KTM	<b>1'42.113</b>	7 13	1.182 0.056	<b>227.8</b>
19	83 Alvaro CARPE	SPA	Red Bull KTM Ajo	KTM	<b>1'42.132</b>	3 12	1.201 0.019	<b>233.7</b>
20	11 Adrián CRUCES	SPA	CIP Green Power	KTM	<b>1'42.279</b>	10 14	1.348 0.147	<b>233.2</b>
21	89 Marcos URIARTE	SPA	GRYD - Mlav Racing	HONDA	<b>1'42.337</b>	12 16	1.406 0.058	<b>230.7</b>
22	73 Valentin PERRONE	ARG	Red Bull KTM Tech3	KTM	<b>1'42.395</b>	14 17	1.464 0.058	<b>229.2</b>
23	14 Cormac BUCHANAN	NZE	DENSSI Racing - BOE	KTM	<b>1'42.449</b>	10 13	1.518 0.054	<b>229.7</b>
24	21 Ruche MOODLEY	RSA	DENSSI Racing - BOE	KTM	<b>1'42.679</b>	7 9	1.748 0.230	<b>231.2</b>
25	34 Jakob ROSENTHALER	AUT	CFMOTO Gaviota Aspar Team	KTM	<b>1'42.956</b>	3 16	2.025 0.277	<b>231.2</b>

#### Not classified

8 Eddie O'SHEA GBR GRYD - Mlav Racing HONDA

#### Practice condition: Dry

Air: 35°  
Humidity: 32%  
Ground: 57°

Fastest Lap:	Lap: 14	Matteo BERTELLE	1'40.931	162.4 Km/h
Best Race Lap:	2024	Luca LUNETTA	1'41.231	161.9 Km/h
All-Time Lap Record:	2024	David ALONSO	1'40.544	163.0 Km/h

The results are provisional until the end of the limit for protest and appeals.

Time limit for protest expires 60' after publication of the results - ..... Time: **14:05**

These data/results cannot be reproduced, stored and/or transmitted in whole or in part by any manner of electronic, mechanical, photocopying, recording, broadcasting or otherwise now known or herein after developed without the previous express consent by the copyright owner, except for reproduction in daily press and regular printed publications on sale to the public within 60 days of the event related to those data/results and always provided that copyright symbol appears together as follows below.

© DORNA, 2025

Official MotoGP Timing by TISSOT

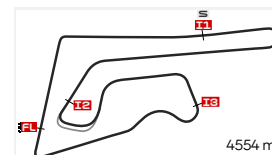
www.motogp.com

Buriram, Friday, February 28, 2025

# TOP SPEED & AVERAGE

## PT GRAND PRIX OF THAILAND

### PRACTICE



Chang International Circuit

#	Rider	Nation	Motorcycle	Top 5 speeds					Average	Top
18	Matteo BERTELLE	ITA	KTM	235.8	233.2	230.2	230.2	229.7	231.5	<b>235.8</b>
10	Nicola CARRARO	ITA	HONDA	234.7	234.2	233.7	231.2	231.2	233.0	<b>234.7</b>
19	Scott OGDEN	GBR	KTM	234.7	234.2	233.7	231.7	231.2	233.1	<b>234.7</b>
71	Dennis FOGGIA	ITA	KTM	234.7	234.2	232.7	232.2	232.2	233.0	<b>234.7</b>
64	David MUÑOZ	SPA	KTM	234.2	233.7	233.2	232.7	231.2	232.5	<b>234.2</b>
6	Ryusei YAMANAKA	JPN	KTM	233.7	230.7	230.2	230.2	229.2	230.8	<b>233.7</b>
54	Riccardo ROSSI	ITA	HONDA	233.7	230.2	228.8	228.8	227.8	229.5	<b>233.7</b>
58	Luca LUNETTA	ITA	HONDA	233.7	230.2	230.2	229.7	229.2	230.6	<b>233.7</b>
82	Stefano NEPA	ITA	HONDA	233.7	232.7	232.2	230.2	230.2	231.8	<b>233.7</b>
83	Alvaro CARPE	SPA	KTM	233.7	232.7	232.7	232.7	231.7	232.7	<b>233.7</b>
11	Adrián CRUCES	SPA	KTM	233.2	228.3	227.8	227.3	227.3	228.5	<b>233.2</b>
36	Angel PIQUERAS	SPA	KTM	233.2	233.2	232.7	231.7	230.7	232.3	<b>233.2</b>
22	David ALMANSA	SPA	HONDA	232.2	231.7	230.2	229.2	229.2	230.5	<b>232.2</b>
31	Adrian FERNANDEZ	SPA	HONDA	231.7	230.7	230.7	229.7	229.2	230.2	<b>231.7</b>
66	Joel KELSO	AUS	KTM	231.7	231.2	230.7	230.2	229.7	230.7	<b>231.7</b>
21	Ruche MOODLEY	RSA	KTM	231.2	229.7	227.8	227.3	226.4	228.5	<b>231.2</b>
34	Jakob ROSENTHALER	AUT	KTM	231.2	228.3	227.8	226.4	226.4	228.0	<b>231.2</b>
72	Taiyo FURUSATO	JPN	HONDA	231.2	230.7	230.2	228.8	228.8	229.9	<b>231.2</b>
89	Marcos URIARTE	SPA	HONDA	230.7	225.4	224.0	224.0	224.0	225.6	<b>230.7</b>
99	Jose Antonio RUEDA	SPA	KTM	230.2	229.2	228.8	228.8	228.3	228.8	<b>230.2</b>
5	Tatchakorn BUASRI	THA	HONDA	229.7	229.2	228.8	228.3	227.8	228.6	<b>229.7</b>
14	Cormac BUCHANAN	NZE	KTM	229.7	228.8	227.8	226.4	225.9	227.7	<b>229.7</b>
73	Valentin PERRONE	ARG	KTM	229.2	229.2	227.3	226.8	226.8	227.9	<b>229.2</b>
94	Guido PINI	ITA	KTM	228.8	228.3	227.8	226.4	226.4	227.5	<b>228.8</b>
78	Joel ESTEBAN	SPA	KTM	227.8	227.3	226.4	225.9	225.9	226.7	<b>227.8</b>
8	Eddie O'SHEA	GBR	HONDA	219.9	219.0	218.6	217.7	215.5	218.1	<b>219.9</b>

These data/results cannot be reproduced, stored and/or transmitted in whole or in part by any manner of electronic, mechanical, photocopying, recording, broadcasting or otherwise now known or herein after developed without the previous express consent by the copyright owner, except for reproduction in daily press and regular printed publications on sale to the public within 60 days of the event related to those data/results and always provided that copyright symbol appears together as follows below.

© DORNA, 2025

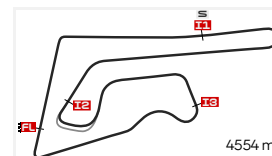
Official MotoGP Timing by [www.motogp.com](http://www.motogp.com)

Buriram, Friday, February 28, 2025

# CHRONOLOGICAL ANALYSIS OF PERFORMANCES

## PT GRAND PRIX OF THAILAND

### PRACTICE



Chang International Circuit

\* Lap / Sector time cancelled  
P Crossing the finish line in pit lane

T1 Time from finish line to 1st intermediate  
T2 Time from 1st intermed. to 2nd intermed.

T3 Time from 2nd intermed. to 3rd intermed.  
T4 Time from 3rd intermediate to finish line

Lap	Lap Time	T1	T2	T3	T4	Speed	Lap	Lap Time	T1	T2	T3	T4	Speed	
<b>1st</b>	<b>18</b>	<b>Matteo BERTELLE</b>					LEVELUP-MTA	ITA						
		Runs=3	Total laps=17	Full laps=12	Valid laps=9									
1	2'23.625	19.100	31.509	24.496	25.282	226.8	4	1'42.487 *	23.384	30.152	23.804	25.147 *	226.4	
2	1'42.185 *	23.293	29.922	23.872	25.098 *	229.7	5	<b>1'42.401</b>	23.576	30.229	23.639	24.957	226.8	
3	<b>1'42.081</b>	23.261	29.966	23.849	25.005	229.2	6	<b>1'42.291</b>	23.370	30.092	23.776	25.053	228.3	
4	<b>1'41.810</b>	23.154	29.933	23.778	24.945	230.2	7	<b>1'42.037</b>	23.352	30.070	23.504	25.111	228.8	
5	<b>1'43.404</b>	23.370	30.447	24.105	25.482	229.7	8	<b>1'41.698</b>	23.270	29.884	23.482	25.062	230.2	
6	<b>1'44.358</b>	23.448	32.041	23.711	25.158	226.8	9	<b>1'41.371</b>	23.177	29.851	23.492	24.851	228.8	
7	<b>1'42.081</b>	23.081	29.873	23.781	25.346	235.8	10	1'55.951 P	23.323	30.661	24.081 *	37.886	223.6	
8	<b>1'42.180</b>	23.137	29.936	23.871	25.236	233.2	11	8'24.054 *	18.301	31.142	26.481 *	26.069 *	226.4	
9	1'59.421 P	24.062	30.546	25.245	39.568	210.1	12	<b>1'41.490</b>	23.232	29.877	23.640	24.741	229.2	
10	4'59.812 *	19.418	31.274	24.200	25.255 *	221.3	13	<b>1'41.191</b>	23.316	29.778	23.428	24.669	226.4	
11	1'55.660 P	23.470	30.096	24.081	38.013	225.9	14	<b>1'41.256</b>	23.202	29.746	23.552	24.756	228.3	
12	4'08.533	19.248	31.343	24.322	25.183	214.7	15	1'41.578 *	23.278	29.794	23.443	25.063 *	227.8	
13	1'41.704 *	23.101	29.867 *	23.760	24.976	228.8	16	<b>1'41.496</b>	23.312	29.861	23.428	24.895	227.8	
14	<b>1'40.931</b>	23.213	29.484	23.551	24.683	228.3								
15	1'44.445 *	23.626	29.960	23.816	27.043	223.6								
16	<b>1'45.741</b>	23.629	31.642	24.532	25.938	229.2								
17	<b>1'43.984</b>	23.316	30.075	25.011	25.582	230.2								
<b>4th</b>	<b>6</b>	<b>Ryusei YAMANAKA</b>					FRINSA - MT Helmets - JPN							
		Runs=3	Total laps=15	Full laps=10	Valid laps=8									
1	1'52.525	18.548	31.073	24.653	25.370	224.0	5	6'09.219	18.541	30.491	24.176	25.085	225.9	
2	<b>1'42.583</b>	23.391	30.138	24.096	24.958	229.2	6	<b>1'41.745</b>	23.232	29.886	23.598	25.029	230.7	
3	<b>1'42.541</b>	23.244	30.052	24.206	25.039	227.8	7	<b>1'41.378</b>	23.188	29.719	23.663	24.808	228.3	
4	1'55.274 P	23.373	30.087	24.098	37.716	226.8	8	1'43.077 *	23.091	29.766	23.536	26.684 *	228.3	
5	6'09.219	18.541	30.491	24.176	25.085	225.9	9	<b>1'41.230</b>	22.977	29.743	23.697	24.813	233.7	
6	<b>1'41.745</b>	23.232	29.886	23.598	25.029	230.7	10	1'56.851 P	23.393	30.144	24.284	39.030	230.2	
7	<b>1'41.378</b>	23.188	29.719	23.663	24.808	228.3	11	6'20.877	19.502	30.412	24.106	25.328	222.6	
8	1'43.077 *	23.091	29.766	23.536	26.684 *	228.3	12	<b>1'41.624</b>	23.209	29.605	23.983	24.827	227.8	
9	<b>1'41.230</b>	22.977	29.743	23.697	24.813	233.7	13	<b>1'41.312</b>	23.130	29.620	23.679	24.883	230.2	
10	1'56.851 P	23.393	30.144	24.284	39.030	230.2	14	1'41.677 *	23.425	29.718	23.753	24.781 *	226.8	
11	6'20.877	19.502	30.412	24.106	25.328	222.6	15	<b>1'41.773</b>	23.424	29.894	23.699	24.756	226.8	
12	<b>1'41.624</b>	23.209	29.605	23.983	24.827	227.8								
13	<b>1'41.312</b>	23.130	29.620	23.679	24.883	230.2								
14	1'41.677 *	23.425	29.718	23.753	24.781 *	226.8								
15	<b>1'41.773</b>	23.424	29.894	23.699	24.756	226.8								
<b>5th</b>	<b>36</b>	<b>Angel PIQUERAS</b>					FRINSA - MT Helmets - SPA							
		Runs=3	Total laps=15	Full laps=10	Valid laps=8									
1	1'48.079	18.760	30.987	24.294	25.363	222.6	5	6'11.061	18.489	30.530	24.315	25.241	230.2	
2	<b>1'42.865</b>	23.433	30.195	23.934	25.303	229.2	6	<b>1'41.514</b>	23.247	29.787	23.562	24.918	233.2	
3	<b>1'42.725</b>	23.437	30.124	24.136	25.028	227.3	7	<b>1'41.269</b>	22.997	29.791	23.632	24.849	233.2	
4	1'57.910 P	23.477	30.399	24.614	39.420	227.3	8	1'41.640 *	23.030	29.893	23.710	25.007 *	232.7	
5	6'11.061	18.489	30.530	24.315	25.241	230.2	9	1'42.543 *	23.290	29.884	23.966	25.403 *	226.8	
6	<b>1'41.514</b>	23.247	29.787	23.562	24.918	233.2								
7	<b>1'41.269</b>	22.997	29.791	23.632	24.849	233.2								
8	1'41.640 *	23.030	29.893	23.710	25.007 *	232.7								
9	1'42.543 *	23.290	29.884	23.966	25.403 *	226.8								

**Fastest Lap:** Matteo BERTELLE LEVELUP-MTA ITA **1'40.931** 23.213 29.484 23.551 24.683

These data/results cannot be reproduced, stored and/or transmitted in whole or in part by any manner of electronic, mechanical, photocopying, recording, broadcasting or otherwise now known or herein after developed without the previous express consent by the copyright owner, except for reproduction in daily press and regular printed publications on sale to the public within 60 days of the event related to those data/results and always provided that copyright symbol appears together as follows below.

© DORNA, 2025

Official MotoGP Timing by

www.motogp.com

Buriram, Friday, February 28, 2025

## Practice

## Moto3™

Lap	Lap Time	T1	T2	T3	T4	Speed	
10	1'56.523	P	23.586	30.126	24.365	38.446	230.7
11	6'20.514		19.431	30.312	24.371	25.000	221.7
12	1'41.703		23.401	29.657	23.911	24.734	225.9
13	1'42.705		23.328	29.819	24.458	25.100	227.8
14	1'41.641		23.410	29.696	23.705	24.830	228.3
15	1'41.261		23.183	29.648	23.602	24.828	231.7

6th 31		Adrian FERNANDEZ		Leopard Racing		SPA	
Runs=3	Total laps=10	Full laps=4	Valid laps=3				
1	2'40.104		19.364	31.888	24.420	25.078	229.2
2	1'42.887	*	23.260	30.044	24.032	25.551	230.7
3	1'42.139		23.305	29.981	24.016	24.837	229.7
4	1'57.142		23.324	29.919	23.871	40.028	230.7
5	2'00.315	P	25.068	30.097	24.215	40.935	229.2
6	13'50.545		19.131	30.683	23.893	25.163	227.8
7	1'41.370		23.340	29.487	23.813	24.730	231.7
8	2'01.090	P	23.358	31.314	25.784	40.634	227.3
9	5'10.648		19.688	30.365	24.151	24.984	223.1
10	2'30.710	P	23.513	30.010	53.092	44.095	223.6

7th 22		David ALMANSA		Leopard Racing		SPA	
Runs=3	Total laps=14	Full laps=8	Valid laps=6				
1	2'22.471		19.590	31.265	24.708	25.425	228.3
2	1'42.530		23.454	30.050	23.863	25.163	230.2
3	1'42.372		23.439	30.041	23.919	24.973	229.2
4	1'42.077		23.260	29.928	23.985	24.904	231.7
5	1'56.099	P	23.545	30.047	24.090	38.417	227.3
6	9'02.467	*	21.463	30.557	23.564	24.851	198.5
7	1'41.390		23.133	29.606	23.664	24.987	232.2
8	1'57.682	P	23.512	30.470	24.256	39.444	229.2
9	5'32.749		20.258	31.867	26.448	26.366	216.8
10	1'55.828	*	23.467	29.965	23.695	38.701	224.0
11	1'45.142		25.025	30.497	24.264	25.356	216.4
12	1'43.070		23.785	30.067	23.944	25.274	223.1
13	1'43.582	*	23.662	30.117	24.129	25.674	224.0
14	2'12.252	P	27.986	33.918	26.801	43.547	181.2

8th 64		David MUÑOZ		Liqui Moly Dynavolt Int		SPA	
Runs=2	Total laps=16	Full laps=13	Valid laps=12				
1	2'19.197		20.808	31.281	25.488	26.072	213.0
2	1'42.514		23.416	29.948	24.052	25.098	228.3
3	1'42.608		23.437	29.995	23.978	25.198	226.8
4	1'47.747		23.438	33.877	24.388	26.044	226.8
5	1'42.277		23.225	30.067	23.844	25.141	231.2
6	1'42.435		23.201	30.230	23.826	25.178	232.7
7	1'44.249		23.444	30.192	23.913	26.700	227.3
8	1'41.455		23.160	29.666	23.661	24.968	234.2
9	1'42.772		23.194	29.881	23.782	25.915	231.2
10	2'00.242	P	23.127	30.878	25.267	40.970	229.7
11	9'13.136		19.781	31.601	25.877	28.082	212.5
12	1'48.178	*	23.471	30.639	25.132	28.936	226.8
13	1'42.485		23.465	29.872	23.990	25.158	231.2
14	1'41.479		23.173	29.791	23.711	24.804	233.2
15	1'47.677		23.498	32.343	25.181	26.655	227.3
16	1'41.436		23.125	29.632	23.661	25.018	233.7

Lap	Lap Time	T1	T2	T3	T4	Speed	
9th 72							
1	2'43.308		18.835	31.240	24.037	25.272	226.4
2	1'42.262		23.417	30.145	23.794	24.906	228.8
3	1'41.549		23.193	29.832	23.644	24.880	230.7
4	1'42.310		23.453	30.100	23.760	24.997	226.4
5	1'43.058		23.564	30.161	24.100	25.233	225.9
6	1'42.822		23.492	30.127	23.835	25.368	228.8
7	1'42.684		23.450	30.319	23.547	25.368	231.2
8	1'56.025	P	23.462	30.279	23.680	38.604	228.3
9	12'05.861		18.578	30.314	23.682	24.904	223.6
10	1'42.004		23.476	29.840	23.686	25.002	225.0
11	1'41.641		23.467	29.805	23.571	24.798	225.0
12	1'42.083	*	23.592	29.846	23.621	25.024	225.9
13	1'42.489		23.490	30.000	23.892	25.107	227.8
14	1'42.028		23.260	29.853	23.594	25.321	230.2

10th 54		Riccardo ROSSI		Rivacold Snipers Team		ITA	
Runs=2	Total laps=13	Full laps=9	Valid laps=7				
1	2'41.233	*	19.209	31.647	24.696	25.665	223.1
2	1'43.705		23.575	30.471	24.458	25.201	225.9
3	1'42.549		23.348	30.254	24.009	24.938	228.8
4	1'42.307		23.308	30.138	23.793	25.068	228.8
5	1'45.127	*	23.409	30.224	25.921	25.573	227.8
6	2'03.903	P	23.598	30.436	25.857	44.012	225.0
7	12'14.658	*	18.774	30.735	24.083	25.116	224.0
8	1'41.966		23.305	29.771	24.004	24.886	230.2
9	1'45.246		23.263	30.813	25.726	25.444	225.4
10	1'46.626	*	23.492	32.600	24.684	25.850	223.1
11	1'42.141		23.368	29.698	23.908	25.167	227.8
12	1'41.560		23.048	29.890	23.707	24.915	233.7
13	2'36.918	P	27.407	37.525	43.353	48.633	169.0

11th 10		Nicola CARRARO		Rivacold Snipers Team		ITA	
Runs=3	Total laps=16	Full laps=11	Valid laps=7				
1	2'56.114	*	23.329	31.718	25.429	25.869	219.9
2	1'42.874		23.192	30.207	24.298	25.177	234.2
3	1'43.513		23.396	30.030	24.950	25.137	229.2
4	1'43.001	*	23.299	30.195	24.033	25.474	233.7
5	1'43.386		23.585	30.289	24.113	25.399	231.2
6	1'42.325		23.257	30.040	23.895	25.133	234.7
7	1'59.652	P	23.360	30.061	23.918	42.313	230.2
8	4'45.678	*	20.897	30.686	23.868	25.492	222.6
9	1'43.045	*	23.513	30.201	23.960	25.371	223.1
10	1'56.045	P	23.520	30.237	24.062	38.226	224.5
11	4'57.352	*	18.114	29.972	25.159	26.155	227.3
12	1'41.587		23.218	29.856	23.744	24.769	228.8
13	1'42.604	*	23.329	29.959	24.023	25.293	226.8
14	1'47.079		23.976	31.232	24.567	27.304	224.0
15	1'42.291		23.205	29.878	23.780	25.428	231.2
16	1'46.073	*	23.427	32.443	24.307	25.896	226.8

**Fastest Lap:** Matteo BERTELLE LEVELUP-MTA ITA 1'40.931 23.213 29.484 23.551 24.683

These data/results cannot be reproduced, stored and/or transmitted in whole or in part by any manner of electronic, mechanical, photocopying, recording, broadcasting or otherwise now known or herein after developed without the previous express consent by the copyright owner, except for reproduction in daily press and regular printed publications on sale to the public within 60 days of the event related to those data/results and always provided that copyright symbol appears together as follows below.

© DORNA, 2025

Official MotoGP Timing by TISSOT

www.motogp.com

Buriram, Friday, February 28, 2025

Page 2 of 5



Practice

Moto3™

Lap	Lap Time	T1	T2	T3	T4	Speed
<b>12th</b>	<b>66</b>	<b>Joel KELSO</b>		LEVELUP-MTA		AUS
		Runs=2	Total laps=17	Full laps=14	Valid laps=12	
1	2'24.651	20.097	33.952	24.433	25.328	220.8
2	1'41.577 *	23.239	29.811	23.549	24.978 *	230.2
3	1'41.868	23.278	29.710	23.769	25.111	229.7
4	1'43.608	23.151	29.957	25.151	25.349	231.2
5	1'42.478	23.529	29.967	23.849	25.133	227.8
6	1'42.494	23.318	30.161	23.815	25.200	228.8
7	1'42.490	23.475	29.968	23.802	25.245	228.3
8	1'43.942	23.249	32.030	23.692	24.971	230.7
9	1'41.644	23.062	29.803	23.665	25.114	231.7
10	1'46.575	23.616	32.620	24.520	25.819	223.1
11	1'59.195 P	23.476	30.303	24.493	40.923	223.1
12	7'33.937	18.963	30.442	23.971	25.028	222.6
13	1'41.832 *	23.303	29.822 *	23.656	25.051	225.9
14	1'42.544	23.505	29.936	24.017	25.086	223.1
15	1'41.844	23.444	29.886	23.610	24.904	226.8
16	1'46.462	23.963	32.579	24.526	25.394	216.4
17	1'42.604	23.530	30.067	23.905	25.102	225.9

<b>13th</b>	<b>19</b>	<b>Scott OGDEN</b>		CIP Green Power		GBR
		Runs=2	Total laps=16	Full laps=12	Valid laps=10	
1	2'56.324 *	20.492	31.290	25.165	25.887 *	221.3
2	1'42.177	23.219	29.999	23.952	25.007	231.7
3	1'45.144 *	23.133	30.338	23.719	27.954 *	233.7
4	1'42.321 *	23.533	30.003	23.731	25.054 *	227.8
5	1'42.308	23.220	30.029	23.970	25.089	234.7
6	1'42.443	23.515	30.009	23.782	25.137	227.8
7	1'42.018	23.354	29.853	23.686	25.125	229.7
8	1'41.960	23.425	29.811	23.649	25.075	229.2
9	1'41.842	23.292	29.862	23.652	25.036	228.3
10	2'04.346 P	24.350	32.090	26.497	41.409	202.6
11	8'12.341	19.242	30.689	26.849	26.942	222.2
12	1'41.669	23.169	29.765	23.953	24.782	231.2
13	1'41.684	23.078	29.597	24.109	24.900	234.2
14	1'41.668	23.412	29.693	23.695	24.868	227.3
15	1'45.332	23.531	32.681	24.054	25.066	226.8
16	2'04.908 P	23.342	29.778	26.343	45.445	229.2

<b>14th</b>	<b>58</b>	<b>Luca LUNETTA</b>		SIC58 Squadra Corse		ITA
		Runs=2	Total laps=11	Full laps=8	Valid laps=5	
1	4'07.823 *	20.369	30.483	23.910	25.179 *	227.8
2	1'42.427 *	23.455	30.055	23.872	25.045	227.3
3	1'42.638	23.601	30.152	23.850	25.035	226.8
4	1'42.162	23.367	30.002	23.914	24.879	229.7
5	1'41.881	23.308	29.982	23.663	24.928	230.2
6	1'43.700	23.269	30.084	23.794	26.553	233.7
7	1'41.712	23.321	29.779	23.628	24.984	230.2
8	1'44.835 *	23.116	30.004	23.901	27.814 *	228.3
9	2'37.656 P	23.352	29.715	23.800	1'20.789	226.4
10	15'56.349 *	18.980	32.124	24.000 *	25.259	214.7
11	1'41.813 *	23.358	29.888 *	23.771	24.796	229.2

<b>15th</b>	<b>71</b>	<b>Dennis FOGGIA</b>		CFMOTO Gaviota Aspar		ITA
		Runs=2	Total laps=12	Full laps=9	Valid laps=6	

Lap	Lap Time	T1	T2	T3	T4	Speed
1	2'55.872 *	18.777	31.108	25.062	25.770 *	230.7
2	1'42.414	23.312	30.025	23.915	25.162	234.7
3	1'44.038 *	23.281	30.561 *	25.004	25.192	232.2
4	1'42.949 *	23.421	30.077	24.015	25.436 *	231.2
5	1'43.344	23.637	30.168	24.099	25.440	231.2
6	1'57.749 P	23.494	30.198	26.431	37.626	232.7
7	15'06.469 *	18.508	30.362	25.528	26.174 *	228.3
8	1'41.844	23.235	29.773	23.822	25.014	232.2
9	1'43.617 *	23.246	29.629	24.005	26.737 *	234.2
10	1'42.278	23.510	30.107	23.710	24.951	230.2
11	1'41.736	23.359	29.686	23.741	24.950	231.7
12	1'48.052	23.297	29.909	27.325	27.521	232.2

<b>16th</b>	<b>5</b>	<b>Tatchakorn BUASRI</b>		Honda Team Asia		THA
		Runs=2	Total laps=9	Full laps=6	Valid laps=6	
1	2'43.723	18.760	30.775	24.323	25.315	226.4
2	1'42.990	23.120	30.146	24.429	25.295	228.8
3	1'41.923	23.229	29.960	23.805	24.929	227.8
4	1'42.081	23.217	29.976	23.736	25.152	228.3
5	1'41.985	23.366	29.896	23.713	25.010	229.2
6	1'42.487	23.454	30.073	23.805	25.155	229.7
7	1'42.644	23.517	30.023	23.639	25.465	226.4
8	2'00.755 P	23.471	33.618	24.385	39.281	227.8
9	12'02.206 *	18.610	30.346	23.887 *	25.038	223.6
	unfinished	23.323	1'04.508			225.4

<b>17th</b>	<b>94</b>	<b>Guido PINI</b>		Liqui Moly Dynavolt Int		ITA
		Runs=3	Total laps=14	Full laps=9	Valid laps=6	
1	2'16.915	20.935	31.568	24.533	25.578	204.5
2	2'01.244 P	23.644	30.244	24.034	43.322	226.4
3	9'27.784	19.228	30.487	24.157	25.393	225.0
4	1'42.853	23.504	30.058	24.060	25.231	228.3
5	1'42.715	23.388	30.189	23.988	25.150	225.9
6	1'42.795	23.422	30.175	24.016	25.182	224.5
7	1'42.865	23.548	30.119	24.024	25.174	224.0
8	1'57.619 P	23.938	31.213	24.729	37.739	220.4
9	5'14.816	19.234	30.394	24.259	25.283	219.5
10	1'43.068 *	23.536	30.148 *	24.078	25.306 *	224.5
11	1'42.320	23.500	30.048	23.802	24.970	224.5
12	1'42.057	23.486	29.810	23.736	25.025	226.4
13	1'43.041 *	23.508	29.925	24.161 *	25.447	228.8
14	1'44.056 *	23.430	30.020 *	25.417	25.189	227.8

<b>18th</b>	<b>78</b>	<b>Joel ESTEBAN</b>		Red Bull KTM Tech3		SPA
		Runs=3	Total laps=13	Full laps=8	Valid laps=6	
1	1'55.135	18.836	30.509	24.211	25.389	225.9
2	1'42.856	23.627	30.165	23.970	25.094	226.4
3	1'42.448	23.517	30.073	23.787	25.071	225.4
4	1'46.540	23.635	30.221	27.444	25.240	224.5
5	1'57.059 P	23.624	30.249	23.717	39.469	224.5
6	5'36.869	19.248	31.963	24.508	25.070	222.2
7	1'42.113	23.410	30.022	23.725	24.956	227.3
8	1'42.094 *	23.432	29.953	23.646	25.063 *	224.5
9	1'56.951 P	23.750	30.634	24.471	38.096	219.0
10	10'07.226	25.480	32.743	25.448	27.119	205.7

**Fastest Lap:** Matteo BERTELLE LEVELUP-MTA ITA **1'40.931** 23.213 29.484 23.551 24.683

These data/results cannot be reproduced, stored and/or transmitted in whole or in part by any manner of electronic, mechanical, photocopying, recording, broadcasting or otherwise now known or herein after developed without the previous express consent by the copyright owner, except for reproduction in daily press and regular printed publications on sale to the public within 60 days of the event related to those data/results and always provided that copyright symbol appears together as follows below.

© DORNA, 2025

Official MotoGP Timing by TISSOT

www.motogp.com

Buriram, Friday, February 28, 2025



## Practice

## Moto3™

Lap	Lap Time	T1	T2	T3	T4	Speed	Lap	Lap Time	T1	T2	T3	T4	Speed						
11	1'42.477	23.438	29.996	24.051	24.992	225.9	<b>22nd</b>	<b>73</b>	<b>Valentin PERRONE</b> Red Bull KTM Tech3 ARG				Runs=3 Total laps=17 Full laps=11 Valid laps=9						
12	1'46.508	23.694	32.520	24.785	25.509	224.5			1	1'55.296	18.991	31.126		24.628	25.382	221.7			
13	1'44.652 *	23.482	29.870	25.572	25.728 *	227.8			2	1'43.579	23.492	30.557		24.298	25.232	227.3			
<b>19th</b>									<b>83</b>	<b>Alvaro CARPE</b> Red Bull KTM Ajo SPA				Runs=2 Total laps=12 Full laps=9 Valid laps=5					
1	2'55.473 *	20.142	31.628	25.347 *	25.597	223.6			3	1'43.072	23.418	30.368		24.062	25.224	226.8			
2	1'43.959	23.354	30.270	24.235	26.100	232.7			4	1'43.462	23.525	30.439		24.186	25.312	224.5			
3	1'42.132	23.161	29.903	24.020	25.048	233.7			5	1'44.190	23.734	30.674		24.129	25.653	221.7			
4	1'42.240 *	23.402	29.946	23.879	25.013 *	228.8			6	1'44.321 *	23.861 *	30.694		24.244 *	25.522	223.6			
5	1'45.416	24.053	30.254	24.109	27.000	225.0			7	1'47.608	23.523	30.809		27.681	25.595	229.2			
6	1'48.856 P	23.139	30.017	23.899 *	31.801	232.7			8	1'56.718 P	23.671	30.670		24.236	38.141	225.0			
7	15'13.879 *	18.609	30.235	25.349 *	25.774 *	227.8			9	2'25.968	19.204	30.813		24.223	25.440	222.2			
8	1'46.727	23.570	30.281	27.905	24.971	224.5			10	1'43.219 *	23.503	30.534		23.953	25.229 *	224.0			
9	1'42.018 *	23.276	29.757	23.784	25.201 *	228.3			11	1'42.755	23.547	30.227		23.840	25.141	224.0			
10	1'43.401	23.951	30.107	24.102	25.241	227.3			12	1'57.163 P	23.575 *	30.376		24.108	39.104	226.8			
11	1'42.743 *	23.291	29.676	23.835	25.941	231.7			13	4'47.026	18.192	30.620		24.091	25.190	224.0			
12	1'42.743 *	23.387	30.302	23.895 *	25.159	232.7			14	1'42.395	23.442	30.052		23.806	25.095	225.4			
<b>20th</b>									<b>11</b>	<b>Adrián CRUCES</b> CIP Green Power SPA				Runs=2 Total laps=14 Full laps=11 Valid laps=7					
1	2'19.427	19.744	31.342	25.154	26.802	220.8	15	1'42.695	23.479	30.151	23.866	25.199	225.9						
2	1'43.343 *	23.490	30.152	24.193 *	25.508	228.3	16	1'43.044	23.340	30.259	23.995	25.450	229.2						
3	1'43.466	23.531	30.413	24.065	25.457	224.5	17	2'04.924 P	26.052	33.141	26.223	39.508	199.6						
4	1'43.726	24.259	30.506	23.908	25.053	220.8	<b>23rd</b>							<b>14</b>		<b>Cormac BUCHANAN</b> DENSSI Racing - BOE NZE		Runs=2 Total laps=13 Full laps=9 Valid laps=6	
5	1'43.313	23.676	30.253	23.973	25.411	225.9	1	2'25.504	19.528	33.166	24.642	25.705	225.0						
6	1'45.397 *	23.499	32.134	24.173 *	25.591	227.3	2	1'44.080 *	23.553	30.451	24.301	25.775 *	229.7						
7	1'43.731	23.653	30.252	24.145	25.681	227.8	3	1'44.094	23.622	30.487	24.440	25.545	225.4						
8	2'01.031 P	24.768	31.241	24.514	40.508	207.2	4	1'43.932	23.630	30.434	24.369	25.499	225.4						
9	12'09.451	19.943	30.451	26.759	26.545	211.7	5	1'44.035	23.668	30.457	24.267	25.643	225.4						
10	1'42.279	23.327	30.033	23.958	24.961	227.3	6	1'44.400	23.667	30.432	24.395	25.906	226.4						
11	1'43.417 *	23.300	29.755	24.683 *	25.679	227.3	7	2'00.983 P	25.789	31.209	24.559	39.426	212.1						
12	1'42.342	23.266	30.032	24.055	24.989	233.2	8	14'19.576	19.148	30.315	24.130	25.213	222.2						
13	1'45.410	24.463	30.960	24.589	25.398	218.1	9	1'42.363 *	23.356	30.106 *	23.802	25.099	225.4						
14	1'46.091 *	23.650	31.876	24.943	25.622 *	224.0	10	1'42.449	23.511	29.956	23.872	25.110	225.9						
<b>21st</b>							<b>89</b>	<b>Marcos URIARTE</b> GRYD - Mlav Racing SPA				Runs=2 Total laps=16 Full laps=13 Valid laps=13							
1	2'03.271	20.335	32.239	27.601	27.364	194.2	11	1'45.892 *	23.584	30.067 *	24.742	27.499	225.0						
2	1'49.802	23.660	30.221	30.450	25.471	223.1	12	1'42.980	23.492	30.181	23.988	25.319	228.8						
3	1'43.353	23.720	30.475	23.888	25.270	220.4	13	2'20.622 P	23.429	48.546	27.825	40.822	227.8						
4	1'43.377	23.740	30.308	24.102	25.227	220.4	<b>24th</b>							<b>21</b>		<b>Ruche MOODLEY</b> DENSSI Racing - BOE RSA		Runs=2 Total laps=9 Full laps=6 Valid laps=6	
5	1'48.416	25.443	31.880	24.924	26.169	212.1	1	2'44.637	29.546	32.905	24.616	25.487	216.8						
6	1'43.778	23.897	30.471	23.964	25.446	221.3	2	1'45.596 *	23.232	30.234	26.260 *	25.870	231.2						
7	1'46.315	24.068	31.437	24.583	26.227	216.8	3	1'44.354	23.685	30.444	24.980	25.245	225.0						
8	1'43.801	23.729	30.708	24.003	25.361	223.6	unfinished		23.540	30.561	24.415	226.4							
9	1'42.824	23.388	30.221	23.777	25.438	224.0	4	1'39.112 *	18.114	30.658 *	25.002	25.338	219.5						
10	1'57.630 P	23.488	30.366	24.244	39.532	224.0	5	1'42.822 *	23.366	30.166 *	24.147	25.143	227.3						
11	8'50.793	17.988	30.089	24.902	25.909	223.6	6	1'42.709	23.430	30.224	23.919	25.136	225.9						
12	1'42.337	23.192	30.194	23.673	25.278	230.7	7	1'42.679	23.373	30.042	24.061	25.203	227.8						
13	1'43.561	23.661	30.637	23.904	25.359	222.2	8	1'44.701	23.972	31.087	24.198	25.444	222.6						
14	1'44.317	23.594	30.350	24.556	25.817	224.0	9	1'47.104	23.284	30.138	24.722	28.960	229.7						
15	1'43.190	23.931	30.094	23.822	25.343	222.2	<b>25th</b>							<b>34</b>		<b>Jakob ROSENTHALER</b> CFMOTO Gaviota Aspar AUT		Runs=3 Total laps=16 Full laps=11 Valid laps=6	
16	1'43.631	23.564	30.473	23.894	25.700	225.4	1	1'48.369	22.597	31.023	24.329	25.247	223.1						
<b>Fastest Lap:</b> Matteo BERTELLE LEVELUP-MTA ITA							1'40.931		23.213	29.484	23.551	24.683							

These data/results cannot be reproduced, stored and/or transmitted in whole or in part by any manner of electronic, mechanical, photocopying, recording, broadcasting or otherwise now known or herein after developed without the previous express consent by the copyright owner, except for reproduction in daily press and regular printed publications on sale to the public within 60 days of the event related to those data/results and always provided that copyright symbol appears together as follows below.

© DORNA, 2025

Official MotoGP Timing by TISSOT

www.motogp.com

Buriram, Friday, February 28, 2025

Page 4 of 5



## Practice

Moto3™

Lap	Lap Time		T1	T2	T3	T4	Speed	Lap	Lap Time	T1	T2	T3	T4	Speed
5	1'44.317	*	23.779	30.536	24.534	25.468	*	224.5						
6	<b>1'50.977</b>		23.896	34.092	26.708	26.281		224.5						
7	1'59.176	P	23.892	30.757	24.990	39.537		226.4						
8	2'12.092		19.802	30.830	24.416	26.112		227.8						
9	<b>1'43.870</b>		23.752	30.317	24.457	25.344		226.4						
10	1'59.859	P	24.336	* 31.250	25.189	* 39.084		220.4						
11	9'09.974		20.237	32.038	25.218	25.572		225.0						
12	1'43.548	*	23.771	30.186	* 24.491	<b>25.100</b>		223.6						
13	<b>1'47.185</b>		23.861	30.555	26.591	26.178		224.0						
14	<b>1'43.819</b>		23.797	<b>30.150</b>	24.483	25.389		225.0						
15	1'43.662	*	23.795	30.209	24.292	* 25.366		225.9						
16	1'43.875	*	23.782	30.319	* 24.250	25.524		225.9						

26th		8	Eddie O'SHEA		GRYD - Mlav Racing		GBR
		Runs=4	Total laps=6		Full laps=1		Valid laps=0
1	2'16.408	P	19.520	31.885	27.424	41.265	215.5
2	8'51.723	P	20.428	37.827	28.796	40.106	217.7
3	6'34.821	P	20.719	32.231	25.486	40.148	209.3
4	9'34.285		19.746	<b>31.331</b>	<b>24.688</b>	<b>26.311</b>	219.0
5	1'56.801	*	<b>24.052</b>	36.732	* 30.419	25.598	* 218.6
6	2'11.380	P	<b>23.930</b>	34.999	31.729	40.722	<b>219.9</b>

**Fastest Lap:** Matteo BERTELLE LEVELUP-MTA ITA **1'40.931** 23.213 29.484 23.551 24.683

These data/results cannot be reproduced, stored and/or transmitted in whole or in part by any manner of electronic, mechanical, photocopying, recording, broadcasting or otherwise now known or herein after developed without the previous express consent by the copyright owner, except for reproduction in daily press and regular printed publications on sale to the public within 60 days of the event related to those data/results and always provided that copyright symbol appears together as follows below.

° DORNA, 2025

Official MotoGP Timing by  TISSOT

www.motogp.com

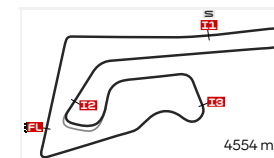
Buriram, Friday, February 28, 2025

Page 5 of 5

# BEST PARTIAL TIMES

## PT GRAND PRIX OF THAILAND

### PRACTICE



Chang International Circuit

*IT* Ideal Lap Time, sum of the best partial times

*BT* Best Lap Time

Pos	T1		T2		T3		T4		Pos	IT		BT
	Rider	Time	Rider	Time	Rider	Time	Rider	Time		Rider	Time	
1	R.YAMANAKA	22.977	M.BERTELLE	29.484	J.RUEDA	23.428	J.RUEDA	24.669	1	M.BERTELLE	1'40.799	1'40.931 (1)
2	<b>A.PIQUERAS</b>	<b>22.997</b>	<b>A.FERNANDEZ</b>	<b>29.487</b>	<b>S.NEPA</b>	<b>23.497</b>	<b>M.BERTELLE</b>	<b>24.683</b>	2	R.YAMANAKA	1'40.874	1'41.230 (4)
3	R.ROSSI	23.048	S.OGDEN	29.597	R.YAMANAKA	23.536	S.NEPA	24.716	3	A.PIQUERAS	1'40.941	1'41.261 (5)
4	<b>J.KELSO</b>	<b>23.062</b>	<b>R.YAMANAKA</b>	<b>29.605</b>	<b>T.FURUSATO</b>	<b>23.547</b>	<b>A.FERNANDEZ</b>	<b>24.730</b>	4	J.RUEDA	1'41.020	1'41.191 (3)
5	S.OGDEN	23.078	D.ALMANSA	29.606	J.KELSO	23.549	A.PIQUERAS	24.734	5	S.NEPA	1'41.088	1'41.166 (2)
6	<b>M.BERTELLE</b>	<b>23.081</b>	<b>D.FOGGIA</b>	<b>29.629</b>	<b>M.BERTELLE</b>	<b>23.551</b>	<b>R.YAMANAKA</b>	<b>24.756</b>	6	S.OGDEN	1'41.106	1'41.668 (13)
7	S.NEPA	23.087	D.MUÑOZ	29.632	A.PIQUERAS	23.562	N.CARRARO	24.769	7	D.ALMANSA	1'41.207	1'41.390 (7)
8	<b>L.LUNETTA</b>	<b>23.116</b>	<b>A.PIQUERAS</b>	<b>29.648</b>	<b>D.ALMANSA</b>	<b>23.564</b>	<b>S.OGDEN</b>	<b>24.782</b>	8	D.MUÑOZ	1'41.222	1'41.436 (8)
9	T.BUASRI	23.120	A.CARPE	29.676	L.LUNETTA	23.628	L.LUNETTA	24.796	9	J.KELSO	1'41.225	1'41.644 (12)
10	<b>D.MUÑOZ</b>	<b>23.125</b>	<b>R.ROSSI</b>	<b>29.698</b>	<b>T.BUASRI</b>	<b>23.639</b>	<b>T.FURUSATO</b>	<b>24.798</b>	10	L.LUNETTA	1'41.255	1'41.712 (14)
11	D.ALMANSA	23.133	J.KELSO	29.710	J.ESTEBAN	23.646	D.MUÑOZ	24.804	11	A.FERNANDEZ	1'41.290	1'41.370 (6)
12	<b>A.CARPE</b>	<b>23.139</b>	<b>L.LUNETTA</b>	<b>29.715</b>	<b>S.OGDEN</b>	<b>23.649</b>	<b>R.ROSSI</b>	<b>24.886</b>	12	R.ROSSI	1'41.339	1'41.560 (10)
13	J.RUEDA	23.177	J.RUEDA	29.746	D.MUÑOZ	23.661	D.ALMANSA	24.904	13	T.FURUSATO	1'41.343	1'41.549 (9)
14	<b>N.CARRARO</b>	<b>23.192</b>	<b>A.CRUCES</b>	<b>29.755</b>	<b>M.URIARTE</b>	<b>23.673</b>	<b>J.KELSO</b>	<b>24.904</b>	14	D.FOGGIA	1'41.524	1'41.736 (15)
15	M.URIARTE	23.192	S.NEPA	29.788	R.ROSSI	23.707	T.BUASRI	24.929	15	N.CARRARO	1'41.561	1'41.587 (11)
16	<b>T.FURUSATO</b>	<b>23.193</b>	<b>T.FURUSATO</b>	<b>29.805</b>	<b>D.FOGGIA</b>	<b>23.710</b>	<b>D.FOGGIA</b>	<b>24.950</b>	16	A.CARPE	1'41.570	1'42.132 (19)
17	R.MOODLEY	23.232	G.PINI	29.810	G.PINI	23.736	J.ESTEBAN	24.956	17	T.BUASRI	1'41.584	1'41.923 (16)
18	<b>D.FOGGIA</b>	<b>23.235</b>	<b>N.CARRARO</b>	<b>29.856</b>	<b>N.CARRARO</b>	<b>23.744</b>	<b>A.CRUCES</b>	<b>24.961</b>	18	J.ESTEBAN	1'41.882	1'42.113 (18)
19	A.FERNANDEZ	23.260	J.ESTEBAN	29.870	A.CARPE	23.784	G.PINI	24.970	19	A.CRUCES	1'41.890	1'42.279 (20)
20	<b>A.CRUCES</b>	<b>23.266</b>	<b>T.BUASRI</b>	<b>29.896</b>	<b>C.BUCHANAN</b>	<b>23.802</b>	<b>A.CARPE</b>	<b>24.971</b>	20	G.PINI	1'41.904	1'42.057 (17)
21	V.PERRONE	23.340	C.BUCHANAN	29.956	V.PERRONE	23.806	V.PERRONE	25.095	21	M.URIARTE	1'42.181	1'42.337 (21)
22	<b>C.BUCHANAN</b>	<b>23.356</b>	<b>R.MOODLEY</b>	<b>30.042</b>	<b>A.FERNANDEZ</b>	<b>23.813</b>	<b>C.BUCHANAN</b>	<b>25.099</b>	22	C.BUCHANAN	1'42.213	1'42.449 (23)
23	G.PINI	23.388	V.PERRONE	30.052	A.CRUCES	23.908	J.ROSENTHALER	25.100	23	V.PERRONE	1'42.293	1'42.395 (22)
24	<b>J.ESTEBAN</b>	<b>23.410</b>	<b>M.URIARTE</b>	<b>30.089</b>	<b>R.MOODLEY</b>	<b>23.919</b>	<b>R.MOODLEY</b>	<b>25.136</b>	24	R.MOODLEY	1'42.329	1'42.679 (24)
25	J.ROSENTHALER	23.429	J.ROSENTHALER	30.150	J.ROSENTHALER	24.118	M.URIARTE	25.227	25	J.ROSENTHALER	1'42.797	1'42.956 (25)

These data/results cannot be reproduced, stored and/or transmitted in whole or in part by any manner of electronic, mechanical, photocopying, recording, broadcasting or otherwise now known or herein after developed without the previous express consent by the copyright owner, except for reproduction in daily press and regular printed publications on sale to the public within 60 days of the event related to those data/results and always provided that copyright symbol appears together as follows below.

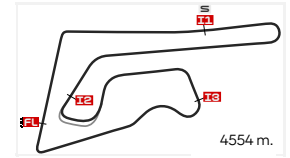
© DORNA, 2025



# BEST PARTIAL TIMES

## PT GRAND PRIX OF THAILAND

### PRACTICE



Chang International Circuit

*IT* Ideal Lap Time, sum of the best partial times

*BT* Best Lap Time

Pos	T1		T2		T3		T4		Pos	Rider	IT	BT	
	Rider	Time	Rider	Time	Rider	Time	Rider	Time					
26	E.O'SHEA	23.930	E.O'SHEA	31.331	E.O'SHEA	24.688	E.O'SHEA	26.311	-1	E.O'SHEA			(-1)

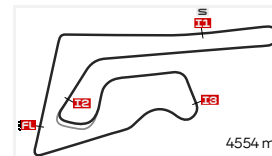
These data/results cannot be reproduced, stored and/or transmitted in whole or in part by any manner of electronic, mechanical, photocopying, recording, broadcasting or otherwise now known or herein after developed without the previous express consent by the copyright owner, except for reproduction in daily press and regular printed publications on sale to the public within 60 days of the event related to those data/results and always provided that copyright symbol appears together as follows below.

© DORNA, 2025

# FASTEST LAPS SEQUENCE

## PT GRAND PRIX OF THAILAND

### PRACTICE



Chang International Circuit

<i>Practice Time</i>	<i>#</i>	<i>Rider</i>	<i>Nation</i>	<i>Motorcycle</i>	<i>Time</i>	<i>Km/h</i>	<i>Rider's Lap</i>
<b>3'30.944</b>	36	<b>Angel PIQUERAS</b>	SPA	KTM	<b>1'42.865</b>	159.3	2
<b>3'35.108</b>	6	<b>Ryusei YAMANAKA</b>	JPN	KTM	<b>1'42.583</b>	159.8	2
<b>4'01.711</b>	64	<b>David MUÑOZ</b>	SPA	KTM	<b>1'42.514</b>	159.9	2
<b>4'25.570</b>	72	<b>Taiyo FURUSATO</b>	JPN	HONDA	<b>1'42.262</b>	160.3	2
<b>4'38.501</b>	19	<b>Scott OGDEN</b>	GBR	KTM	<b>1'42.177</b>	160.4	2
<b>5'47.891</b>	18	<b>Matteo BERTELLE</b>	ITA	KTM	<b>1'42.081</b>	160.6	3
<b>5'48.096</b>	66	<b>Joel KELSO</b>	AUS	KTM	<b>1'41.868</b>	160.9	3
<b>6'07.119</b>	72	<b>Taiyo FURUSATO</b>	JPN	HONDA	<b>1'41.549</b>	161.4	3
<b>14'22.482</b>	64	<b>David MUÑOZ</b>	SPA	KTM	<b>1'41.455</b>	161.5	8
<b>16'32.513</b>	99	<b>Jose Antonio RUEDA</b>	SPA	KTM	<b>1'41.371</b>	161.7	9
<b>16'45.423</b>	36	<b>Angel PIQUERAS</b>	SPA	KTM	<b>1'41.269</b>	161.8	7
<b>20'09.572</b>	6	<b>Ryusei YAMANAKA</b>	JPN	KTM	<b>1'41.230</b>	161.9	9
<b>30'15.199</b>	99	<b>Jose Antonio RUEDA</b>	SPA	KTM	<b>1'41.191</b>	162.0	13
<b>30'47.785</b>	18	<b>Matteo BERTELLE</b>	ITA	KTM	<b>1'40.931</b>	162.4	14

These data/results cannot be reproduced, stored and/or transmitted in whole or in part by any manner of electronic, mechanical, photocopying, recording, broadcasting or otherwise now known or herein after developed without the previous express consent by the copyright owner, except for reproduction in daily press and regular printed publications on sale to the public within 60 days of the event related to those data/results and always provided that copyright symbol appears together as follows below.

© DORNA, 2025

Official MotoGP Timing by [www.motogp.com](http://www.motogp.com)

Buriram, Friday, February 28, 2025