

Chang International Circuit

# CLASSIFICATION

## PT GRAND PRIX OF THAILAND

### PRACTICE

#	Rider	Nation	Team	Motorcycle	Time	Lap Total	Gap	T. Speed
1	10 Diogo MOREIRA	BRA	Italtrans Racing Team	KALEX	<b>1'35.030</b>	14 17		<b>276.2</b>
2	18 Manuel GONZALEZ	SPA	Liqui Moly Dynavolt Intact GP	KALEX	<b>1'35.088</b>	3 15	0.058 0.058	<b>276.2</b>
3	53 Deniz ÖNCÜ	TUR	Red Bull KTM Ajo	KALEX	<b>1'35.228</b>	14 17	0.198 0.140	<b>278.3</b>
4	64 Mario AJI	INA	Idemitsu Honda Team Asia	KALEX	<b>1'35.259</b>	10 14	0.229 0.031	<b>275.5</b>
5	9 Jorge NAVARRO	SPA	KLINT Forward Factory Team	FORWARD	<b>1'35.315</b>	13 16	0.285 0.056	<b>274.8</b>
6	24 Marcos RAMIREZ	SPA	OnlyFans American Racing Team	KALEX	<b>1'35.368</b>	18 19	0.338 0.053	<b>274.8</b>
7	96 Jake DIXON	GBR	ELF Marc VDS Racing Team	BOSCOSCURO	<b>1'35.390</b>	18 18	0.360 0.022	<b>276.9</b>
8	75 Albert ARENAS	SPA	ITALJET Gresini Moto2	KALEX	<b>1'35.399</b>	16 17	0.369 0.009	<b>273.4</b>
9	81 Senna AGIUS	AUS	Liqui Moly Dynavolt Intact GP	KALEX	<b>1'35.422</b>	16 19	0.392 0.023	<b>277.6</b>
10	21 Alonso LOPEZ	SPA	Team HDR Heidrun	BOSCOSCURO	<b>1'35.424</b>	16 19	0.394 0.002	<b>275.5</b>
11	44 Aron CANET	SPA	Fantic Racing LINO SONEGO	KALEX	<b>1'35.426</b>	17 18	0.396 0.002	<b>273.4</b>
12	28 Izan GUEVARA	SPA	BLU CRU Pramac Yamaha Moto2	BOSCOSCURO	<b>1'35.430</b>	13 13	0.400 0.004	<b>282.7</b>
13	12 Filip SALAC	CZE	ELF Marc VDS Racing Team	BOSCOSCURO	<b>1'35.435</b>	15 16	0.405 0.005	<b>276.2</b>
14	7 Barry BALTUS	BEL	Fantic Racing LINO SONEGO	KALEX	<b>1'35.465</b>	3 18	0.435 0.030	<b>273.4</b>
15	15 Darryn BINDER	RSA	ITALJET Gresini Moto2	KALEX	<b>1'35.469</b>	14 17	0.439 0.004	<b>275.5</b>
16	13 Celestino VIETTI	ITA	Team HDR Heidrun	BOSCOSCURO	<b>1'35.548</b>	17 20	0.518 0.079	<b>279.7</b>
17	27 Daniel HOLGADO	SPA	CFMOTO Inde Aspar Team	KALEX	<b>1'35.628</b>	15 18	0.598 0.080	<b>276.9</b>
18	71 Ayumu SASAKI	JPN	RW - Idrofoglia Racing GP	KALEX	<b>1'35.655</b>	4 10	0.625 0.027	<b>279.0</b>
19	16 Joe ROBERTS	USA	OnlyFans American Racing Team	KALEX	<b>1'35.692</b>	16 19	0.662 0.037	<b>271.3</b>
20	14 Tony ARBOLINO	ITA	BLU CRU Pramac Yamaha Moto2	BOSCOSCURO	<b>1'35.698</b>	17 17	0.668 0.006	<b>277.6</b>
21	80 David ALONSO	COL	CFMOTO Inde Aspar Team	KALEX	<b>1'35.721</b>	17 18	0.691 0.023	<b>279.7</b>
22	84 Zonta VD GOORBERGH	NED	RW-Idrofoglia Racing GP	KALEX	<b>1'35.882</b>	11 14	0.852 0.161	<b>278.3</b>
23	4 Ivan ORTOLA	SPA	QJMOTOR - FRINSA - MSI	BOSCOSCURO	<b>1'35.890</b>	2 18	0.860 0.008	<b>283.4</b>
24	92 Yuki KUNII	JPN	Idemitsu Honda Team Asia	KALEX	<b>1'36.101</b>	13 18	1.071 0.211	<b>276.2</b>
25	99 Adrian HUERTAS	SPA	Italtrans Racing Team	KALEX	<b>1'36.119</b>	16 19	1.089 0.018	<b>274.8</b>
26	95 Collin VEIJER	NED	Red Bull KTM Ajo	KALEX	<b>1'36.124</b>	9 19	1.094 0.005	<b>276.2</b>
27	11 Alex ESCRIG	SPA	KLINT Forward Factory Team	FORWARD	<b>1'36.450</b>	4 16	1.420 0.326	<b>271.3</b>
28	66 Oscar GUTIERREZ	SPA	QJMOTOR - FRINSA - MSI	BOSCOSCURO	<b>1'36.464</b>	2 16	1.434 0.014	<b>279.0</b>

Practice condition: Dry

Air: 35°

Humidity: 32%

Ground: 56°

**Fastest Lap:**
**Best Race Lap:**
**All-Time Lap Record:**

Lap: 14	<b>Diogo MOREIRA</b>	<b>1'35.030</b>	172.5 Km/h
2024	<b>Ai OGURA</b>	<b>1'35.597</b>	171.4 Km/h
2025	<b>Manuel GONZALEZ</b>	<b>1'34.591</b>	173.3 Km/h

The results are provisional until the end of the limit for protest and appeals.

 Time limit for protest expires 60' after publication of the results - ..... Time: ..... **15:01**

These data/results cannot be reproduced, stored and/or transmitted in whole or in part by any manner of electronic, mechanical, photocopying, recording, broadcasting or otherwise now known or herein after developed without the previous express consent by the copyright owner, except for reproduction in daily press and regular printed publications on sale to the public within 60 days of the event related to those data/results and always provided that copyright symbol appears together as follows below.

© DORNA, 2025

Official MotoGP Timing by

www.motogp.com

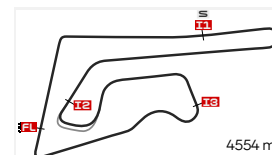
Buriram, Friday, February 28, 2025

**Thanavit THEARAKIT**

# TOP SPEED & AVERAGE

## PT GRAND PRIX OF THAILAND

### PRACTICE



Chang International Circuit

#	Rider	Nation	Motorcycle	Top 5 speeds					Average	Top
4	Ivan ORTOLA	SPA	BOSCOSCURO	283.4	283.4	281.2	279.7	279.7	281.2	<b>283.4</b>
28	Izan GUEVARA	SPA	BOSCOSCURO	282.7	282.7	278.3	278.3	277.6	279.9	<b>282.7</b>
13	Celestino VIETTI	ITA	BOSCOSCURO	279.7	279.0	279.0	278.3	278.3	278.7	<b>279.7</b>
80	David ALONSO	COL	KALEX	279.7	278.3	277.6	277.6	277.6	277.9	<b>279.7</b>
66	Oscar GUTIERREZ	SPA	BOSCOSCURO	279.0	278.3	277.6	276.9	276.9	277.6	<b>279.0</b>
71	Ayumu SASAKI	JPN	KALEX	279.0	279.0	276.9	275.5	273.4	276.8	<b>279.0</b>
53	Deniz ÖNCÜ	TUR	KALEX	278.3	276.9	276.2	276.2	275.5	276.6	<b>278.3</b>
84	Zonta VD GOORBERGH	NED	KALEX	278.3	276.2	273.4	273.4	272.7	274.2	<b>278.3</b>
14	Tony ARBOLINO	ITA	BOSCOSCURO	277.6	276.9	276.2	276.2	276.2	276.6	<b>277.6</b>
81	Senna AGIUS	AUS	KALEX	277.6	276.9	276.9	276.2	276.2	276.8	<b>277.6</b>
27	Daniel HOLGADO	SPA	KALEX	276.9	276.9	276.2	276.2	275.5	276.0	<b>276.9</b>
96	Jake DIXON	GBR	BOSCOSCURO	276.9	276.2	276.2	275.5	275.5	276.0	<b>276.9</b>
10	Diogo MOREIRA	BRA	KALEX	276.2	275.5	275.5	274.8	274.1	275.2	<b>276.2</b>
12	Filip SALAC	CZE	BOSCOSCURO	276.2	275.5	275.5	275.5	274.8	275.4	<b>276.2</b>
18	Manuel GONZALEZ	SPA	KALEX	276.2	275.5	274.1	274.1	273.4	274.0	<b>276.2</b>
92	Yuki KUNII	JPN	KALEX	276.2	275.5	274.8	274.8	274.8	275.2	<b>276.2</b>
95	Collin VEIJER	NED	KALEX	276.2	274.8	274.8	274.8	274.8	275.1	<b>276.2</b>
15	Darryn BINDER	RSA	KALEX	275.5	275.5	274.1	274.1	273.4	274.3	<b>275.5</b>
21	Alonso LOPEZ	SPA	BOSCOSCURO	275.5	274.8	274.1	273.4	273.4	273.9	<b>275.5</b>
64	Mario AJI	INA	KALEX	275.5	272.0	272.0	271.3	270.6	271.8	<b>275.5</b>
9	Jorge NAVARRO	SPA	FORWARD	274.8	272.7	272.0	272.0	272.0	272.7	<b>274.8</b>
24	Marcos RAMIREZ	SPA	KALEX	274.8	274.1	274.1	274.1	273.4	274.0	<b>274.8</b>
99	Adrian HUERTAS	SPA	KALEX	274.8	274.8	273.4	272.0	271.3	273.3	<b>274.8</b>
7	Barry BALTUS	BEL	KALEX	273.4	272.7	272.7	272.0	272.0	272.5	<b>273.4</b>
44	Aron CANET	SPA	KALEX	273.4	272.7	272.0	272.0	272.0	272.4	<b>273.4</b>
75	Albert ARENAS	SPA	KALEX	273.4	273.4	273.4	272.7	272.7	272.9	<b>273.4</b>
11	Alex ESCRIG	SPA	FORWARD	271.3	271.3	270.0	270.0	269.3	270.2	<b>271.3</b>
16	Joe ROBERTS	USA	KALEX	271.3	270.6	270.6	270.6	270.6	270.7	<b>271.3</b>

These data/results cannot be reproduced, stored and/or transmitted in whole or in part by any manner of electronic, mechanical, photocopying, recording, broadcasting or otherwise now known or herein after developed without the previous express consent by the copyright owner, except for reproduction in daily press and regular printed publications on sale to the public within 60 days of the event related to those data/results and always provided that copyright symbol appears together as follows below.

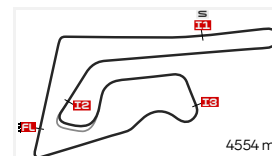
© DORNA, 2025

Official MotoGP Timing by [www.motogp.com](http://www.motogp.com)

Buriram, Friday, February 28, 2025

# CHRONOLOGICAL ANALYSIS OF PERFORMANCES

## PT GRAND PRIX OF THAILAND PRACTICE



Chang International Circuit

\* Lap / Sector time cancelled  
P Crossing the finish line in pit lane

T1 Time from finish line to 1st intermediate  
T2 Time from 1st intermed. to 2nd intermed.

T3 Time from 2nd intermed. to 3rd intermed.  
T4 Time from 3rd intermediate to finish line

Lap	Lap Time	T1	T2	T3	T4	Speed	Lap	Lap Time	T1	T2	T3	T4	Speed	
<b>1st</b>	<b>10</b>	<b>Diogo MOREIRA</b>					Italtrans Racing Team	BRA						
		Runs=3	Total laps=17	Full laps=12	Valid laps=11									
1	2'10.506	17.655	28.459	23.955	24.177	268.6	3	<b>1'36.216</b>	20.763	27.680	23.614	24.159	274.8	
2	<b>1'38.249</b>	20.790	27.631	24.931	24.897	276.2	4	<b>1'36.063</b>	20.793	27.594	23.627	24.049	274.8	
3	<b>1'36.158</b>	20.704	27.695	23.469	24.290	274.8	5	<b>1'35.970</b>	20.650	27.554	23.655	24.111	274.8	
4	<b>1'35.855</b>	20.821	27.580	23.393	24.061	275.5	6	1'51.169	P	20.779	28.315	24.821	37.254	274.8
5	1'54.102	P	20.800	28.127	26.607	38.568	273.4	7	6'54.212	16.862	27.954	23.641	23.985	270.6
6	9'25.220	17.660	28.493	23.700	24.266	263.4	8	<b>1'35.230</b>	20.589	27.364	23.400	23.877	276.2	
7	<b>1'36.138</b>	20.814	27.670	23.562	24.092	273.4	9	<b>1'35.303</b>	20.523	27.472	23.353	23.955	276.9	
8	<b>1'36.081</b>	20.741	27.652	23.614	24.074	275.5	10	<b>1'37.692</b>	20.596	27.584	23.389	26.123	276.2	
9	<b>1'36.362</b>	20.818	27.796	23.591	24.157	272.0	11	<b>1'36.486</b>	20.816	27.681	23.618	24.371	274.8	
10	<b>1'36.311</b>	20.879	27.667	23.562	24.203	272.7	12	1'50.097	P	20.794	27.916	23.877	37.510	274.1
11	<b>1'36.723</b>	20.815	27.716	23.731	24.461	272.7	13	8'36.785	17.122	28.968	26.071	23.948	270.6	
12	1'51.753	P	20.924	27.868	24.655	38.306	272.7	14	<b>1'35.228</b>	20.748	27.393	23.239	23.848	275.5
13	6'46.616	17.163	28.757	23.437	24.809	265.3	15	1'35.485	*	20.421	27.467	23.496	* 24.101	278.3
14	<b>1'35.030</b>	20.659	27.317	23.195	23.859	274.1	16	<b>1'38.824</b>	23.495	27.808	23.538	23.983	261.5	
15	1'35.946	*	20.636	27.681	23.487	24.142	* 272.0	17	<b>1'35.493</b>	20.732	27.391	23.379	23.991	274.8
16	<b>1'36.109</b>	20.914	27.489	23.464	24.242	269.3								
17	<b>1'38.628</b>	20.928	29.420	23.876	24.404	271.3								
<b>2nd</b>	<b>18</b>	<b>Manuel GONZALEZ</b>					Liqui Moly Dynavolt Int	SPA						
		Runs=2	Total laps=15	Full laps=12	Valid laps=11									
1	2'08.975	17.561	29.008	24.930	24.773	257.7								
2	<b>1'35.129</b>	20.600	27.470	23.290	23.769	273.4								
3	<b>1'35.088</b>	20.626	27.430	23.224	23.808	273.4								
4	<b>1'35.180</b>	20.587	27.552	23.173	23.868	273.4								
5	<b>1'35.404</b>	20.551	27.544	23.294	24.015	274.1								
6	<b>1'35.372</b>	20.636	27.479	23.304	23.953	273.4								
7	<b>1'36.331</b>	20.642	27.670	23.932	24.087	275.5								
8	<b>1'35.358</b>	20.630	27.460	23.321	23.947	273.4								
9	<b>1'36.343</b>	20.622	27.744	23.675	24.302	276.2								
10	<b>1'36.058</b>	20.818	27.792	23.431	24.017	272.0								
11	<b>1'35.686</b>	20.753	27.508	23.345	24.080	274.1								
12	1'54.535	P	21.520	29.881	25.091	38.043	255.9							
13	12'14.347	17.391	28.772	24.387	24.820	263.4								
14	1'34.711	*	20.510	27.405	23.079	23.717	* 273.4							
15	<b>1'42.100</b>	20.702	30.968	25.656	24.774	272.0								
	unfinished	20.532	27.435			270.6								
<b>4th</b>	<b>64</b>	<b>Mario AJI</b>					Idemitsu Honda Team	INA						
		Runs=2	Total laps=14	Full laps=11	Valid laps=11									
1	3'22.007	19.715	28.466	24.085	24.465	257.1								
2	<b>1'35.845</b>	20.811	27.572	23.566	23.896	270.6								
3	<b>1'45.818</b>	20.837	30.481	25.390	29.110	270.6								
4	<b>1'36.104</b>	20.883	27.891	23.364	23.966	271.3								
5	<b>1'35.695</b>	20.785	27.695	23.297	23.918	272.0								
6	<b>1'40.572</b>	20.802	30.683	23.847	25.240	269.3								
7	<b>1'36.220</b>	20.948	27.690	23.448	24.134	270.0								
8	1'58.908	P	21.146	33.368	23.849	40.545	268.6							
9	17'03.227	18.047	29.786	24.451	25.115	264.0								
10	<b>1'35.259</b>	20.670	27.452	23.149	23.988	272.0								
11	<b>1'41.221</b>	20.759	29.973	25.596	24.893	270.6								
12	<b>1'36.111</b>	20.760	27.584	23.506	24.261	275.5								
13	<b>1'38.134</b>	20.904	29.053	23.758	24.419	268.6								
14	<b>1'36.237</b>	20.902	27.676	23.470	24.189	270.0								
<b>5th</b>	<b>9</b>	<b>Jorge NAVARRO</b>					KLINT Forward Factory	SPA						
		Runs=3	Total laps=16	Full laps=11	Valid laps=11									
1	2'19.838	17.400	30.264	24.242	25.402	267.3								
2	<b>1'37.605</b>	20.720	28.085	24.246	24.554	274.8								
3	<b>1'35.859</b>	20.675	27.768	23.516	23.900	272.7								
4	<b>1'35.774</b>	20.721	27.693	23.343	24.017	272.0								
5	<b>1'35.832</b>	20.691	27.710	23.422	24.009	270.6								
6	<b>1'36.000</b>	20.816	27.700	23.425	24.059	272.0								
7	1'56.570	P	22.333	* 28.947	23.980	41.310	253.5							
8	9'39.203	18.003	28.355	23.819	24.416	265.3								

**Fastest Lap:** Diogo MOREIRA Italtrans Racing Team BRA **1'35.030** 20.659 27.317 23.195 23.859

These data/results cannot be reproduced, stored and/or transmitted in whole or in part by any manner of electronic, mechanical, photocopying, recording, broadcasting or otherwise now known or herein after developed without the previous express consent by the copyright owner, except for reproduction in daily press and regular printed publications on sale to the public within 60 days of the event related to those data/results and always provided that copyright symbol appears together as follows below.

© DORNA, 2025

Official MotoGP Timing by

www.motogp.com

Buriram, Friday, February 28, 2025

## Practice

## Moto2™

Lap	Lap Time	T1	T2	T3	T4	Speed
9	<b>1'36.284</b>	20.922	27.771	23.521	24.070	270.0
10	<b>1'36.327</b>	20.704	27.973	23.572	24.078	271.3
11	<b>1'53.310</b> P	20.637	27.805	23.608	41.260	271.3
12	<b>7'59.395</b>	18.886	28.746	24.211	33.350	262.1
13	<b>1'35.315</b>	20.614	27.569	23.317	23.815	272.0
14	<b>1'41.342</b>	20.670	32.297	23.769	24.606	271.3
15	<b>1'36.137</b>	20.818	27.718	23.510	24.091	270.0
16	<b>1'40.162</b>	21.124	29.006	24.791	25.241	254.7

Lap	Lap Time	T1	T2	T3	T4	Speed
2	<b>1'37.120</b>	20.950	28.002	23.886	24.282	272.0
3	<b>1'36.273</b>	20.738	27.729	23.672	24.134	273.4
4	<b>1'36.373</b>	20.799	27.792	23.668	24.114	271.3
5	<b>1'36.486</b>	20.751	27.847	23.653	24.235	272.7
6	<b>1'50.597</b> P	20.838	27.671	23.703	38.385	272.7
7	<b>6'04.019</b>	21.622	28.622	23.924	24.143	252.3
8	<b>1'36.416</b>	20.764	27.550	24.009	24.093	272.7
9	<b>1'35.807</b>	20.691	27.648	23.503	23.965	272.7
10	<b>1'36.288</b>	20.669	27.943	23.467	24.209	273.4
11	<b>1'35.793</b>	20.701	27.605	23.441	24.046	272.7
12	<b>1'50.693</b> P	20.733	27.694	23.508	38.758	272.7
13	<b>9'24.057</b>	20.566	28.264	23.534	24.141	261.5
14	<b>1'39.955</b>	20.825	27.588	23.618	27.924	272.7
15	<b>1'41.111</b> *	20.672	27.558	28.708 *	24.173	271.3
16	<b>1'35.399</b>	20.598	27.443	23.429	23.929	273.4
17	<b>1'35.659</b>	20.698	27.419	23.482	24.060	272.7

**6th 24 Marcos RAMIREZ** OnlyFans American Raci SPA  
Runs=3 Total laps=19 Full laps=14 Valid laps=13

1	<b>1'50.335</b>	19.401	30.893	24.238	24.550	226.8
2	<b>1'37.512</b>	21.035	27.767	23.661	25.049	267.9
3	<b>1'37.588</b>	22.009	27.799	23.613	24.167	273.4
4	<b>1'36.039</b>	20.890	27.632	23.493	24.024	267.9
5	<b>1'36.130</b>	20.663	27.740	23.474	24.253	274.1
6	<b>1'41.869</b>	20.895	33.152	23.697	24.125	270.0
7	<b>1'36.070</b>	20.829	27.593	23.450	24.198	271.3
8	<b>2'00.312</b> P	22.535	29.135	24.381	44.261	248.2
9	<b>6'11.795</b>	20.424	32.456	24.457	24.397	224.0
10	<b>1'36.241</b>	20.986	27.717	23.447	24.091	270.6
11	<b>1'41.140</b>	24.180	27.826	24.700	24.434	259.6
12	<b>1'35.786</b>	20.687	27.677	23.400	24.022	274.1
13	<b>1'38.200</b>	20.742	27.619	24.561	25.278	274.8
14	<b>1'36.149</b>	20.820	27.583	23.538	24.208	273.4
15	<b>1'56.601</b> P	22.478	30.092	24.730	39.301	251.1
16	<b>6'17.083</b>	22.119	28.654	27.456	24.237	222.2
17	<b>1'35.739</b> *	20.777	27.608	23.444 *	23.910	272.0
18	<b>1'35.368</b>	20.735	27.456	23.263	23.914	274.1
19	<b>1'35.764</b>	20.784	27.518	23.378	24.084	272.7

**9th 81 Senna AGIUS** Liqui Moly Dynavolt Int AUS  
Runs=2 Total laps=19 Full laps=16 Valid laps=15

1	<b>2'19.290</b>	16.840	28.696	24.104	24.576	269.3
2	<b>1'36.832</b>	20.921	28.074	23.610	24.227	273.4
3	<b>1'36.417</b>	20.910	27.630	23.732	24.145	273.4
4	<b>1'35.766</b>	20.654	27.574	23.439	24.099	274.1
5	<b>1'36.112</b>	20.803	27.663	23.460	24.186	272.7
6	<b>1'35.865</b>	20.812	27.589	23.428	24.036	273.4
7	<b>1'35.706</b>	20.729	27.469	23.341	24.167	274.8
8	<b>1'35.521</b>	20.628	27.486	23.376	24.031	276.2
9	<b>1'35.914</b>	20.660	27.653	23.567	24.034	276.9
10	<b>1'35.935</b>	20.669	27.807	23.421	24.038	277.6
11	<b>1'36.182</b>	20.639	27.673	23.552	24.318	276.9
12	<b>1'35.965</b>	20.640	27.567	23.503	24.255	276.2
13	<b>1'50.997</b> P	20.826	28.087	24.517	37.567	275.5
14	<b>10'18.853</b>	17.208	28.144	23.768	24.324	265.3
15	<b>1'35.475</b> *	20.660	27.569	23.324 *	23.922	272.7
16	<b>1'35.422</b>	20.655	27.523	23.308	23.936	272.7
17	<b>1'35.624</b>	20.676	27.459	23.366	24.123	272.7
18	<b>1'36.119</b>	20.699	27.586	23.647	24.187	271.3
19	<b>1'35.879</b>	20.682	27.680	23.469	24.048	273.4

**7th 96 Jake DIXON** ELF Marc VDS Racing Te GBR  
Runs=3 Total laps=18 Full laps=13 Valid laps=12

1	<b>2'42.402</b>	18.473	28.780	25.517	24.409	265.3
2	<b>1'35.663</b>	20.676	27.842	23.315	23.830	276.2
3	<b>1'36.160</b>	20.767	27.975	23.312	24.106	271.3
4	<b>1'36.436</b>	21.031	28.004	23.353	24.048	272.7
5	<b>1'35.774</b>	20.791	27.726	23.239	24.018	272.7
6	<b>1'35.846</b>	20.855	27.757	23.284	23.950	272.7
7	<b>1'35.811</b>	20.835	27.676	23.324	23.976	272.0
8	<b>1'35.798</b>	20.754	27.621	23.391	24.032	275.5
9	<b>1'41.953</b>	20.728	27.667	29.009	24.549	275.5
10	<b>1'56.638</b> P	20.759	30.243	25.116	40.520	274.8
11	<b>9'06.372</b>	17.242	28.650	24.187	24.492	268.6
12	<b>1'49.468</b> P	20.817	27.977	23.573	37.101	272.7
13	<b>4'13.742</b>	16.466	29.117	24.179	24.632	270.6
14	<b>1'41.727</b>	20.658	27.759	29.098	24.212	272.0
15	<b>1'37.951</b>	20.678	27.495	23.264	26.514	276.9
16	<b>1'39.124</b> *	20.587	27.446	23.883 *	27.208	275.5
17	<b>1'35.631</b>	20.860	27.591	23.304	23.876	274.8
18	<b>1'35.390</b>	20.635	27.514	23.264	23.977	276.2

**10th 21 Alonso LOPEZ** Team HDR Heidrun SPA  
Runs=3 Total laps=19 Full laps=14 Valid laps=13

1	<b>2'00.793</b>	17.277	28.911	24.220	24.820	270.6
2	<b>1'36.317</b>	20.854	27.788	23.583	24.092	274.8
3	<b>1'36.052</b>	20.841	27.631	23.535	24.045	273.4
4	<b>1'35.977</b>	20.755	27.671	23.464	24.087	273.4
5	<b>1'38.705</b>	20.706	29.915	23.799	24.285	273.4
6	<b>1'36.008</b>	20.829	27.631	23.517	24.031	275.5
7	<b>1'36.100</b>	20.809	27.516	23.469	24.306	272.7
8	<b>1'36.300</b>	20.796	27.640	23.527	24.337	272.7
9	<b>1'36.748</b>	20.896	27.769	23.820	24.263	272.0
10	<b>1'54.090</b> P	20.953	29.780	24.743	38.614	271.3
11	<b>7'48.598</b>	17.622	28.169	23.488	24.044	270.0
12	<b>1'35.593</b>	20.556	27.638	23.391	24.008	273.4
13	<b>1'50.193</b> P	20.800	27.536	24.273	37.584	274.1
14	<b>5'04.529</b>	17.040	28.684	23.754	24.193	266.6

**8th 75 Albert ARENAS** ITALJET Gresini Moto2 SPA  
Runs=3 Total laps=17 Full laps=12 Valid laps=11

1	<b>2'09.953</b>	17.060	29.404	24.327	24.452	254.7
---	-----------------	--------	--------	--------	--------	-------

**Fastest Lap:** Dioqo MOREIRA Italtrans Racing Team BRA **1'35.030** 20.659 27.317 23.195 23.859

These data/results cannot be reproduced, stored and/or transmitted in whole or in part by any manner of electronic, mechanical, photocopying, recording, broadcasting or otherwise now known or herein after developed without the previous express consent by the copyright owner, except for reproduction in daily press and regular printed publications on sale to the public within 60 days of the event related to those data/results and always provided that copyright symbol appears together as follows below.

© DORNA, 2025

Official MotoGP Timing by TISSOT

www.motogp.com

Buriram, Friday, February 28, 2025

Page 2 of 6



## Practice

## Moto2™

Lap	Lap Time	T1	T2	T3	T4	Speed	
15	<b>1'35.613</b>	20.747	27.543	23.480	<b>23.843</b>	271.3	
16	<b>1'35.424</b>	20.749	<b>27.403</b>	<b>23.367</b>	23.905	272.7	
17	1'37.450	*	20.696	27.432	24.681	* 24.641	272.7
18	<b>1'35.732</b>	20.676	27.524	23.429	24.103	273.4	
19	<b>1'36.135</b>	20.752	27.600	23.457	24.326	273.4	

**11th** **44** **Aron CANET** Fantic Racing LINO SO SPA  
Runs=2 Total laps=18 Full laps=14 Valid laps=14

1	2'42.012	17.030	28.652	25.379	24.379	268.6	
2	<b>1'35.803</b>	20.804	27.804	23.226	23.969	271.3	
3	<b>1'36.356</b>	20.849	27.643	23.210	24.654	271.3	
4	<b>1'36.065</b>	20.896	27.910	23.260	23.999	270.0	
5	<b>1'35.499</b>	20.726	27.526	23.261	23.986	270.0	
6	<b>1'35.742</b>	20.827	27.623	23.263	24.029	270.6	
7	<b>1'36.175</b>	20.806	27.999	23.344	24.026	270.6	
8	<b>1'35.754</b>	20.805	27.636	23.319	23.994	271.3	
9	<b>1'35.850</b>	20.797	27.581	23.395	24.077	271.3	
10	<b>1'35.959</b>	20.768	27.591	23.456	24.144	272.0	
11	<b>1'35.858</b>	20.783	27.552	23.405	24.118	272.7	
12	<b>1'35.857</b>	20.723	27.616	23.401	24.117	<b>273.4</b>	
13	<b>1'35.962</b>	20.795	27.673	23.384	24.110	272.0	
14	<b>1'35.904</b>	<b>20.707</b>	27.788	23.393	24.016	272.0	
15	2'05.313	P	23.424	31.493	25.108	45.288	251.7
16	9'55.005	19.502	29.686	23.392	24.203	262.1	
17	<b>1'35.426</b>	20.769	27.564	<b>23.178</b>	<b>23.915</b>	268.6	
18	2'08.301	P	20.865	<b>27.519</b>	23.422	56.495	267.3

**12th** **28** **Izan GUEVARA** BLU CRU Pramac Yama SPA  
Runs=3 Total laps=13 Full laps=8 Valid laps=8

1	2'02.209	17.772	28.438	24.346	28.859	273.4	
2	<b>1'36.452</b>	20.695	27.828	23.808	24.121	<b>282.7</b>	
3	<b>1'35.928</b>	20.552	27.568	23.810	23.998	282.7	
4	<b>1'36.488</b>	20.725	27.792	23.925	24.046	277.6	
5	<b>1'36.294</b>	20.667	27.630	23.827	24.170	276.9	
6	1'50.491	P	20.761	27.664	23.822	38.244	275.5
7	5'38.968	17.779	28.248	23.804	24.258	272.0	
8	<b>1'35.896</b>	20.685	27.652	23.620	23.939	276.9	
9	<b>1'35.599</b>	20.643	27.496	23.549	23.911	276.9	
10	<b>1'35.625</b>	<b>20.536</b>	27.496	23.602	23.991	278.3	
11	1'51.591	P	20.748	27.927	23.969	38.947	276.2
12	11'49.044	20.164	28.445	29.403	24.080	234.7	
13	<b>1'35.430</b>	20.586	27.502	<b>23.461</b>	<b>23.881</b>	278.3	
unfinished	20.624	<b>27.409</b>	23.937			274.8	

**13th** **12** **Filip SALAC** ELF Marc VDS Racing Te CZE  
Runs=2 Total laps=16 Full laps=13 Valid laps=12

1	2'40.308	18.344	28.767	24.005	24.275	263.4
2	<b>1'35.586</b>	20.780	27.485	23.439	<b>23.882</b>	273.4
3	<b>1'39.061</b>	20.790	30.391	23.642	24.238	272.7
4	<b>1'36.264</b>	20.823	27.630	23.541	24.270	274.8
5	<b>1'35.813</b>	20.707	27.528	23.520	24.058	274.1
6	<b>1'35.866</b>	20.749	27.521	23.450	24.146	275.5
7	<b>1'36.005</b>	20.775	27.685	23.490	24.055	275.5
8	<b>1'36.030</b>	20.757	27.646	23.578	24.049	275.5
9	<b>1'39.478</b>	20.799	29.118	24.714	24.847	274.8

Lap	Lap Time	T1	T2	T3	T4	Speed	
10	1'57.441	P	20.785	30.267	25.811	40.578	273.4
11	15'09.628	17.715	28.738	24.051	24.368	241.0	
12	<b>1'41.883</b>	20.660	27.486	29.582	24.155	273.4	
13	<b>1'37.135</b>	20.742	27.514	24.784	24.095	274.1	
14	1'39.852	*	<b>20.592</b>	<b>27.399</b>	23.788	* 28.073	274.1
15	<b>1'35.435</b>	20.736	27.485	<b>23.315</b>	23.899	272.7	
16	<b>1'35.690</b>	20.652	27.602	23.532	23.904	<b>276.2</b>	

**14th** **7** **Barry BALTUS** Fantic Racing LINO SO BEL  
Runs=2 Total laps=18 Full laps=15 Valid laps=13

1	2'14.756	16.894	28.247	23.751	24.329	267.9	
2	<b>1'35.989</b>	20.814	27.715	23.392	24.068	272.0	
3	<b>1'35.465</b>	<b>20.670</b>	<b>27.444</b>	23.329	24.022	272.0	
4	<b>1'35.668</b>	20.754	27.527	23.382	<b>24.005</b>	272.0	
5	<b>1'35.910</b>	20.698	27.801	23.388	24.023	<b>273.4</b>	
6	<b>1'35.878</b>	20.877	27.562	<b>23.315</b>	24.124	270.6	
7	<b>1'36.086</b>	20.882	27.590	23.448	24.166	270.6	
8	<b>1'35.946</b>	20.801	27.594	23.354	24.197	271.3	
9	<b>1'36.023</b>	20.789	27.518	23.405	24.311	272.7	
10	<b>1'36.246</b>	20.881	27.649	23.510	24.206	271.3	
11	<b>1'36.026</b>	20.770	27.625	23.482	24.149	271.3	
12	<b>1'36.117</b>	20.789	27.553	23.547	24.228	269.3	
13	1'54.070	P	21.791	28.519	25.896	37.864	252.9
14	12'47.444	16.874	27.957	23.532	24.790	264.7	
15	<b>1'35.762</b>	20.794	27.545	23.362	24.061	270.0	
16	1'35.806	*	20.782	27.490	23.401	* 24.133	267.9
17	<b>1'37.589</b>	20.956	29.212	23.358	24.063	270.0	
18	1'36.485	*	20.770	27.697	* 23.684	24.334	272.7

**15th** **15** **Darryn BINDER** ITALJET Gresini Moto2 RSA  
Runs=2 Total laps=17 Full laps=14 Valid laps=12

1	2'01.320	18.415	29.168	24.664	25.580	266.6	
2	<b>1'35.972</b>	20.834	27.523	23.524	24.091	274.1	
3	<b>1'36.012</b>	20.774	27.621	23.564	24.053	<b>275.5</b>	
4	<b>1'42.383</b>	20.791	31.431	24.354	25.807	275.5	
5	<b>1'36.029</b>	20.849	27.643	23.482	24.055	272.0	
6	<b>1'35.937</b>	20.826	27.554	23.451	24.106	272.7	
7	<b>1'36.007</b>	20.809	27.574	23.514	24.110	272.0	
8	<b>1'36.307</b>	20.958	27.594	23.582	24.173	272.7	
9	<b>1'44.914</b>	20.868	27.619	28.089	28.338	273.4	
10	<b>1'36.793</b>	20.961	27.684	23.887	24.261	274.1	
11	1'54.538	P	20.932	27.981	24.520	41.105	273.4
12	14'46.826	21.745	29.730	25.499	24.813	255.3	
13	<b>1'35.880</b>	20.840	27.702	<b>23.402</b>	23.936	271.3	
14	<b>1'35.469</b>	20.698	<b>27.393</b>	23.473	<b>23.905</b>	270.0	
15	<b>1'41.649</b>	<b>20.662</b>	31.677	24.875	24.435	269.3	
16	1'37.213	*	21.320	27.871	23.701	* 24.321	267.9
17	1'36.186	*	20.818	27.575	23.575	24.218	* 272.0

**16th** **13** **Celestino VIETTI** Team HDR Heidrun ITA  
Runs=2 Total laps=20 Full laps=17 Valid laps=16

1	1'59.993	18.536	30.139	24.852	25.381	242.1
2	<b>1'44.909</b>	20.675	29.341	29.145	25.748	275.5
3	<b>1'42.806</b>	20.540	<b>27.388</b>	30.648	24.230	278.3
4	<b>1'35.696</b>	20.590	27.570	23.565	<b>23.971</b>	277.6

**Fastest Lap:** Dioqo MOREIRA Italtrans Racing Team BRA **1'35.030** 20.659 27.317 23.195 23.859

These data/results cannot be reproduced, stored and/or transmitted in whole or in part by any manner of electronic, mechanical, photocopying, recording, broadcasting or otherwise now known or herein after developed without the previous express consent by the copyright owner, except for reproduction in daily press and regular printed publications on sale to the public within 60 days of the event related to those data/results and always provided that copyright symbol appears together as follows below.

© DORNA, 2025

Official MotoGP Timing by  TISSOT

www.motogp.com

Buriram, Friday, February 28, 2025

Page 3 of 6

## Practice

## Moto2™

Lap	Lap Time	T1	T2	T3	T4	Speed
5	<b>1'36.034</b>	20.603	27.605	23.701	24.125	278.3
6	<b>1'35.939</b>	20.659	27.611	23.519	24.150	277.6
7	<b>1'35.996</b>	20.593	27.649	23.615	24.139	276.9
8	<b>1'35.855</b>	20.666	27.517	23.555	24.117	276.9
9	<b>1'35.808</b>	20.568	27.531	23.549	24.160	278.3
10	<b>1'35.839</b>	20.534	27.517	23.621	24.167	279.0
11	<b>1'36.080</b>	20.523	27.553	23.757	24.247	279.7
12	<b>1'38.432</b>	20.518	27.702	25.015	25.197	279.0
13	<b>1'49.042</b> P	20.581	27.819	23.542	37.100	278.3
14	<b>10'03.263</b>	17.822	30.249	24.487	24.456	267.3
15	<b>1'36.294</b>	20.637	27.575	23.538	24.544	273.4
16	<b>1'35.653</b>	20.544	27.516	23.587	24.006	275.5
17	<b>1'35.548</b>	20.465	27.557	23.506	24.020	274.8
18	<b>1'41.939</b> *	20.557	32.482	24.135	24.765	273.4
19	<b>1'35.832</b>	20.592	27.586	23.552	24.102	275.5
20	<b>1'35.747</b>	20.569	27.528	23.507	24.143	276.9

**17th 27 Daniel HOLGADO** CFMOTO Inde Aspar Te SPA  
Runs=2 Total laps=18 Full laps=15 Valid laps=13

1	<b>2'11.360</b>	17.475	28.630	24.713	24.600	269.3
2	<b>1'36.389</b> *	20.798	27.731	23.528	24.332	276.2
3	<b>1'36.251</b>	20.756	27.796	23.545	24.154	275.5
4	<b>1'36.313</b>	20.735	27.909	23.517	24.152	275.5
5	<b>1'36.208</b>	20.681	27.798	23.521	24.208	274.8
6	<b>1'40.060</b>	20.713	27.679	23.654	28.014	276.2
7	<b>1'36.862</b> *	20.810	28.032	23.562	24.458	275.5
8	<b>1'36.358</b>	20.734	27.608	23.610	24.406	275.5
9	<b>1'36.378</b>	20.684	27.691	23.848	24.155	272.7
10	<b>1'36.245</b>	20.676	27.660	23.602	24.307	276.9
11	<b>1'55.221</b> P	20.736	28.019	27.420	39.046	276.9
12	<b>11'54.123</b>	18.320	29.150	23.870	24.680	263.4
13	<b>1'36.636</b>	20.864	27.882	23.657	24.233	271.3
14	<b>1'36.187</b>	20.750	27.684	23.565	24.188	272.0
15	<b>1'35.628</b>	20.656	27.522	23.416	24.034	271.3
16	<b>1'35.755</b>	20.673	27.499	23.476	24.107	271.3
17	<b>1'38.732</b>	20.785	28.864	24.334	24.749	271.3
18	<b>1'35.890</b>	20.661	27.631	23.541	24.057	272.7

**18th 71 Ayumu SASAKI** RW - Idrofoglia Racing JPN  
Runs=2 Total laps=10 Full laps=7 Valid laps=7

1	<b>2'03.735</b>	17.784	29.253	23.763	24.757	263.4
2	<b>1'35.716</b>	20.560	27.593	23.399	24.164	279.0
3	<b>1'40.072</b>	20.637	27.765	24.614	27.056	279.0
4	<b>1'35.655</b>	20.647	27.511	23.308	24.189	275.5
5	<b>1'53.566</b> P	21.426	28.170	23.845	40.125	265.3
6	<b>25'00.058</b>	24.965	29.493	24.057	25.697	215.5
7	<b>1'41.920</b>	21.796	28.588	24.331	27.205	267.9
8	<b>1'35.693</b>	20.625	27.473	23.425	24.170	276.9
9	<b>1'42.372</b>	21.807	29.329	24.028	27.208	266.6
10	<b>1'36.214</b>	20.823	27.664	23.518	24.209	273.4

**19th 16 Joe ROBERTS** OnlyFans American Raci USA  
Runs=3 Total laps=19 Full laps=14 Valid laps=12

1	<b>1'50.867</b>	18.163	29.751	24.275	24.532	251.7
2	<b>1'37.067</b>	20.901	28.194	23.759	24.213	270.0

Lap	Lap Time	T1	T2	T3	T4	Speed
3	<b>1'36.795</b>	20.966	27.902	23.702	24.225	267.3
4	<b>1'36.447</b>	20.930	27.752	23.496	24.269	267.3
5	<b>1'36.698</b>	20.959	27.998	23.586	24.155	266.6
6	<b>1'52.432</b> P	20.916	28.456	25.319	37.741	270.6
7	<b>5'52.364</b>	17.597	28.475	23.784	24.328	266.6
8	<b>1'37.150</b>	21.128	27.780	23.927	24.315	266.6
9	<b>1'36.232</b>	20.830	27.775	23.435	24.192	270.0
10	<b>1'36.057</b>	20.803	27.663	23.409	24.182	270.6
11	<b>1'36.088</b> *	20.761	27.645	23.428	24.254	270.6
12	<b>1'36.277</b>	20.825	27.594	23.662	24.196	270.0
13	<b>1'51.878</b> P	20.912	28.947	24.690	37.329	269.3
14	<b>6'46.645</b>	16.894	28.576	24.031	24.602	267.3
15	<b>1'42.245</b>	20.925	27.759	29.244	24.317	267.9
16	<b>1'35.692</b>	20.767	27.518	23.365	24.042	271.3
17	<b>1'36.319</b> *	20.728	27.828	23.692	24.071	270.6
18	<b>1'40.309</b>	20.963	31.569	23.530	24.247	266.6
19	<b>1'36.391</b>	20.853	27.673	23.455	24.410	270.6

**20th 14 Tony ARBOLINO** BLU CRU Pramac Yama ITA  
Runs=2 Total laps=17 Full laps=14 Valid laps=13

1	<b>2'26.845</b>	16.792	28.673	24.282	24.293	270.0
2	<b>1'35.926</b>	20.772	27.714	23.439	24.001	274.8
3	<b>1'35.994</b>	20.655	27.573	23.698	24.068	276.2
4	<b>1'35.885</b>	20.745	27.703	23.401	24.036	275.5
5	<b>1'36.070</b>	20.696	27.605	23.513	24.256	275.5
6	<b>1'36.362</b>	20.764	27.619	23.471	24.508	275.5
7	<b>1'39.320</b>	20.910	29.870	24.116	24.424	274.8
8	<b>1'36.490</b>	20.754	27.721	23.691	24.324	274.8
9	<b>1'36.515</b>	20.777	27.735	23.772	24.231	275.5
10	<b>1'36.353</b>	20.746	27.729	23.582	24.296	276.2
11	<b>1'36.556</b>	20.731	27.825	23.685	24.315	276.2
12	<b>1'55.408</b> P	21.872	29.035	24.880	39.621	244.8
13	<b>13'59.219</b> *	18.028	29.156	26.595	24.056	272.0
14	<b>1'35.818</b>	20.725	27.589	23.457	24.047	277.6
15	<b>1'35.513</b> *	20.663	27.484	23.405	23.961	276.9
16	<b>1'35.795</b>	20.729	27.573	23.399	24.094	275.5
17	<b>1'35.698</b>	20.744	27.454	23.446	24.054	275.5

**21st 80 David ALONSO** CFMOTO Inde Aspar Te COL  
Runs=2 Total laps=18 Full laps=15 Valid laps=13

1	<b>2'10.746</b>	17.465	28.694	23.885	24.234	269.3
2	<b>1'36.508</b>	20.571	27.877	23.724	24.336	278.3
3	<b>1'36.257</b>	20.589	27.943	23.644	24.081	279.7
4	<b>1'38.771</b>	20.620	29.291	24.701	24.159	274.8
5	<b>1'36.276</b>	20.672	27.700	23.778	24.126	277.6
6	<b>1'35.959</b> *	20.713	27.640	23.556	24.050	276.2
7	<b>1'35.735</b>	20.708	27.584	23.452	23.991	275.5
8	<b>1'36.189</b>	20.650	27.714	23.632	24.193	276.2
9	<b>1'35.848</b>	20.727	27.536	23.473	24.112	277.6
10	<b>1'36.033</b>	20.754	27.626	23.559	24.094	277.6
11	<b>1'36.341</b>	20.683	27.850	23.695	24.113	277.6
12	<b>1'36.110</b>	20.654	27.621	23.649	24.186	277.6
13	<b>1'53.614</b> P	20.864	29.467	25.462	37.821	271.3
14	<b>13'16.318</b>	16.543	28.242	23.678	24.070	272.0
15	<b>1'35.980</b>	20.637	27.485	23.792	24.066	277.6

**Fastest Lap:** Dioqo MOREIRA Italtrans Racing Team BRA **1'35.030** 20.659 27.317 23.195 23.859

These data/results cannot be reproduced, stored and/or transmitted in whole or in part by any manner of electronic, mechanical, photocopying, recording, broadcasting or otherwise now known or herein after developed without the previous express consent by the copyright owner, except for reproduction in daily press and regular printed publications on sale to the public within 60 days of the event related to those data/results and always provided that copyright symbol appears together as follows below.

© DORNA, 2025

Official MotoGP Timing by **TISSOT**

www.motogp.com

Buriram, Friday, February 28, 2025

Page 4 of 6

## Practice

## Moto2™

Lap	Lap Time	T1	T2	T3	T4	Speed
16	1'35.715 *	20.642	27.632	23.450	23.991 *	274.8
17	1'35.721	20.623	27.624	23.437	24.037	277.6
18	1'35.799	20.741	27.595	23.448	24.015	274.8

**22nd 84** Zonta VD GOORBERGH RW-Idrofoqlia Racing G NED  
Runs=2 Total laps=14 Full laps=11 Valid laps=10

1	2'03.076	17.334	28.928	23.948	24.509	270.6
2	1'35.916	20.667	27.815	23.373	24.061	276.2
3	1'37.479	20.644	27.670	23.744	25.421	278.3
4	1'36.416	20.729	27.767	23.363	24.557	273.4
5	1'40.821	20.772	29.297	26.194	24.558	272.7
6	1'51.434 P	20.822	27.943	24.530	38.139	272.7
7	1'58.363	18.193	28.770	24.048	24.535	261.5
8	1'36.379	20.785	27.862	23.589	24.143	273.4
9	1'36.135	20.635	27.754	23.390	24.356	272.0
10	1'36.811	20.747	27.791	23.674	24.599	271.3
11	1'35.882	20.691	27.689	23.425	24.077	272.7
12	1'41.379 *	21.547	29.509	25.012 *	25.311	260.2
13	1'37.660	20.748	27.757	24.787	24.368	271.3
14	1'50.738	22.682	29.548	31.494	27.014	251.7

**23rd 4** Ivan ORTOLA QJMOTOR - FRINSA - SPA  
Runs=3 Total laps=18 Full laps=12 Valid laps=11

1	2'03.383	17.391	28.900	23.946	24.610	269.3
2	1'35.890	20.660	27.683	23.428	24.119	279.7
3	1'36.120	20.560	27.749	23.756	24.055	281.2
4	1'36.091	20.623	27.712	23.423	24.333	279.7
5	1'36.754	20.720	28.041	23.630	24.363	283.4
6	1'36.394	20.677	27.841	23.677	24.199	279.7
7	1'37.079	20.712	27.784	23.564	25.019	274.1
8	1'36.837	20.865	27.666	23.751	24.555	283.4
9	1'53.946 P	21.129	28.368	26.182	38.267	274.8
10	7'50.703	18.612	28.723	24.143	24.399	270.6
11	1'36.987	20.708	28.099	23.713	24.467	275.5
12	1'37.241	20.746	27.962	24.061	24.472	276.2
13	1'52.458 P	21.264	28.413	24.911	37.870	274.1
14	6'21.958	16.678	28.189	23.553	24.684	259.6
15	1'35.936	20.587	27.683	23.538	24.128	275.5
16	1'36.064	20.749	27.481	23.617	24.217	275.5
17	1'39.421 *	20.823	29.715	24.141 *	24.742	275.5
18	1'54.945 P	20.708	28.243	26.234	39.760	275.5

**24th 92** Yuki KUNII Idemitsu Honda Team JPN  
Runs=2 Total laps=18 Full laps=15 Valid laps=15

1	2'01.738	17.480	29.258	24.145	24.693	270.0
2	1'36.367	20.768	27.929	23.531	24.139	275.5
3	1'36.212	20.731	27.705	23.664	24.112	274.8
4	1'36.748	20.774	27.744	23.591	24.639	272.7
5	1'37.018	20.928	27.926	23.817	24.347	274.8
6	1'36.376	20.721	27.728	23.578	24.349	274.8
7	1'37.352	20.901	28.042	23.853	24.556	272.7
8	1'36.676	20.699	27.907	23.774	24.296	276.2
9	1'54.822 P	22.339 *	28.191	24.154	40.138	264.7
10	12'18.807	18.697	28.798	23.961	24.395	264.7
11	1'36.704	21.108	27.894	23.636	24.066	269.3

Lap	Lap Time	T1	T2	T3	T4	Speed
12	1'36.388	20.825	27.866	23.581	24.116	274.1
13	1'36.101	20.819	27.664	23.426	24.192	272.0
14	1'36.465	20.710	27.985	23.486	24.284	273.4
15	1'36.387	20.827	27.696	23.652	24.212	272.0
16	1'37.221	20.776	27.704	24.085	24.656	272.0
17	1'36.173	20.738	27.654	23.466	24.315	270.6
18	1'36.153	20.868	27.555	23.579	24.151	272.0

**25th 99** Adrian HUERTAS Italtrans Racing Team SPA  
Runs=3 Total laps=19 Full laps=14 Valid laps=13

1	2'10.246	17.688	28.749	24.098	24.265	264.0
2	1'37.745	20.759	27.925	24.186	24.875	274.8
3	1'36.828	20.906	27.753	23.717	24.452	274.8
4	1'36.712	20.907	27.798			271.3
5	1'37.485					
6	1'36.758	21.143	27.782	23.612	24.221	267.3
7	1'36.929	20.853	27.996	23.783	24.297	273.4
8	1'36.812	20.939	27.838	23.788	24.247	270.0
9	1'37.049	20.990	27.935	23.846	24.278	270.6
10	1'53.762 P	21.848	28.376	24.518	39.020	239.4
11	8'47.510	17.535	28.871	24.296	24.604	265.3
12	1'36.587	20.954	27.982	23.593	24.058	267.3
13	1'36.248	20.849	27.813	23.488	24.098	270.0
14	1'51.831 P	21.605	28.458	23.616	38.152	268.6
15	4'07.392 *	18.748	28.499	23.638 *	24.002	252.9
16	1'36.119	20.849	27.507	23.815	23.948	267.9
17	1'36.098 *	20.778	27.762	23.576	23.982 *	270.0
18	1'36.314	20.891	27.854	23.475	24.094	270.0
19	1'37.712	20.864	28.518	24.222	24.108	272.0

**26th 95** Collin VEIJER Red Bull KTM Ajo NED  
Runs=2 Total laps=19 Full laps=16 Valid laps=14

1	3'02.883	17.288	28.925	24.804	24.922	267.3
2	1'37.112	21.001	27.712	23.924	24.475	272.7
3	1'36.614	20.850	27.740	23.731	24.293	272.7
4	1'36.528	20.715	27.711	23.683	24.419	272.7
5	1'36.601	20.869	27.719	23.696	24.317	272.7
6	1'36.152	20.743	27.628	23.600	24.181	273.4
7	1'36.238	20.693	27.619	23.628	24.298	274.1
8	1'36.352	20.725	27.722	23.693	24.212	274.8
9	1'36.124	20.749	27.410	23.671	24.294	274.8
10	1'56.391 P	20.839	32.452	24.084	39.016	273.4
11	9'51.097	17.585	28.482	24.378	24.812	266.6
12	1'37.214	20.821	27.911	23.883	24.599	274.8
13	1'36.291	20.752	27.619	23.622	24.298	276.2
14	1'36.334 *	20.668	27.703	23.717 *	24.246	274.1
15	1'36.259	20.742	27.637	23.614	24.266	274.1
16	1'42.557	20.770	33.141	23.631	25.015	273.4
17	1'38.221 *	20.729	27.853	25.388 *	24.251	274.8
18	1'36.169	20.768	27.515	23.628	24.258	272.7
19	1'38.685	20.778	27.639	25.503	24.765	274.1

**27th 11** Alex ESCRIG KLINT Forward Factory SPA  
Runs=3 Total laps=16 Full laps=10 Valid laps=9

1	1'51.693	18.653	32.029	24.568	24.404	235.2
---	----------	--------	--------	--------	--------	-------

**Fastest Lap:** Dioqo MOREIRA Italtrans Racing Team BRA 1'35.030 20.659 27.317 23.195 23.859

These data/results cannot be reproduced, stored and/or transmitted in whole or in part by any manner of electronic, mechanical, photocopying, recording, broadcasting or otherwise now known or herein after developed without the previous express consent by the copyright owner, except for reproduction in daily press and regular printed publications on sale to the public within 60 days of the event related to those data/results and always provided that copyright symbol appears together as follows below.

© DORNA, 2025

Official MotoGP Timing by TISSOT

www.motogp.com

Buriram, Friday, February 28, 2025

Page 5 of 6

## Practice

Moto2™

Lap	Lap Time	T1	T2	T3	T4	Speed	Lap	Lap Time	T1	T2	T3	T4	Speed
2	1'36.579	20.927	27.926	23.673	24.053	271.3							
3	1'37.652	20.910	27.920	23.755	25.067	270.0							
4	1'36.450	20.819	27.838	23.712	24.081	269.3							
5	1'54.153	P 21.003	27.974	24.017	41.159	266.6							
6	9'31.531	19.139	31.123	23.808	24.113	248.2							
7	1'36.865	21.020	27.853	23.635	24.357	269.3							
8	1'39.585	21.001	27.797	24.043	26.744	270.0							
9	1'39.335	21.233	29.274	24.171	24.657	267.3							
10	1'36.777	20.839	27.945	23.649	24.344	271.3							
11	2'01.187	P 21.640 *	34.114	25.538	39.895	257.7							
12	6'45.631	19.162	29.696	23.983	24.252	252.3							
13	1'36.611	21.014	28.026	23.551	24.020	266.6							
14	1'36.323	* 20.877	27.841	23.495	24.110 *	268.6							
15	1'48.424	23.235	29.345	27.785	28.059	243.7							
16	2'00.462	P 21.213	29.151	26.732	43.366	265.3							

**28th** **66** **Oscar GUTIERREZ** QJMOTOR - FRINSA - SPA  
 Runs=2 Total laps=16 Full laps=13 Valid laps=12

1	2'01.994	17.093	29.238	24.279	25.273	265.3							
2	1'36.464	20.722	27.917	23.681	24.144	277.6							
3	1'36.465	20.708	27.878	23.634	24.245	276.9							
4	1'36.493	20.671	27.762	23.759	24.301	278.3							
5	1'39.115	20.714	28.517	24.099	25.785	279.0							
6	1'36.672	20.768	27.904	23.820	24.180	274.8							
7	1'38.401	21.618	28.537	23.957	24.289	242.6							
8	1'36.753	20.745	27.856	23.879	24.273	274.8							
9	1'41.231	21.924	29.338	25.739	24.230	254.1							
10	1'36.552	20.739	27.717	23.798	24.298	276.9							
11	1'56.446	P 24.431	28.749	24.356	38.910	223.1							
12	15'57.459	* 16.734	28.841	24.291 *	24.525	267.3							
13	1'36.792	20.770	27.950	23.813	24.259	273.4							
14	1'37.015	* 20.766	27.852	24.019 *	24.378	272.7							
15	1'42.696	23.404	28.832	24.665	25.795	238.9							
16	1'36.730	20.773	27.869	23.839	24.249	276.9							

**Fastest Lap:** Dioqo MOREIRA Italtrans Racing Team BRA **1'35.030** 20.659 27.317 23.195 23.859

These data/results cannot be reproduced, stored and/or transmitted in whole or in part by any manner of electronic, mechanical, photocopying, recording, broadcasting or otherwise now known or herein after developed without the previous express consent by the copyright owner, except for reproduction in daily press and regular printed publications on sale to the public within 60 days of the event related to those data/results and always provided that copyright symbol appears together as follows below.

© DORNA, 2025

Official MotoGP Timing by  TISSOT

www.motogp.com

Buriram, Friday, February 28, 2025

Page 6 of 6

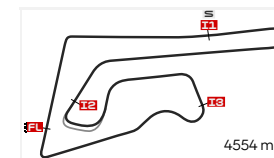




# BEST PARTIAL TIMES

## PT GRAND PRIX OF THAILAND

### PRACTICE



Chang International Circuit

*IT* Ideal Lap Time, sum of the best partial times

*BT* Best Lap Time

Pos	T1		T2		T3		T4		Pos	IT		BT
	Rider	Time	Rider	Time	Rider	Time	Rider	Time		Rider	Time	
1	D.ÖNCÜ	20.421	D.MOREIRA	27.317	M.GONZALEZ	23.079	M.GONZALEZ	23.769	1	M.GONZALEZ	1'34.763	1'35.088 (2)
2	<b>C.VIETTI</b>	<b>20.465</b>	<b>D.ÖNCÜ</b>	<b>27.364</b>	<b>M.AJI</b>	<b>23.149</b>	<b>J.NAVARRO</b>	<b>23.815</b>	2	D.ÖNCÜ	1'34.872	1'35.228 (3)
3	M.GONZALEZ	20.510	C.VIETTI	27.388	A.CANET	23.178	J.DIXON	23.830	3	D.MOREIRA	1'35.007	1'35.030 (1)
4	<b>I.GUEVARA</b>	<b>20.536</b>	<b>D.BINDER</b>	<b>27.393</b>	<b>D.MOREIRA</b>	<b>23.195</b>	<b>A.LOPEZ</b>	<b>23.843</b>	4	J.DIXON	1'35.102	1'35.390 (7)
5	A.LOPEZ	20.556	F.SALAC	27.399	D.ÖNCÜ	23.239	D.ÖNCÜ	23.848	5	M.AJI	1'35.167	1'35.259 (4)
6	<b>I.ORTOLA</b>	<b>20.560</b>	<b>A.LOPEZ</b>	<b>27.403</b>	<b>J.DIXON</b>	<b>23.239</b>	<b>D.MOREIRA</b>	<b>23.859</b>	6	A.LOPEZ	1'35.169	1'35.424 (10)
7	A.SASAKI	20.560	M.GONZALEZ	27.405	M.RAMIREZ	23.263	I.GUEVARA	23.881	7	F.SALAC	1'35.188	1'35.435 (13)
8	<b>D.ALONSO</b>	<b>20.571</b>	<b>I.GUEVARA</b>	<b>27.409</b>	<b>A.SASAKI</b>	<b>23.308</b>	<b>F.SALAC</b>	<b>23.882</b>	8	I.GUEVARA	1'35.287	1'35.430 (12)
9	J.DIXON	20.587	C.VEIJER	27.410	S.AGIUS	23.308	M.AJI	23.896	9	M.RAMIREZ	1'35.292	1'35.368 (6)
10	<b>F.SALAC</b>	<b>20.592</b>	<b>A.ARENAS</b>	<b>27.419</b>	<b>B.BALTUS</b>	<b>23.315</b>	<b>D.BINDER</b>	<b>23.905</b>	10	J.NAVARRO	1'35.315	1'35.315 (5)
11	A.ARENAS	20.598	B.BALTUS	27.444	F.SALAC	23.315	M.RAMIREZ	23.910	11	S.AGIUS	1'35.317	1'35.422 (9)
12	<b>J.NAVARRO</b>	<b>20.614</b>	<b>J.DIXON</b>	<b>27.446</b>	<b>J.NAVARRO</b>	<b>23.317</b>	<b>A.CANET</b>	<b>23.915</b>	12	A.CANET	1'35.319	1'35.426 (11)
13	S.AGIUS	20.628	M.AJI	27.452	Z.VD GOORBER	23.363	S.AGIUS	23.922	13	C.VIETTI	1'35.330	1'35.548 (16)
14	<b>Z.VD GOORBER</b>	<b>20.635</b>	<b>T.ARBOLINO</b>	<b>27.454</b>	<b>J.ROBERTS</b>	<b>23.365</b>	<b>A.ARENAS</b>	<b>23.929</b>	14	D.BINDER	1'35.362	1'35.469 (15)
15	D.MOREIRA	20.636	M.RAMIREZ	27.456	A.LOPEZ	23.367	A.HUERTAS	23.948	15	A.ARENAS	1'35.375	1'35.399 (8)
16	<b>T.ARBOLINO</b>	<b>20.655</b>	<b>S.AGIUS</b>	<b>27.459</b>	<b>T.ARBOLINO</b>	<b>23.399</b>	<b>T.ARBOLINO</b>	<b>23.961</b>	16	B.BALTUS	1'35.434	1'35.465 (14)
17	D.HOLGADO	20.656	A.SASAKI	27.473	D.BINDER	23.402	C.VIETTI	23.971	17	T.ARBOLINO	1'35.469	1'35.698 (20)
18	<b>D.BINDER</b>	<b>20.662</b>	<b>I.ORTOLA</b>	<b>27.481</b>	<b>D.HOLGADO</b>	<b>23.416</b>	<b>D.ALONSO</b>	<b>23.991</b>	18	D.ALONSO	1'35.484	1'35.721 (21)
19	M.RAMIREZ	20.663	D.ALONSO	27.485	I.ORTOLA	23.423	B.BALTUS	24.005	19	A.SASAKI	1'35.505	1'35.655 (18)
20	<b>C.VEIJER</b>	<b>20.668</b>	<b>D.HOLGADO</b>	<b>27.499</b>	<b>Y.KUNII</b>	<b>23.426</b>	<b>A.ESCRIG</b>	<b>24.020</b>	20	I.ORTOLA	1'35.519	1'35.890 (23)
21	B.BALTUS	20.670	A.HUERTAS	27.507	A.ARENAS	23.429	D.HOLGADO	24.034	21	D.HOLGADO	1'35.605	1'35.628 (17)
22	<b>M.AJI</b>	<b>20.670</b>	<b>J.ROBERTS</b>	<b>27.518</b>	<b>D.ALONSO</b>	<b>23.437</b>	<b>J.ROBERTS</b>	<b>24.042</b>	22	J.ROBERTS	1'35.653	1'35.692 (19)
23	O.GUTIERREZ	20.671	A.CANET	27.519	I.GUEVARA	23.461	I.ORTOLA	24.055	23	A.HUERTAS	1'35.689	1'36.119 (25)
24	<b>Y.KUNII</b>	<b>20.699</b>	<b>Y.KUNII</b>	<b>27.555</b>	<b>A.HUERTAS</b>	<b>23.475</b>	<b>Z.VD GOORBER</b>	<b>24.061</b>	24	Z.VD GOORBERGH	1'35.729	1'35.882 (22)
25	A.CANET	20.707	J.NAVARRO	27.569	A.ESCRIG	23.495	Y.KUNII	24.066	25	Y.KUNII	1'35.746	1'36.101 (24)

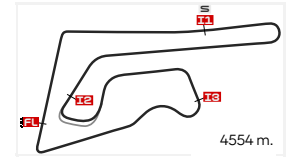
These data/results cannot be reproduced, stored and/or transmitted in whole or in part by any manner of electronic, mechanical, photocopying, recording, broadcasting or otherwise now known or herein after developed without the previous express consent by the copyright owner, except for reproduction in daily press and regular printed publications on sale to the public within 60 days of the event related to those data/results and always provided that copyright symbol appears together as follows below.

© DORNA, 2025

# BEST PARTIAL TIMES

## PT GRAND PRIX OF THAILAND

### PRACTICE



Chang International Circuit

*IT* Ideal Lap Time, sum of the best partial times

*BT* Best Lap Time

Pos	T1		T2		T3		T4		Pos	Rider	IT	BT
	Rider	Time	Rider	Time	Rider	Time	Rider	Time				
26	J.ROBERTS	20.728	Z.VD GOORBER	27.670	C.VIETTI	23.506	O.GUTIERREZ	24.144	26	C.VEIJER	1'35.859	1'36.124 (26)
27	A.HUERTAS	20.759	O.GUTIERREZ	27.717	C.VEIJER	23.600	A.SASAKI	24.164	27	A.ESCRIG	1'36.131	1'36.450 (27)
28	A.ESCRIG	20.819	A.ESCRIG	27.797	O.GUTIERREZ	23.634	C.VEIJER	24.181	28	O.GUTIERREZ	1'36.166	1'36.464 (28)

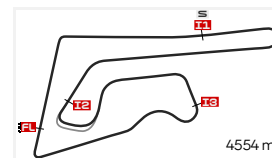
These data/results cannot be reproduced, stored and/or transmitted in whole or in part by any manner of electronic, mechanical, photocopying, recording, broadcasting or otherwise now known or herein after developed without the previous express consent by the copyright owner, except for reproduction in daily press and regular printed publications on sale to the public within 60 days of the event related to those data/results and always provided that copyright symbol appears together as follows below.

© DORNA, 2025

# FASTEST LAPS SEQUENCE

## PT GRAND PRIX OF THAILAND

### PRACTICE



Chang International Circuit

<i>Practice Time</i>	<i>#</i>	<i>Rider</i>	<i>Nation</i>	<i>Motorcycle</i>	<i>Time</i>	<i>Km/h</i>	<i>Rider's Lap</i>
<b>3'27.847</b>	24	<b>Marcos RAMIREZ</b>	SPA	KALEX	<b>1'37.512</b>	168.1	2
<b>3'27.934</b>	16	<b>Joe ROBERTS</b>	USA	KALEX	<b>1'37.067</b>	168.8	2
<b>3'28.272</b>	11	<b>Alex ESCRIG</b>	SPA	FORWARD	<b>1'36.579</b>	169.7	2
<b>3'37.110</b>	21	<b>Alonso LOPEZ</b>	SPA	BOSCOSCURO	<b>1'36.317</b>	170.2	2
<b>3'37.292</b>	15	<b>Darryn BINDER</b>	RSA	KALEX	<b>1'35.972</b>	170.8	2
<b>3'38.992</b>	84	<b>Zonta VD GOORBERGH</b>	NED	KALEX	<b>1'35.916</b>	170.9	2
<b>3'39.273</b>	4	<b>Ivan ORTOLA</b>	SPA	BOSCOSCURO	<b>1'35.890</b>	170.9	2
<b>3'39.451</b>	71	<b>Ayumu SASAKI</b>	JPN	KALEX	<b>1'35.716</b>	171.2	2
<b>3'44.104</b>	18	<b>Manuel GONZALEZ</b>	SPA	KALEX	<b>1'35.129</b>	172.3	2
<b>5'19.192</b>	18	<b>Manuel GONZALEZ</b>	SPA	KALEX	<b>1'35.088</b>	172.4	3
<b>36'35.104</b>	10	<b>Diogo MOREIRA</b>	BRA	KALEX	<b>1'35.030</b>	172.5	14

These data/results cannot be reproduced, stored and/or transmitted in whole or in part by any manner of electronic, mechanical, photocopying, recording, broadcasting or otherwise now known or herein after developed without the previous express consent by the copyright owner, except for reproduction in daily press and regular printed publications on sale to the public within 60 days of the event related to those data/results and always provided that copyright symbol appears together as follows below.

© DORNA, 2025

Official MotoGP Timing by [www.motogp.com](http://www.motogp.com)

Buriram, Friday, February 28, 2025