

Donington Park 4.023 m

**Prosecco DOC UK Round, 12-14 July 2024**  
**Results Race 1**

Laps 12 = 48,276 Km - Time of Race 20'05.941 - Avg. 144,115 km/h

**1 / 2**

Pos	Grid	No. Rider	Nat	Team	Bike	LL	Gap	Rel.	Fastest Lap	Speed	Qualifying	Speed
1	1	<b>22 A. CARRASCO</b>	ESP	Evan Bros Racing Yamaha Team	Yamaha YZF-R7	12			1'39.719	199,6	1'40.581	196,4
2	5	<b>36 B. NEILA</b>	ESP	Ampito / Pata Prometeon Yamaha	Yamaha YZF-R7	12	<b>0.511</b>	0.511	1'39.593	201,5	1'41.760	193,5
3	3	<b>64 S. SANCHEZ</b>	ESP	511 Terra&Vita Racing Team	Yamaha YZF-R7	12	<b>0.726</b>	0.215	1'39.668	200,4	1'41.420	197,1
4	2	<b>6 M. HERRERA</b>	ESP	Klint Forward Factory Team	Yamaha YZF-R7	12	<b>0.890</b>	0.164	1'39.642	194,9	1'41.113	197,1
5	4	<b>96 R. PONZIANI</b>	ITA	Yamaha Motoxrcing WCR Team	Yamaha YZF-R7	12	<b>3.476</b>	2.586	1'39.750	204,2	1'41.728	201,5
6	9	<b>10 R. YOCHAY</b>	ISR	511 Terra&Vita Racing Team	Yamaha YZF-R7	12	<b>23.621</b>	20.145	1'41.545	197,1	1'43.242	197,1
7	10	<b>28 O. ONGARO</b>	FRA	Yamaha Motoxrcing WCR Team	Yamaha YZF-R7	12	<b>24.063</b>	0.442	1'41.585	197,8	1'43.285	200,7
8	7	<b>46 P. RUIZ</b>	ESP	PS Racing Team 46+1	Yamaha YZF-R7	12	<b>24.492</b>	0.429	1'41.561	196,0	1'42.403	193,2
9	6	<b>8 T. RELPH</b>	AUS	TAYCO Motorsport	Yamaha YZF-R7	12	<b>25.939</b>	1.447	1'41.405	200,0	1'42.014	197,1
10	15	<b>33 C. LIU</b>	TPE	WT Racing Team Taiwan	Yamaha YZF-R7	12	<b>40.654</b>	14.715	1'42.472	199,3	1'44.448	191,8
11	13	<b>19 A. OUREDNIKOVA</b>	CZE	DafitMotoracing by Smrz	Yamaha YZF-R7	12	<b>40.982</b>	0.328	1'42.653	199,6	1'44.117	194,9
12	11	<b>35 L. KEMMER</b>	AUT	Berti K. Racing Team	Yamaha YZF-R7	12	<b>41.265</b>	0.283	1'42.588	196,4	1'43.439	192,9
13	14	<b>83 A. MADRIGAL</b>	MEX	ITALIKA Racing FIMLA	Yamaha YZF-R7	12	<b>41.493</b>	0.228	1'42.367	198,9	1'44.185	193,9
14	16	<b>44 L. HIRANO</b>	JPN	Team Luna	Yamaha YZF-R7	12	<b>42.008</b>	0.515	1'42.952	197,8	1'44.986	196,7
15	P 8	<b>16 L. MICHEL</b>	GER	TSL-Racing	Yamaha YZF-R7	12	<b>43.830</b>	1.822	1'42.118	200,7	1'43.144	202,6
16	18	<b>21 N. VAN ASWEGEN</b>	RSA	Andalaft Racing	Yamaha YZF-R7	12	<b>54.608</b>	10.778	1'43.944	200,0	1'45.496	197,8
17	12	<b>14 M. DOBBS</b>	USA	Sekhmet Motorcycle Racing Team	Yamaha YZF-R7	12	<b>1'04.745</b>	10.137	1'42.820	194,6	1'43.811	192,9
18	19	<b>5 K. SILFA</b>	DOM	ITALIKA Racing FIMLA	Yamaha YZF-R7	12	<b>1'12.647</b>	7.902	1'45.192	190,1	1'45.936	190,8
19	21	<b>77 A. SIBAJA</b>	ESP	Deza - Box 77 Racing Team	Yamaha YZF-R7	12	<b>1'13.702</b>	1.055	1'45.294	193,9	1'46.558	193,9
20	17	<b>4 E. BONDI</b>	FRA	YART Zelos Black Knights Team	Yamaha YZF-R7	12	<b>1'32.814</b>	19.112	1'43.443	196,0	1'45.028	194,9
<b>-----Not Classified-----</b>												
RET	20	<b>34 A. WHITMORE</b>	GBR	Sekhmet Motorcycle Racing Team	Yamaha YZF-R7	6	<b>6 Laps</b>		1'43.755	197,1	1'45.973	190,8

AIR	Humidity:	67%	Temp:	17°C
TRACK	Condition:	Dry	Temp:	23°C

Records	Pole [SP]	2024	A.Carrasco	1'40.581	143,991 Km/h
	All Times [WUP1]	2024	M.Herrera	1'40.172	144,579 Km/h
Race Fastest Lap	[New Record]	Lap 11	B.Neila	1'39.593	145,420 Km/h

LAP LEADERS					
No. Rider	From	To	Laps	Total	
<b>6 M. HERRERA</b>	1	2	2		
<b>22 A. CARRASCO</b>	3	6	4		
<b>6 M. HERRERA</b>	7	8	2		
<b>22 A. CARRASCO</b>	9	9	1		
<b>6 M. HERRERA</b>	10	10	1	5	
<b>22 A. CARRASCO</b>	11	12	2	7	

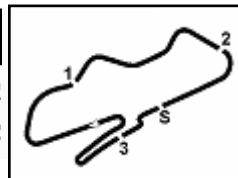
TOTAL LEADER LAPS		
No. Rider	Laps	
<b>6 M. HERRERA</b>	17	
<b>22 A. CARRASCO</b>	12	

13/07/2024      Start      End      The results are provisional until the end of the time limit for protests and appeals and the completion of the technical checks.

These data/results cannot be reproduced, stored and/or transmitted in whole or in part by any manner of electronic, mechanical, photocopying, recording, broadcasting or otherwise now known or herein after developed without the previous express consent by the copyright owner, except for reproduction in daily press and regular printed publications on sale to the public within 60 days of the event related to those data/results and always provided that copyright symbol appears together as follows below.

© DORNA WSBK ORGANIZATION Srl 2024





**Prosecco DOC UK Round, 12-14 July 2024**  
**Results Race 1**

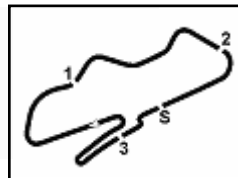
**Race Highlights**

Time	No. Rider	Description
12.18.03		Warm Up Lap Started
12.20.48		Start of Session
12.22.29		No Jump Starts
12.26.13	<b>35 L. KEMMER</b>	#35 Lap Cancelled [1'44.709] - Exceeded Track Limits - Turn 4
12.27.52	<b>36 B. NEILA</b>	#36 Lap Cancelled [1'40.338] - Exceeded Track Limits - Turn 9
12.29.28	<b>4 E. BONDI</b>	#4 Crashed - Turn 12
12.29.50	<b>4 E. BONDI</b>	#4 Rejoined
12.31.39	<b>36 B. NEILA</b>	#36 Lap Cancelled [1'40.185] - Exceeded Track Limits - Turn 9
12.31.50	<b>34 A. WHITMORE</b>	#34 Crashed - Turn 3
12.32.48	<b>34 A. WHITMORE</b>	#34 Not Actively Competing
12.34.10		2/3 of Race Distance Completed
12.35.22	<b>5 K. SILFA</b>	#5 Lap Cancelled [1'46.089] - Yellow Flag - Turn 12
12.35.27	<b>77 A. SIBAJA</b>	#77 Lap Cancelled [1'46.237] - Yellow Flag - Turn 12
12.35.48	<b>34 A. WHITMORE</b>	#34 Medical Centre
12.37.13	<b>5 K. SILFA</b>	#5 Lap Cancelled [1'46.429] - Yellow Flag - Turn 3
12.37.18	<b>77 A. SIBAJA</b>	#77 Lap Cancelled [1'46.145] - Yellow Flag - Turn 3
12.37.23	<b>4 E. BONDI</b>	#4 Lap Cancelled [1'46.342] - Yellow Flag - Turn 3
12.37.28	<b>22 A. CARRASCO</b>	#22 Lap Cancelled [1'40.341] - Yellow Flag - Turn 3
12.37.33	<b>6 M. HERRERA</b>	#6 Lap Cancelled [1'40.321] - Yellow Flag - Turn 3
12.37.38	<b>36 B. NEILA</b>	#36 Lap Cancelled [1'40.356] - Yellow Flag - Turn 3
12.37.43	<b>64 S. SANCHEZ</b>	#64 Lap Cancelled [1'40.269] - Yellow Flag - Turn 3
12.37.48	<b>96 R. PONZIANI</b>	#96 Lap Cancelled [1'40.421] - Yellow Flag - Turn 3
12.40.55	<b>96 R. PONZIANI</b>	#96 Lap Cancelled [1'42.159] - Exceeded Track Limits - Turn 4
12.41.26		Podium Confirmed
12.41.31	<b>14 M. DOBBS</b>	#14 Crashed - Turn 12
12.41.48	<b>14 M. DOBBS</b>	#14 Rejoined
12.43.11		Incident in turn 12 - Under Investigation
12.44.34		Official Ambient Temperature: 17.9 degrees
12.46.58	<b>16 L. MICHEL</b>	#16 Penalized by 3 seconds for irresponsible riding - LLP Time
12.47.08		End of Session

13/07/2024      Start      End      The results are provisional until the end of the time limit for protests and appeals and the completion of the technical checks.

These data/results cannot be reproduced, stored and/or transmitted in whole or in part by any manner of electronic, mechanical, photocopying, recording, broadcasting or otherwise now known or herein after developed without the previous express consent by the copyright owner, except for reproduction in daily press and regular printed publications on sale to the public within 60 days of the event related to those data/results and always provided that copyright symbol appears together as follows below.

© DORNA WSBK ORGANIZATION Srl 2024



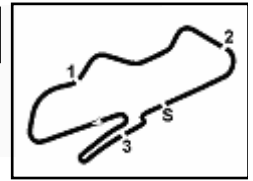
**Prosecco DOC UK Round, 12-14 July 2024**  
**Riders Standings**

Donington Park 4.023 m

	Points	Points From First	Points From Previous	June 16 MISANO	July 14 DONINGTON PARK	August 11 PORTIMAO	September 22 CREMONA CIRCUIT	October 13 ESTORIL	October 20 JEREZ											
1 <b>HERRERA</b> Maria [ESP]	63			25 25 1 1	13 1															
2 <b>CARRASCO</b> Ana [ESP]	61	2		20 16 2 2	25 2															
3 <b>SANCHEZ</b> Sara [ESP]	52	11	9	16 20 3 2	16 3															
4 <b>NEILA</b> Beatriz [ESP]	44	19	8	11 13 5 4	20 4															
5 <b>PONZIANI</b> Roberta [ITA]	35	28	9	13 11 4 4	11 5															
6 <b>YOCHAY</b> Ran [ISR]	26	37	9	8 8 8 7	10 6															
7 <b>RUIZ</b> Pakita [ESP]	21	42	5	6 7 10 8	8 7															
8 <b>CARRENO</b> Isis [CHI]	20	43	1	10 10 6 6	8															
9 <b>ONGARO</b> Ornella [FRA]	18	45	2	9 9 10 9																
10 <b>LIU</b> Chun Mei [TPE]	15	48	3	9 6 7 10	10															
11 <b>MICHEL</b> Lucy [GER]	14	49	1	7 6 9 8	1 11															
12 <b>RELPH</b> Tayla [AUS]	11	52	3	4 7 15 12																
13 <b>OUREDNICKOVA</b> Adela [CZE]	10	53	1	3 2 13 13	5 13															
14 <b>KEMMER</b> Lena [AUT]	9	54	1	5 4 13 14																
15 <b>VAN ASWEGEN</b> Nicole [RSA]	8	55	1	5 3 11 12	15															
16 <b>MADRIGAL</b> Astrid [MEX]	7	56	1	4 3 12 15	16															
17 <b>HIRANO</b> Luna [JPN]	4	59	3	2 2 14 17	17															
18 <b>DOBBS</b> Mallory [USA]	1	62	3	1 1 18 18																
19 <b>BONDI</b> Emily [FRA]	1	62	0	1 1 15 18	18															

13/07/2024 First Line: Championship Standings - Second Line: Ranking Progression  
 These data/results cannot be reproduced, stored and/or transmitted in whole or in part by any manner of electronic, mechanical, photocopying, recording, broadcasting or otherwise now known or herein after developed without the previous express consent by the copyright owner, except for reproduction in daily press and regular printed publications on sale to the public within 60 days of the event related to those data/results and always provided that copyright symbol appears together as follows below.  
 © DORNA WSBK ORGANIZATION Srl 2024





Donington Park 4.023 m

**Prosecco DOC UK Round, 12-14 July 2024**  
**Pirelli Best Lap Award**

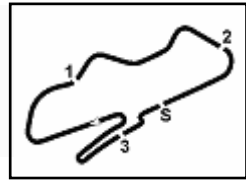
	Points	Points From First	Points From Previous	June 16	July 14	August 11	September 22	October 13	October 20									
				MISANO	DONINGTON PARK	PORTIMAO	CREMONA CIRCUIT	ESTORIL	JEREZ									
1 <b>NEILA</b> Beatriz (ESP)	2			1	1													
2 <b>CARRASCO</b> Ana (ESP)	1	1		1														

13/07/2024

First Line: Championship Standings - Second Line: Ranking Progression

These data/results cannot be reproduced, stored and/or transmitted in whole or in part by any manner of electronic, mechanical, photocopying, recording, broadcasting or otherwise now known or herein after developed without the previous express consent by the copyright owner, except for reproduction in daily press and regular printed publications on sale to the public within 60 days of the event related to those data/results and always provided that copyright symbol appears together as follows below.

© DORNA WSBK ORGANIZATION Srl 2024



Donington Park 4.023 m

**Prosecco DOC UK Round, 12-14 July 2024**  
**Best Finish Award Race 1**

Points	Points From First	Points From Previous	June 16 <b>MISANO</b>		July 14 <b>DONINGTON PARK</b>	August 11 <b>PORTIMAO</b>	September 22 <b>CREMONA CIRCUIT</b>	October 13 <b>ESTORIL</b>	October 20 <b>JEREZ</b>													
			5	5	1																	
1	<b>HIRANO</b>	<b>11</b>	<u>5</u>	<u>5</u>	<b>1</b>																	
	Luna [JPN]		14	16	14																	
2	<b>SILFA</b>	<b>9</b>	<b>2</b>		<b>3</b>	<b>1</b>																
	Krystal [DOM]		17	20	18																	
3	<b>LIU</b>	<b>8</b>	<b>3</b>	<b>1</b>	<b>5</b>																	
	Chun Mei [TPE]		7		10																	
4	<b>VAN ASWEGEN</b>	<b>6</b>	<b>5</b>	<b>2</b>	<b>4</b>	<b>2</b>																
	Nicole [RSA]		11		16																	
5	<b>ONGARO</b>	<b>6</b>	<b>5</b>	<b>0</b>	<b>3</b>	<b>3</b>																
	Ornella [FRA]				7	7																
6	<b>BONDI</b>	<b>5</b>	<b>6</b>	<b>1</b>	<b>5</b>																	
	Emily [FRA]				15																	
7	<b>NEILA</b>	<b>4</b>	<b>7</b>	<b>1</b>	<b>1</b>	<b>3</b>																
	Beatriz [ESP]				4	2																
8	<b>YCHAY</b>	<b>4</b>	<b>7</b>	<b>0</b>	<b>1</b>	<b>3</b>																
	Ran [ISR]				8	6																
9	<b>SIBAJA</b>	<b>4</b>	<b>7</b>	<b>0</b>	<b>1</b>	<b>1</b>	<b>2</b>															
	Andrea [ESP]				16	19	19															
10	<b>HERRERA</b>	<b>3</b>	<b>8</b>	<b>1</b>	<b>3</b>																	
	Maria [ESP]				1																	
11	<b>WHITMORE</b>	<b>3</b>	<b>8</b>	<b>0</b>	<b>3</b>																	
	Alyssia [GBR]				18																	
12	<b>OUREDNIKOVA</b>	<b>3</b>	<b>8</b>	<b>0</b>	<b>1</b>	<b>1</b>	<b>1</b>															
	Adela [CZE]				13	14	11															
13	<b>BARBERA</b>	<b>2</b>	<b>9</b>	<b>1</b>	<b>2</b>																	
	Beatrice [ITA]				17																	
14	<b>RELPH</b>	<b>2</b>	<b>9</b>	<b>0</b>	<b>2</b>																	
	Tayla [AUS]				12																	
15	<b>DOBBS</b>	<b>1</b>	<b>10</b>	<b>1</b>	<b>1</b>																	
	Mallory [USA]				15																	
16	<b>KEMMER</b>	<b>1</b>	<b>10</b>	<b>0</b>	<b>1</b>																	
	Lena [AUT]				11																	
17	<b>MICHEL</b>	<b>1</b>	<b>10</b>	<b>0</b>	<b>1</b>																	
	Lucy [GER]				10																	
18	<b>CARRENO</b>	<b>1</b>	<b>10</b>	<b>0</b>	<b>1</b>																	
	Isis [CHI]				6																	
19	<b>MADRIGAL</b>	<b>1</b>	<b>10</b>	<b>0</b>	<b>1</b>																	
	Astrid [MEX]				12																	
20	<b>PONZIANI</b>	<b>1</b>	<b>10</b>	<b>0</b>	<b>1</b>																	
	Roberta [ITA]				4																	
21	<b>RUIZ</b>	<b>1</b>	<b>10</b>	<b>0</b>	<b>1</b>																	
	Pakita [ESP]				10																	

13/07/2024

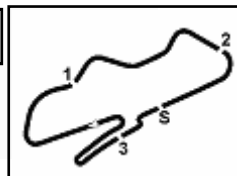
First Line: Championship Standings - Second Line: Race Position - Underline: Best Finisher

These data/results cannot be reproduced, stored and/or transmitted in whole or in part by any manner of electronic, mechanical, photocopying, recording, broadcasting or otherwise now known or herein after developed without the previous express consent by the copyright owner, except for reproduction in daily press and regular printed publications on sale to the public within 60 days of the event related to those data/results and always provided that copyright symbol appears together as follows below.

© DORNA WSBK ORGANIZATION Srl 2024

FICR PERUGIA TIMING





Donington Park 4.023 m

**Prosecco DOC UK Round, 12-14 July 2024**  
**Best Sectors & Speed Race 1**

**RESULTS**

			Laps
1	<b>22</b> A. CARRASCO	Yamaha YZF-R7	12
2	<b>36</b> B. NEILA	Yamaha YZF-R7	0.511
3	<b>64</b> S. SANCHEZ	Yamaha YZF-R7	0.726
4	<b>6</b> M. HERRERA	Yamaha YZF-R7	0.890
5	<b>96</b> R. PONZIANI	Yamaha YZF-R7	3.476
6	<b>10</b> R. YOCHAY	Yamaha YZF-R7	23.621
7	<b>28</b> D. ONGARO	Yamaha YZF-R7	24.063
8	<b>46</b> P. RUIZ	Yamaha YZF-R7	24.492
9	<b>8</b> T. RELPH	Yamaha YZF-R7	25.939
10	<b>33</b> C. LIU	Yamaha YZF-R7	40.654
11	<b>19</b> A. OUREDNIKOVA	Yamaha YZF-R7	40.982
12	<b>35</b> L. KEMMER	Yamaha YZF-R7	41.265
13	<b>83</b> A. MADRIGAL	Yamaha YZF-R7	41.493
14	<b>44</b> L. HIRANO	Yamaha YZF-R7	42.008
15	<b>16</b> L. MICHEL	Yamaha YZF-R7	43.830
16	<b>21</b> N. VAN ASWEGEN	Yamaha YZF-R7	54.608
17	<b>14</b> M. DOBBS	Yamaha YZF-R7	1'04.745
18	<b>5</b> K. SILFA	Yamaha YZF-R7	1'12.647
19	<b>77</b> A. SIBAJA	Yamaha YZF-R7	1'13.702
20	<b>4</b> E. BONDI	Yamaha YZF-R7	1'32.814
RET	<b>34</b> A. WHITMORE	Yamaha YZF-R7	6 Laps

**SPEED**

1	<b>96</b> R. PONZIANI	Yamaha YZF-R7	204,2
2	<b>36</b> B. NEILA	Yamaha YZF-R7	201,5
3	<b>16</b> L. MICHEL	Yamaha YZF-R7	200,7
4	<b>64</b> S. SANCHEZ	Yamaha YZF-R7	200,4
5	<b>21</b> N. VAN ASWEGEN	Yamaha YZF-R7	200,0
6	<b>8</b> T. RELPH	Yamaha YZF-R7	200,0
7	<b>19</b> A. OUREDNIKOVA	Yamaha YZF-R7	199,6
8	<b>22</b> A. CARRASCO	Yamaha YZF-R7	199,6
9	<b>33</b> C. LIU	Yamaha YZF-R7	199,3
10	<b>83</b> A. MADRIGAL	Yamaha YZF-R7	198,9
11	<b>44</b> L. HIRANO	Yamaha YZF-R7	197,8
12	<b>28</b> D. ONGARO	Yamaha YZF-R7	197,8
13	<b>34</b> A. WHITMORE	Yamaha YZF-R7	197,1
14	<b>10</b> R. YOCHAY	Yamaha YZF-R7	197,1
15	<b>35</b> L. KEMMER	Yamaha YZF-R7	196,4
16	<b>4</b> E. BONDI	Yamaha YZF-R7	196,0
17	<b>46</b> P. RUIZ	Yamaha YZF-R7	196,0
18	<b>6</b> M. HERRERA	Yamaha YZF-R7	194,9
19	<b>14</b> M. DOBBS	Yamaha YZF-R7	194,6
20	<b>77</b> A. SIBAJA	Yamaha YZF-R7	193,9
21	<b>5</b> K. SILFA	Yamaha YZF-R7	190,1

**SEG. 1**

1	<b>96</b> R. PONZIANI	21.507
2	<b>64</b> S. SANCHEZ	21.575
3	<b>36</b> B. NEILA	21.596
4	<b>6</b> M. HERRERA	21.647
5	<b>22</b> A. CARRASCO	21.770
6	<b>8</b> T. RELPH	21.919
7	<b>10</b> R. YOCHAY	21.998
8	<b>46</b> P. RUIZ	22.045
9	<b>28</b> D. ONGARO	22.065
10	<b>83</b> A. MADRIGAL	22.098
11	<b>14</b> M. DOBBS	22.143
12	<b>35</b> L. KEMMER	22.185
13	<b>19</b> A. OUREDNIKOVA	22.186
14	<b>44</b> L. HIRANO	22.253
15	<b>16</b> L. MICHEL	22.301
16	<b>33</b> C. LIU	22.307
17	<b>34</b> A. WHITMORE	22.329
18	<b>4</b> E. BONDI	22.369
19	<b>21</b> N. VAN ASWEGEN	22.549
20	<b>77</b> A. SIBAJA	22.817
21	<b>5</b> K. SILFA	22.836

**SEG. 2**

1	<b>96</b> R. PONZIANI	26.438
2	<b>64</b> S. SANCHEZ	26.516
3	<b>6</b> M. HERRERA	26.607
4	<b>22</b> A. CARRASCO	26.666
5	<b>36</b> B. NEILA	26.677
6	<b>8</b> T. RELPH	27.120
7	<b>46</b> P. RUIZ	27.129
8	<b>28</b> D. ONGARO	27.195
9	<b>10</b> R. YOCHAY	27.240
10	<b>35</b> L. KEMMER	27.288
11	<b>16</b> L. MICHEL	27.433
12	<b>44</b> L. HIRANO	27.437
13	<b>34</b> A. WHITMORE	27.457
14	<b>14</b> M. DOBBS	27.485
15	<b>83</b> A. MADRIGAL	27.497
16	<b>33</b> C. LIU	27.565
17	<b>19</b> A. OUREDNIKOVA	27.589
18	<b>4</b> E. BONDI	27.871
19	<b>21</b> N. VAN ASWEGEN	28.051
20	<b>5</b> K. SILFA	28.498
21	<b>77</b> A. SIBAJA	28.617

**SEG. 3**

1	<b>36</b> B. NEILA	25.202
2	<b>22</b> A. CARRASCO	25.203
3	<b>6</b> M. HERRERA	25.234
4	<b>64</b> S. SANCHEZ	25.270
5	<b>96</b> R. PONZIANI	25.340
6	<b>46</b> P. RUIZ	25.761
7	<b>8</b> T. RELPH	25.769
8	<b>10</b> R. YOCHAY	25.853
9	<b>28</b> D. ONGARO	25.868
10	<b>44</b> L. HIRANO	25.892
11	<b>83</b> A. MADRIGAL	25.980
12	<b>19</b> A. OUREDNIKOVA	26.000
13	<b>16</b> L. MICHEL	26.004
14	<b>34</b> A. WHITMORE	26.075
15	<b>14</b> M. DOBBS	26.110
16	<b>33</b> C. LIU	26.112
17	<b>35</b> L. KEMMER	26.153
18	<b>4</b> E. BONDI	26.332
19	<b>21</b> N. VAN ASWEGEN	26.354
20	<b>5</b> K. SILFA	26.669
21	<b>77</b> A. SIBAJA	26.795

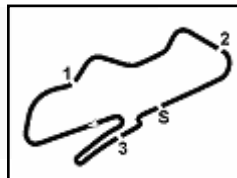
**SEG. 4**

1	<b>22</b> A. CARRASCO	25.834
2	<b>36</b> B. NEILA	25.891
3	<b>6</b> M. HERRERA	25.899
4	<b>96</b> R. PONZIANI	25.979
5	<b>28</b> D. ONGARO	26.007
6	<b>64</b> S. SANCHEZ	26.018
7	<b>10</b> R. YOCHAY	26.035
8	<b>46</b> P. RUIZ	26.211
9	<b>33</b> C. LIU	26.265
10	<b>8</b> T. RELPH	26.341
11	<b>16</b> L. MICHEL	26.380
12	<b>19</b> A. OUREDNIKOVA	26.385
13	<b>83</b> A. MADRIGAL	26.564
14	<b>35</b> L. KEMMER	26.585
15	<b>21</b> N. VAN ASWEGEN	26.590
16	<b>14</b> M. DOBBS	26.597
17	<b>4</b> E. BONDI	26.609
18	<b>44</b> L. HIRANO	26.767
19	<b>77</b> A. SIBAJA	26.884
20	<b>5</b> K. SILFA	26.988
21	<b>34</b> A. WHITMORE	27.232

13/07/2024

These data/results cannot be reproduced, stored and/or transmitted in whole or in part by any manner of electronic, mechanical, photocopying, recording, broadcasting or otherwise now known or herein after developed without the previous express consent by the copyright owner, except for reproduction in daily press and regular printed publications on sale to the public within 60 days of the event related to those data/results and always provided that copyright symbol appears together as follows below.

© DORNA WSBK ORGANIZATION Srl 2024



Donington Park 4.023 m

**Prosecco DOC UK Round, 12-14 July 2024**  
**Lap Chart Race 1**

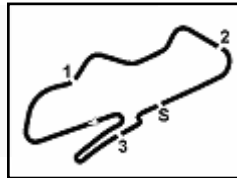
**1 / 3**

Lap												
	1	2	3	4	5	6	7	8	9	10	11	12
1	6	6	22	22	22	22	6	6	22	6	22	22
2	22	22	6	6	6	6	22	22	6	22	36	36
3	64	64	64	64	64	64	36	36	64	36	6	64
4	36	36	36	36	36	36	64	64	36	64	64	6
5	96	96	96	96	96	96	96	96	96	96	96	96
6	8	8	8	8	8	8	8	28	28	28	28	10
7	46	28	28	28	28	28	28	8	10	10	10	28
8	10	46	46	46	46	46	46	10	8	46	8	46
9	28	10	10	10	10	10	10	46	46	8	46	8
10	14	14	14	14	14	14	14	14	14	14	16	33
11	4	16	4	4	16	33	16	16	16	16	14	16
12	16	4	16	16	33	16	33	33	33	33	33	19
13	83	83	83	83	44	44	44	35	35	35	35	35
14	44	44	44	33	83	19	35	19	19	19	19	83
15	21	33	33	44	19	83	19	44	44	44	83	44
16	33	21	21	19	35	35	83	83	83	83	44	21
17	19	19	19	21	34	34	21	21	21	21	21	14
18	35	35	35	35	21	21	5	5	5	5	5	5
19	34	34	34	34	5	5	77	77	77	77	77	77
20	77	5	5	5	77	77	4	4	4	4	4	4
21	5	77	77	77	4	4						

Final Result		
1	<b>22</b> A. CARRASCO	Laps 12
2	<b>36</b> B. NEILA	0.511
3	<b>64</b> S. SANCHEZ	0.726
4	<b>6</b> M. HERRERA	0.890
5	<b>96</b> R. PONZIANI	3.476
6	<b>10</b> R. YOCHAY	23.621
7	<b>28</b> D. ONGARO	24.063
8	<b>46</b> P. RUIZ	24.492
9	<b>8</b> T. RELPH	25.939
10	<b>33</b> C. LIU	40.654
11	<b>19</b> A. OUREDICKOVA	40.982
12	<b>35</b> L. KEMMER	41.265
13	<b>83</b> A. MADRIGAL	41.493
14	<b>44</b> L. HIRANO	42.008
15	<b>16</b> L. MICHEL (P)	43.830
16	<b>21</b> N. VAN ASWEGEN	54.608
17	<b>14</b> M. DOBBS	1'04.745
18	<b>5</b> K. SILFA	1'12.647
19	<b>77</b> A. SIBAJA	1'13.702
20	<b>4</b> E. BONDI	1'32.814
RET	<b>34</b> A. WHITMORE	6 Laps

13/07/2024  
These data/results cannot be reproduced, stored and/or transmitted in whole or in part by any manner of electronic, mechanical, photocopying, recording, broadcasting or otherwise now known or herein after developed without the previous express consent by the copyright owner, except for reproduction in daily press and regular printed publications on sale to the public within 60 days of the event related to those data/results and always provided that copyright symbol appears together as follows below.  
© DORNA WSBK ORGANIZATION Srl 2024





Donington Park 4.023 m

Prosecco DOC UK Round, 12-14 July 2024  
Lap Chart Race 1

2 / 3

Lap 1

1	6	M.Herrera	1'43.303
2	22	A.Carrasco	0.523
3	64	S.Sanchez	0.894
4	36	B.Neila	1.097
5	96	R.Ponziani	2.210
6	8	T.Relph	2.816
7	46	P.Ruiz	3.087
8	10	R.Yochay	3.595
9	28	O.Ongaro	3.952
10	14	M.Dobbs	4.547
11	4	E.Bondi	5.167
12	16	L.Michel	5.577
13	83	A.Madrigal	5.845
14	44	L.Hirano	6.175
15	21	Nvan Aswegen	6.501
16	33	C.Liu	7.235
17	19	A.Durednickova	7.876
18	35	L.Kemmer	8.293
19	34	A.Whitmore	8.863
20	77	A.Sibaja	9.001
21	5	K.Silfa	9.499

3	64	S.Sanchez	0.635
4	36	B.Neila	0.906
5	96	R.Ponziani	1.296
6	8	T.Relph	7.419
7	28	O.Ongaro	7.711
8	46	P.Ruiz	7.920
9	10	R.Yochay	8.225
10	14	M.Dobbs	12.103
11	4	E.Bondi	14.393
12	16	L.Michel	15.011
13	83	A.Madrigal	15.270
14	33	C.Liu	15.771
15	44	L.Hirano	16.027
16	19	A.Durednickova	17.530
17	21	Nvan Aswegen	17.911
18	35	L.Kemmer	18.466
19	34	A.Whitmore	19.350
20	5	K.Silfa	27.227
21	77	A.Sibaja	27.734

7	28	O.Ongaro	12.234
8	46	P.Ruiz	12.380
9	10	R.Yochay	13.111
10	14	M.Dobbs	22.461
11	16	L.Michel	25.458
12	33	C.Liu	25.884
13	44	L.Hirano	26.217
14	35	L.Kemmer	26.308
15	19	A.Durednickova	26.576
16	83	A.Madrigal	26.893
17	21	Nvan Aswegen	32.235
18	5	K.Silfa	45.578
19	77	A.Sibaja	45.827
20	4	E.Bondi	1'02.950

14	19	A.Durednickova	35.176
15	44	L.Hirano	35.666
16	83	A.Madrigal	35.790
17	21	Nvan Aswegen	45.043
18	5	K.Silfa	1'01.629
19	77	A.Sibaja	1'02.505
20	4	E.Bondi	1'21.356

Lap 11

1	22	A.Carrasco	18'26.117
2	36	B.Neila	0.236
3	6	M.Herrera	0.452
4	64	S.Sanchez	0.882
5	96	R.Ponziani	1.141
6	28	O.Ongaro	21.279
7	10	R.Yochay	21.511
8	8	T.Relph	21.835
9	46	P.Ruiz	22.029
10	16	L.Michel	36.622
11	14	M.Dobbs	36.873
12	33	C.Liu	37.155
13	35	L.Kemmer	37.887
14	19	A.Durednickova	38.075
15	83	A.Madrigal	38.213
16	44	L.Hirano	38.788
17	21	Nvan Aswegen	49.949
18	5	K.Silfa	1'06.877
19	77	A.Sibaja	1'08.166
20	4	E.Bondi	1'27.002

Lap 2

1	6	M.Herrera	3'24.151
2	22	A.Carrasco	0.362
3	64	S.Sanchez	0.635
4	36	B.Neila	0.825
5	96	R.Ponziani	1.800
6	8	T.Relph	3.373
7	28	O.Ongaro	4.803
8	46	P.Ruiz	5.035
9	10	R.Yochay	5.377
10	14	M.Dobbs	6.519
11	16	L.Michel	8.171
12	4	E.Bondi	8.362
13	83	A.Madrigal	8.449
14	44	L.Hirano	8.963
15	33	C.Liu	10.258
16	21	Nvan Aswegen	10.490
17	19	A.Durednickova	11.054
18	35	L.Kemmer	11.261
19	34	A.Whitmore	11.979
20	5	K.Silfa	15.203
21	77	A.Sibaja	15.507

Lap 5

1	22	A.Carrasco	8'25.552
2	6	M.Herrera	0.217
3	64	S.Sanchez	0.575
4	36	B.Neila	0.708
5	96	R.Ponziani	1.293
6	8	T.Relph	9.070
7	28	O.Ongaro	9.294
8	46	P.Ruiz	9.539
9	10	R.Yochay	9.766
10	14	M.Dobbs	15.111
11	16	L.Michel	18.872
12	33	C.Liu	19.031
13	44	L.Hirano	19.265
14	83	A.Madrigal	19.515
15	19	A.Durednickova	19.847
16	35	L.Kemmer	21.281
17	34	A.Whitmore	22.834
18	21	Nvan Aswegen	23.931
19	5	K.Silfa	32.980
20	77	A.Sibaja	33.635
21	4	E.Bondi	48.341

Lap 8

1	6	M.Herrera	13'26.214
2	22	A.Carrasco	0.287
3	36	B.Neila	0.448
4	64	S.Sanchez	0.685
5	96	R.Ponziani	0.994
6	28	O.Ongaro	14.575
7	8	T.Relph	14.828
8	10	R.Yochay	15.011
9	46	P.Ruiz	15.471
10	14	M.Dobbs	25.497
11	16	L.Michel	27.880
12	33	C.Liu	28.922
13	35	L.Kemmer	29.027
14	19	A.Durednickova	29.238
15	44	L.Hirano	29.692
16	83	A.Madrigal	29.877
17	21	Nvan Aswegen	36.262
18	5	K.Silfa	50.957
19	77	A.Sibaja	51.481
20	4	E.Bondi	1'09.295

Lap 12

1	22	A.Carrasco	20'05.941
2	36	B.Neila	0.511
3	64	S.Sanchez	0.726
4	6	M.Herrera	0.890
5	96	R.Ponziani	3.476
6	10	R.Yochay	23.621
7	28	O.Ongaro	24.063
8	46	P.Ruiz	24.492
9	8	T.Relph	25.939
10	33	C.Liu	40.654
11	16	L.Michel	40.830
12	19	A.Durednickova	40.982
13	35	L.Kemmer	41.265
14	83	A.Madrigal	41.493
15	44	L.Hirano	42.008
16	21	Nvan Aswegen	54.608
17	14	M.Dobbs	1'04.745
18	5	K.Silfa	1'12.647
19	77	A.Sibaja	1'13.702
20	4	E.Bondi	1'32.814

Lap 3

1	22	A.Carrasco	5'04.701
2	6	M.Herrera	0.220
3	64	S.Sanchez	0.829
4	36	B.Neila	1.083
5	96	R.Ponziani	1.755
6	8	T.Relph	5.047
7	28	O.Ongaro	6.282
8	46	P.Ruiz	6.537
9	10	R.Yochay	6.830
10	14	M.Dobbs	9.405
11	4	E.Bondi	11.465
12	16	L.Michel	11.907
13	83	A.Madrigal	12.304
14	44	L.Hirano	12.878
15	33	C.Liu	13.306
16	21	Nvan Aswegen	13.884
17	19	A.Durednickova	14.099
18	35	L.Kemmer	15.420
19	34	A.Whitmore	16.110
20	5	K.Silfa	20.853
21	77	A.Sibaja	21.089

Lap 6

1	22	A.Carrasco	10'05.675
2	6	M.Herrera	0.188
3	64	S.Sanchez	0.556
4	36	B.Neila	0.770
5	96	R.Ponziani	1.050
6	8	T.Relph	10.606
7	28	O.Ongaro	10.756
8	46	P.Ruiz	10.977
9	10	R.Yochay	11.188
10	14	M.Dobbs	18.854
11	33	C.Liu	22.515
12	16	L.Michel	22.586
13	44	L.Hirano	22.786
14	19	A.Durednickova	23.351
15	83	A.Madrigal	23.566
16	35	L.Kemmer	23.746
17	34	A.Whitmore	26.529
18	21	Nvan Aswegen	28.117
19	5	K.Silfa	39.367
20	77	A.Sibaja	39.900
21	4	E.Bondi	56.826

Lap 9

1	22	A.Carrasco	15'06.330
2	6	M.Herrera	0.201
3	64	S.Sanchez	0.634
4	36	B.Neila	0.788
5	96	R.Ponziani	1.159
6	28	O.Ongaro	16.884
7	10	R.Yochay	17.097
8	8	T.Relph	17.640
9	46	P.Ruiz	17.663
10	14	M.Dobbs	29.005
11	16	L.Michel	29.882
12	33	C.Liu	31.648
13	35	L.Kemmer	31.970
14	19	A.Durednickova	32.151
15	44	L.Hirano	32.557
16	83	A.Madrigal	32.745
17	21	Nvan Aswegen	40.414
18	5	K.Silfa	56.199
19	77	A.Sibaja	56.659
20	4	E.Bondi	1'15.340

14	19	A.Durednickova	35.176
15	44	L.Hirano	35.666
16	83	A.Madrigal	35.790
17	21	Nvan Aswegen	45.043
18	5	K.Silfa	1'01.629
19	77	A.Sibaja	1'02.505
20	4	E.Bondi	1'21.356

Lap 4

1	22	A.Carrasco	6'45.216
2	6	M.Herrera	0.162

Lap 7

1	6	M.Herrera	11'45.893
2	22	A.Carrasco	0.267
3	36	B.Neila	0.413
4	64	S.Sanchez	0.737
5	96	R.Ponziani	0.894
6	8	T.Relph	12.173

Lap 10

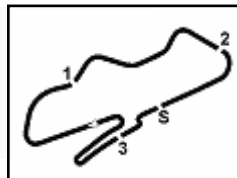
1	6	M.Herrera	16'46.173
2	22	A.Carrasco	0.225
3	36	B.Neila	0.587
4	64	S.Sanchez	0.868
5	96	R.Ponziani	1.066
6	28	O.Ongaro	18.983
7	10	R.Yochay	19.195
8	46	P.Ruiz	19.558
9	8	T.Relph	19.965
10	14	M.Dobbs	32.631
11	16	L.Michel	32.853
12	33	C.Liu	34.627
13	35	L.Kemmer	34.875

13/07/2024  
These data/results cannot be reproduced, stored and/or transmitted in whole or in part by any manner of electronic, mechanical, photocopying, recording, broadcasting or otherwise now known or herein after developed without the previous express consent by the copyright owner, except for reproduction in daily press and regular printed publications on sale to the public within 60 days of the event related to those data/results and always provided that copyright symbol appears together as follows below.

© DORNA WSBK ORGANIZATION Srl 2024







Donington Park 4.023 m

**Prosecco DOC UK Round, 12-14 July 2024**  
**Lap Chart Race 1**

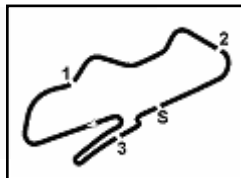
**Race Pace Comparison**

	<b>22 Car</b>	<b>36 Nei</b>	<b>64 San</b>	<b>6 Her</b>	<b>96 Pon</b>	<b>10 Yoc</b>	<b>28 Ong</b>	<b>46 Rui</b>	<b>8 Rel</b>	<b>33 Liu</b>	<b>19 Dur</b>	<b>35 Kem</b>	<b>83 Mad</b>	<b>44 Hir</b>
1	1'43.826	1'44.400	1'44.197	1'43.303	1'45.513	1'46.898	1'47.255	1'46.390	1'46.119	1'50.538	1'51.179	1'51.596	1'49.148	1'49.478
2	1'40.687	1'40.576	1'40.589	1'40.848	1'40.438	1'42.630	1'41.699	1'42.796	<b>1'41.405</b>	1'43.871	1'44.026	1'43.816	1'43.452	1'43.636
3	1'40.188	1'40.808	1'40.744	1'40.770	1'40.505	1'42.003	1'42.029	1'42.052	1'42.224	1'43.598	1'43.595	1'44.709	1'44.405	1'44.465
4	1'40.515	1'40.338	1'40.321	1'40.457	1'40.056	1'41.910	1'41.944	1'41.898	1'42.887	1'42.980	1'43.946	1'43.561	1'43.481	1'43.664
5	1'40.336	1'40.138	1'40.276	1'40.391	1'40.333	1'41.877	1'41.919	1'41.955	1'41.987	1'43.596	<b>1'42.653</b>	1'43.151	1'44.581	1'43.574
6	1'40.123	1'40.185	1'40.104	1'40.094	1'39.880	<b>1'41.545</b>	<b>1'41.585</b>	<b>1'41.561</b>	1'41.659	1'43.607	1'43.627	<b>1'42.588</b>	1'44.174	1'43.644
7	1'40.485	1'39.861	1'40.399	1'40.030	1'40.062	1'42.141	1'41.696	1'41.621	1'41.785	1'43.587	1'43.443	1'42.780	1'43.545	1'43.649
8	1'40.341	1'40.356	1'40.269	1'40.321	1'40.421	1'42.221	1'42.662	1'43.412	1'42.976	1'43.359	1'42.983	1'43.040	1'43.305	1'43.796
9	1'39.829	1'40.456	1'40.065	1'40.317	1'40.281	1'42.202	1'42.425	1'42.308	1'42.928	1'42.842	1'43.029	1'43.059	1'42.984	1'42.981
10	1'40.068	1'39.642	1'40.077	<b>1'39.642</b>	<b>1'39.750</b>	1'41.941	1'41.942	1'41.738	1'42.168	1'42.822	1'42.868	1'42.748	1'42.888	<b>1'42.952</b>
11	<b>1'39.719</b>	<b>1'39.593</b>	1'39.958	1'40.396	1'40.019	1'42.260	1'42.240	1'42.415	1'41.814	<b>1'42.472</b>	1'42.843	1'42.956	<b>1'42.367</b>	1'43.066
12	1'39.824	1'40.099	<b>1'39.668</b>	1'40.262	1'42.159	1'41.934	1'42.608	1'42.287	1'43.928	1'43.323	1'42.731	1'43.202	1'43.104	1'43.044

	<b>16 Mic</b>	<b>21 vAs</b>	<b>14 Dob</b>	<b>5 Sil</b>	<b>77 Sib</b>	<b>4 Bon</b>	<b>34 Whi</b>
1	1'48.880	1'49.804	1'47.850	1'52.802	1'52.304	1'48.470	1'52.166
2	1'43.442	1'44.837	<b>1'42.820</b>	1'46.552	1'47.354	1'44.043	1'43.964
3	1'44.286	<b>1'43.944</b>	1'43.436	1'46.200	1'46.132	1'43.653	1'44.681
4	1'43.619	1'44.542	1'43.213	1'46.889	1'47.160	<b>1'43.443</b>	<b>1'43.755</b>
5	1'44.197	1'46.356	1'43.344	1'46.089	1'46.237	2'14.284	1'43.820
6	1'43.837	1'44.309	1'43.866	1'46.510	1'46.388	1'48.608	1'43.818
7	1'43.090	1'44.336	1'43.825	1'46.429	1'46.145	1'46.342	
8	1'42.743	1'44.348	1'43.357	1'45.700	1'45.975	1'46.666	
9	<b>1'42.118</b>	1'44.268	1'43.624	1'45.358	<b>1'45.294</b>	1'46.161	
10	1'42.814	1'44.472	1'43.469	1'45.273	1'45.689	1'45.859	
11	1'43.713	1'44.850	1'44.186	<b>1'45.192</b>	1'45.605	1'45.590	
12	1'44.032	1'44.483	2'07.696	1'45.594	1'45.360	1'45.636	

13/07/2024  
 These data/results cannot be reproduced, stored and/or transmitted in whole or in part by any manner of electronic, mechanical, photocopying, recording, broadcasting or otherwise now known or herein after developed without the previous express consent by the copyright owner, except for reproduction in daily press and regular printed publications on sale to the public within 60 days of the event related to those data/results and always provided that copyright symbol appears together as follows below.  
 © DORNA WSBK ORGANIZATION Srl 2024





Donington Park 4.023 m

### Prosecco DOC UK Round, 12-14 July 2024 Chronological Analysis Race 1

Start at 12:20'40.046

1 / 3

1° 22 A. CARRASCO [1'39.719]							
Lap	Seg.1	Seg.2	Seg.3	Seg.4	Lap Time	km/h	Local Time
1		27.148	25.702	26.400	1'43.826	189,5	12:22'23.872
2	21.846	26.782	25.646	26.413	1'40.687	194,9	12:24'04.559
3	21.830	26.795	25.477	26.086	1'40.188	190,5	12:25'44.747
4	21.920	26.851	25.579	26.165	1'40.515	190,5	12:27'25.262
5	21.913	26.857	25.373	26.193	1'40.336	191,8	12:29'05.598
6	21.890	26.776	25.328	26.129	1'40.123	192,2	12:30'45.721
7	21.847	26.755	25.574	26.309	1'40.485	191,8	12:32'26.206
8	21.770	27.133	25.439	25.999	1'40.341 C	199,6	12:34'06.547
9	21.782	26.922	25.203	25.922	1'39.829	192,2	12:35'46.376
10	21.789	26.790	25.377	26.112	1'40.068	190,5	12:37'26.444
11	21.820	26.797	25.268	25.834	1'39.719	192,5	12:39'06.163
12	21.820	26.666	25.327	26.011	1'39.824	190,8	12:40'45.987

Race Time 20'05.941

1						27.100	26.660	26.518	1'45.513	194,6	12:22'25.559
2	21.798					26.785	25.584	26.271	1'40.438	195,7	12:24'05.997
3	21.773					26.744	25.714	26.274	1'40.505	197,1	12:25'46.502
4	21.798					26.735	25.468	26.055	1'40.056	196,7	12:27'26.558
5	21.602					26.612	25.792	26.327	1'40.333	198,2	12:29'06.891
6	21.806					26.438	25.340	26.296	1'39.880	201,5	12:30'46.771
7	21.541					26.741	25.554	26.226	1'40.062	204,2	12:32'26.833
8	21.694					26.951	25.628	26.148	1'40.421 C	202,6	12:34'07.254
9	21.612					26.900	25.686	26.083	1'40.281	203,0	12:35'47.535
10	21.555					26.736	25.480	26.979	1'39.750	198,5	12:37'27.285
11	21.507					26.757	25.640	26.115	1'40.019	201,1	12:39'07.304
12	21.563					28.110	26.080	26.406	1'42.159 C	193,5	12:40'49.463

Race Time 20'09.417

2° 36 B. NEILA [1'39.593]							
Lap	Seg.1	Seg.2	Seg.3	Seg.4	Lap Time	km/h	Local Time
1		27.229	25.795	26.382	1'44.400	197,4	12:22'24.446
2	21.848	26.835	25.512	26.381	1'40.576	196,0	12:24'05.022
3	21.771	26.968	25.695	26.374	1'40.808	196,4	12:25'45.830
4	21.722	26.729	25.453	26.434	1'40.338 C	197,4	12:27'26.168
5	21.721	26.824	25.374	26.219	1'40.138	197,8	12:29'06.306
6	21.795	26.736	25.401	26.253	1'40.185 C	199,6	12:30'46.491
7	21.596	26.725	25.329	26.211	1'39.861	201,5	12:32'26.352
8	21.730	26.870	25.531	26.225	1'40.356 C	193,9	12:34'06.708
9	21.754	26.949	25.752	26.001	1'40.456	198,9	12:35'47.164
10	21.597	26.929	25.202	25.914	1'39.642	200,7	12:37'26.806
11	21.651	26.782	25.269	25.891	1'39.593	196,4	12:39'06.399
12	21.745	26.677	25.699	25.978	1'40.099	192,9	12:40'46.498

Race Time 20'06.452

6° 10 R. YOCHAY [1'41.545]								
Lap	Seg.1	Seg.2	Seg.3	Seg.4	Lap Time	km/h	Local Time	
1			27.986	26.270	26.585	1'46.898	195,3	12:22'26.944
2	22.213		27.240	26.216	26.961	1'42.630	195,7	12:24'09.574
3	22.178		27.389	26.094	26.342	1'42.003	196,4	12:25'51.577
4	22.058		27.421	26.164	26.267	1'41.910	190,8	12:27'33.487
5	22.178		27.549	25.853	26.297	1'41.877	196,7	12:29'15.364
6	21.998		27.353	26.055	26.139	1'41.545	194,6	12:30'56.909
7	22.493		27.331	26.097	26.220	1'42.141	195,3	12:32'39.050
8	22.068		28.034	25.975	26.144	1'42.221	191,2	12:34'21.271
9	22.181		27.476	26.207	26.338	1'42.202	192,2	12:36'03.473
10	22.282		27.522	26.102	26.035	1'41.941	192,5	12:37'45.414
11	22.331		27.528	26.101	26.300	1'42.260	194,6	12:39'27.674
12	22.143		27.451	26.256	26.084	1'41.934	197,1	12:41'09.608

Race Time 20'29.562

3° 64 S. SANCHEZ [1'39.668]							
Lap	Seg.1	Seg.2	Seg.3	Seg.4	Lap Time	km/h	Local Time
1		27.278	25.773	26.354	1'44.197	195,3	12:22'24.243
2	21.889	26.630	25.716	26.354	1'40.589	195,3	12:24'04.832
3	21.815	26.873	25.819	26.237	1'40.744	194,6	12:25'45.576
4	21.685	26.678	25.657	26.301	1'40.321	196,7	12:27'25.897
5	21.764	26.739	25.533	26.240	1'40.276	194,9	12:29'06.173
6	21.684	26.721	25.495	26.204	1'40.104	196,4	12:30'46.277
7	21.667	26.739	25.652	26.341	1'40.399	198,2	12:32'26.676
8	21.681	26.799	25.727	26.062	1'40.269 C	200,4	12:34'06.945
9	21.677	26.793	25.577	26.018	1'40.065	196,0	12:35'47.010
10	21.644	26.773	25.345	26.315	1'40.077	197,4	12:37'27.087
11	21.580	26.770	25.496	26.112	1'39.958	198,5	12:39'07.045
12	21.575	26.516	25.270	26.307	1'39.668	197,1	12:40'46.713

Race Time 20'06.667

7° 28 D. ONGARO [1'41.585]								
Lap	Seg.1	Seg.2	Seg.3	Seg.4	Lap Time	km/h	Local Time	
1			27.851	27.242	26.313	1'47.255	197,8	12:22'27.301
2	22.065		27.344	25.980	26.310	1'41.699	197,8	12:24'09.000
3	22.308		27.476	25.963	26.282	1'42.029	192,2	12:25'51.029
4	22.201		27.397	25.902	26.444	1'41.944	193,2	12:27'32.973
5	22.211		27.380	26.004	26.324	1'41.919	193,2	12:29'14.892
6	22.134		27.264	25.868	26.319	1'41.585	194,9	12:30'56.477
7	22.334		27.195	25.871	26.296	1'41.696	195,7	12:32'38.173
8	22.341		27.623	26.349	26.349	1'42.662	190,5	12:34'20.835
9	22.363		27.523	26.160	26.379	1'42.425	190,8	12:36'03.260
10	22.276		27.647	25.920	26.099	1'41.942	191,8	12:37'45.202
11	22.346		27.585	26.288	26.021	1'42.240	191,5	12:39'27.442
12	22.229		27.472	26.900	26.007	1'42.608	192,5	12:41'10.050

Race Time 20'30.004

4° 6 M. HERRERA [1'39.642]							
Lap	Seg.1	Seg.2	Seg.3	Seg.4	Lap Time	km/h	Local Time
1		27.408	25.542	25.921	1'43.303	193,2	12:22'23.349
2	22.063	26.912	25.840	26.033	1'40.848	191,2	12:24'04.197
3	21.998	26.797	25.812	26.163	1'40.770	180,3	12:25'44.967
4	21.847	26.853	25.607	26.150	1'40.457	193,5	12:27'25.424
5	21.862	26.832	25.487	26.210	1'40.391	192,9	12:29'05.815
6	21.844	26.744	25.447	26.059	1'40.094	194,2	12:30'45.909
7	21.776	26.761	25.412	26.081	1'40.030	194,6	12:32'25.939
8	21.899	26.912	25.555	25.955	1'40.321 C	190,5	12:34'06.260
9	21.970	26.787	25.661	25.899	1'40.317	186,2	12:35'46.577
10	21.825	26.654	25.234	25.929	1'39.642	194,9	12:37'26.219
11	21.917	26.767	25.751	25.961	1'40.396	189,8	12:39'06.615
12	21.647	26.607	25.892	26.116	1'40.262	189,1	12:40'46.877

Race Time 20'06.831

8° 46 P. RUIZ [1'41.561]								
Lap	Seg.1	Seg.2	Seg.3	Seg.4	Lap Time	km/h	Local Time	
1			28.031	26.232	26.628	1'46.390	192,9	12:22'26.436
2	22.133		27.584	26.198	26.881	1'42.796	189,8	12:24'09.232
3	22.289		27.459	26.006	26.298	1'42.052	192,9	12:25'51.284
4	22.124		27.430	26.108	26.236	1'41.898	191,8	12:27'33.182
5	22.237		27.469	25.901	26.348	1'41.955	193,2	12:29'15.137
6	22.105		27.289	25.761	26.406	1'41.561	194,9	12:30'56.698
7	22.466		27.129	25.795	26.231	1'41.621	196,0	12:32'38.319
8	22.623		27.960	26.361	26.468	1'43.412	189,5	12:34'21.731
9	22.226		27.567	26.056	26.459	1'42.308	194,2	12:36'04.039
10	22.269		27.325	25.879	26.265	1'41.738	195,7	12:37'45.777
11	22.151		27.769	26.117	26.378	1'42.415	189,5	12:39'28.192
12	22.045		27.390	26.641	26.211	1'42.287	194,2	12:41'10.479

Race Time 20'30.433

5° 96 R. PONZIANI [1'39.750]							
Lap	Seg.1	Seg.2	Seg.3	Seg.4	Lap Time	km/h	Local Time

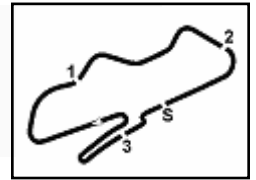
9° 8 T. RELPH [1'41.405]								
Lap	Seg.1	Seg.2	Seg.3	Seg.4	Lap Time	km/h	Local Time	
1			27.996	25.920	26.526	1'46.119	198,2	12:22'26.165
2	21.984		27.120	25.773	26.528	1'41.405	193,5	12:24'07.570

13/07/2024 P = Pits In/Out - C = Lap Time Cancelled

These data/results cannot be reproduced, stored and/or transmitted in whole or in part by any manner of electronic, mechanical, photocopying, recording, broadcasting or otherwise now known or herein after developed without the previous express consent by the copyright owner, except for reproduction in daily press and regular printed publications on sale to the public within 60 days of the event related to those data/results and always provided that copyright symbol appears together as follows below.

© DORNA WSBK ORGANIZATION Srl 2024





Donington Park 4.023 m

**Prosecco DOC UK Round, 12-14 July 2024  
Chronological Analysis Race 1**

Start at 12:20'40.046

**2 / 3**

3	22.216	27.376	25.977	26.655	1'42.224	191,2	12:25'49.794	5	22.413	28.023	26.533	27.612	1'44.581	190,8	12:29'25.113
4	22.281	27.816	26.140	26.650	1'42.887	190,5	12:27'32.681	6	22.666	28.028	26.317	27.163	1'44.174	195,7	12:31'09.287
5	22.164	27.487	25.927	26.409	1'41.987	190,1	12:29'14.668	7	22.779	27.709	26.271	26.786	1'43.545	196,4	12:32'52.832
6	22.126	27.392	25.799	26.342	1'41.659	190,5	12:30'56.327	8	22.429	27.983	26.123	26.770	1'43.305	197,1	12:34'36.137
7	22.213	27.288	<b>25.769</b>	26.515	1'41.785	190,8	12:32'38.112	9	22.540	<b>27.497</b>	26.253	26.694	1'42.984	196,0	12:36'19.121
8	22.593	27.655	26.054	26.674	1'42.976	195,3	12:34'21.088	10	22.350	27.663	26.161	26.714	1'42.888	192,9	12:38'02.009
9	22.481	27.606	26.198	26.643	1'42.928	195,7	12:36'04.016	11	<b>22.098</b>	27.725	<b>25.980</b>	<b>26.564</b>	<b>1'42.367</b>	<b>198,9</b>	12:39'44.376
10	22.455	27.430	25.942	<b>26.341</b>	1'42.168	<b>200,0</b>	12:37'46.184	12	22.314	27.657	26.416	26.717	1'43.104	189,8	12:41'27.480
11	<b>21.919</b>	27.455	25.919	26.521	1'41.814	194,9	12:39'27.998								
12	22.001	27.409	27.834	26.684	1'43.928	198,2	12:41'11.926								

Race Time 20'47.434

Race Time 20'31.880

**14° 44 L. HIRANO [1'42.952]**

Lap	Seg.1	Seg.2	Seg.3	Seg.4	Lap Time	km/h	Local Time
1		28.491	26.448	27.219	1'49.478	<b>197,8</b>	12:22'29.524
2	22.340	27.874	26.159	27.263	1'43.636	194,6	12:24'13.160
3	22.538	28.203	26.369	27.355	1'44.465	194,6	12:25'57.625
4	22.581	27.856	26.199	27.028	1'43.664	193,5	12:27'41.289
5	22.452	27.797	26.271	27.054	1'43.574	195,7	12:29'24.863
6	22.559	27.810	26.414	26.861	1'43.644	192,9	12:31'08.507
7	22.678	27.860	26.162	26.949	1'43.649	194,2	12:32'52.156
8	22.553	28.143	26.156	26.944	1'43.796	194,2	12:34'35.952
9	22.465	27.522	26.227	<b>26.767</b>	1'42.981	193,9	12:36'18.933
10	<b>22.253</b>	27.756	26.145	26.798	<b>1'42.952</b>	195,3	12:38'01.885
11	22.353	27.883	<b>25.892</b>	26.938	1'43.066	193,9	12:39'44.951
12	22.346	<b>27.437</b>	26.072	27.189	1'43.044	194,6	12:41'27.995

Race Time 20'47.949

Race Time 20'46.595

**15° 16 L. MICHEL [1'42.118]**

Lap	Seg.1	Seg.2	Seg.3	Seg.4	Lap Time	km/h	Local Time
1		28.665	26.482	27.348	1'48.880	<b>200,7</b>	12:22'28.926
2	22.338	27.967	26.335	26.802	1'43.442	196,7	12:24'12.368
3	22.519	28.657	26.345	26.765	1'44.286	195,3	12:25'56.654
4	22.327	28.015	26.530	26.747	1'43.619	191,8	12:27'40.273
5	22.410	27.973	26.675	27.139	1'44.197	192,9	12:29'24.470
6	22.421	27.868	26.520	27.028	1'43.837	191,8	12:31'08.307
7	22.467	27.728	26.254	26.641	1'43.090	192,9	12:32'51.397
8	22.323	27.856	26.110	26.454	1'42.743	192,9	12:34'34.140
9	<b>22.301</b>	<b>27.433</b>	<b>26.004</b>	<b>26.380</b>	<b>1'42.118</b>	193,9	12:36'16.258
10	22.578	27.589	26.075	26.572	1'42.814	194,2	12:37'59.072
11	22.626	27.673	26.525	26.889	1'43.713	195,7	12:39'42.785
12	22.370	28.288	26.264	27.110	1'44.032	197,8	12:41'26.817

Race Time 20'46.771 + 3.000Pen

Race Time 20'46.923

**16° 21 N. VAN ASWEGEN [1'43.944]**

Lap	Seg.1	Seg.2	Seg.3	Seg.4	Lap Time	km/h	Local Time
1		28.688	26.716	26.868	1'49.804	<b>200,0</b>	12:22'29.850
2	<b>22.549</b>	28.227	27.087	26.974	1'44.837	194,6	12:24'14.687
3	22.836	<b>28.051</b>	26.405	26.652	<b>1'43.944</b>	194,9	12:25'58.631
4	22.571	28.535	26.760	26.676	1'44.542	193,9	12:27'43.173
5	22.573	28.336	26.702	26.745	1'46.356	192,9	12:29'29.529
6	22.666	28.476	26.456	26.711	1'44.309	191,8	12:31'13.838
7	22.706	28.374	26.542	26.714	1'44.336	192,5	12:32'58.174
8	22.946	28.288	26.476	26.638	1'44.348	191,5	12:34'42.522
9	22.853	28.418	26.407	<b>26.590</b>	1'44.268	191,5	12:36'26.790
10	22.820	28.386	26.435	26.831	1'44.472	191,5	12:38'11.262
11	22.771	28.609	26.703	26.767	1'44.850	191,2	12:39'56.112
12	22.938	28.287	<b>26.354</b>	26.904	1'44.483	192,5	12:41'40.595

Race Time 21'00.549

Race Time 20'47.206

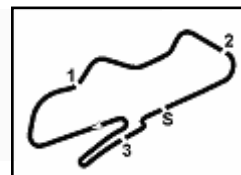
**17° 14 M. DOBBS [1'42.820]**

Lap	Seg.1	Seg.2	Seg.3	Seg.4	Lap Time	km/h	Local Time
1		28.168	26.233	26.983	1'47.850	<b>194,6</b>	12:22'27.896
2	<b>22.143</b>	<b>27.485</b>	26.239	26.953	<b>1'42.820</b>	193,2	12:24'10.716
3	22.209	27.782	26.433	27.012	1'43.436	190,5	12:25'54.152
4	22.372	28.028	26.216	<b>26.597</b>	1'43.213	190,8	12:27'37.365
5	22.544	27.896	<b>26.110</b>	26.794	1'43.344	188,5	12:29'20.709
6	22.460	27.706	26.544	27.156	1'43.866	189,5	12:31'04.575

13/07/2024 P = Pits In/Out - C = Lap Time Cancelled

These data/results cannot be reproduced, stored and/or transmitted in whole or in part by any manner of electronic, mechanical, photocopying, recording, broadcasting or otherwise now known or herein after developed without the previous express consent by the copyright owner, except for reproduction in daily press and regular printed publications on sale to the public within 60 days of the event related to those data/results and always provided that copyright symbol appears together as follows below.

© DORNA WSBK ORGANIZATION Srl 2024



**Prosecco DOC UK Round, 12-14 July 2024  
Chronological Analysis Race 1**

Start at 12:20'40.046

7	22.406	28.222	26.365	26.832	1'43.825	190,1	12:32'48.400
8	22.221	27.909	26.169	27.058	1'43.357	189,1	12:34'31.757
9	22.373	28.061	26.145	27.045	1'43.624	189,1	12:36'15.381
10	22.320	27.863	26.207	27.079	1'43.469	188,8	12:37'58.850
11	22.499	27.706	26.737	27.244	1'44.186	187,8	12:39'43.036
12	22.233	27.903	26.113	51.447	2'07.696	190,8	12:41'50.732

Race Time 21'10.686

**18° 5 K. SILFA [1'45.192]**

Lap	Seg.1	Seg.2	Seg.3	Seg.4	Lap Time	km/h	Local Time
1		29.814	27.002	27.248	1'52.802	<b>190,1</b>	12:22'32.848
2	23.019	28.894	27.104	27.535	1'46.552	185,2	12:24'19.400
3	22.999	28.746	27.108	27.347	1'46.200	184,6	12:26'05.600
4	23.478	29.029	27.022	27.360	1'46.889	182,7	12:27'52.489
5	23.129	28.654	27.115	27.191	1'46.089C	183,4	12:29'38.578
6	23.356	28.800	27.162	27.192	1'46.510	183,1	12:31'25.088
7	23.142	29.042	27.014	27.231	1'46.429C	183,4	12:33'11.517
8	<b>22.836</b>	28.888	26.897	27.079	1'45.700	183,4	12:34'57.217
9	22.905	28.563	26.752	27.138	1'45.358	183,1	12:36'42.575
10	22.946	28.611	26.725	26.991	1'45.273	183,4	12:38'27.848
11	23.037	<b>28.498</b>	<b>26.669</b>	<b>26.988</b>	<b>1'45.192</b>	184,3	12:40'13.040
12	23.073	28.782	26.732	27.007	1'45.594	183,7	12:41'58.634

Race Time 21'18.588

**19° 77 A. SIBAJA [1'45.294]**

Lap	Seg.1	Seg.2	Seg.3	Seg.4	Lap Time	km/h	Local Time
1		29.494	27.092	27.381	1'52.304	<b>193,9</b>	12:22'32.350
2	22.996	29.743	27.461	27.154	1'47.354	191,5	12:24'19.704
3	23.369	29.003	26.861	26.899	1'46.132	191,2	12:26'05.836
4	23.152	29.453	27.304	27.251	1'47.160	188,2	12:27'52.996
5	23.206	28.916	26.926	27.189	1'46.237C	191,5	12:29'39.233
6	23.264	29.035	27.015	27.074	1'46.388	190,8	12:31'25.621
7	23.063	28.881	27.150	27.051	1'46.145C	189,5	12:33'11.766
8	23.129	28.971	26.991	<b>26.884</b>	1'45.975	190,8	12:34'57.741
9	22.830	<b>28.617</b>	26.907	26.940	<b>1'45.294</b>	190,8	12:36'43.035
10	22.982	28.732	26.980	26.995	1'45.689	189,8	12:38'28.724
11	22.818	28.674	<b>26.795</b>	27.318	1'45.605	190,1	12:40'14.329
12	<b>22.817</b>	28.657	26.804	27.082	1'45.360	191,8	12:41'59.689

Race Time 21'19.643

**20° 4 E. BONDI [1'43.443]**

Lap	Seg.1	Seg.2	Seg.3	Seg.4	Lap Time	km/h	Local Time
1		28.218	26.500	26.758	1'48.470	<b>196,0</b>	12:22'28.516
2	<b>22.369</b>	<b>27.871</b>	<b>26.332</b>	27.471	1'44.043	190,8	12:24'12.559
3	22.506	28.012	26.526	<b>26.609</b>	1'43.653	189,1	12:25'56.212
4	22.496	27.988	26.349	26.610	<b>1'43.443</b>	189,1	12:27'39.655
5	22.520	28.293	26.460	57.011	2'14.284	188,8	12:29'53.939
6	23.950	30.122	27.250	27.286	1'48.608	185,2	12:31'42.547
7	23.301	29.017	26.959	27.065	1'46.342C	185,9	12:33'28.889
8	23.459	28.606	27.009	27.592	1'46.666	186,5	12:35'15.555
9	23.470	28.380	27.141	27.170	1'46.161	185,9	12:37'01.716
10	23.129	28.685	26.944	27.101	1'45.859	187,2	12:38'47.575
11	23.284	28.473	26.703	27.130	1'45.590	187,5	12:40'33.165
12	23.346	28.525	26.679	27.086	1'45.636	188,5	12:42'18.801

Race Time 21'38.755

**RET 34 A. WHITMORE [1'43.755]**

Lap	Seg.1	Seg.2	Seg.3	Seg.4	Lap Time	km/h	Local Time
1		29.096	27.553	27.665	1'52.166	<b>197,1</b>	12:22'32.212
2	<b>22.329</b>	<b>27.457</b>	26.706	27.472	1'43.964	194,2	12:24'16.176
3	22.392	28.305	26.711	27.273	1'44.681	192,5	12:26'00.857
4	22.928	27.520	<b>26.075</b>	<b>27.232</b>	<b>1'43.755</b>	193,5	12:27'44.612
5	22.405	27.645	26.438	27.332	1'43.820	189,1	12:29'28.432
6	22.526	27.732	26.308	27.252	1'43.818	189,8	12:31'12.250
7	22.531						

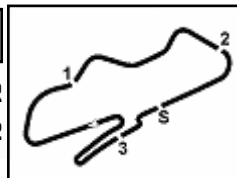
Race Time 10'32.204

13/07/2024 P = Pits In/Dut - C = Lap Time Cancelled

These data/results cannot be reproduced, stored and/or transmitted in whole or in part by any manner of electronic, mechanical, photocopying, recording, broadcasting or otherwise now known or herein after developed without the previous express consent by the copyright owner, except for reproduction in daily press and regular printed publications on sale to the public within 60 days of the event related to those data/results and always provided that copyright symbol appears together as follows below.

© DORNA WSBK ORGANIZATION Srl 2024





Donington Park 4.023 m

**Prosecco DOC UK Round, 12-14 July 2024**  
**Best Laps & Speeds**

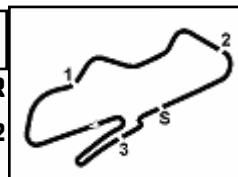
No.	Rider Bike	Nat	Best Lap		FP		SP		WUP1		RC1							
			LL	SPD	LL	SPD	LL	SPD	LL	SPD	LL	SPD						
1	<b>36 B. NEILA</b> Yamaha YZF-R7	ESP	<b>1'39.593</b> 37 201,5		1'49.937 11 191,5		1'41.760 9 193,5		1'43.127 5		1'39.593 12 201,5							
2	<b>6 M. HERRERA</b> Yamaha YZF-R7	ESP	<b>1'39.642</b> 38 197,1		1'45.585 8 191,5		1'41.113 13 197,1		1'40.172 5		1'39.642 12 194,9							
3	<b>64 S. SANCHEZ</b> Yamaha YZF-R7	ESP	<b>1'39.668</b> 42 200,4		1'44.832 12 192,2		1'41.420 14 197,1		1'41.858 4		1'39.668 12 200,4							
4	<b>22 A. CARRASCO</b> Yamaha YZF-R7	ESP	<b>1'39.719</b> 42 199,6		1'43.134 12 194,2		1'40.581 13 196,4		1'40.930 5		1'39.719 12 199,6							
5	<b>96 R. PONZIANI</b> Yamaha YZF-R7	ITA	<b>1'39.750</b> 42 204,2		1'46.387 12 197,1		1'41.728 13 201,5		1'41.211 5		1'39.750 12 204,2							
6	<b>8 T. RELPH</b> Yamaha YZF-R7	AUS	<b>1'41.405</b> 42 200,0		1'44.855 12 194,9		1'42.014 13 197,1		1'43.011 5		1'41.405 12 200,0							
7	<b>10 R. YOCHAY</b> Yamaha YZF-R7	ISR	<b>1'41.545</b> 41 197,1		1'49.066 12 191,8		1'43.242 13 197,1		1'43.325 4		1'41.545 12 197,1							
8	<b>46 P. RUIZ</b> Yamaha YZF-R7	ESP	<b>1'41.561</b> 40 196,0		1'49.535 11 192,2		1'42.403 12 193,2		1'43.924 5		1'41.561 12 196,0							
9	<b>28 O. ONGARO</b> Yamaha YZF-R7	FRA	<b>1'41.585</b> 42 200,7		1'48.504 12 191,5		1'43.285 13 200,7		1'43.965 5		1'41.585 12 197,8							
10	<b>16 L. MICHEL</b> Yamaha YZF-R7	GER	<b>1'42.118</b> 38 202,6		1'50.374 11 191,2		1'43.144 10 202,6		1'45.078 5		1'42.118 12 200,7							
11	<b>83 A. MADRIGAL</b> Yamaha YZF-R7	MEX	<b>1'42.367</b> 41 198,9		1'52.150 11 186,5		1'44.185 13 193,9		1'44.249 5		1'42.367 12 198,9							
12	<b>33 C. LIU</b> Yamaha YZF-R7	TPE	<b>1'42.472</b> 42 199,3		1'49.283 12 190,5		1'44.448 13 191,8		1'44.227 5		1'42.472 12 199,3							
13	<b>35 L. KEMMER</b> Yamaha YZF-R7	AUT	<b>1'42.588</b> 42 196,4		1'52.696 12 190,8		1'43.439 13 192,9		1'45.268 5		1'42.588 12 196,4							
14	<b>19 A. OUREDNICKOVA</b> Yamaha YZF-R7	CZE	<b>1'42.653</b> 43 199,6		1'47.209 12 190,8		1'44.117 14 194,9		1'43.698 5		1'42.653 12 199,6							
15	<b>14 M. DOBBS</b> Yamaha YZF-R7	USA	<b>1'42.820</b> 34 194,6		1'48.783 4 190,5		1'43.811 13 192,9		1'44.492 5		1'42.820 12 194,6							
16	<b>44 L. HIRANO</b> Yamaha YZF-R7	JPN	<b>1'42.952</b> 42 197,8		1'47.571 12 191,5		1'44.986 13 196,7		1'44.441 5		1'42.952 12 197,8							
17	<b>4 E. BONDI</b> Yamaha YZF-R7	FRA	<b>1'43.443</b> 41 196,0		1'49.552 11 190,1		1'45.028 13 194,9		1'44.883 5		1'43.443 12 196,0							
18	<b>34 A. WHITMORE</b> Yamaha YZF-R7	GBR	<b>1'43.755</b> 33 197,1		1'51.945 10 187,8		1'45.973 12 190,8		1'46.962 5		1'43.755 6 197,1							
19	<b>21 N. VAN ASWEGEN</b> Yamaha YZF-R7	RSA	<b>1'43.944</b> 42 200,0		1'51.393 12 190,1		1'45.496 13 197,8		1'44.008 5		1'43.944 12 200,0							
20	<b>5 K. SILFA</b> Yamaha YZF-R7	DOM	<b>1'45.192</b> 41 190,8		1'49.998 11 185,9		1'45.936 13 190,8		1'46.287 5		1'45.192 12 190,1							
21	<b>77 A. SIBAJA</b> Yamaha YZF-R7	ESP	<b>1'45.294</b> 41 193,9		1'56.444 11 191,5		1'46.558 13 193,9		1'46.348 5		1'45.294 12 193,9							

13/07/2024

These data/results cannot be reproduced, stored and/or transmitted in whole or in part by any manner of electronic, mechanical, photocopying, recording, broadcasting or otherwise now known or herein after developed without the previous express consent by the copyright owner, except for reproduction in daily press and regular printed publications on sale to the public within 60 days of the event related to those data/results and always provided that copyright symbol appears together as follows below.

© DORNA WSBK ORGANIZATION Srl 2024





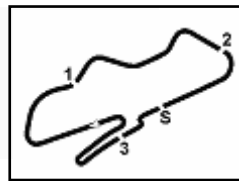
**Prosecco DOC UK Round, 12-14 July 2024**  
**Fastest Laps Race 1**

No.	Rider	Nat	Team	Bike	Lap	Time	Gap
1	<b>36</b> B. <b>NEILA</b>	ESP	Ampito / Pata Prometeon Yamaha	Yamaha YZF-R7	11	<b>1'39.593</b>	
2	<b>6</b> M. <b>HERRERA</b>	ESP	Klont Forward Factory Team	Yamaha YZF-R7	10	<b>1'39.642</b>	0.049
3	<b>64</b> S. <b>SANCHEZ</b>	ESP	511 Terra&Vita Racing Team	Yamaha YZF-R7	12	<b>1'39.668</b>	0.075
4	<b>22</b> A. <b>CARRASCO</b>	ESP	Evan Bros Racing Yamaha Team	Yamaha YZF-R7	11	<b>1'39.719</b>	0.126
5	<b>96</b> R. <b>PONZIANI</b>	ITA	Yamaha Motoxracing WCR Team	Yamaha YZF-R7	10	<b>1'39.750</b>	0.157
6	<b>8</b> T. <b>RELPH</b>	AUS	TAYCO Motorsport	Yamaha YZF-R7	2	<b>1'41.405</b>	1.812
7	<b>10</b> R. <b>YOCHAY</b>	ISR	511 Terra&Vita Racing Team	Yamaha YZF-R7	6	<b>1'41.545</b>	1.952
8	<b>46</b> P. <b>RUIZ</b>	ESP	PS Racing Team 46+1	Yamaha YZF-R7	6	<b>1'41.561</b>	1.968
9	<b>28</b> D. <b>ONGARO</b>	FRA	Yamaha Motoxracing WCR Team	Yamaha YZF-R7	6	<b>1'41.585</b>	1.992
10	<b>16</b> L. <b>MICHEL</b>	GER	TSL-Racing	Yamaha YZF-R7	9	<b>1'42.118</b>	2.525
11	<b>83</b> A. <b>MADRIGAL</b>	MEX	ITALIKA Racing FIMLA	Yamaha YZF-R7	11	<b>1'42.367</b>	2.774
12	<b>33</b> C. <b>LIU</b>	TPE	WT Racing Team Taiwan	Yamaha YZF-R7	11	<b>1'42.472</b>	2.879
13	<b>35</b> L. <b>KEMMER</b>	AUT	Bertl K. Racing Team	Yamaha YZF-R7	6	<b>1'42.588</b>	2.995
14	<b>19</b> A. <b>OURDNICKOVA</b>	CZE	DaFitMotoracing by Smrz	Yamaha YZF-R7	5	<b>1'42.653</b>	3.060
15	<b>14</b> M. <b>DOBBS</b>	USA	Sekhmet Motorcycle Racing Team	Yamaha YZF-R7	2	<b>1'42.820</b>	3.227
16	<b>44</b> L. <b>HIRANO</b>	JPN	Team Luna	Yamaha YZF-R7	10	<b>1'42.952</b>	3.359
17	<b>4</b> E. <b>BONDI</b>	FRA	YART Zelos Black Knights Team	Yamaha YZF-R7	4	<b>1'43.443</b>	3.850
18	<b>34</b> A. <b>WHITMORE</b>	GBR	Sekhmet Motorcycle Racing Team	Yamaha YZF-R7	4	<b>1'43.755</b>	4.162
19	<b>21</b> N. <b>VAN ASWEGEN</b>	RSA	Andalaft Racing	Yamaha YZF-R7	3	<b>1'43.944</b>	4.351
20	<b>5</b> K. <b>SILFA</b>	DOM	ITALIKA Racing FIMLA	Yamaha YZF-R7	11	<b>1'45.192</b>	5.599
21	<b>77</b> A. <b>SIBAJA</b>	ESP	Deza - Box 77 Racing Team	Yamaha YZF-R7	9	<b>1'45.294</b>	5.701

13/07/2024

These data/results cannot be reproduced, stored and/or transmitted in whole or in part by any manner of electronic, mechanical, photocopying, recording, broadcasting or otherwise now known or herein after developed without the previous express consent by the copyright owner, except for reproduction in daily press and regular printed publications on sale to the public within 60 days of the event related to those data/results and always provided that copyright symbol appears together as follows below.

© DORNA WSBK ORGANIZATION Srl 2024



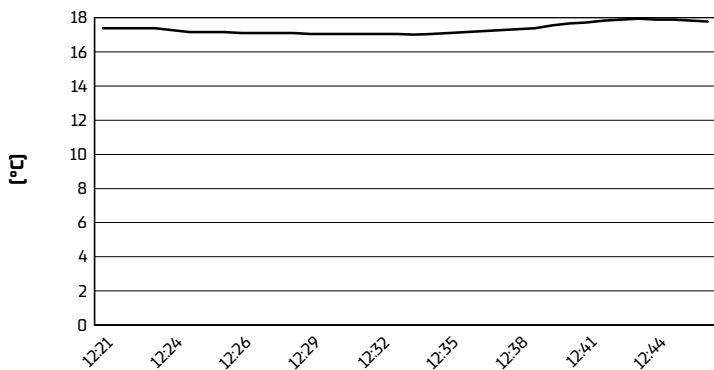
Donington Park 4.023 m

**Prosecco DOC UK Round, 12-14 July 2024**

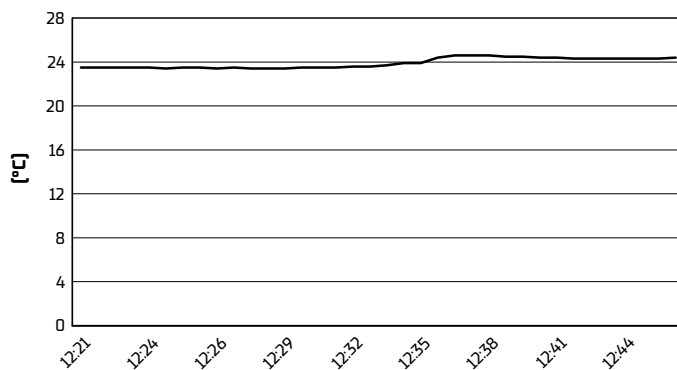
**Weather Report Race 1**

Session started 12:21 - Session ended 12:47

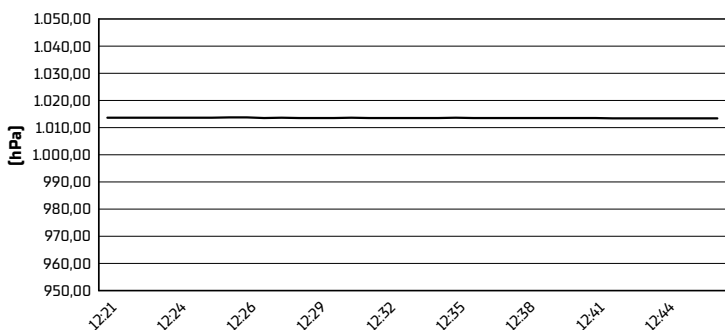
**Air Temperature**



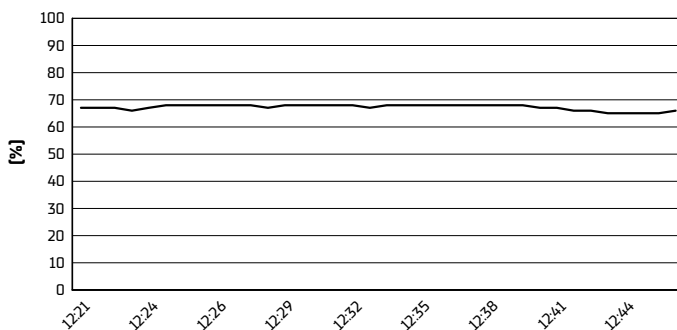
**Track Temperature**



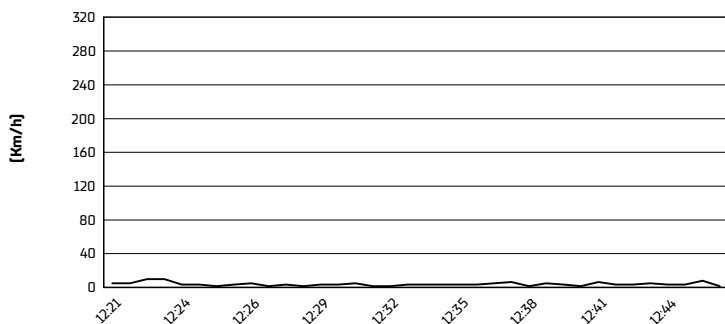
**Air Pressure**



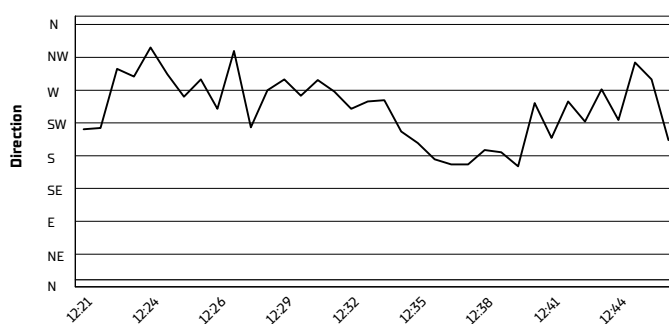
**Humidity**



**Wind Speed**



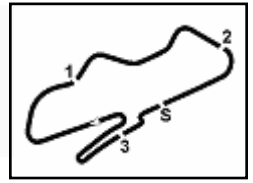
**Wind Direction**



13/07/2024

These data/results cannot be reproduced, stored and/or transmitted in whole or in part by any manner of electronic, mechanical, photocopying, recording, broadcasting or otherwise now known or herein after developed without the previous express consent by the copyright owner, except for reproduction in daily press and regular printed publications on sale to the public within 60 days of the event related to those data/results and always provided that copyright symbol appears together as follows below.

© DORNA WSBK ORGANIZATION Srl 2024



Donington Park 4.023 m

**Prosecco DOC UK Round, 12-14 July 2024**

**Provisional Starting Grid - Race 2 (12 Laps x 4,023 km = 48,276 km)**

1	1	<b>36</b> NEILA B. Yamaha 1'39.593 RC1	2	<b>6</b> HERRERA M. Yamaha 1'39.642 RC1	3	<b>64</b> SANCHEZ S. Yamaha 1'39.668 RC1
2	4	<b>22</b> CARRASCO A. Yamaha 1'39.719 RC1	5	<b>96</b> PONZIANI R. Yamaha 1'39.750 RC1	6	<b>8</b> RELPH T. Yamaha 1'41.405 RC1
3	7	<b>10</b> YOCHAY R. Yamaha 1'41.545 RC1	8	<b>46</b> RUIZ P. Yamaha 1'41.561 RC1	9	<b>28</b> ONGARO O. Yamaha 1'41.585 RC1
4	10	<b>16</b> MICHEL L. Yamaha 1'43.144 SP	11	<b>35</b> KEMMER L. Yamaha 1'43.439 SP	12	<b>14</b> DOBBS M. Yamaha 1'43.811 SP
5	13	<b>19</b> OUREDNIKOVA A. Yamaha 1'44.117 SP	14	<b>83</b> MADRIGAL A. Yamaha 1'44.185 SP	15	<b>33</b> LIU C. Yamaha 1'44.448 SP
6	16	<b>44</b> HIRANO L. Yamaha 1'44.986 SP	17	<b>4</b> BONDI E. Yamaha 1'45.028 SP	18	<b>21</b> VAN ASWEGEN N. Yamaha 1'45.496 SP
7	19	<b>5</b> SILFA K. Yamaha 1'45.936 SP	20	<b>34</b> WHITMORE A. Yamaha 1'45.973 SP	21	<b>77</b> SIBAJA A. Yamaha 1'46.558 SP

13/07/2024 The Race Director .....

These data/results cannot be reproduced, stored and/or transmitted in whole or in part by any manner of electronic, mechanical, photocopying, recording, broadcasting or otherwise now known or herein after developed without the previous express consent by the copyright owner, except for reproduction in daily press and regular printed publications on sale to the public within 60 days of the event related to those data/results and always provided that copyright symbol appears together as follows below. © DORNA WSBK ORGANIZATION Srl 2024