

Jerez - 4423 m



8

CIRCUITO DE JEREZ - TEST POST RACE WSBK

Wednesday, October 23rd 2024

TESTING RESULTS

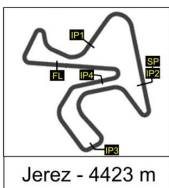
CONDICIONES ATMOSFERICAS: **Soleado**

ESTADO DE LA PISTA: **Seca**

Ord.	#	Piloto	Licencia	Club	Marca	NV	VR	Tiempo	Gap	Intv	VMax
1	47	wsbk Axel BASSANI		ITA bimota by Kawasaki Racing	bimota	76	75	1:38.478	----	----	270,0
2	22	wsbk Alex LOWES		GBR bimota by Kawasaki Racing	bimota	67	67	1:38.679	0.201	0.201	268,7
3	31	wsbk Garrett GERLOFF		USA Kawasaki Puccetti Racing	Kawasaki	90	21	1:39.229	0.751	0.550	270,0
4	97	wsbk Xavi VIERGE XV1		ESP Team HRC WSBK	Honda	53	52	1:39.438	0.960	0.209	270,0
5	20	wsbk Alvaro BAUTISTA AB2		ESP Aruba.it Racing - Ducati	Ducati	37	34	1:39.749	1.271	0.311	275,5
6	19	wsbk Alvaro BAUTISTA AB1		ESP Aruba.it Racing - Ducati	Ducati	18	5	1:39.764	1.286	0.015	275,5
7	95	wsbk Tarran MACKENZIE		GBR Petronas MIE Racing Honda	Honda	77	14	1:39.841	1.363	0.077	270,0
8	297	wsbk Xavi VIERGE XV3		ESP Team HRC WSBK	Honda	33	32	1:39.880	1.402	0.039	269,3
9	18	wsbk Ryan VICKERS RV2		GBR Motocorsa Racing	Ducati	61	20	1:40.027	1.549	0.147	272,7
10	17	wsbk Ryan VICKERS RV1		GBR Motocorsa Racing	Ducati	5	3	1:40.542	2.064	0.515	272,0
11	46	wsbk Thomas BRIDEWELL TB1		GBR Honda Racing UK	Honda	40	27	1:41.155	2.677	0.613	264,7
12	69	wsbk Thomas BOOTH-AMOS		GBR PTR Triumph	Triumph	40	8	1:42.509	4.031	1.354	236,8
13	5	wssp Philipp OETTL PO1		GER Aruba WSS	Ducati	58	13	1:42.523	4.045	0.014	239,5
14	150	wsbk Oli BAYLISS		MON PTR	Triumph	40	22	1:43.182	4.704	0.659	234,8
15	146	wsbk Thomas BRIDEWELL TB2		GBR Honda Racing UK	Honda	0	0	PIT EXIT	----	----	245,5

Circuito de Jerez, 23 DE OCTUBRE DE 2024

Hora:	Hora:	RESULTADOS PUBLICADOS A LAS 18:11 HORAS
-------	-------	---



Jerez - 4423 m



9

CIRCUITO DE JEREZ - TEST POST RACE WSBK

October 22nd & 23rd 2024

TWO DAYS COMBINED RESULTS

Ord. #	Piloto	Club	Marca	Neum	NVT	Sesion 1			Sesion 2			Mejor Tiempo
						VR	NV	Tiempo	VR	NV	Tiempo	
1	11 wsbk	Nicolo BULEGA NB1	Aruba.it Racing - Ducati	Ducati	64	31	64	1:38.142	0	0	----	1:38.142
2	47 wsbk	Axel BASSANI	bimota by Kawasaki Racing Team	bimota	76	0	0	----	75	76	1:38.478	1:38.478
3	22 wsbk	Alex LOWES	bimota by Kawasaki Racing Team	bimota	67	0	0	----	67	67	1:38.679	1:38.679
4	12 wsbk	Nicolo BULEGA NB2	Aruba.it Racing - Ducati	Ducati	22	15	22	1:39.166	0	0	----	1:39.166
5	31 wsbk	Garrett GERLOFF	Kawasaki Puccetti Racing	Kawasaki	167	71	77	1:39.650	21	90	1:39.229	1:39.229
6	97 wsbk	Xavi VIERGE XV1	Team HRC WSBK	Honda	66	8	13	1:40.945	52	53	1:39.438	1:39.438
7	19 wsbk	Alvaro BAUTISTA AB1	Aruba.it Racing - Ducati	Ducati	103	20	85	1:39.567	5	18	1:39.764	1:39.567
8	20 wsbk	Alvaro BAUTISTA AB2	Aruba.it Racing - Ducati	Ducati	37	0	0	----	34	37	1:39.749	1:39.749
9	95 wsbk	Tarran MACKENZIE	Petronas MIE Racing Honda	Honda	147	7	70	1:41.063	14	77	1:39.841	1:39.841
10	297 wsbk	Xavi VIERGE XV3	Team HRC WSBK	Honda	67	11	34	1:40.010	32	33	1:39.880	1:39.880
11	197 wsbk	Xavi VIERGE XV2	Team HRC WSBK	Honda	33	6	33	1:39.971	0	0	----	1:39.971
12	18 wsbk	Ryan VICKERS RV2	Motocorsa Racing	Ducati	129	62	68	1:40.922	20	61	1:40.027	1:40.027
13	17 wsbk	Ryan VICKERS RV1	Motocorsa Racing	Ducati	5	0	0	----	3	5	1:40.542	1:40.542
14	121 wsbk	Marcus REITERBERGER	Rokit BMW Motorrad WSBK Team	BMW	26	5	26	1:41.088	0	0	----	1:41.088
15	46 wsbk	Thomas BRIDEWELL TB	Honda Racing UK	Honda	109	25	69	1:41.614	27	40	1:41.155	1:41.155
16	49 wsbk	Tetsuta NAGASHIMA TN	HRC Test Team	Honda	46	29	46	1:41.183	0	0	----	1:41.183
17	122 wsbk	Marcus REITERBERGER	Rokit BMW Motorrad WSBK Team	BMW	22	17	22	1:41.298	0	0	----	1:41.298
18	21 wsbk	TR PROMETEO	bimota by Kawasaki Racing Team	bimota	28	21	28	1:41.360	0	0	----	1:41.360
19	222 wsbk	TR bimota 1	bimota by Kawasaki Racing Team	bimota	30	25	30	1:41.469	0	0	----	1:41.469
20	23 wsbk	TR bimota 2	bimota by Kawasaki Racing Team	bimota	14	4	14	1:41.673	0	0	----	1:41.673
21	51 wsbk	Sylvain GUINTOLI SG2	Rokit BMW Motorrad WSBK Team	BMW	56	8	56	1:41.806	0	0	----	1:41.806
22	50 wsbk	Sylvain GUINTOLI SG1	Rokit BMW Motorrad WSBK Team	BMW	8	8	8	1:42.458	0	0	----	1:42.458
23	69 wsbk	Thomas BOOTH-AMOS	PTR Triumph	Triumph	99	15	59	1:42.889	8	40	1:42.509	1:42.509
24	5 wssp	Philipp OETTL PO1	Aruba WSS	Ducati	122	46	64	1:43.057	13	58	1:42.523	1:42.523
25	150 wsbk	Oli BAYLISS	PTR	Triumph	82	39	42	1:44.243	22	40	1:43.182	1:43.182
26	146 wsbk	Thomas BRIDEWELL TB	Honda Racing UK	Honda	0	0	0	----	0	0	PIT EXI	PIT EXIT

Circuito de Jerez, 23 DE OCTUBRE DE 2024

Hora:	Hora:	RESULTADOS PUBLICADOS A LAS 18:12 HORAS
-------	-------	---



Jerez - 4423 m



10

CIRCUITO DE JEREZ - TEST POST RACE WSBK

Wednesday, October 23rd 2024

LAP BY LAP

Vuelta	5	17	18	19	20	22	31	46	47	69	95	97
1	1:51.770	1:53.357	1:53.690	1:46.910	1:47.892	1:50.236	1:49.646	1:48.744	1:48.401	1:51.358	1:57.138	1:55.018
2	1:44.561	1:41.230	1:41.907	1:40.888	1:40.828	1:40.565	1:41.556	1:42.114	1:40.358	1:43.101	1:41.217	1:43.101
3	1:44.447	1:40.542*	1:40.967	1:40.466	1:40.460	1:40.431	1:40.782	1:41.540	1:39.821	1:42.655	1:40.953	1:41.513
4	1:43.623	1:40.594	1:41.011	1:40.058	1:40.344	1:39.775	1:40.907	1:41.512	1:39.891	1:42.758	1:40.880	1:41.144
5	1:43.612	1:40.632	1:40.656	1:39.764*	1:40.173	1:40.417	1:40.445	1:41.183	1:39.690	1:42.702	1:40.613	PIT EXIT
6	1:43.430		1:41.144	1:40.191	1:40.300	1:39.963	1:40.035	PIT EXIT	PIT EXIT	1:42.590	1:40.804	1:47.856
7	1:43.354		1:41.081	1:40.086	1:40.389	PIT EXIT	1:40.197	1:48.571	1:47.953	1:42.608	1:40.722	1:40.930
8	PIT EXIT		1:40.883	1:40.334	1:40.055	1:47.988	1:40.297	1:42.128	1:40.513	1:42.509*	PIT EXIT	1:40.797
9	1:48.782		1:40.728	PIT EXIT	PIT EXIT	1:40.503	1:45.001	1:42.149	1:40.688	1:42.557	1:53.914	1:40.399
10	1:42.834		PIT EXIT	1:44.961	1:44.969	1:40.497	PIT EXIT	1:41.752	1:40.624	1:42.527	1:40.400	PIT EXIT
11	1:42.889		1:53.656	1:40.000	1:40.319	1:40.794	1:49.273	1:42.450	1:40.524	PIT EXIT	1:40.127	1:44.919
12	1:42.658		1:40.454	1:40.137	1:40.337	1:39.925	1:41.047	PIT EXIT	PIT EXIT	1:47.722	1:40.157	1:39.904
13	1:42.523*		1:40.364	1:40.173	1:40.595	1:40.129	1:40.716	1:50.758	1:49.013	1:43.789	1:42.157	1:39.909
14	1:42.678		1:40.307	1:40.167	1:40.332	1:40.307	1:40.459	1:42.090	1:41.330	1:43.423	1:39.841*	1:40.543
15	1:42.695		PIT EXIT	1:40.027	1:40.501	1:40.079	1:45.319	1:41.549	1:41.386	1:43.430	PIT EXIT	1:40.462
16	PIT EXIT		1:53.397	1:40.056	1:40.467	PIT EXIT	1:40.815	1:41.669	1:40.807	1:43.261	1:49.743	PIT EXIT
17	1:49.415		1:40.264	1:40.319	1:40.557	1:49.280	1:40.621	1:41.775	1:40.585	1:43.495	1:42.026	1:49.262
18	1:44.276		1:40.161	PIT EXIT	PIT EXIT	1:40.995	1:40.547	1:41.647	PIT EXIT	1:43.586	1:41.334	1:40.725
19	1:43.525		1:40.121		1:46.896	1:41.089	PIT EXIT	1:41.462	1:51.338	1:43.594	1:41.216	1:41.220
20	1:43.286		1:40.027*		1:40.186	PIT EXIT	1:48.309	1:41.829	1:39.858	PIT EXIT	1:40.900	1:40.557
21	1:43.037		PIT EXIT		1:40.508	1:49.267	1:39.229*	1:41.805	1:39.956	1:48.490	1:46.826	1:40.207
22	1:43.115		1:47.440		1:40.165	1:40.405	1:39.268	1:41.893	1:39.527	1:44.118	1:40.987	1:45.823
23	1:42.920		1:40.528		1:40.140	1:40.522	PIT EXIT	1:42.142	1:39.864	1:44.011	PIT EXIT	1:40.163
24	PIT EXIT		1:40.660		1:40.067	1:40.293	1:52.440	PIT EXIT	PIT EXIT	1:43.870	1:52.607	PIT EXIT
25	1:48.187		1:40.635		PIT EXIT	1:40.517	1:39.289	1:50.512	1:48.094	PIT EXIT	1:41.914	1:49.214
26	1:42.722		1:40.807		1:43.601	1:40.398	1:39.489	1:41.293	1:40.433	1:47.269	PIT EXIT	1:41.361
27	1:42.546		PIT EXIT		1:40.240	1:40.175	1:39.755	1:41.155*	1:41.171	1:43.031	1:55.141	1:42.625
28	1:42.569		1:47.724		1:40.356	1:40.041	PIT EXIT	1:41.387	1:46.235	1:43.241	1:41.870	1:40.828
29	1:42.652		1:40.603		1:40.319	1:39.673	1:48.969	1:41.530	1:41.014	1:43.177	1:42.267	PIT EXIT
30	1:42.800		1:40.436		1:40.115	PIT EXIT	1:39.692	1:41.551	PIT EXIT	1:43.009	1:41.575	1:46.833
31	PIT EXIT		1:40.974		1:39.912	1:50.416	1:44.352	1:41.606	1:49.719	1:43.060	1:41.210	1:41.009
32	1:50.300		1:41.085		1:39.968	1:41.337	1:40.008	1:42.106	1:40.671	1:42.879	1:41.164	1:40.780
33	1:44.428		1:41.031		1:39.965	1:41.052	1:39.702	1:41.748	1:41.175	1:42.872	PIT EXIT	1:40.725
34	1:44.062		PIT EXIT		1:39.749*	1:40.422	1:39.522	1:41.781	1:41.110	PIT EXIT	2:03.768	1:40.699
35	1:43.579		1:48.807		PIT EXIT	PIT EXIT	PIT EXIT	1:41.999	1:41.252	1:47.410	1:44.525	1:40.816
36	1:43.687		1:41.228		1:44.058	PIT EXIT	1:49.147	PIT EXIT	PIT EXIT	1:43.629	1:42.143	1:40.920
37	1:43.549		1:40.781		1:40.154	1:52.874	1:40.444	1:50.089	1:48.199	1:43.484	1:41.415	1:40.773
38	1:43.413		1:40.586			1:41.417	1:40.171	1:42.655	1:40.950	1:43.542	1:41.722	1:40.797
39	PIT EXIT		1:41.048			1:40.878	1:40.216	1:42.092	1:42.826	1:43.480	1:41.506	1:40.672
40	1:53.727		PIT EXIT			1:40.536	1:40.333	1:42.011	1:40.686	1:43.827	1:41.336	1:40.771
41	1:45.342		1:51.072			1:40.548	1:40.470		1:47.744		PIT EXIT	PIT EXIT
42	1:52.933		1:40.855			1:40.455	1:40.571		1:41.017		1:59.572	1:51.754
43	1:43.907		1:40.900			1:40.077	1:40.481		PIT EXIT		1:42.888	1:40.519
44	PIT EXIT		1:40.914			PIT EXIT	1:40.328		1:49.637		1:42.211	1:40.237
45	1:52.156		1:41.113			1:49.237	1:40.585		1:41.043		1:41.939	1:40.827
46	1:44.678		PIT EXIT			1:40.237	1:40.552		PIT EXIT		1:41.677	PIT EXIT



Jerez - 4423 m



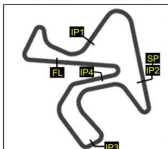
10

CIRCUITO DE JEREZ - TEST POST RACE WSBK

Wednesday, October 23rd 2024

LAP BY LAP

Vuelta	5	17	18	19	20	22	31	46	47	69	95	97
47	PIT EXIT		2:05.055			1:39.881	PIT EXIT		1:46.849		1:41.767	1:46.186
48	1:49.479		1:40.976			1:39.963	1:50.732		1:40.036		1:41.566	1:40.729
49	1:43.869		1:40.558			1:40.204	1:40.403		1:39.975		PIT EXIT	1:40.519
50	1:43.343		1:40.503			1:39.949	1:40.644		1:40.052		1:52.359	PIT EXIT
51	1:43.217		1:40.317			PIT EXIT	1:40.652		1:44.895		1:41.722	1:45.435
52	1:43.151		1:40.521			1:47.563	1:40.853		1:40.115		1:41.972	1:39.438*
53	1:43.061		1:41.203			1:40.737	1:41.064		1:40.351		1:41.997	1:39.496
54	1:43.209		1:40.682			1:39.973	PIT EXIT		1:40.131		1:41.827	
55	PIT EXIT		1:40.795			1:40.125	PIT EXIT		1:40.459		1:41.433	
56	PIT EXIT		1:40.552			1:40.149	1:50.035		1:40.680		1:41.485	
57	PIT EXIT		PIT EXIT			1:40.143	1:41.151		1:40.745		1:41.538	
58	PIT EXIT		1:47.078			1:39.942	1:41.053		1:40.393		1:41.391	
59			1:40.739			PIT EXIT	1:40.834		1:40.513		1:41.276	
60			1:40.582			1:46.976	1:40.843		PIT EXIT		1:41.238	
61			1:40.159			1:39.699	1:40.868		1:48.378		1:41.311	
62						PIT EXIT	1:41.010		1:41.220		1:41.331	
63						1:47.090	1:48.233		PIT EXIT		1:41.466	
64						1:39.241	1:41.199		1:47.585		1:41.605	
65						PIT EXIT	PIT EXIT		1:39.762		1:41.593	
66						1:45.458	1:49.078		1:43.161		1:41.625	
67						1:38.679*	1:40.932		1:39.576		PIT EXIT	
68							1:40.808		1:43.758		1:59.204	
69							1:41.172		1:39.690		1:43.453	
70							1:40.795		PIT EXIT		1:41.149	
71							PIT EXIT		1:47.205		1:40.407	
72							1:47.392		1:38.875		PIT EXIT	
73							1:44.129		PIT EXIT		1:52.730	
74							1:40.984		1:46.114		1:40.577	
75							1:41.245		1:38.478*		1:39.967	
76							1:41.345		PIT EXIT		1:39.870	
77							PIT EXIT				PIT EXIT	
78							1:50.726					
79							1:40.215					
80							1:40.150					
81							1:40.272					
82							1:40.193					
83							1:40.408					
84							1:44.847					
85							1:40.651					
86							PIT EXIT					
87							PIT EXIT					
88							PIT EXIT					
89							PIT EXIT					
90							PIT EXIT					



Jerez - 4423 m



10

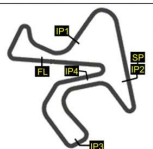
CIRCUITO DE JEREZ - TEST POST RACE WSBK

Wednesday, October 23rd 2024

LAP BY LAP

Vuelta	146	150	297											
1		1:57.076	1:46.680											
2		1:46.213	1:41.012											
3		1:45.161	1:40.523											
4		1:44.671	1:41.134											
5		1:44.471	1:40.355											
6		1:44.475	PIT EXIT											
7		1:44.435	1:50.144											
8		1:43.970	1:40.755											
9		1:44.637	1:40.398											
10		1:44.195	1:40.627											
11		PIT EXIT	1:40.604											
12		1:52.415	PIT EXIT											
13		1:45.535	1:47.296											
14		1:44.685	1:40.417											
15		1:50.035	1:40.117											
16		1:44.830	1:40.596											
17		1:44.604	1:40.492											
18		PIT EXIT	PIT EXIT											
19		1:49.264	1:47.912											
20		1:43.419	1:40.587											
21		1:43.380	1:40.683											
22		1:43.182*	1:40.655											
23		1:43.399	1:40.767											
24		PIT EXIT	1:40.954											
25		1:49.451	1:40.813											
26		1:45.310	1:40.734											
27		1:44.432	1:40.588											
28		1:51.482	1:40.863											
29		1:44.676	1:40.554											
30		1:44.113	PIT EXIT											
31		PIT EXIT	1:44.877											
32		1:50.172	1:39.880*											
33		1:44.568	1:39.888											
34		1:44.359												
35		1:44.356												
36		1:45.019												
37		1:44.283												
38		1:44.475												
39		1:45.099												
40		1:44.157												





Jerez - 4423 m




11

CIRCUITO DE JEREZ - TEST POST RACE WSBK
Wednesday, October 23rd 2024
ANALYSIS

Table with columns: Número, Vta, Sector, Vueltas (5, 17, 18, 19, 20, 22, 31) and rows for 14 drivers (1-14) with sub-rows IP1, IP2, IP3, FL.



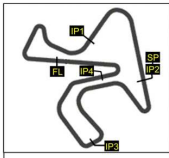


CIRCUITO DE JEREZ - TEST POST RACE WSBK

Wednesday, October 23rd 2024

ANALYSIS

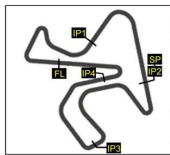
	5		17		18		19		20		22		31		
	Vta	Sector	Vuelta	Sector	Vuelta	Sector	Vuelta	Sector	Vuelta	Sector	Vuelta	Sector	Vuelta		
15	IP1	25.269	25.269			26.397	26.397	24.987	24.987	25.133	25.133	25.016	25.016	27.530	27.530
	IP2	15.422	40.691			15.416	41.813	14.625	39.612	14.699	39.832	14.700	39.716	15.434	42.964
	IP3	30.377	1:11.068			31.784	1:13.597	29.900	1:09.512	30.063	1:09.895	29.674	1:09.390	31.100	1:14.064
	FL	31.627	1:42.695			41:27.1	PIT EXIT	30.515	1:40.027	30.606	1:40.501	30.689	1:40.079	31.255	1:45.319
16	IP1	25.401	25.401			31.289	31.289	24.965	24.965	25.104	25.104	28.994	28.994	25.343	25.343
	IP2	15.486	40.887			16.011	47.300	14.618	39.583	14.670	39.774	15.271	44.265	14.926	40.269
	IP3	30.772	1:11.659			34.762	1:22.062	29.875	1:09.458	29.902	1:09.676	31.875	1:16.140	29.835	1:10.104
	FL	54:29.0	PIT EXIT			31.335	1:53.397	30.598	1:40.056	30.791	1:40.467	30:37.2	PIT EXIT	30.711	1:40.815
17	IP1	30.498	30.498			25.177	25.177	25.070	25.070	25.125	25.125	31.948	31.948	25.100	25.100
	IP2	15.821	46.319			14.600	39.777	14.668	39.738	14.744	39.869	15.094	47.042	14.790	39.890
	IP3	30.943	1:17.262			29.820	1:09.597	29.995	1:09.733	30.036	1:09.905	30.787	1:17.829	29.971	1:09.861
	FL	32.153	1:49.415			30.667	1:40.264	30.586	1:40.319	30.652	1:40.557	31.451	1:49.280	30.760	1:40.621
18	IP1	25.900	25.900			24.971	24.971	26.540	26.540	27.708	27.708	25.303	25.303	24.983	24.983
	IP2	15.650	41.550			14.681	39.652	15.528	42.068	16.134	43.842	14.799	40.102	14.861	39.844
	IP3	30.650	1:12.200			29.894	1:09.546	31.831	1:13.899	32.170	1:16.012	29.995	1:10.097	29.936	1:09.780
	FL	32.076	1:44.276			30.615	1:40.161	24:02.7	PIT EXIT	47:55.2	PIT EXIT	30.898	1:40.995	30.767	1:40.547
19	IP1	25.521	25.521			24.896	24.896	28.786	28.786	29.864	29.864	25.284	25.284	32.532	32.532
	IP2	15.582	41.103			14.668	39.564	16.522	45.308	15.170	45.034	14.850	40.134	15.179	47.711
	IP3	30.495	1:11.698			29.968	1:09.532	43.303	1:28.611	30.590	1:15.624	30.158	1:10.292	30.617	1:18.328
	FL	31.927	1:43.525			30.589	1:40.121			31.272	1:46.896	30.797	1:41.089	8:46.97	PIT EXIT
20	IP1	25.502	25.502			24.987	24.987			25.121	25.121	25.135	25.135	30.099	30.099
	IP2	15.542	41.044			14.735	39.722			14.586	39.707	14.783	39.918	15.624	45.723
	IP3	30.419	1:11.463			29.795	1:09.517			29.951	1:09.658	29.823	1:09.741	31.047	1:16.770
	FL	31.823	1:43.286			30.510	1:40.027			30.528	1:40.186	36:55.2	PIT EXIT	31.539	1:48.309
21	IP1	25.457	25.457			28.088	28.088			25.068	25.068	32.870	32.870	24.810	24.810
	IP2	15.509	40.966			17.741	45.829			14.626	39.694	15.185	48.055	14.566	39.376
	IP3	30.368	1:11.334			33.512	1:19.341			30.083	1:09.777	30.296	1:18.351	29.433	1:08.809
	FL	31.703	1:43.037			18:56.0	PIT EXIT			30.731	1:40.508	30.916	1:49.267	30.420	1:39.229
22	IP1	25.429	25.429			30.820	30.820			25.021	25.021	25.190	25.190	24.623	24.623
	IP2	15.518	40.947			15.182	46.002			14.631	39.652	14.773	39.963	14.545	39.168
	IP3	30.371	1:11.318			30.572	1:16.574			29.935	1:09.587	29.712	1:09.675	29.675	1:08.843
	FL	31.797	1:43.115			30.866	1:47.440			30.578	1:40.165	30.730	1:40.405	30.425	1:39.268
23	IP1	25.380	25.380			25.041	25.041			25.068	25.068	25.130	25.130	26.284	26.284
	IP2	15.541	40.921			14.670	39.711			14.677	39.745	14.809	39.939	15.020	41.304
	IP3	30.314	1:11.235			29.908	1:09.619			29.905	1:09.650	29.858	1:09.797	31.057	1:12.361
	FL	31.685	1:42.920			30.909	1:40.528			30.490	1:40.140	30.725	1:40.522	7:05.57	PIT EXIT
24	IP1	28.603	28.603			25.166	25.166			25.027	25.027	25.089	25.089	34.910	34.910
	IP2	16.136	44.739			14.796	39.962			14.623	39.650	14.733	39.822	15.243	50.153
	IP3	32.888	1:17.627			30.006	1:09.968			29.892	1:09.542	29.809	1:09.631	30.929	1:21.082
	FL	13:27.5	PIT EXIT			30.692	1:40.660			30.525	1:40.067	30.662	1:40.293	31.358	1:52.440
25	IP1	30.327	30.327			25.196	25.196			26.150	26.150	25.133	25.133	24.746	24.746
	IP2	15.564	45.891			14.653	39.849			14.971	41.121	14.766	39.899	14.652	39.398
	IP3	30.480	1:16.371			30.020	1:09.869			30.465	1:11.586	29.818	1:09.717	29.421	1:08.819
	FL	31.816	1:48.187			30.766	1:40.635			21:29.4	PIT EXIT	30.800	1:40.517	30.470	1:39.289
26	IP1	25.310	25.310			25.217	25.217			28.082	28.082	25.164	25.164	24.737	24.737
	IP2	15.452	40.762			14.736	39.953			14.820	42.902	14.709	39.873	14.678	39.415
	IP3	30.341	1:11.103			30.138	1:10.091			30.156	1:13.058	29.663	1:09.536	29.532	1:08.947
	FL	31.619	1:42.722			30.716	1:40.807			30.543	1:43.601	30.862	1:40.398	30.542	1:39.489
27	IP1	25.279	25.279			27.127	27.127			25.068	25.068	25.051	25.051	24.794	24.794
	IP2	15.458	40.737			16.357	43.484			14.614	39.682	14.790	39.841	14.693	39.487
	IP3	30.238	1:10.975			32.559	1:16.043			29.936	1:09.618	29.675	1:09.516	29.755	1:09.242
	FL	31.571	1:42.546			18:10.8	PIT EXIT			30.622	1:40.240	30.659	1:40.175	30.513	1:39.755
28	IP1	25.293	25.293			30.950	30.950			25.131	25.131	25.062	25.062	24.890	24.890
	IP2	15.433	40.726			15.278	46.228			14.765	39.896	14.718	39.780	14.790	39.680
	IP3	30.292	1:11.018			30.513	1:16.741			30.002	1:09.898	29.598	1:09.378	34.537	1:14.217
	FL	31.551	1:42.569			30.983	1:47.724			30.458	1:40.356	30.663	1:40.041	15:41.9	PIT EXIT



Jerez - 4423 m

CIRCUITO DE JEREZ - TEST POST RACE WSBK Wednesday, October 23rd 2024 ANALYSIS

Número	5		17		18		19		20		22		31		
	Vta	Sector	Vuelta	Sector	Vuelta	Sector	Vuelta	Sector	Vuelta	Sector	Vuelta	Sector	Vuelta		
29	IP1	25.425	25.425			25.075	25.075			25.013	25.013	24.903	24.903	30.388	30.388
	IP2	15.465	40.890			14.728	39.803			14.663	39.676	14.728	39.631	15.646	46.034
	IP3	30.198	1:11.088			29.991	1:09.794			30.010	1:09.686	29.546	1:09.177	31.157	1:17.191
	FL	31.564	1:42.652			30.809	1:40.603			30.633	1:40.319	30.496	1:39.673	31.778	1:48.969
30	IP1	25.330	25.330			25.062	25.062			24.977	24.977	27.800	27.800	24.874	24.874
	IP2	15.469	40.799			14.727	39.789			14.636	39.613	16.042	43.842	14.707	39.581
	IP3	30.300	1:11.099			29.967	1:09.756			29.951	1:09.564	31.869	1:15.711	29.650	1:09.231
	FL	31.701	1:42.800			30.680	1:40.436			30.551	1:40.115	1:07:20	PIT EXIT	30.461	1:39.692
31	IP1	28.660	28.660			25.267	25.267			24.929	24.929	32.697	32.697	24.786	24.786
	IP2	16.257	44.917			14.793	40.060			14.617	39.546	15.443	48.140	14.646	39.432
	IP3	32.107	1:17.024			30.035	1:10.095			29.830	1:09.376	30.940	1:19.080	32.001	1:11.433
	FL	29:21.6	PIT EXIT			30.879	1:40.974			30.536	1:39.912	31.336	1:50.416	32.919	1:44.352
32	IP1	31.140	31.140			25.282	25.282			25.000	25.000	25.433	25.433	24.913	24.913
	IP2	15.847	46.987			14.793	40.075			14.587	39.587	15.015	40.448	14.773	39.686
	IP3	31.131	1:18.118			30.178	1:10.253			29.873	1:09.460	30.019	1:10.467	29.664	1:09.350
	FL	32.182	1:50.300			30.832	1:41.085			30.508	1:39.968	30.870	1:41.337	30.658	1:40.008
33	IP1	25.690	25.690			25.320	25.320			25.052	25.052	25.357	25.357	24.815	24.815
	IP2	15.949	41.639			14.816	40.136			14.577	39.629	14.915	40.272	14.667	39.482
	IP3	30.838	1:12.477			30.100	1:10.236			29.819	1:09.448	29.945	1:10.217	29.547	1:09.029
	FL	31.951	1:44.428			30.795	1:41.031			30.517	1:39.965	30.835	1:41.052	30.673	1:39.702
34	IP1	25.687	25.687			28.055	28.055			24.946	24.946	25.207	25.207	24.757	24.757
	IP2	15.649	41.336			16.007	44.062			14.598	39.544	14.754	39.961	14.671	39.428
	IP3	30.583	1:11.919			33.410	1:17.472			29.812	1:09.356	29.774	1:09.735	29.613	1:09.041
	FL	32.143	1:44.062			1:55:21	PIT EXIT			30.393	1:39.749	30.687	1:40.422	30.481	1:39.522
35	IP1	25.540	25.540			30.716	30.716			24.956	24.956	25.104	25.104	24.812	24.812
	IP2	15.635	41.175			15.761	46.477			14.589	39.545	14.732	39.836	14.711	39.523
	IP3	30.605	1:11.780			31.095	1:17.572			31.028	1:10.573	47.623	1:27.459	29.592	1:09.115
	FL	31.799	1:43.579			31.235	1:48.807			4:10.83	PIT EXIT	54:57.8	PIT EXIT	34:06.3	PIT EXIT
36	IP1	25.549	25.549			25.424	25.424			28.069	28.069	32.732	32.732	30.044	30.044
	IP2	15.682	41.231			14.764	40.188			14.833	42.902	15.328	48.060	15.718	45.762
	IP3	30.578	1:11.809			30.219	1:10.407			30.283	1:13.185	31.403	1:19.463	31.413	1:17.175
	FL	31.878	1:43.687			30.821	1:41.228			30.873	1:44.058	5:42.05	PIT EXIT	31.972	1:49.147
37	IP1	25.565	25.565			25.352	25.352			25.067	25.067	34.260	34.260	24.916	24.916
	IP2	15.651	41.216			14.743	40.095			14.621	39.688	15.524	49.784	14.824	39.740
	IP3	30.457	1:11.673			30.054	1:10.149			29.953	1:09.641	31.483	1:21.267	29.903	1:09.643
	FL	31.876	1:43.549			30.632	1:40.781			30.513	1:40.154	31.607	1:52.874	30.801	1:40.444
38	IP1	25.564	25.564			25.154	25.154			25.133	25.133	25.554	25.554	24.943	24.943
	IP2	15.568	41.132			14.685	39.839			14.546	39.679	14.898	40.452	14.858	39.801
	IP3	30.476	1:11.608			29.990	1:09.829			29.805	1:09.484	30.124	1:10.576	29.712	1:09.513
	FL	31.805	1:43.413			30.757	1:40.586			-----	-----	30.841	1:41.417	30.658	1:40.171
39	IP1	36.528	36.528			25.238	25.238					25.216	25.216	24.924	24.924
	IP2	16.629	53.157			14.883	40.121					14.849	40.065	14.795	39.719
	IP3	40.646	1:33.803			30.131	1:10.252					29.924	1:09.989	29.836	1:09.555
	FL	1:55:31	PIT EXIT			30.796	1:41.048					30.889	1:40.878	30.661	1:40.216
40	IP1	32.010	32.010			28.008	28.008					25.258	25.258	24.844	24.844
	IP2	16.128	48.138			18.023	46.031					14.753	40.011	14.785	39.629
	IP3	32.893	1:21.031			36.079	1:22.110					29.788	1:09.799	29.907	1:09.536
	FL	32.696	1:53.727			14:54.9	PIT EXIT					30.737	1:40.536	30.797	1:40.333
41	IP1	26.090	26.090			34.333	34.333					25.129	25.129	24.896	24.896
	IP2	15.796	41.886			15.094	49.427					14.764	39.893	14.804	39.700
	IP3	31.112	1:12.998			30.336	1:19.763					29.868	1:09.761	29.975	1:09.675
	FL	32.344	1:45.342			31.309	1:51.072					30.787	1:40.548	30.795	1:40.470
42	IP1	34.225	34.225			25.151	25.151					25.183	25.183	24.974	24.974
	IP2	15.820	50.045			14.778	39.929					14.762	39.945	14.908	39.882
	IP3	30.833	1:20.878			30.072	1:10.001					29.882	1:09.827	29.832	1:09.714
	FL	32.055	1:52.933			30.854	1:40.855					30.628	1:40.455	30.857	1:40.571




Jerez - 4423 m

CIRCUITO DE JEREZ - TEST POST RACE WSBK

Wednesday, October 23rd 2024

ANALYSIS

Número	5		17		18		19		20		22		31		
Vta	Sector	Vuelta	Sector	Vuelta	Sector	Vuelta	Sector	Vuelta	Sector	Vuelta	Sector	Vuelta	Sector	Vuelta	
43	IP1	25.710	25.710			25.247	25.247					25.088	25.088	24.889	24.889
	IP2	15.693	41.403			14.734	39.981					14.728	39.816	14.919	39.808
	IP3	30.610	1:12.013			30.082	1:10.063					29.702	1:09.518	29.918	1:09.726
	FL	31.894	1:43.907			30.837	1:40.900					30.559	1:40.077	30.755	1:40.481
44	IP1	30.183	30.183			25.161	25.161					26.960	26.960	24.875	24.875
	IP2	16.274	46.457			14.819	39.980					15.255	42.215	14.843	39.718
	IP3	32.087	1:18.544			30.062	1:10.042					30.925	1:13.140	29.785	1:09.503
	FL	28:49.9	PIT EXIT			30.872	1:40.914					52:28.9	PIT EXIT	30.825	1:40.328
45	IP1	33.006	33.006			25.241	25.241					31.997	31.997	24.971	24.971
	IP2	15.869	48.875			14.792	40.033					15.229	47.226	15.065	40.036
	IP3	31.022	1:19.897			30.134	1:10.167					30.711	1:17.937	29.927	1:09.963
	FL	32.259	1:52.156			30.946	1:41.113					31.300	1:49.237	30.622	1:40.585
46	IP1	25.935	25.935			27.448	27.448					25.182	25.182	24.917	24.917
	IP2	15.818	41.753			15.843	43.291					14.719	39.901	14.928	39.845
	IP3	30.801	1:12.554			32.304	1:15.595					29.695	1:09.596	29.928	1:09.773
	FL	32.124	1:44.678			1:09:25	PIT EXIT					30.641	1:40.237	30.779	1:40.552
47	IP1	25.739	25.739			39.859	39.859					25.003	25.003	26.363	26.363
	IP2	15.721	41.460			20.846	1:00.705					14.746	39.749	17.483	43.846
	IP3	33.792	1:15.252			33.031	1:33.736					29.650	1:09.399	35.720	1:19.566
	FL	17:00.1	PIT EXIT			31.319	2:05.055					30.482	1:39.881	10:41.2	PIT EXIT
48	IP1	30.377	30.377			25.254	25.254					25.061	25.061	34.323	34.323
	IP2	15.815	46.192			14.800	40.054					14.694	39.755	15.042	49.365
	IP3	31.093	1:17.285			30.047	1:10.101					29.661	1:09.416	30.219	1:19.584
	FL	32.194	1:49.479			30.875	1:40.976					30.547	1:39.963	31.148	1:50.732
49	IP1	25.744	25.744			25.106	25.106					25.033	25.033	25.002	25.002
	IP2	15.589	41.333			14.822	39.928					14.719	39.752	14.841	39.843
	IP3	30.686	1:12.019			29.924	1:09.852					29.806	1:09.558	29.830	1:09.673
	FL	31.850	1:43.869			30.706	1:40.558					30.646	1:40.204	30.730	1:40.403
50	IP1	25.520	25.520			25.092	25.092					24.944	24.944	24.987	24.987
	IP2	15.578	41.098			14.722	39.814					14.731	39.675	14.916	39.903
	IP3	30.490	1:11.588			30.013	1:09.827					29.694	1:09.369	29.836	1:09.739
	FL	31.755	1:43.343			30.676	1:40.503					30.580	1:39.949	30.905	1:40.644
51	IP1	25.505	25.505			25.162	25.162					25.023	25.023	24.937	24.937
	IP2	15.564	41.069			14.732	39.894					14.726	39.749	14.821	39.758
	IP3	30.481	1:11.550			29.788	1:09.682					31.785	1:11.534	30.031	1:09.789
	FL	31.667	1:43.217			30.635	1:40.317					27:42.8	PIT EXIT	30.863	1:40.652
52	IP1	25.465	25.465			25.109	25.109					31.045	31.045	25.139	25.139
	IP2	15.543	41.008			14.718	39.827					15.066	46.111	14.892	40.031
	IP3	30.453	1:11.461			30.006	1:09.833					30.250	1:16.361	29.931	1:09.962
	FL	31.690	1:43.151			30.688	1:40.521					31.202	1:47.563	30.891	1:40.853
53	IP1	25.475	25.475			25.698	25.698					25.272	25.272	25.155	25.155
	IP2	15.504	40.979			14.775	40.473					14.774	40.046	14.937	40.092
	IP3	30.499	1:11.478			29.995	1:10.468					29.837	1:09.883	29.978	1:10.070
	FL	31.583	1:43.061			30.735	1:41.203					30.854	1:40.737	30.994	1:41.064
54	IP1	25.468	25.468			25.094	25.094					25.042	25.042	25.295	25.295
	IP2	15.513	40.981			14.710	39.804					14.704	39.746	14.902	40.197
	IP3	30.507	1:11.488			30.110	1:09.914					29.702	1:09.448	29.986	1:10.183
	FL	31.721	1:43.209			30.768	1:40.682					30.525	1:39.973	1:44.88	PIT EXIT
55	IP1	30.804	30.804			25.133	25.133					25.082	25.082	44.167	44.167
	IP2	16.567	47.371			14.746	39.879					14.694	39.776	16.032	1:00.199
	IP3	33.780	1:21.151			29.999	1:09.878					29.731	1:09.507	32.326	1:32.525
	FL	11:51.4	PIT EXIT			30.917	1:40.795					30.618	1:40.125	2:20:37	PIT EXIT
56	IP1	32.177	32.177			25.108	25.108					25.153	25.153	31.399	31.399
	IP2	16.409	48.586			14.759	39.867					14.723	39.876	15.866	47.265
	IP3	32.837	1:21.423			29.958	1:09.825					29.661	1:09.537	31.088	1:18.353
	FL	1:00.54	PIT EXIT			30.727	1:40.552					30.612	1:40.149	31.682	1:50.035

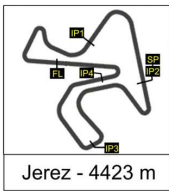


CIRCUITO DE JEREZ - TEST POST RACE WSBK

Wednesday, October 23rd 2024

ANALYSIS

Número	5		17		18		19		20		22		31	
Vta	Sector	Vuelta	Sector	Vuelta	Sector	Vuelta	Sector	Vuelta	Sector	Vuelta	Sector	Vuelta	Sector	Vuelta
57	IP1				29.989	29.989					25.084	25.084	25.184	25.184
	IP2				17.421	47.410					14.791	39.875	14.907	40.091
	IP3				33.853	1:21.263					29.742	1:09.617	30.087	1:10.178
	FL	8:16.53	PIT EXIT			26:11.7	PIT EXIT				30.526	1:40.143	30.973	1:41.151
58	IP1	34.523	34.523			30.385	30.385				24.967	24.967	25.104	25.104
	IP2	17.835	52.358			15.104	45.489				14.700	39.667	15.038	40.142
	IP3	35.189	1:27.547			30.702	1:16.191				29.695	1:09.362	29.974	1:10.116
	FL	1:01.41	PIT EXIT			30.887	1:47.078				30.580	1:39.942	30.937	1:41.053
59	IP1	32.792	32.792			25.196	25.196				27.365	27.365	25.077	25.077
	IP2	17.176	49.968			14.732	39.928				15.971	43.336	14.829	39.906
	IP3	37.679	1:27.647			29.975	1:09.903				31.420	1:14.756	29.990	1:09.896
	FL		-----			30.836	1:40.739				22:45.9	PIT EXIT	30.938	1:40.834
60	IP1					25.260	25.260				30.687	30.687	25.089	25.089
	IP2					14.722	39.982				15.083	45.770	14.883	39.972
	IP3					29.913	1:09.895				30.537	1:16.307	29.912	1:09.884
	FL					30.687	1:40.582				30.669	1:46.976	30.959	1:40.843
61	IP1					25.056	25.056				24.998	24.998	25.096	25.096
	IP2					14.655	39.711				14.669	39.667	14.947	40.043
	IP3					29.793	1:09.504				29.522	1:09.189	29.997	1:10.040
	FL					30.655	1:40.159				30.510	1:39.699	30.828	1:40.868
62	IP1										25.072	25.072	25.173	25.173
	IP2										14.806	39.878	14.967	40.140
	IP3										29.666	1:09.544	29.962	1:10.102
	FL						-----				2:56.33	PIT EXIT	30.908	1:41.010
63	IP1										31.049	31.049	30.416	30.416
	IP2										14.981	46.030	15.408	45.824
	IP3										30.399	1:16.429	30.978	1:16.802
	FL										30.661	1:47.090	31.431	1:48.233
64	IP1										24.876	24.876	25.228	25.228
	IP2										14.526	39.402	14.936	40.164
	IP3										29.374	1:08.776	30.004	1:10.168
	FL										30.465	1:39.241	31.031	1:41.199
65	IP1										26.514	26.514	27.891	27.891
	IP2										15.119	41.633	15.249	43.140
	IP3										30.756	1:12.389	31.352	1:14.492
	FL										2:31.15	PIT EXIT	22:42.6	PIT EXIT
66	IP1										30.408	30.408	31.237	31.237
	IP2										14.867	45.275	15.357	46.594
	IP3										29.807	1:15.082	30.922	1:17.516
	FL										30.376	1:45.458	31.562	1:49.078
67	IP1										24.641	24.641	25.257	25.257
	IP2										14.537	39.178	14.841	40.098
	IP3										29.332	1:08.510	29.895	1:09.993
	FL										30.169	1:38.679	30.939	1:40.932
68	IP1										28.692	28.692	25.129	25.129
	IP2										32.794	1:01.486	14.876	40.005
	IP3										32.194	1:33.680	29.987	1:09.992
	FL											-----	30.816	1:40.808
69	IP1												25.182	25.182
	IP2												14.868	40.050
	IP3												30.058	1:10.108
	FL												31.064	1:41.172
70	IP1												25.209	25.209
	IP2												14.851	40.060
	IP3												29.899	1:09.959
	FL												30.836	1:40.795

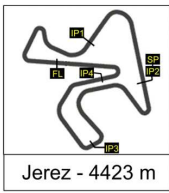


CIRCUITO DE JEREZ - TEST POST RACE WSBK

Wednesday, October 23rd 2024

ANALYSIS

Número	5		17		18		19		20		22		31	
	Vta	Sector	Vuelta	Sector	Vuelta	Sector	Vuelta	Sector	Vuelta	Sector	Vuelta	Sector	Vuelta	
71	IP1												25.794	25.794
	IP2												15.141	40.935
	IP3												30.558	1:11.493
	FL												10:35.1	PIT EXIT
72	IP1												30.602	30.602
	IP2												15.240	45.842
	IP3												30.287	1:16.129
	FL												31.263	1:47.392
73	IP1												27.380	27.380
	IP2												15.308	42.688
	IP3												30.335	1:13.023
	FL												31.106	1:44.129
74	IP1												25.161	25.161
	IP2												14.926	40.087
	IP3												30.045	1:10.132
	FL												30.852	1:40.984
75	IP1												25.228	25.228
	IP2												14.877	40.105
	IP3												30.071	1:10.176
	FL												31.069	1:41.245
76	IP1												25.159	25.159
	IP2												15.140	40.299
	IP3												30.102	1:10.401
	FL												30.944	1:41.345
77	IP1												25.998	25.998
	IP2												15.111	41.109
	IP3												30.998	1:12.107
	FL												10:59.4	PIT EXIT
78	IP1												32.119	32.119
	IP2												15.678	47.797
	IP3												31.435	1:19.232
	FL												31.494	1:50.726
79	IP1												24.946	24.946
	IP2												14.846	39.792
	IP3												29.708	1:09.500
	FL												30.715	1:40.215
80	IP1												24.897	24.897
	IP2												14.793	39.690
	IP3												29.738	1:09.428
	FL												30.722	1:40.150
81	IP1												24.913	24.913
	IP2												14.809	39.722
	IP3												29.688	1:09.410
	FL												30.862	1:40.272
82	IP1												24.977	24.977
	IP2												14.811	39.788
	IP3												29.748	1:09.536
	FL												30.657	1:40.193
83	IP1												25.030	25.030
	IP2												14.809	39.839
	IP3												29.795	1:09.634
	FL												30.774	1:40.408
84	IP1												25.729	25.729
	IP2												15.865	41.594
	IP3												31.789	1:13.383
	FL												31.464	1:44.847

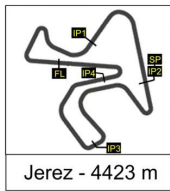


CIRCUITO DE JEREZ - TEST POST RACE WSBK

Wednesday, October 23rd 2024

ANALYSIS

Número	5		17		18		19		20		22		31	
	Vta	Sector	Vuelta	Sector	Vuelta	Sector	Vuelta	Sector	Vuelta	Sector	Vuelta	Sector	Vuelta	
85	IP1												25.073	25.073
	IP2												14.876	39.949
	IP3												29.923	1:09.872
	FL												30.779	1:40.651
86	IP1												26.725	26.725
	IP2												15.479	42.204
	IP3												31.476	1:13.680
	FL												1:26.57	PIT EXIT
87	IP1												37.153	37.153
	IP2												16.044	53.197
	IP3												31.817	1:25.014
	FL												14:08.9	PIT EXIT
88	IP1												32.352	32.352
	IP2												15.537	47.889
	IP3												31.227	1:19.116
	FL												1:19.08	PIT EXIT
89	IP1												38.628	38.628
	IP2												15.391	54.019
	IP3												31.443	1:25.462
	FL												14:34.0	PIT EXIT
90	IP1												31.028	31.028
	IP2												15.500	46.528
	IP3												31.464	1:17.992
	FL												1:19.15	PIT EXIT



Jerez - 4423 m



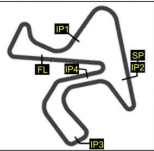
11

CIRCUITO DE JEREZ - TEST POST RACE WSBK

Wednesday, October 23rd 2024

ANALYSIS

Número	46		47		69		95		97		146		150		
	Vta	Sector	Vuelta	Sector	Vuelta	Sector	Vuelta	Sector	Vuelta	Sector	Vuelta	Sector	Vuelta		
1	IP1	30.282	30.282	31.027	31.027	31.385	31.385	37.874	37.874	31.807	31.807	31.675	31.675	32.364	32.364
	IP2	15.581	45.863	15.191	46.218	15.837	47.222	15.570	53.444	15.438	47.245	16.749	48.424	17.465	49.829
	IP3	31.071	1:16.934	30.955	1:17.173	31.715	1:18.937	31.327	1:24.771	32.381	1:19.626			34.070	1:23.899
	FL	31.810	1:48.744	31.228	1:48.401	32.421	1:51.358	32.367	1:57.138	35.392	1:55.018			33.177	1:57.076
2	IP1	25.485	25.485	25.191	25.191	25.498	25.498	25.267	25.267	25.765	25.765			26.234	26.234
	IP2	14.911	40.396	14.724	39.915	15.440	40.938	14.848	40.115	15.009	40.774			15.733	41.967
	IP3	30.425	1:10.821	29.885	1:09.800	30.542	1:11.480	30.176	1:10.291	30.984	1:11.758			31.100	1:13.067
	FL	31.293	1:42.114	30.558	1:40.358	31.621	1:43.101	30.926	1:41.217	31.343	1:43.101			33.146	1:46.213
3	IP1	25.328	25.328	24.940	24.940	25.361	25.361	25.273	25.273	25.205	25.205			26.074	26.074
	IP2	14.881	40.209	14.756	39.696	15.393	40.754	14.788	40.061	14.905	40.110			15.930	42.004
	IP3	30.135	1:10.344	29.716	1:09.412	30.349	1:11.103	30.033	1:10.094	30.349	1:10.459			31.142	1:13.146
	FL	31.196	1:41.540	30.409	1:39.821	31.552	1:42.655	30.859	1:40.953	31.054	1:41.513			32.015	1:45.161
4	IP1	25.347	25.347	25.138	25.138	25.271	25.271	25.118	25.118	25.153	25.153			25.901	25.901
	IP2	14.848	40.195	14.664	39.802	15.481	40.752	14.820	39.938	14.879	40.032			15.757	41.658
	IP3	30.090	1:10.285	29.734	1:09.536	30.544	1:11.296	30.063	1:10.001	30.238	1:10.270			30.966	1:12.624
	FL	31.227	1:41.512	30.355	1:39.891	31.462	1:42.758	30.879	1:40.880	30.874	1:41.144			32.047	1:44.671
5	IP1	25.191	25.191	24.931	24.931	25.320	25.320	25.068	25.068	26.770	26.770			25.738	25.738
	IP2	14.888	40.079	14.662	39.593	15.489	40.809	14.821	39.889	15.214	41.984			15.618	41.356
	IP3	30.010	1:10.089	29.741	1:09.334	30.357	1:11.166	30.067	1:09.956	31.788	1:13.772			31.055	1:12.411
	FL	31.094	1:41.183	30.356	1:39.690	31.536	1:42.702	30.657	1:40.613	23:53.6	PIT EXIT			32.060	1:44.471
6	IP1	25.303	25.303	27.673	27.673	25.426	25.426	25.153	25.153	30.055	30.055			25.853	25.853
	IP2	15.268	40.571	15.134	42.807	15.394	40.820	14.810	39.963	15.320	45.375			15.595	41.448
	IP3	30.736	1:11.307	31.102	1:13.909	30.262	1:11.082	29.980	1:09.943	31.377	1:16.752			30.866	1:12.314
	FL	21:11.1	PIT EXIT	34:12.6	PIT EXIT	31.508	1:42.590	30.861	1:40.804	31.104	1:47.856			32.161	1:44.475
7	IP1	30.801	30.801	29.835	29.835	25.509	25.509	25.127	25.127	25.117	25.117			25.945	25.945
	IP2	15.207	46.008	15.280	45.115	15.422	40.931	14.742	39.869	14.816	39.933			15.632	41.577
	IP3	30.883	1:16.891	31.246	1:16.361	30.289	1:11.220	30.037	1:09.906	30.202	1:10.135			30.857	1:12.434
	FL	31.680	1:48.571	31.592	1:47.953	31.388	1:42.608	30.816	1:40.722	30.795	1:40.930			32.001	1:44.435
8	IP1	25.481	25.481	25.155	25.155	25.262	25.262	29.963	29.963	25.057	25.057			25.674	25.674
	IP2	14.981	40.462	14.721	39.876	15.457	40.719	17.659	47.622	14.804	39.861			15.593	41.267
	IP3	30.198	1:10.660	29.868	1:09.744	30.365	1:11.084	35.005	1:22.627	30.176	1:10.037			30.575	1:11.842
	FL	31.468	1:42.128	30.769	1:40.513	31.425	1:42.509	17:46.7	PIT EXIT	30.760	1:40.797			32.128	1:43.970
9	IP1	25.417	25.417	25.145	25.145	25.383	25.383	34.914	34.914	24.952	24.952			25.595	25.595
	IP2	15.044	40.461	14.812	39.957	15.410	40.793	15.338	50.252	14.772	39.724			15.733	41.328
	IP3	30.279	1:10.740	30.020	1:09.977	30.255	1:11.048	31.573	1:21.825	30.035	1:09.759			31.085	1:12.413
	FL	31.409	1:42.149	30.711	1:40.688	31.509	1:42.557	32.089	1:53.914	30.640	1:40.399			32.224	1:44.637
10	IP1	25.264	25.264	25.142	25.142	25.353	25.353	25.057	25.057	25.138	25.138			25.923	25.923
	IP2	14.969	40.233	14.730	39.872	15.413	40.766	14.738	39.795	14.843	39.981			15.626	41.549
	IP3	30.230	1:10.463	29.966	1:09.838	30.328	1:11.094	29.923	1:09.718	30.246	1:10.227			30.646	1:12.195
	FL	31.289	1:41.752	30.786	1:40.624	31.433	1:42.527	30.682	1:40.400	5:28.24	PIT EXIT			32.000	1:44.195
11	IP1	25.303	25.303	25.097	25.097	27.150	27.150	25.132	25.132	28.569	28.569			26.976	26.976
	IP2	15.073	40.376	14.793	39.890	16.258	43.408	14.721	39.853	14.999	43.568			16.181	43.157
	IP3	30.645	1:11.021	30.001	1:09.891	32.357	1:15.765	29.863	1:09.716	30.577	1:14.145			32.489	1:15.646
	FL	31.429	1:42.450	30.633	1:40.524	34:42.7	PIT EXIT	30.411	1:40.127	30.774	1:44.919			23:03.6	PIT EXIT
12	IP1	26.463	26.463	28.174	28.174	28.650	28.650	24.979	24.979	24.804	24.804			31.260	31.260
	IP2	15.692	42.155	15.674	43.848	15.836	44.486	14.587	39.566	14.687	39.491			16.290	47.550
	IP3	31.718	1:13.873	31.894	1:15.742	30.983	1:15.469	30.007	1:09.573	29.802	1:09.293			32.238	1:19.788
	FL	14:42.9	PIT EXIT	20:15.3	PIT EXIT	32.253	1:47.722	30.584	1:40.157	30.611	1:39.904			32.627	1:52.415
13	IP1	31.063	31.063	30.608	30.608	25.672	25.672	25.809	25.809	24.781	24.781			26.147	26.147
	IP2	15.449	46.512	15.371	45.979	15.647	41.319	14.821	40.630	14.679	39.460			15.787	41.934
	IP3	31.983	1:18.495	31.538	1:17.517	30.641	1:11.960	30.507	1:11.137	29.844	1:09.304			31.331	1:13.265
	FL	32.263	1:50.758	31.496	1:49.013	31.829	1:43.789	31.020	1:42.157	30.605	1:39.909			32.270	1:45.535
14	IP1	25.406	25.406	25.266	25.266	25.532	25.532	24.941	24.941	24.791	24.791			25.852	25.852
	IP2	14.953	40.359	14.875	40.141	15.527	41.059	14.708	39.649	14.715	39.506			15.684	41.536
	IP3	30.305	1:10.664	30.178	1:10.319	30.580	1:11.639	29.750	1:09.399	29.914	1:09.420			30.794	1:12.330
	FL	31.426	1:42.090	31.011	1:41.330	31.784	1:43.423	30.442	1:39.841	31.123	1:40.543			32.355	1:44.685



Jerez - 4423 m



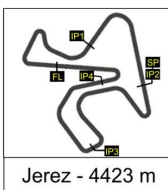
11

CIRCUITO DE JEREZ - TEST POST RACE WSBK

Wednesday, October 23rd 2024

ANALYSIS

Número	46		47		69		95		97		146		150	
	Vta	Sector	Vuelta	Sector	Vuelta	Sector	Vuelta	Sector	Vuelta	Sector	Vuelta	Sector	Vuelta	
15	IP1	25.228	25.228	25.319	25.319	25.497	25.497	34.511	34.511	24.893	24.893		25.827	25.827
	IP2	14.935	40.163	14.944	40.263	15.563	41.060	16.563	51.074	14.745	39.638		15.838	41.665
	IP3	30.138	1:10.301	30.125	1:10.388	30.547	1:11.607	30.335	1:21.409	30.025	1:09.663		32.844	1:14.509
	FL	31.248	1:41.549	30.998	1:41.386	31.823	1:43.430	41:23.4	PIT EXIT	30.799	1:40.462		35.526	1:50.035
16	IP1	25.202	25.202	25.196	25.196	25.526	25.526	31.547	31.547	27.305	27.305		25.891	25.891
	IP2	14.929	40.131	14.826	40.022	15.562	41.088	15.266	46.813	16.457	43.762		15.805	41.696
	IP3	30.240	1:10.371	30.060	1:10.082	30.439	1:11.527	31.206	1:18.019	33.044	1:16.806		30.975	1:12.671
	FL	31.298	1:41.669	30.725	1:40.807	31.734	1:43.261	31.724	1:49.743	17:51.4	PIT EXIT		32.159	1:44.830
17	IP1	25.316	25.316	25.141	25.141	25.526	25.526	25.436	25.436	31.460	31.460		25.881	25.881
	IP2	14.980	40.296	14.780	39.921	15.607	41.133	14.867	40.303	15.377	46.837		15.779	41.660
	IP3	30.203	1:10.499	29.933	1:09.854	30.643	1:11.776	30.572	1:10.875	31.427	1:18.264		30.792	1:12.452
	FL	31.276	1:41.775	30.731	1:40.585	31.719	1:43.495	31.151	1:42.026	30.998	1:49.262		32.152	1:44.604
18	IP1	25.238	25.238	27.678	27.678	25.598	25.598	25.311	25.311	25.012	25.012		25.873	25.873
	IP2	14.928	40.166	15.613	43.291	15.579	41.177	14.806	40.117	14.803	39.815		15.817	41.690
	IP3	30.164	1:10.330	31.827	1:15.118	30.602	1:11.779	30.200	1:10.317	30.140	1:09.955		32.735	1:14.425
	FL	31.317	1:41.647	15:45.2	PIT EXIT	31.807	1:43.586	31.017	1:41.334	30.770	1:40.725		8:45.85	PIT EXIT
19	IP1	25.225	25.225	33.544	33.544	25.623	25.623	25.217	25.217	25.561	25.561		29.934	29.934
	IP2	14.901	40.126	15.340	48.884	15.592	41.215	14.835	40.052	14.748	40.309		15.944	45.878
	IP3	30.104	1:10.230	31.261	1:20.145	30.628	1:11.843	30.037	1:10.089	30.154	1:10.463		31.451	1:17.329
	FL	31.232	1:41.462	31.193	1:51.338	31.751	1:43.594	31.127	1:41.216	30.757	1:41.220		31.935	1:49.264
20	IP1	25.277	25.277	24.902	24.902	27.284	27.284	25.201	25.201	25.029	25.029		25.521	25.521
	IP2	14.947	40.224	14.629	39.531	17.053	44.337	14.851	40.052	14.766	39.795		15.669	41.190
	IP3	30.222	1:10.446	29.851	1:09.382	32.844	1:17.181	29.956	1:10.008	30.022	1:09.817		30.442	1:11.632
	FL	31.383	1:41.829	30.476	1:39.858	22:11.3	PIT EXIT	30.892	1:40.900	30.740	1:40.557		31.787	1:43.419
21	IP1	25.253	25.253	25.044	25.044	28.672	28.672	25.563	25.563	24.910	24.910		25.505	25.505
	IP2	14.970	40.223	14.674	39.718	15.897	44.569	14.809	40.372	14.757	39.667		15.594	41.099
	IP3	30.272	1:10.495	29.819	1:09.537	31.413	1:15.982	35.202	1:15.574	29.911	1:09.578		30.543	1:11.642
	FL	31.310	1:41.805	30.419	1:39.956	32.508	1:48.490	31.252	1:46.826	30.629	1:40.207		31.738	1:43.380
22	IP1	25.305	25.305	25.030	25.030	25.781	25.781	25.202	25.202	26.572	26.572		25.419	25.419
	IP2	14.999	40.304	14.644	39.674	15.723	41.504	14.796	39.998	15.287	41.859		15.494	40.913
	IP3	30.318	1:10.622	29.542	1:09.216	30.707	1:12.211	30.101	1:10.099	33.119	1:14.978		30.447	1:11.360
	FL	31.271	1:41.893	30.311	1:39.527	31.907	1:44.118	30.888	1:40.987	30.845	1:45.823		31.822	1:43.182
23	IP1	25.416	25.416	24.956	24.956	25.657	25.657	29.826	29.826	24.912	24.912		25.337	25.337
	IP2	14.945	40.361	14.700	39.656	15.678	41.335	17.437	47.263	14.691	39.603		15.695	41.032
	IP3	30.477	1:10.838	29.691	1:09.347	30.709	1:12.044	33.191	1:20.454	29.916	1:09.519		30.481	1:11.513
	FL	31.304	1:42.142	30.517	1:39.864	31.967	1:44.011	19:11.5	PIT EXIT	30.644	1:40.163		31.886	1:43.399
24	IP1	26.601	26.601	27.743	27.743	25.769	25.769	33.270	33.270	24.910	24.910		26.816	26.816
	IP2	16.265	42.866	15.411	43.154	15.678	41.447	15.454	48.724	14.694	39.604		16.298	43.114
	IP3	32.866	1:15.732	31.198	1:14.352	30.620	1:12.067	31.410	1:20.134	29.947	1:09.551		32.940	1:16.054
	FL	41:44.6	PIT EXIT	29:20.7	PIT EXIT	31.803	1:43.870	32.473	1:52.607	33:20.0	PIT EXIT		15:59.5	PIT EXIT
25	IP1	31.697	31.697	30.427	30.427	27.111	27.111	25.536	25.536	31.728	31.728		29.982	29.982
	IP2	15.389	47.086	15.472	45.899	16.568	43.679	14.899	40.435	15.365	47.093		16.006	45.988
	IP3	31.636	1:18.722	30.888	1:16.787	34.590	1:18.269	30.245	1:10.680	30.882	1:17.975		30.987	1:16.975
	FL	31.790	1:50.512	31.307	1:48.094	17:01.7	PIT EXIT	31.234	1:41.914	31.239	1:49.214		32.476	1:49.451
26	IP1	25.207	25.207	25.160	25.160	28.287	28.287	25.273	25.273	25.156	25.156		25.883	25.883
	IP2	14.898	40.105	14.702	39.862	16.200	44.487	14.859	40.132	14.875	40.031		15.763	41.646
	IP3	30.030	1:10.135	29.791	1:09.653	30.929	1:15.416	57.147	1:37.279	30.395	1:10.426		31.459	1:13.105
	FL	31.158	1:41.293	30.780	1:40.433	31.853	1:47.269	48:13.5	PIT EXIT	30.935	1:41.361		32.205	1:45.310
27	IP1	25.086	25.086	25.111	25.111	25.471	25.471	36.272	36.272	26.487	26.487		25.837	25.837
	IP2	14.832	39.918	14.665	39.776	15.594	41.065	15.394	51.666	14.917	41.404		15.598	41.435
	IP3	30.097	1:10.015	29.917	1:09.693	30.420	1:11.485	31.501	1:23.167	30.356	1:11.760		30.845	1:12.280
	FL	31.140	1:41.155	31.478	1:41.171	31.546	1:43.031	31.974	1:55.141	30.865	1:42.625		32.152	1:44.432
28	IP1	25.179	25.179	27.816	27.816	25.613	25.613	25.613	25.613	25.123	25.123		25.632	25.632
	IP2	14.887	40.066	15.386	43.202	15.564	41.177	14.946	40.559	14.816	39.939		15.809	41.441
	IP3	30.173	1:10.239	31.673	1:14.875	30.420	1:11.597	30.356	1:10.915	30.122	1:10.061		35.406	1:16.847
	FL	31.148	1:41.387	31.360	1:46.235	31.644	1:43.241	30.955	1:41.870	30.767	1:40.828		34.635	1:51.482



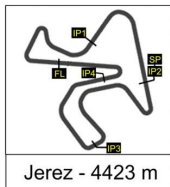
Jerez - 4423 m



11

CIRCUITO DE JEREZ - TEST POST RACE WSBK Wednesday, October 23rd 2024 ANALYSIS

Número	46		47		69		95		97		146		150	
	Vta	Sector	Vuelta	Sector	Vuelta	Sector	Vuelta	Sector	Vuelta	Sector	Vuelta	Sector	Vuelta	
29	IP1	25.239	25.239	25.220	25.220	25.462	25.462	25.433	25.433	28.642	28.642		25.811	25.811
	IP2	14.816	40.055	14.861	40.081	15.548	41.010	15.108	40.541	15.380	44.022		15.658	41.469
	IP3	30.300	1:10.350	30.042	1:10.123	30.444	1:11.454	30.445	1:10.986	31.968	1:15.990		30.547	1:12.016
	FL	31.175	1:41.530	30.891	1:41.014	31.723	1:43.177	31.281	1:42.267	3:30:45	PIT EXIT		32.660	1:44.676
30	IP1	25.264	25.264	27.628	27.628	25.519	25.519	25.426	25.426	29.852	29.852		25.691	25.691
	IP2	14.915	40.179	15.589	43.217	15.559	41.078	14.919	40.345	15.118	44.970		15.714	41.405
	IP3	30.195	1:10.374	31.865	1:15.082	30.349	1:11.427	30.242	1:10.587	30.645	1:15.615		30.536	1:11.941
	FL	31.177	1:41.551	35:00.0	PIT EXIT	31.582	1:43.009	30.988	1:41.575	31.218	1:46.833		32.172	1:44.113
31	IP1	25.216	25.216	31.536	31.536	25.496	25.496	25.281	25.281	25.118	25.118		27.349	27.349
	IP2	14.867	40.083	15.360	46.896	15.536	41.032	14.824	40.105	14.834	39.952		16.613	43.962
	IP3	30.245	1:10.328	31.476	1:18.372	30.380	1:11.412	30.129	1:10.234	30.167	1:10.119		32.931	1:16.893
	FL	31.278	1:41.606	31.347	1:49.719	31.648	1:43.060	30.976	1:41.210	30.890	1:41.009		1:17:46	PIT EXIT
32	IP1	25.419	25.419	25.270	25.270	25.393	25.393	25.280	25.280	25.075	25.075		30.449	30.449
	IP2	14.959	40.378	14.751	40.021	15.552	40.945	14.844	40.124	14.780	39.855		15.951	46.400
	IP3	30.436	1:10.814	29.954	1:09.975	30.342	1:11.287	30.205	1:10.329	30.018	1:09.873		31.211	1:17.611
	FL	31.292	1:42.106	30.696	1:40.671	31.592	1:42.879	30.835	1:41.164	30.907	1:40.780		32.561	1:50.172
33	IP1	25.314	25.314	25.206	25.206	25.412	25.412	29.053	29.053	24.951	24.951		25.868	25.868
	IP2	14.873	40.187	14.923	40.129	15.517	40.929	17.012	46.065	14.771	39.722		15.691	41.559
	IP3	30.283	1:10.470	30.127	1:10.256	30.402	1:11.331	33.715	1:19.780	30.059	1:09.781		30.950	1:12.509
	FL	31.278	1:41.748	30.919	1:41.175	31.541	1:42.872	1:57:58	PIT EXIT	30.944	1:40.725		32.059	1:44.568
34	IP1	25.323	25.323	25.287	25.287	27.514	27.514	36.719	36.719	24.959	24.959		25.731	25.731
	IP2	14.902	40.225	14.849	40.136	16.623	44.137	16.432	53.151	14.822	39.781		15.653	41.384
	IP3	30.291	1:10.516	30.144	1:10.280	32.326	1:16.463	38.213	1:31.364	30.061	1:09.842		30.721	1:12.105
	FL	31.265	1:41.781	30.830	1:41.110	19:54.3	PIT EXIT	32.404	2:03.768	30.857	1:40.699		32.254	1:44.359
35	IP1	25.363	25.363	25.336	25.336	28.433	28.433	27.053	27.053	25.088	25.088		25.648	25.648
	IP2	14.919	40.282	14.898	40.234	15.828	44.261	15.174	42.227	14.805	39.893		15.670	41.318
	IP3	30.273	1:10.555	30.129	1:10.363	31.031	1:15.292	30.825	1:13.052	30.015	1:09.908		30.776	1:12.094
	FL	31.444	1:41.999	30.889	1:41.252	32.118	1:47.410	31.473	1:44.525	30.908	1:40.816		32.262	1:44.356
36	IP1	27.406	27.406	28.465	28.465	25.553	25.553	25.555	25.555	25.078	25.078		26.102	26.102
	IP2	16.055	43.461	15.611	44.076	15.704	41.257	14.978	40.533	14.836	39.914		15.848	41.950
	IP3	32.963	1:16.424	32.195	1:16.271	30.638	1:11.895	30.430	1:10.963	30.109	1:10.023		30.843	1:12.793
	FL	31:06.4	PIT EXIT	1:47:48	PIT EXIT	31.734	1:43.629	31.180	1:42.143	30.897	1:40.920		32.226	1:45.019
37	IP1	31.644	31.644	30.123	30.123	25.504	25.504	25.329	25.329	25.009	25.009		25.733	25.733
	IP2	15.392	47.036	15.325	45.448	15.661	41.165	14.872	40.201	14.835	39.844		15.659	41.392
	IP3	31.157	1:18.193	31.215	1:16.663	30.599	1:11.764	30.159	1:10.360	30.133	1:09.977		30.713	1:12.105
	FL	31.896	1:50.089	31.536	1:48.199	31.720	1:43.484	31.055	1:41.415	30.796	1:40.773		32.178	1:44.283
38	IP1	25.526	25.526	25.191	25.191	25.575	25.575	25.830	25.830	25.043	25.043		25.883	25.883
	IP2	15.013	40.539	14.811	40.002	15.623	41.198	14.865	40.695	14.863	39.906		15.757	41.640
	IP3	30.483	1:11.022	30.069	1:10.071	30.579	1:11.777	30.137	1:10.832	30.078	1:09.984		30.815	1:12.455
	FL	31.633	1:42.655	30.879	1:40.950	31.765	1:43.542	30.890	1:41.722	30.813	1:40.797		32.020	1:44.475
39	IP1	25.472	25.472	25.276	25.276	25.507	25.507	25.185	25.185	24.975	24.975		26.290	26.290
	IP2	14.961	40.433	14.836	40.112	15.621	41.128	14.843	40.028	14.862	39.837		15.698	41.988
	IP3	30.215	1:10.648	31.463	1:11.575	30.604	1:11.732	30.192	1:10.220	30.008	1:09.845		30.869	1:12.857
	FL	31.444	1:42.092	31.251	1:42.826	31.748	1:43.480	31.286	1:41.506	30.827	1:40.672		32.242	1:45.099
40	IP1	25.331	25.331	25.341	25.341	25.503	25.503	25.341	25.341	25.026	25.026		25.655	25.655
	IP2	15.004	40.335	14.805	40.146	15.656	41.159	14.829	40.170	14.812	39.838		15.734	41.389
	IP3	30.343	1:10.678	29.898	1:10.044	30.926	1:12.085	30.171	1:10.341	30.034	1:09.872		30.764	1:12.153
	FL	31.333	1:42.011	30.642	1:40.686	31.742	1:43.827	30.995	1:41.336	30.899	1:40.771		32.004	1:44.157
41	IP1	28.460	28.460	30.419	30.419	26.811	26.811	27.898	27.898	29.572	29.572		26.842	26.842
	IP2	15.639	44.099	15.284	45.703	15.842	42.653	16.605	44.503	17.343	46.915		16.963	43.805
	IP3	32.054	1:16.153	30.826	1:16.529	31.901	1:14.554	32.546	1:17.049	34.062	1:20.977		32.821	1:16.626
	FL	-----	-----	31.215	1:47.744	-----	-----	20:23.1	PIT EXIT	27:49.0	PIT EXIT		-----	-----
42	IP1			25.323	25.323			40.317	40.317	35.120	35.120			
	IP2			14.854	40.177			15.407	55.724	15.044	50.164			
	IP3			29.895	1:10.072			31.773	1:27.497	30.673	1:20.837			
	FL			30.945	1:41.017			32.075	1:59.572	30.917	1:51.754			



CIRCUITO DE JEREZ - TEST POST RACE WSBK

Wednesday, October 23rd 2024

ANALYSIS

Número	46		47		69		95		97		146		150	
	Vta	Sector	Vuelta	Sector	Vuelta	Sector	Vuelta	Sector	Vuelta	Sector	Vuelta	Sector	Vuelta	
43	IP1			28.521	28.521			25.587	25.587	24.950	24.950			
	IP2			15.780	44.301			14.936	40.523	14.771	39.721			
	IP3			32.016	1:16.317			30.663	1:11.186	30.034	1:09.755			
	FL			25:54.7	PIT EXIT			31.702	1:42.888	30.764	1:40.519			
44	IP1			30.791	30.791			25.534	25.534	24.946	24.946			
	IP2			15.582	46.373			14.869	40.403	14.684	39.630			
	IP3			31.731	1:18.104			30.511	1:10.914	29.857	1:09.487			
	FL			31.533	1:49.637			31.297	1:42.211	30.750	1:40.237			
45	IP1			25.290	25.290			25.512	25.512	25.113	25.113			
	IP2			14.822	40.112			14.985	40.497	14.785	39.898			
	IP3			29.977	1:10.089			30.286	1:10.783	30.141	1:10.039			
	FL			30.954	1:41.043			31.156	1:41.939	30.788	1:40.827			
46	IP1			26.151	26.151			25.350	25.350	24.978	24.978			
	IP2			15.418	41.569			14.922	40.272	14.762	39.740			
	IP3			31.882	1:13.451			30.364	1:10.636	30.037	1:09.777			
	FL			32:55.1	PIT EXIT			31.041	1:41.677	12:20.0	PIT EXIT			
47	IP1			29.388	29.388			25.471	25.471	29.399	29.399			
	IP2			15.165	44.553			14.877	40.348	15.156	44.555			
	IP3			30.781	1:15.334			30.279	1:10.627	30.536	1:15.091			
	FL			31.515	1:46.849			31.140	1:41.767	31.095	1:46.186			
48	IP1			25.052	25.052			25.300	25.300	25.045	25.045			
	IP2			14.712	39.764			14.852	40.152	14.840	39.885			
	IP3			29.777	1:09.541			30.210	1:10.362	29.983	1:09.868			
	FL			30.495	1:40.036			31.204	1:41.566	30.861	1:40.729			
49	IP1			25.056	25.056			30.742	30.742	24.931	24.931			
	IP2			14.754	39.810			16.647	47.389	14.814	39.745			
	IP3			29.697	1:09.507			32.271	1:19.660	29.990	1:09.735			
	FL			30.468	1:39.975			20:35.0	PIT EXIT	30.784	1:40.519			
50	IP1			24.967	24.967			32.890	32.890	25.026	25.026			
	IP2			14.711	39.678			15.378	48.268	14.843	39.869			
	IP3			29.796	1:09.474			31.554	1:19.822	30.049	1:09.918			
	FL			30.578	1:40.052			32.537	1:52.359	5:26.95	PIT EXIT			
51	IP1			27.955	27.955			25.426	25.426	28.918	28.918			
	IP2			15.176	43.131			14.889	40.315	15.062	43.980			
	IP3			30.638	1:13.769			30.289	1:10.604	30.592	1:14.572			
	FL			31.126	1:44.895			31.118	1:41.722	30.863	1:45.435			
52	IP1			24.991	24.991			25.370	25.370	24.782	24.782			
	IP2			14.724	39.715			15.019	40.389	14.616	39.398			
	IP3			29.701	1:09.416			30.316	1:10.705	29.651	1:09.049			
	FL			30.699	1:40.115			31.267	1:41.972	30.389	1:39.438			
53	IP1			25.004	25.004			25.363	25.363	24.678	24.678			
	IP2			14.746	39.750			14.920	40.283	14.623	39.301			
	IP3			29.851	1:09.601			30.272	1:10.555	29.698	1:08.999			
	FL			30.750	1:40.351			31.442	1:41.997	30.497	1:39.496			
54	IP1			25.036	25.036			25.499	25.499	26.362	26.362			
	IP2			14.714	39.750			14.915	40.414	15.508	41.870			
	IP3			29.777	1:09.527			30.351	1:10.765	31.777	1:13.647			
	FL			30.604	1:40.131			31.062	1:41.827		-----			
55	IP1			25.090	25.090			25.270	25.270					
	IP2			14.762	39.852			14.831	40.101					
	IP3			29.909	1:09.761			30.251	1:10.352					
	FL			30.698	1:40.459			31.081	1:41.433					
56	IP1			25.145	25.145			25.330	25.330					
	IP2			14.792	39.937			14.820	40.150					
	IP3			29.950	1:09.887			30.298	1:10.448					
	FL			30.793	1:40.680			31.037	1:41.485					



Jerez - 4423 m



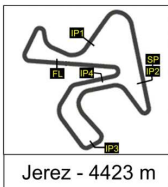
11

CIRCUITO DE JEREZ - TEST POST RACE WSBK

Wednesday, October 23rd 2024

ANALYSIS

Número	46		47		69		95		97		146		150	
	Vta	Sector	Vuelta	Sector	Vuelta	Sector	Vuelta	Sector	Vuelta	Sector	Vuelta	Sector	Vuelta	
57	IP1			25.223	25.223			25.375	25.375					
	IP2			14.802	40.025			14.878	40.253					
	IP3			29.937	1:09.962			30.265	1:10.518					
	FL			30.783	1:40.745			31.020	1:41.538					
58	IP1			24.972	24.972			25.272	25.272					
	IP2			14.782	39.754			14.925	40.197					
	IP3			29.905	1:09.659			30.165	1:10.362					
	FL			30.734	1:40.393			31.029	1:41.391					
59	IP1			25.077	25.077			25.263	25.263					
	IP2			14.834	39.911			14.846	40.109					
	IP3			29.914	1:09.825			30.159	1:10.268					
	FL			30.688	1:40.513			31.008	1:41.276					
60	IP1			28.176	28.176			25.253	25.253					
	IP2			15.835	44.011			14.838	40.091					
	IP3			32.314	1:16.325			30.136	1:10.227					
	FL			17:19.7	PIT EXIT			31.011	1:41.238					
61	IP1			30.561	30.561			25.269	25.269					
	IP2			15.400	45.961			14.807	40.076					
	IP3			31.085	1:17.046			30.175	1:10.251					
	FL			31.332	1:48.378			31.060	1:41.311					
62	IP1			25.335	25.335			25.245	25.245					
	IP2			14.802	40.137			14.849	40.094					
	IP3			29.998	1:10.135			30.200	1:10.294					
	FL			31.085	1:41.220			31.037	1:41.331					
63	IP1			27.205	27.205			25.313	25.313					
	IP2			15.387	42.592			14.928	40.241					
	IP3			32.083	1:14.675			30.166	1:10.407					
	FL			20:55.2	PIT EXIT			31.059	1:41.466					
64	IP1			30.199	30.199			25.320	25.320					
	IP2			15.327	45.526			14.912	40.232					
	IP3			30.910	1:16.436			30.279	1:10.511					
	FL			31.149	1:47.585			31.094	1:41.605					
65	IP1			25.045	25.045			25.297	25.297					
	IP2			14.659	39.704			14.928	40.225					
	IP3			29.652	1:09.356			30.246	1:10.471					
	FL			30.406	1:39.762			31.122	1:41.593					
66	IP1			26.531	26.531			25.315	25.315					
	IP2			14.958	41.489			14.894	40.209					
	IP3			30.573	1:12.062			30.192	1:10.401					
	FL			31.099	1:43.161			31.224	1:41.625					
67	IP1			24.884	24.884			25.338	25.338					
	IP2			14.620	39.504			14.990	40.328					
	IP3			29.688	1:09.192			30.443	1:10.771					
	FL			30.384	1:39.576			32:45.4	PIT EXIT					
68	IP1			26.593	26.593			40.990	40.990					
	IP2			15.192	41.785			15.328	56.318					
	IP3			30.876	1:12.661			31.375	1:27.693					
	FL			31.097	1:43.758			31.511	1:59.204					
69	IP1			24.941	24.941			26.068	26.068					
	IP2			14.661	39.602			15.014	41.082					
	IP3			29.637	1:09.239			30.828	1:11.910					
	FL			30.451	1:39.690			31.543	1:43.453					
70	IP1			27.228	27.228			25.149	25.149					
	IP2			15.400	42.628			14.926	40.075					
	IP3			31.730	1:14.358			30.135	1:10.210					
	FL			10:26.9	PIT EXIT			30.939	1:41.149					

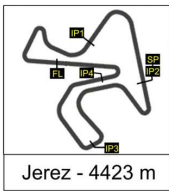


CIRCUITO DE JEREZ - TEST POST RACE WSBK

Wednesday, October 23rd 2024

ANALYSIS

Número	46		47		69		95		97		146		150	
Vta	Sector	Vuelta	Sector	Vuelta	Sector	Vuelta	Sector	Vuelta	Sector	Vuelta	Sector	Vuelta	Sector	Vuelta
71	IP1		29.914	29.914			25.078	25.078						
	IP2		15.171	45.085			14.747	39.825						
	IP3		30.908	1:15.993			29.896	1:09.721						
	FL		31.212	1:47.205			30.686	1:40.407						
72	IP1		24.661	24.661			28.721	28.721						
	IP2		14.556	39.217			17.237	45.958						
	IP3		29.523	1:08.740			33.040	1:18.998						
	FL		30.135	1:38.875			13:24.2	PIT EXIT						
73	IP1		26.919	26.919			34.730	34.730						
	IP2		15.275	42.194			15.164	49.894						
	IP3		32.070	1:14.264			30.880	1:20.774						
	FL		6:26.35	PIT EXIT			31.956	1:52.730						
74	IP1		29.063	29.063			25.122	25.122						
	IP2		15.076	44.139			14.817	39.939						
	IP3		30.685	1:14.824			29.984	1:09.923						
	FL		31.290	1:46.114			30.654	1:40.577						
75	IP1		24.498	24.498			24.851	24.851						
	IP2		14.471	38.969			14.690	39.541						
	IP3		29.371	1:08.340			29.843	1:09.384						
	FL		30.138	1:38.478			30.583	1:39.967						
76	IP1		27.294	27.294			24.979	24.979						
	IP2		15.118	42.412			14.694	39.673						
	IP3		31.126	1:13.538			29.699	1:09.372						
	FL		1:05.00	PIT EXIT			30.498	1:39.870						
77	IP1		31.739	31.739			29.975	29.975						
	IP2		15.140	46.879			20.661	50.636						
	IP3		31.080	1:17.959			35.138	1:25.774						
	FL			-----			55.057	PIT EXIT						
78	IP1						36.767	36.767						
	IP2						16.822	53.589						
	IP3						33.526	1:27.115						
	FL							-----						
79	IP1													
	IP2													
	IP3													
	FL													
80	IP1													
	IP2													
	IP3													
	FL													
81	IP1													
	IP2													
	IP3													
	FL													
82	IP1													
	IP2													
	IP3													
	FL													
83	IP1													
	IP2													
	IP3													
	FL													
84	IP1													
	IP2													
	IP3													
	FL													



Jerez - 4423 m



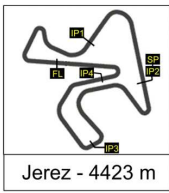
11

CIRCUITO DE JEREZ - TEST POST RACE WSBK

Wednesday, October 23rd 2024

ANALYSIS

Número	46		47		69		95		97		146		150	
	Vta	Sector	Vuelta	Sector	Vuelta	Sector	Vuelta	Sector	Vuelta	Sector	Vuelta	Sector	Vuelta	
85	IP1													
	IP2													
	IP3													
	FL													
86	IP1													
	IP2													
	IP3													
	FL													
87	IP1													
	IP2													
	IP3													
	FL													
88	IP1													
	IP2													
	IP3													
	FL													
89	IP1													
	IP2													
	IP3													
	FL													
90	IP1													
	IP2													
	IP3													
	FL													



CIRCUITO DE JEREZ - TEST POST RACE WSBK

Wednesday, October 23rd 2024

ANALYSIS

Número	297		0		0		0		0		0		0	
Vta	Sector	Vuelta	Sector	Vuelta	Sector	Vuelta	Sector	Vuelta	Sector	Vuelta	Sector	Vuelta	Sector	Vuelta
1	IP1	29.421	29.421											
	IP2	15.207	44.628											
	IP3	30.940	1:15.568											
	FL	31.112	1:46.680											
2	IP1	25.158	25.158											
	IP2	14.786	39.944											
	IP3	30.161	1:10.105											
	FL	30.907	1:41.012											
3	IP1	24.907	24.907											
	IP2	14.780	39.687											
	IP3	30.055	1:09.742											
	FL	30.781	1:40.523											
4	IP1	24.995	24.995											
	IP2	14.799	39.794											
	IP3	30.410	1:10.204											
	FL	30.930	1:41.134											
5	IP1	24.884	24.884											
	IP2	14.785	39.669											
	IP3	29.981	1:09.650											
	FL	30.705	1:40.355											
6	IP1	27.329	27.329											
	IP2	16.647	43.976											
	IP3	33.329	1:17.305											
	FL	20:47.4	PIT EXIT											
7	IP1	33.214	33.214											
	IP2	15.229	48.443											
	IP3	30.702	1:19.145											
	FL	30.999	1:50.144											
8	IP1	25.159	25.159											
	IP2	14.865	40.024											
	IP3	30.058	1:10.082											
	FL	30.673	1:40.755											
9	IP1	25.011	25.011											
	IP2	14.785	39.796											
	IP3	29.918	1:09.714											
	FL	30.684	1:40.398											
10	IP1	24.961	24.961											
	IP2	14.838	39.799											
	IP3	30.024	1:09.823											
	FL	30.804	1:40.627											
11	IP1	24.955	24.955											
	IP2	14.835	39.790											
	IP3	30.001	1:09.791											
	FL	30.813	1:40.604											
12	IP1	26.461	26.461											
	IP2	15.815	42.276											
	IP3	31.865	1:14.141											
	FL	6:23.79	PIT EXIT											
13	IP1	31.012	31.012											
	IP2	15.052	46.064											
	IP3	30.317	1:16.381											
	FL	30.915	1:47.296											
14	IP1	24.946	24.946											
	IP2	14.759	39.705											
	IP3	30.008	1:09.713											
	FL	30.704	1:40.417											

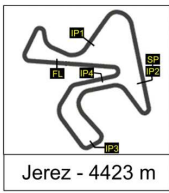


CIRCUITO DE JEREZ - TEST POST RACE WSBK

Wednesday, October 23rd 2024

ANALYSIS

Número	297		0		0		0		0		0		0	
Vta	Sector	Vuelta	Sector	Vuelta	Sector	Vuelta	Sector	Vuelta	Sector	Vuelta	Sector	Vuelta	Sector	Vuelta
15	IP1	24.823	24.823											
	IP2	14.760	39.583											
	IP3	29.898	1:09.481											
	FL	30.636	1:40.117											
16	IP1	24.918	24.918											
	IP2	14.838	39.756											
	IP3	30.034	1:09.790											
	FL	30.806	1:40.596											
17	IP1	24.991	24.991											
	IP2	14.788	39.779											
	IP3	29.939	1:09.718											
	FL	30.774	1:40.492											
18	IP1	28.145	28.145											
	IP2	16.285	44.430											
	IP3	33.144	1:17.574											
	FL	1:43:04	PIT EXIT											
19	IP1	29.846	29.846											
	IP2	15.323	45.169											
	IP3	31.515	1:16.684											
	FL	31.228	1:47.912											
20	IP1	25.063	25.063											
	IP2	14.765	39.828											
	IP3	29.961	1:09.789											
	FL	30.798	1:40.587											
21	IP1	25.077	25.077											
	IP2	14.815	39.892											
	IP3	29.954	1:09.846											
	FL	30.837	1:40.683											
22	IP1	24.940	24.940											
	IP2	14.860	39.800											
	IP3	30.009	1:09.809											
	FL	30.846	1:40.655											
23	IP1	25.045	25.045											
	IP2	14.805	39.850											
	IP3	30.047	1:09.897											
	FL	30.870	1:40.767											
24	IP1	25.223	25.223											
	IP2	14.804	40.027											
	IP3	30.084	1:10.111											
	FL	30.843	1:40.954											
25	IP1	25.057	25.057											
	IP2	14.833	39.890											
	IP3	30.059	1:09.949											
	FL	30.864	1:40.813											
26	IP1	25.038	25.038											
	IP2	14.793	39.831											
	IP3	30.020	1:09.851											
	FL	30.883	1:40.734											
27	IP1	24.967	24.967											
	IP2	14.822	39.789											
	IP3	30.005	1:09.794											
	FL	30.794	1:40.588											
28	IP1	25.105	25.105											
	IP2	14.853	39.958											
	IP3	30.134	1:10.092											
	FL	30.771	1:40.863											

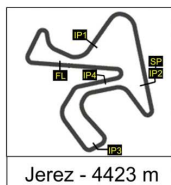


CIRCUITO DE JEREZ - TEST POST RACE WSBK

Wednesday, October 23rd 2024

ANALYSIS

Número	297		0		0		0		0		0		0	
Vta	Sector	Vuelta	Sector	Vuelta	Sector	Vuelta	Sector	Vuelta	Sector	Vuelta	Sector	Vuelta	Sector	Vuelta
29	IP1	25.008	25.008											
	IP2	14.782	39.790											
	IP3	30.024	1:09.814											
	FL	30.740	1:40.554											
30	IP1	28.729	28.729											
	IP2	17.144	45.873											
	IP3	33.763	1:19.636											
	FL	1:50:02	PIT EXIT											
31	IP1	28.621	28.621											
	IP2	14.960	43.581											
	IP3	30.419	1:14.000											
	FL	30.877	1:44.877											
32	IP1	24.831	24.831											
	IP2	14.654	39.485											
	IP3	29.806	1:09.291											
	FL	30.589	1:39.880											
33	IP1	24.772	24.772											
	IP2	14.687	39.459											
	IP3	29.826	1:09.285											
	FL	30.603	1:39.888											
34	IP1	29.325	29.325											
	IP2	16.219	45.544											
	IP3	33.268	1:18.812											
	FL		-----											
35	IP1													
	IP2													
	IP3													
	FL													
36	IP1													
	IP2													
	IP3													
	FL													
37	IP1													
	IP2													
	IP3													
	FL													
38	IP1													
	IP2													
	IP3													
	FL													
39	IP1													
	IP2													
	IP3													
	FL													
40	IP1													
	IP2													
	IP3													
	FL													
41	IP1													
	IP2													
	IP3													
	FL													
42	IP1													
	IP2													
	IP3													
	FL													



Jerez - 4423 m



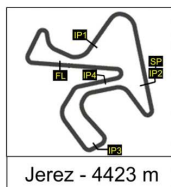
12

CIRCUITO DE JEREZ - TEST POST RACE WSBK

Wednesday, October 23rd 2024

40 BEST LAPS

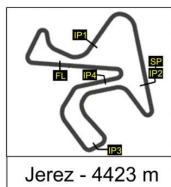
Dorsal	Piloto	Nat	Equipo	Maq.	Hora	Vuelta	Tiempo
47	Axel BASSANI	ITA	bimota by Kawasaki Racing Team	bimota	18:01:02	75	1:38.478
22	Alex LOWES	GBR	bimota by Kawasaki Racing Team	bimota	18:05:27	67	1:38.679
47	Axel BASSANI	ITA	bimota by Kawasaki Racing Team	bimota	17:49:57	72	1:38.875
31	Garrett GERLOFF	USA	Kawasaki Puccetti Racing	Kawasaki	11:03:54	21	1:39.229
22	Alex LOWES	GBR	bimota by Kawasaki Racing Team	bimota	17:58:19	64	1:39.241
31	Garrett GERLOFF	USA	Kawasaki Puccetti Racing	Kawasaki	11:05:34	22	1:39.268
31	Garrett GERLOFF	USA	Kawasaki Puccetti Racing	Kawasaki	11:17:23	25	1:39.289
97	Xavi VIERGE XV1	ESP	Team HRC WSBK	Honda	17:05:02	52	1:39.438
31	Garrett GERLOFF	USA	Kawasaki Puccetti Racing	Kawasaki	11:19:03	26	1:39.489
97	Xavi VIERGE XV1	ESP	Team HRC WSBK	Honda	17:06:42	53	1:39.496
31	Garrett GERLOFF	USA	Kawasaki Puccetti Racing	Kawasaki	11:47:51	34	1:39.522
47	Axel BASSANI	ITA	bimota by Kawasaki Racing Team	bimota	11:48:27	22	1:39.527
47	Axel BASSANI	ITA	bimota by Kawasaki Racing Team	bimota	17:31:26	67	1:39.576
22	Alex LOWES	GBR	bimota by Kawasaki Racing Team	bimota	13:07:52	29	1:39.673
47	Axel BASSANI	ITA	bimota by Kawasaki Racing Team	bimota	10:10:35	5	1:39.690
47	Axel BASSANI	ITA	bimota by Kawasaki Racing Team	bimota	17:34:49	69	1:39.690
31	Garrett GERLOFF	USA	Kawasaki Puccetti Racing	Kawasaki	11:41:07	30	1:39.692
22	Alex LOWES	GBR	bimota by Kawasaki Racing Team	bimota	17:50:47	61	1:39.699
31	Garrett GERLOFF	USA	Kawasaki Puccetti Racing	Kawasaki	11:46:11	33	1:39.702
20	Alvaro BAUTISTA AB2	ESP	Aruba.it Racing - Ducati	Ducati	13:47:03	34	1:39.749
31	Garrett GERLOFF	USA	Kawasaki Puccetti Racing	Kawasaki	11:20:42	27	1:39.755
47	Axel BASSANI	ITA	bimota by Kawasaki Racing Team	bimota	17:28:03	65	1:39.762
19	Alvaro BAUTISTA AB1	ESP	Aruba.it Racing - Ducati	Ducati	10:10:05	5	1:39.764
22	Alex LOWES	GBR	bimota by Kawasaki Racing Team	bimota	10:12:01	4	1:39.775
47	Axel BASSANI	ITA	bimota by Kawasaki Racing Team	bimota	10:07:16	3	1:39.821
95	Tarran MACKENZIE	GBR	Petronas MIE Racing Honda	Honda	10:50:22	14	1:39.841
47	Axel BASSANI	ITA	bimota by Kawasaki Racing Team	bimota	11:45:08	20	1:39.858
47	Axel BASSANI	ITA	bimota by Kawasaki Racing Team	bimota	11:50:07	23	1:39.864
95	Tarran MACKENZIE	GBR	Petronas MIE Racing Honda	Honda	17:48:26	76	1:39.870
297	Xavi VIERGE XV3	ESP	Team HRC WSBK	Honda	17:15:40	32	1:39.880
22	Alex LOWES	GBR	bimota by Kawasaki Racing Team	bimota	16:37:36	47	1:39.881
297	Xavi VIERGE XV3	ESP	Team HRC WSBK	Honda	17:17:19	33	1:39.888
47	Axel BASSANI	ITA	bimota by Kawasaki Racing Team	bimota	10:08:56	4	1:39.891
97	Xavi VIERGE XV1	ESP	Team HRC WSBK	Honda	10:52:13	12	1:39.904
97	Xavi VIERGE XV1	ESP	Team HRC WSBK	Honda	10:53:53	13	1:39.909
20	Alvaro BAUTISTA AB2	ESP	Aruba.it Racing - Ducati	Ducati	13:42:03	31	1:39.912
22	Alex LOWES	GBR	bimota by Kawasaki Racing Team	bimota	11:32:30	12	1:39.925
22	Alex LOWES	GBR	bimota by Kawasaki Racing Team	bimota	17:23:19	58	1:39.942
22	Alex LOWES	GBR	bimota by Kawasaki Racing Team	bimota	16:42:36	50	1:39.949
47	Axel BASSANI	ITA	bimota by Kawasaki Racing Team	bimota	11:46:48	21	1:39.956



Jerez - 4423 m

CIRCUITO DE JEREZ - TEST POST RACE WSBK
Wednesday, October 23rd 2024
TOP FIVE LAPS

Piloto	Nat	Equipo	Top Five Laps				
47 Axel BASSANI	ITA	bimota by Kawasaki Racing Team	1:38.478	1:38.875	1:39.527	1:39.576	1:39.690
22 Alex LOWES	GBR	bimota by Kawasaki Racing Team	1:38.679	1:39.241	1:39.673	1:39.699	1:39.775
31 Garrett GERLOFF	USA	Kawasaki Puccetti Racing	1:39.229	1:39.268	1:39.289	1:39.489	1:39.522
97 Xavi VIERGE XV1	ESP	Team HRC WSBK	1:39.438	1:39.496	1:39.904	1:39.909	1:40.163
20 Alvaro BAUTISTA AB2	ESP	Aruba.it Racing - Ducati	1:39.749	1:39.912	1:39.965	1:39.968	1:40.055
19 Alvaro BAUTISTA AB1	ESP	Aruba.it Racing - Ducati	1:39.764	1:40.000	1:40.027	1:40.056	1:40.058
95 Tarran MACKENZIE	GBR	Petronas MIE Racing Honda	1:39.841	1:39.870	1:39.967	1:40.127	1:40.157
297 Xavi VIERGE XV3	ESP	Team HRC WSBK	1:39.880	1:39.888	1:40.117	1:40.355	1:40.398
18 Ryan VICKERS RV2	GBR	Motocorsa Racing	1:40.027	1:40.121	1:40.159	1:40.161	1:40.264
17 Ryan VICKERS RV1	GBR	Motocorsa Racing	1:40.542	1:40.594	1:40.632	1:41.230	1:53.357
46 Thomas BRIDEWELL TB1	GBR	Honda Racing UK	1:41.155	1:41.183	1:41.293	1:41.387	1:41.462
69 Thomas BOOTH-AMOS	GBR	PTR Triumph	1:42.509	1:42.527	1:42.557	1:42.590	1:42.608
5 Philipp OETTL PO1	GER	Aruba WSS	1:42.523	1:42.546	1:42.569	1:42.652	1:42.658
150 Oli BAYLISS	MON	PTR	1:43.182	1:43.380	1:43.399	1:43.419	1:43.970
146 Thomas BRIDEWELL TB2	GBR	Honda Racing UK	PIT EXIT				



Jerez - 4423 m



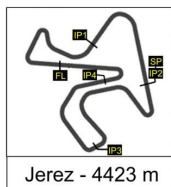
14

CIRCUITO DE JEREZ - TEST POST RACE WSBK

Wednesday, October 23rd 2024

40 BEST MAXIMUM SPEEDS

Dorsal	Piloto	Nat	Equipo	Maq.	Hora	Vuelta	Vmax
19	Alvaro BAUTISTA AB1	ESP	Aruba.it Racing - Ducati	Ducati	10:14:05	7	275,5
19	Alvaro BAUTISTA AB1	ESP	Aruba.it Racing - Ducati	Ducati	10:39:23	15	275,5
20	Alvaro BAUTISTA AB2	ESP	Aruba.it Racing - Ducati	Ducati	12:07:17	15	275,5
19	Alvaro BAUTISTA AB1	ESP	Aruba.it Racing - Ducati	Ducati	10:41:03	16	274,8
19	Alvaro BAUTISTA AB1	ESP	Aruba.it Racing - Ducati	Ducati	10:15:46	8	274,8
19	Alvaro BAUTISTA AB1	ESP	Aruba.it Racing - Ducati	Ducati	10:09:05	4	274,8
20	Alvaro BAUTISTA AB2	ESP	Aruba.it Racing - Ducati	Ducati	11:25:39	2	274,8
20	Alvaro BAUTISTA AB2	ESP	Aruba.it Racing - Ducati	Ducati	12:05:37	14	274,8
19	Alvaro BAUTISTA AB1	ESP	Aruba.it Racing - Ducati	Ducati	10:10:45	5	274,1
19	Alvaro BAUTISTA AB1	ESP	Aruba.it Racing - Ducati	Ducati	10:32:42	11	274,1
19	Alvaro BAUTISTA AB1	ESP	Aruba.it Racing - Ducati	Ducati	10:04:04	1	274,1
19	Alvaro BAUTISTA AB1	ESP	Aruba.it Racing - Ducati	Ducati	10:05:44	2	274,1
19	Alvaro BAUTISTA AB1	ESP	Aruba.it Racing - Ducati	Ducati	10:07:25	3	274,1
19	Alvaro BAUTISTA AB1	ESP	Aruba.it Racing - Ducati	Ducati	10:37:43	14	274,1
20	Alvaro BAUTISTA AB2	ESP	Aruba.it Racing - Ducati	Ducati	11:30:40	5	274,1
20	Alvaro BAUTISTA AB2	ESP	Aruba.it Racing - Ducati	Ducati	11:32:20	6	274,1
20	Alvaro BAUTISTA AB2	ESP	Aruba.it Racing - Ducati	Ducati	11:23:58	1	274,1
20	Alvaro BAUTISTA AB2	ESP	Aruba.it Racing - Ducati	Ducati	11:35:40	8	274,1
20	Alvaro BAUTISTA AB2	ESP	Aruba.it Racing - Ducati	Ducati	11:27:19	3	274,1
20	Alvaro BAUTISTA AB2	ESP	Aruba.it Racing - Ducati	Ducati	12:00:35	11	274,1
20	Alvaro BAUTISTA AB2	ESP	Aruba.it Racing - Ducati	Ducati	13:42:43	31	274,1
20	Alvaro BAUTISTA AB2	ESP	Aruba.it Racing - Ducati	Ducati	13:46:03	33	274,1
20	Alvaro BAUTISTA AB2	ESP	Aruba.it Racing - Ducati	Ducati	13:47:42	34	274,1
19	Alvaro BAUTISTA AB1	ESP	Aruba.it Racing - Ducati	Ducati	10:31:02	10	273,4
19	Alvaro BAUTISTA AB1	ESP	Aruba.it Racing - Ducati	Ducati	10:34:22	12	273,4
20	Alvaro BAUTISTA AB2	ESP	Aruba.it Racing - Ducati	Ducati	11:33:60	7	273,4
20	Alvaro BAUTISTA AB2	ESP	Aruba.it Racing - Ducati	Ducati	11:28:59	4	273,4
20	Alvaro BAUTISTA AB2	ESP	Aruba.it Racing - Ducati	Ducati	11:58:55	10	273,4
20	Alvaro BAUTISTA AB2	ESP	Aruba.it Racing - Ducati	Ducati	13:41:03	30	273,4
20	Alvaro BAUTISTA AB2	ESP	Aruba.it Racing - Ducati	Ducati	13:39:23	29	273,4
18	Ryan VICKERS RV2	GBR	Motocorsa Racing	Ducati	10:14:58	8	272,7
18	Ryan VICKERS RV2	GBR	Motocorsa Racing	Ducati	11:40:42	17	272,7
19	Alvaro BAUTISTA AB1	ESP	Aruba.it Racing - Ducati	Ducati	10:12:25	6	272,7
19	Alvaro BAUTISTA AB1	ESP	Aruba.it Racing - Ducati	Ducati	10:36:02	13	272,7
20	Alvaro BAUTISTA AB2	ESP	Aruba.it Racing - Ducati	Ducati	12:02:16	12	272,7
20	Alvaro BAUTISTA AB2	ESP	Aruba.it Racing - Ducati	Ducati	12:03:56	13	272,7
20	Alvaro BAUTISTA AB2	ESP	Aruba.it Racing - Ducati	Ducati	13:04:57	21	272,7
20	Alvaro BAUTISTA AB2	ESP	Aruba.it Racing - Ducati	Ducati	13:44:23	32	272,7
20	Alvaro BAUTISTA AB2	ESP	Aruba.it Racing - Ducati	Ducati	13:56:28	37	272,7
20	Alvaro BAUTISTA AB2	ESP	Aruba.it Racing - Ducati	Ducati	13:08:17	23	272,7



Jerez - 4423 m

CIRCUITO DE JEREZ - TEST POST RACE WSBK
Wednesday, October 23rd 2024
TOP FIVE MAXIMUM SPEEDS

Piloto	Nat	Equipo	Top Five Vmax				
19 Alvaro BAUTISTA AB1	ESP	Aruba.it Racing - Ducati	275,5	275,5	274,8	274,8	274,8
20 Alvaro BAUTISTA AB2	ESP	Aruba.it Racing - Ducati	275,5	274,8	274,8	274,1	274,1
18 Ryan VICKERS RV2	GBR	Motocorsa Racing	272,7	272,7	272,0	272,0	272,0
17 Ryan VICKERS RV1	GBR	Motocorsa Racing	272,0	272,0	271,4	270,7	247,7
47 Axel BASSANI	ITA	bimota by Kawasaki Racing Team	270,0	270,0	269,3	268,7	268,7
97 Xavi VIERGE XV1	ESP	Team HRC WSBK	270,0	269,3	269,3	269,3	269,3
31 Garrett GERLOFF	USA	Kawasaki Puccetti Racing	270,0	269,3	269,3	269,3	269,3
95 Tarran MACKENZIE	GBR	Petronas MIE Racing Honda	270,0	266,7	266,7	266,0	265,4
297 Xavi VIERGE XV3	ESP	Team HRC WSBK	269,3	268,7	268,7	267,3	267,3
22 Alex LOWES	GBR	bimota by Kawasaki Racing Team	268,7	268,0	268,0	268,0	267,5
46 Thomas BRIDEWELL TB1	GBR	Honda Racing UK	264,7	264,7	264,7	264,1	264,1
146 Thomas BRIDEWELL TB2	GBR	Honda Racing UK	245,5				
5 Philipp OETTL PO1	GER	Aruba WSS	239,5	239,5	239,5	239,5	238,9
69 Thomas BOOTH-AMOS	GBR	PTR Triumph	236,8	236,3	235,8	235,8	235,3
150 Oli BAYLISS	MON	PTR	234,8	233,8	233,8	233,3	233,3



CIRCUITO DE JEREZ - TEST POST RACE WSBK
Wednesday, October 23rd 2024
ANALYSIS
5.- Philipp OETTL PO1 - Aruba WSS

Lap	Time	IP1	IP2	IP3	VMax	FL
1	10:09:10	31.545 31.545	16.010 47.555	31.086 1:18.641	236,8	33.129 1:51.770
2	10:10:55	25.885 25.885	15.744 41.629	30.758 1:12.387	236,8	32.174 1:44.561
3	10:12:40	25.771 25.771	15.656 41.427	30.895 1:12.322	239,5	32.125 1:44.447
4	10:14:23	25.565 25.565	15.614 41.179	30.572 1:11.751	238,9	31.872 1:43.623
5	10:16:07	25.496 25.496	15.642 41.138	30.589 1:11.727	238,4	31.885 1:43.612
6	10:17:50	25.506 25.506	15.638 41.144	30.444 1:11.588	237,9	31.842 1:43.430
7	10:19:34	25.554 25.554	15.566 41.120	30.456 1:11.576	237,9	31.778 1:43.354
8	10:36:16	27.927 27.927	15.925 43.852	34.335 1:18.187	233,3	15:23.811 PIT EXIT
9	10:38:04	30.265 30.265	15.587 45.852	30.520 1:16.372	236,8	32.410 1:48.782
10	10:39:47	25.454 25.454	15.531 40.985	30.219 1:11.204	238,9	31.630 1:42.834
11	10:41:30	25.362 25.362	15.465 40.827	30.435 1:11.262	239,5	31.627 1:42.889
12	10:43:13	25.328 25.328	15.446 40.774	30.318 1:11.092	239,5	31.566 1:42.658
13	10:44:55	25.277 25.277	15.451 40.728	30.203 1:10.931	239,5	31.592 1:42.523
14	10:46:38	25.335 25.335	15.415 40.750	30.308 1:11.058	238,9	31.620 1:42.678
15	10:48:21	25.269 25.269	15.422 40.691	30.377 1:11.068	238,9	31.627 1:42.695
16	11:44:01	25.401 25.401	15.486 40.887	30.772 1:11.659	238,9	54:29.093 PIT EXIT
17	11:45:51	30.498 30.498	15.821 46.319	30.943 1:17.262	236,8	32.153 1:49.415
18	11:47:35	25.900 25.900	15.650 41.550	30.650 1:12.200	237,9	32.076 1:44.276
19	11:49:19	25.521 25.521	15.582 41.103	30.495 1:11.598	237,4	31.927 1:43.525
20	11:51:02	25.502 25.502	15.542 41.044	30.419 1:11.463	237,9	31.823 1:43.286
21	11:52:45	25.457 25.457	15.509 40.966	30.368 1:11.334	236,8	31.703 1:43.037
22	11:54:28	25.429 25.429	15.518 40.947	30.371 1:11.318	237,9	31.797 1:43.115
23	11:56:11	25.380 25.380	15.541 40.921	30.314 1:11.235	237,4	31.685 1:42.920



Jerez - 4423 m



5

CIRCUITO DE JEREZ - TEST POST RACE WSBK
Wednesday, October 23rd 2024
ANALYSIS
5.- Philipp OETTTL PO1 - Aruba WSS

Lap	Time	IP1	IP2	IP3	VMax	FL
24	12:10:56	28.603 28.603	16.136 44.739	32.888 1:17.627	230,8	13:27.590 PIT EXIT
25	12:12:44	30.327 30.327	15.564 45.891	30.480 1:16.371	236,8	31.816 1:48.187
26	12:14:27	25.310 25.310	15.452 40.762	30.341 1:11.103	237,4	31.619 1:42.722
27	12:16:10	25.279 25.279	15.458 40.737	30.238 1:10.975	237,9	31.571 1:42.546
28	12:17:52	25.293 25.293	15.433 40.726	30.292 1:11.018	238,4	31.551 1:42.569
29	12:19:35	25.425 25.425	15.465 40.890	30.198 1:11.088	237,4	31.564 1:42.652
30	12:21:18	25.330 25.330	15.469 40.799	30.300 1:11.099	237,9	31.701 1:42.800
31	12:51:56	28.660 28.660	16.257 44.917	32.107 1:17.024	228,8	29:21.682 PIT EXIT
32	12:53:47	31.140 31.140	15.847 46.987	31.131 1:18.118	235,3	32.182 1:50.300
33	12:55:31	25.690 25.690	15.949 41.639	30.838 1:12.477	236,3	31.951 1:44.428
34	12:57:15	25.687 25.687	15.649 41.336	30.583 1:11.919	237,4	32.143 1:44.062
35	12:58:59	25.540 25.540	15.635 41.175	30.605 1:11.780	236,8	31.799 1:43.579
36	13:00:42	25.549 25.549	15.682 41.231	30.578 1:11.809	237,4	31.878 1:43.687
37	13:02:26	25.565 25.565	15.651 41.216	30.457 1:11.673	237,4	31.876 1:43.549
38	13:04:09	25.564 25.564	15.568 41.132	30.476 1:11.608	237,4	31.805 1:43.413
39	15:01:15	36.528 36.528	16.629 53.157	40.646 1:33.803	228,3	1:55:31.859 PIT EXIT
40	15:03:09	32.010 32.010	16.128 48.138	32.893 1:21.031	233,3	32.696 1:53.727
41	15:04:54	26.090 26.090	15.796 41.886	31.112 1:12.998	235,3	32.344 1:45.342
42	15:06:47	34.225 34.225	15.820 50.045	30.833 1:20.878	235,8	32.055 1:52.933
43	15:08:31	25.710 25.710	15.693 41.403	30.610 1:12.013	236,8	31.894 1:43.907
44	15:38:39	30.183 30.183	16.274 46.457	32.087 1:18.544	231,8	28:49.900 PIT EXIT
45	15:40:31	33.006 33.006	15.869 48.875	31.022 1:19.897	235,3	32.259 1:52.156
46	15:42:16	25.935 25.935	15.818 41.753	30.801 1:12.554	234,3	32.124 1:44.678



Jerez - 4423 m

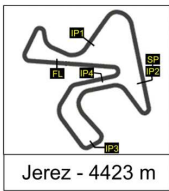


5

CIRCUITO DE JEREZ - TEST POST RACE WSBK
Wednesday, October 23rd 2024
ANALYSIS
5.- Philipp OETTTL PO1 - Aruba WSS

Lap	Time	IP1	IP2	IP3	VMax	FL
47	16:00:32	25.739 25.739	15.721 41.460	33.792 1:15.252	234,8	17:00.138 PIT EXIT
48	16:02:21	30.377 30.377	15.815 46.192	31.093 1:17.285	235,8	32.194 1:49.479
49	16:04:05	25.744 25.744	15.589 41.333	30.686 1:12.019	236,8	31.850 1:43.869
50	16:05:48	25.520 25.520	15.578 41.098	30.490 1:11.588	237,9	31.755 1:43.343
51	16:07:31	25.505 25.505	15.564 41.069	30.481 1:11.550	236,3	31.667 1:43.217
52	16:09:15	25.465 25.465	15.543 41.008	30.453 1:11.461	237,4	31.690 1:43.151
53	16:10:58	25.475 25.475	15.504 40.979	30.499 1:11.478	238,4	31.583 1:43.061
54	16:12:41	25.468 25.468	15.513 40.981	30.507 1:11.488	238,9	31.721 1:43.209
55	16:25:53	30.804 30.804	16.567 47.371	33.780 1:21.151	228,3	11:51.459 PIT EXIT
56	16:28:15	32.177 32.177	16.409 48.586	32.837 1:21.423	231,8	1:00.548 PIT EXIT
57	16:36:32					8:16.538 PIT EXIT
58	16:39:01	34.523 34.523	17.835 52.358	35.189 1:27.547	228,3	1:01.419 PIT EXIT
59		32.792 32.792	17.176 49.968	37.679 1:27.647	228,8	-----

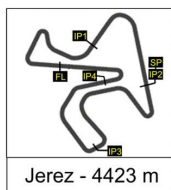
Mejor Sectores	FL - IP1	IP1 - IP2	IP2 - IP3	IP3 - FL
	25.269	15.415	30.198	31.551



CIRCUITO DE JEREZ - TEST POST RACE WSBK
Wednesday, October 23rd 2024
ANALYSIS
17.- Ryan VICKERS RV1 - Motocorsa Racing

Lap	Time	IP1	IP2	IP3	VMax	FL
1	15:44:32	35.397 35.397	15.539 50.936	31.342 1:22.278	247,7	31.079 1:53.357
2	15:46:13	25.207 25.207	14.807 40.014	29.980 1:09.994	271,4	31.236 1:41.230
3	15:47:54	25.042 25.042	14.702 39.744	29.993 1:09.737	270,7	30.805 1:40.542
4	15:49:34	25.036 25.036	14.715 39.751	30.067 1:09.818	272	30.776 1:40.594
5	15:51:15	25.089 25.089	14.684 39.773	30.074 1:09.847	272	30.785 1:40.632
6		26.418 26.418	16.072 42.490	32.071 1:14.561	236,3	-----

Mejor Sectores	FL - IP1	IP1 - IP2	IP2 - IP3	IP3 - FL
	25.036	14.684	29.980	30.776



Jerez - 4423 m



18


CIRCUITO DE JEREZ - TEST POST RACE WSBK

Wednesday, October 23rd 2024

ANALYSIS

18.- Ryan VICKERS RV2 - Motocorsa Racing

Lap	Time	IP1	IP2	IP3	VMax	FL
1	10:02:30	32.924 32.924	16.304 49.228	32.992 1:22.220	240,5	31.470 1:53.690
2	10:04:12	25.706 25.706	14.834 40.540	30.389 1:10.929	270,7	30.978 1:41.907
3	10:05:53	25.209 25.209	14.653 39.862	30.143 1:10.005	272	30.962 1:40.967
4	10:07:34	25.232 25.232	14.670 39.902	30.256 1:10.158	271,4	30.853 1:41.011
5	10:09:15	25.137 25.137	14.694 39.831	30.180 1:10.011	272	30.645 1:40.656
6	10:10:56	25.336 25.336	14.690 40.026	30.142 1:10.168	272	30.976 1:41.144
7	10:12:37	25.214 25.214	14.848 40.062	30.175 1:10.237	271,4	30.844 1:41.081
8	10:14:18	25.231 25.231	14.718 39.949	30.166 1:10.115	272	30.768 1:40.883
9	10:15:59	25.235 25.235	14.712 39.947	30.042 1:09.989	272,7	30.739 1:40.728
10	10:46:53	27.129 27.129	15.557 42.686	31.962 1:14.648	250,6	29:39.816 PIT EXIT
11	10:48:47	36.476 36.476	15.397 51.873	30.816 1:22.689	262,1	30.967 1:53.656
12	10:50:27	25.251 25.251	14.603 39.854	29.911 1:09.765	271,4	30.689 1:40.454
13	10:52:08	25.084 25.084	14.626 39.710	30.032 1:09.742	270,7	30.622 1:40.364
14	10:53:48	25.089 25.089	14.648 39.737	29.961 1:09.698	270,7	30.609 1:40.307
15	11:36:29	26.397 26.397	15.416 41.813	31.784 1:13.597	249,4	41:27.145 PIT EXIT
16	11:38:22	31.289 31.289	16.011 47.300	34.762 1:22.062	248,8	31.335 1:53.397
17	11:40:02	25.177 25.177	14.600 39.777	29.820 1:09.597	271,4	30.667 1:40.264
18	11:41:42	24.971 24.971	14.681 39.652	29.894 1:09.546	272,7	30.615 1:40.161
19	11:43:23	24.896 24.896	14.668 39.564	29.968 1:09.532	271,4	30.589 1:40.121
20	11:45:03	24.987 24.987	14.735 39.722	29.795 1:09.517	270	30.510 1:40.027
21	12:05:18	28.088 28.088	17.741 45.829	33.512 1:19.341	163,4	18:56.062 PIT EXIT
22	12:07:05	30.820 30.820	15.182 46.002	30.572 1:16.574	266	30.866 1:47.440
23	12:08:46	25.041 25.041	14.670 39.711	29.908 1:09.619	272	30.909 1:40.528



Jerez - 4423 m



18

CIRCUITO DE JEREZ - TEST POST RACE WSBK
Wednesday, October 23rd 2024
ANALYSIS
18.- Ryan VICKERS RV2 - Motocorsa Racing

Lap	Time	IP1	IP2	IP3	VMax	FL
24	12:10:27	25.166	14.796	30.006	267,3	30.692
		25.166	39.962	1:09.968		1:40.660
25	12:12:07	25.196	14.653	30.020	270	30.766
		25.196	39.849	1:09.869		1:40.635
26	12:13:48	25.217	14.736	30.138	270	30.716
		25.217	39.953	1:10.091		1:40.807
27	12:33:15	27.127	16.357	32.559	234,8	18:10.850
		27.127	43.484	1:16.043		PIT EXIT
28	12:35:03	30.950	15.278	30.513	264,1	30.983
		30.950	46.228	1:16.741		1:47.724
29	12:36:43	25.075	14.728	29.991	270	30.809
		25.075	39.803	1:09.794		1:40.603
30	12:38:24	25.062	14.727	29.967	270	30.680
		25.062	39.789	1:09.756		1:40.436
31	12:40:05	25.267	14.793	30.035	270	30.879
		25.267	40.060	1:10.095		1:40.974
32	12:41:46	25.282	14.793	30.178	268,7	30.832
		25.282	40.075	1:10.253		1:41.085
33	12:43:27	25.320	14.816	30.100	268,7	30.795
		25.320	40.136	1:10.236		1:41.031
34	14:40:06	28.055	16.007	33.410	234,3	1:55:21.783
		28.055	44.062	1:17.472		PIT EXIT
35	14:41:55	30.716	15.761	31.095	252,9	31.235
		30.716	46.477	1:17.572		1:48.807
36	14:43:36	25.424	14.764	30.219	268	30.821
		25.424	40.188	1:10.407		1:41.228
37	14:45:17	25.352	14.743	30.054	271,4	30.632
		25.352	40.095	1:10.149		1:40.781
38	14:46:58	25.154	14.685	29.990	270	30.757
		25.154	39.839	1:09.829		1:40.586
39	14:48:39	25.238	14.883	30.131	269,3	30.796
		25.238	40.121	1:10.252		1:41.048
40	15:04:56	28.008	18.023	36.079	198,9	14:54.998
		28.008	46.031	1:22.110		PIT EXIT
41	15:06:47	34.333	15.094	30.336	267,3	31.309
		34.333	49.427	1:19.763		1:51.072
42	15:08:28	25.151	14.778	30.072	268,7	30.854
		25.151	39.929	1:10.001		1:40.855
43	15:10:08	25.247	14.734	30.082	270	30.837
		25.247	39.981	1:10.063		1:40.900
44	15:11:49	25.161	14.819	30.062	269,3	30.872
		25.161	39.980	1:10.042		1:40.914
45	15:13:31	25.241	14.792	30.134	270	30.946
		25.241	40.033	1:10.167		1:41.113
46	16:24:12	27.448	15.843	32.304	237,4	1:09:25.596
		27.448	43.291	1:15.595		PIT EXIT



Jerez - 4423 m

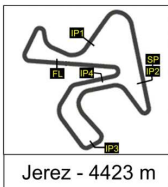


18

CIRCUITO DE JEREZ - TEST POST RACE WSBK
Wednesday, October 23rd 2024
ANALYSIS
18.- Ryan VICKERS RV2 - Motocorsa Racing

Lap	Time	IP1	IP2	IP3	VMax	FL
47	16:26:17	39.859 39.859	20.846 1:00.705	33.031 1:33.736	177,9	31.319 2:05.055
48	16:27:58	25.254 25.254	14.800 40.054	30.047 1:10.101	266,7	30.875 1:40.976
49	16:29:38	25.106 25.106	14.822 39.928	29.924 1:09.852	268	30.706 1:40.558
50	16:31:19	25.092 25.092	14.722 39.814	30.013 1:09.827	270	30.676 1:40.503
51	16:32:59	25.162 25.162	14.732 39.894	29.788 1:09.682	268,7	30.635 1:40.317
52	16:34:40	25.109 25.109	14.718 39.827	30.006 1:09.833	268,7	30.688 1:40.521
53	16:36:21	25.698 25.698	14.775 40.473	29.995 1:10.468	270	30.735 1:41.203
54	16:38:02	25.094 25.094	14.710 39.804	30.110 1:09.914	270	30.768 1:40.682
55	16:39:42	25.133 25.133	14.746 39.879	29.999 1:09.878	269,3	30.917 1:40.795
56	16:41:23	25.108 25.108	14.759 39.867	29.958 1:09.825	270	30.727 1:40.552
57	17:08:56	29.989 29.989	17.421 47.410	33.853 1:21.263	208,5	26:11.732 PIT EXIT
58	17:10:43	30.385 30.385	15.104 45.489	30.702 1:16.191	262,8	30.887 1:47.078
59	17:12:24	25.196 25.196	14.732 39.928	29.975 1:09.903	270	30.836 1:40.739
60	17:14:04	25.260 25.260	14.722 39.982	29.913 1:09.895	270	30.687 1:40.582
61	17:15:44	25.056 25.056	14.655 39.711	29.793 1:09.504	270	30.655 1:40.159
62						-----

Mejor Sectores	FL - IP1	IP1 - IP2	IP2 - IP3	IP3 - FL
	24.896	14.600	29.788	30.510



CIRCUITO DE JEREZ - TEST POST RACE WSBK

Wednesday, October 23rd 2024

ANALYSIS

19.- Alvaro BAUTISTA AB1 - Aruba.it Racing - Ducati

Lap	Time	IP1	IP2	IP3	VMax	FL
1	10:03:24	29.452 29.452	15.286 44.738	30.982 1:15.720	264,7	31.190 1:46.910
2	10:05:05	25.327 25.327	14.613 39.940	30.183 1:10.123	274,1	30.765 1:40.888
3	10:06:45	25.055 25.055	14.642 39.697	30.072 1:09.769	274,1	30.697 1:40.466
4	10:08:25	25.115 25.115	14.545 39.660	29.922 1:09.582	274,1	30.476 1:40.058
5	10:10:05	24.977 24.977	14.537 39.514	29.766 1:09.280	274,8	30.484 1:39.764
6	10:11:45	25.059 25.059	14.578 39.637	29.979 1:09.616	274,1	30.575 1:40.191
7	10:13:25	25.017 25.017	14.638 39.655	29.871 1:09.526	272,7	30.560 1:40.086
8	10:15:06	24.968 24.968	14.625 39.593	29.967 1:09.560	275,5	30.774 1:40.334
9	10:28:37	26.044 26.044	14.786 40.830	30.302 1:11.132	274,8	12:20.751 PIT EXIT
10	10:30:22	28.927 28.927	14.900 43.827	30.381 1:14.208	271,4	30.753 1:44.961
11	10:32:02	25.038 25.038	14.536 39.574	29.896 1:09.470	273,4	30.530 1:40.000
12	10:33:43	25.019 25.019	14.565 39.584	29.970 1:09.554	274,1	30.583 1:40.137
13	10:35:23	25.047 25.047	14.688 39.735	29.950 1:09.685	273,4	30.488 1:40.173
14	10:37:03	25.006 25.006	14.593 39.599	29.974 1:09.573	272,7	30.594 1:40.167
15	10:38:43	24.987 24.987	14.625 39.612	29.900 1:09.512	274,1	30.515 1:40.027
16	10:40:23	24.965 24.965	14.618 39.583	29.875 1:09.458	275,5	30.598 1:40.056
17	10:42:03	25.070 25.070	14.668 39.738	29.995 1:09.733	274,8	30.586 1:40.319
18	11:07:20	26.540 26.540	15.528 42.068	31.831 1:13.899	262,1	24:02.757 PIT EXIT
19		28.786 28.786	16.522 45.308	43.303 1:28.611	156,5	-----

Mejor Sectores	FL - IP1	IP1 - IP2	IP2 - IP3	IP3 - FL
	24.965	14.536	29.766	30.476



Jerez - 4423 m



20

CIRCUITO DE JEREZ - TEST POST RACE WSBK

Wednesday, October 23rd 2024

ANALYSIS

20.- Alvaro BAUTISTA AB2 - Aruba.it Racing - Ducati

Lap	Time	IP1	IP2	IP3	VMax	FL
1	11:23:18	31.217 31.217	15.040 46.257	30.512 1:16.769	266,7	31.123 1:47.892
2	11:24:59	25.301 25.301	14.646 39.947	30.128 1:10.075	274,1	30.753 1:40.828
3	11:26:39	25.129 25.129	14.637 39.766	30.071 1:09.837	274,8	30.623 1:40.460
4	11:28:20	25.141 25.141	14.610 39.751	29.999 1:09.750	274,1	30.594 1:40.344
5	11:30:00	25.038 25.038	14.627 39.665	29.923 1:09.588	273,4	30.585 1:40.173
6	11:31:40	25.143 25.143	14.597 39.740	29.979 1:09.719	274,1	30.581 1:40.300
7	11:33:21	25.083 25.083	14.593 39.676	30.183 1:09.859	274,1	30.530 1:40.389
8	11:35:01	25.008 25.008	14.629 39.637	29.970 1:09.607	273,4	30.448 1:40.055
9	11:56:30	25.067 25.067	14.661 39.728	32.242 1:11.970	274,1	20:17.536 PIT EXIT
10	11:58:15	28.419 28.419	14.884 43.303	30.653 1:13.956	271,4	31.013 1:44.969
11	11:59:55	25.098 25.098	14.604 39.702	30.067 1:09.769	273,4	30.550 1:40.319
12	12:01:36	25.072 25.072	14.627 39.699	29.958 1:09.657	274,1	30.680 1:40.337
13	12:03:16	25.139 25.139	14.628 39.767	30.013 1:09.780	272,7	30.815 1:40.595
14	12:04:57	25.143 25.143	14.645 39.788	29.920 1:09.708	272,7	30.624 1:40.332
15	12:06:37	25.133 25.133	14.699 39.832	30.063 1:09.895	274,8	30.606 1:40.501
16	12:08:18	25.104 25.104	14.670 39.774	29.902 1:09.676	275,5	30.791 1:40.467
17	12:09:58	25.125 25.125	14.744 39.869	30.036 1:09.905	272	30.652 1:40.557
18	12:59:10	27.708 27.708	16.134 43.842	32.170 1:16.012	248,8	47:55.277 PIT EXIT
19	13:00:56	29.864 29.864	15.170 45.034	30.590 1:15.624	262,1	31.272 1:46.896
20	13:02:37	25.121 25.121	14.586 39.707	29.951 1:09.658	271,4	30.528 1:40.186
21	13:04:17	25.068 25.068	14.626 39.694	30.083 1:09.777	271,4	30.731 1:40.508
22	13:05:57	25.021 25.021	14.631 39.652	29.935 1:09.587	272,7	30.578 1:40.165
23	13:07:37	25.068 25.068	14.677 39.745	29.905 1:09.650	272	30.490 1:40.140



Jerez - 4423 m



20

CIRCUITO DE JEREZ - TEST POST RACE WSBK

Wednesday, October 23rd 2024

ANALYSIS

20.- Alvaro BAUTISTA AB2 - Aruba.it Racing - Ducati

Lap	Time	IP1	IP2	IP3	VMax	FL
24	13:09:17	25.027 25.027	14.623 39.650	29.892 1:09.542	272,7	30.525 1:40.067
25	13:31:59	26.150 26.150	14.971 41.121	30.465 1:11.586	271,4	21:29.471 PIT EXIT
26	13:33:42	28.082 28.082	14.820 42.902	30.156 1:13.058	270,7	30.543 1:43.601
27	13:35:22	25.068 25.068	14.614 39.682	29.936 1:09.618	271,4	30.622 1:40.240
28	13:37:03	25.131 25.131	14.765 39.896	30.002 1:09.898	272	30.458 1:40.356
29	13:38:43	25.013 25.013	14.663 39.676	30.010 1:09.686	271,4	30.633 1:40.319
30	13:40:23	24.977 24.977	14.636 39.613	29.951 1:09.564	273,4	30.551 1:40.115
31	13:42:03	<u>24.929</u> <u>24.929</u>	14.617 39.546	29.830 1:09.376	273,4	30.536 1:39.912
32	13:43:43	25.000 25.000	14.587 39.587	29.873 1:09.460	274,1	30.508 1:39.968
33	13:45:23	25.052 25.052	14.577 39.629	29.819 1:09.448	272,7	30.517 1:39.965
34	13:47:03	24.946 24.946	14.598 <u>39.544</u>	29.812 <u>1:09.356</u>	274,1	<u>30.393</u> 1:39.749
35	13:52:24	24.956 24.956	14.589 39.545	31.028 1:10.573	274,1	4:10.831 PIT EXIT
36	13:54:08	28.069 28.069	14.833 42.902	30.283 1:13.185	272	30.873 1:44.058
37	13:55:48	25.067 25.067	14.621 39.688	29.953 1:09.641	271,4	30.513 1:40.154
38		25.133 25.133	<u>14.546</u> 39.679	<u>29.805</u> 1:09.484	272,7	-----

Mejor Sectores	FL - IP1	IP1 - IP2	IP2 - IP3	IP3 - FL
	24.929	14.546	29.805	30.393



Jerez - 4423 m



22

CIRCUITO DE JEREZ - TEST POST RACE WSBK

Wednesday, October 23rd 2024

ANALYSIS

22.- Alex LOWES - bimota by Kawasaki Racing Team

Lap	Time	IP1	IP2	IP3	VMax	FL
1	10:07:00	32.378 32.378	15.163 47.541	31.389 1:18.930	264,7	31.306 1:50.236
2	10:08:41	25.178 25.178	14.743 39.921	29.995 1:09.916	266,7	30.649 1:40.565
3	10:10:21	25.343 25.343	14.652 39.995	29.855 1:09.850	267,3	30.581 1:40.431
4	10:12:01	24.996 24.996	14.660 39.656	29.731 1:09.387	266,7	30.388 1:39.775
5	10:13:41	25.128 25.128	14.689 39.817	29.898 1:09.715	267,3	30.702 1:40.417
6	10:15:21	25.077 25.077	14.702 39.779	29.663 1:09.442	267,3	30.521 1:39.963
7	11:24:00	28.273 28.273	17.283 45.556	32.957 1:18.513	180	1:07:20.434 PIT EXIT
8	11:25:48	30.803 30.803	15.272 46.075	30.522 1:16.597	262,8	31.391 1:47.988
9	11:27:29	25.016 25.016	14.684 39.700	29.846 1:09.546	268,7	30.957 1:40.503
10	11:29:09	25.206 25.206	14.787 39.993	29.815 1:09.808	266,7	30.689 1:40.497
11	11:30:50	25.170 25.170	14.799 39.969	29.992 1:09.961	267,3	30.833 1:40.794
12	11:32:30	24.982 24.982	14.758 39.740	29.632 1:09.372	266,7	30.553 1:39.925
13	11:34:10	24.909 24.909	14.735 39.644	29.739 1:09.383	266,7	30.746 1:40.129
14	11:35:50	25.128 25.128	14.699 39.827	29.795 1:09.622	268	30.685 1:40.307
15	11:37:31	25.016 25.016	14.700 39.716	29.674 1:09.390	267,3	30.689 1:40.079
16	12:09:24	28.994 28.994	15.271 44.265	31.875 1:16.140	266	30:37.276 PIT EXIT
17	12:11:13	31.948 31.948	15.094 47.042	30.787 1:17.829	262,8	31.451 1:49.280
18	12:12:54	25.303 25.303	14.799 40.102	29.995 1:10.097	265,4	30.898 1:40.995
19	12:14:35	25.284 25.284	14.850 40.134	30.158 1:10.292	266,7	30.797 1:41.089
20	12:52:40	25.135 25.135	14.783 39.918	29.823 1:09.741	267,3	36:55.218 PIT EXIT
21	12:54:30	32.870 32.870	15.185 48.055	30.296 1:18.351	262,1	30.916 1:49.267
22	12:56:10	25.190 25.190	14.773 39.963	29.712 1:09.675	265,4	30.730 1:40.405
23	12:57:50	25.130 25.130	14.809 39.939	29.858 1:09.797	264,7	30.725 1:40.522



Jerez - 4423 m



22

CIRCUITO DE JEREZ - TEST POST RACE WSBK

Wednesday, October 23rd 2024

ANALYSIS

22.- Alex LOWES - bimota by Kawasaki Racing Team

Lap	Time	IP1	IP2	IP3	VMax	FL
24	12:59:31	25.089 25.089	14.733 39.822	29.809 1:09.631	266,7	30.662 1:40.293
25	13:01:11	25.133 25.133	14.766 39.899	29.818 1:09.717	266,7	30.800 1:40.517
26	13:02:52	25.164 25.164	14.709 39.873	29.663 1:09.536	267,3	30.862 1:40.398
27	13:04:32	25.051 25.051	14.790 39.841	29.675 1:09.516	264,7	30.659 1:40.175
28	13:06:12	25.062 25.062	14.718 39.780	29.598 1:09.378	267,3	30.663 1:40.041
29	13:07:52	24.903 24.903	14.728 39.631	29.546 1:09.177	267,3	30.496 1:39.673
30	14:16:28	27.800 27.800	16.042 43.842	31.869 1:15.711	238,9	1:07:20.526 PIT EXIT
31	14:18:18	32.697 32.697	15.443 48.140	30.940 1:19.080	255,9	31.336 1:50.416
32	14:20:00	25.433 25.433	15.015 40.448	30.019 1:10.467	262,8	30.870 1:41.337
33	14:21:41	25.357 25.357	14.915 40.272	29.945 1:10.217	265,4	30.835 1:41.052
34	14:23:21	25.207 25.207	14.754 39.961	29.774 1:09.735	266	30.687 1:40.422
35	15:19:46	25.104 25.104	14.732 39.836	47.623 1:27.459	266,7	54:57.887 PIT EXIT
36	15:26:48	32.732 32.732	15.328 48.060	31.403 1:19.463	257,8	5:42.054 PIT EXIT
37	15:28:41	34.260 34.260	15.524 49.784	31.483 1:21.267	262,8	31.607 1:52.874
38	15:30:22	25.554 25.554	14.898 40.452	30.124 1:10.576	263,4	30.841 1:41.417
39	15:32:03	25.216 25.216	14.849 40.065	29.924 1:09.989	265,4	30.889 1:40.878
40	15:33:44	25.258 25.258	14.753 40.011	29.788 1:09.799	266	30.737 1:40.536
41	15:35:24	25.129 25.129	14.764 39.893	29.868 1:09.761	267,3	30.787 1:40.548
42	15:37:05	25.183 25.183	14.762 39.945	29.882 1:09.827	266	30.628 1:40.455
43	15:38:45	25.088 25.088	14.728 39.816	29.702 1:09.518	266,7	30.559 1:40.077
44	16:32:27	26.960 26.960	15.255 42.215	30.925 1:13.140	264,1	52:28.976 PIT EXIT
45	16:34:16	31.997 31.997	15.229 47.226	30.711 1:17.937	264,7	31.300 1:49.237
46	16:35:56	25.182 25.182	14.719 39.901	29.695 1:09.596	268	30.641 1:40.237



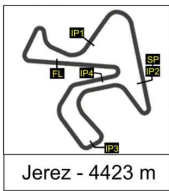
CIRCUITO DE JEREZ - TEST POST RACE WSBK

Wednesday, October 23rd 2024

ANALYSIS

22.- Alex LOWES - bimota by Kawasaki Racing Team

Lap	Time	IP1	IP2	IP3	VMax	FL
47	16:37:36	25.003 25.003	14.746 39.749	29.650 1:09.399	266	30.482 1:39.881
48	16:39:16	25.061 25.061	14.694 39.755	29.661 1:09.416	264,7	30.547 1:39.963
49	16:40:56	25.033 25.033	14.719 39.752	29.806 1:09.558	268	30.646 1:40.204
50	16:42:36	24.944 24.944	14.731 39.675	29.694 1:09.369	266	30.580 1:39.949
51	17:11:31	25.023 25.023	14.726 39.749	31.785 1:11.534	265,4	27:42.854 PIT EXIT
52	17:13:18	31.045 31.045	15.066 46.111	30.250 1:16.361	264,1	31.202 1:47.563
53	17:14:59	25.272 25.272	14.774 40.046	29.837 1:09.883	265,4	30.854 1:40.737
54	17:16:39	25.042 25.042	14.704 39.746	29.702 1:09.448	266,7	30.525 1:39.973
55	17:18:19	25.082 25.082	14.694 39.776	29.731 1:09.507	267,3	30.618 1:40.125
56	17:19:59	25.153 25.153	14.723 39.876	29.661 1:09.537	266,7	30.612 1:40.149
57	17:21:39	25.084 25.084	14.791 39.875	29.742 1:09.617	265,4	30.526 1:40.143
58	17:23:19	24.967 24.967	14.700 39.667	29.695 1:09.362	266	30.580 1:39.942
59	17:47:20	27.365 27.365	15.971 43.336	31.420 1:14.756	252,3	22:45.945 PIT EXIT
60	17:49:07	30.687 30.687	15.083 45.770	30.537 1:16.307	262,8	30.669 1:46.976
61	17:50:47	24.998 24.998	14.669 39.667	29.522 1:09.189	266	30.510 1:39.699
62	17:54:53	25.072 25.072	14.806 39.878	29.666 1:09.544	264,7	2:56.333 PIT EXIT
63	17:56:40	31.049 31.049	14.981 46.030	30.399 1:16.429	264,9	30.661 1:47.090
64	17:58:19	24.876 24.876	<u>14.526</u> 39.402	29.374 1:08.776	266,7	30.465 1:39.241
65	18:02:02	26.514 26.514	15.119 41.633	30.756 1:12.389	264,5	2:31.153 PIT EXIT
66	18:03:48	30.408 30.408	14.867 45.275	29.807 1:15.082	264,2	30.376 1:45.458
67	18:05:27	<u>24.641</u> <u>24.641</u>	14.537 <u>39.178</u>	<u>29.332</u> <u>1:08.510</u>	267,5	<u>30.169</u> 1:38.679
68		28.692 28.692	32.794 1:01.486	32.194 1:33.680	180,1	-----



CIRCUITO DE JEREZ - TEST POST RACE WSBK
Wednesday, October 23rd 2024
ANALYSIS

22.- Alex LOWES - bimota by Kawasaki Racing Team

Lap	Time	IP1	IP2	IP3	VMax	FL
Mejor Sectores	FL - IP1	IP1 - IP2	IP2 - IP3	IP3 - FL		
	24.641	14.526	29.332	30.169		




Jerez - 4423 m



31

CIRCUITO DE JEREZ - TEST POST RACE WSBK
Wednesday, October 23rd 2024
ANALYSIS
31.- Garrett GERLOFF - Kawasaki Puccetti Racing

Lap	Time	IP1	IP2	IP3	VMax	FL
1	10:02:52	30.052 30.052	15.514 45.566	31.424 1:16.990	265,4	32.656 1:49.646
2	10:04:34	25.378 25.378	15.033 40.411	30.075 1:10.486	266	31.070 1:41.556
3	10:06:14	25.212 25.212	14.776 39.988	29.869 1:09.857	266,7	30.925 1:40.782
4	10:07:55	25.143 25.143	14.809 39.952	30.028 1:09.980	267,3	30.927 1:40.907
5	10:09:36	25.094 25.094	14.817 39.911	29.909 1:09.820	266,7	30.625 1:40.445
6	10:11:16	24.974 24.974	14.763 39.737	29.780 1:09.517	268,7	30.518 1:40.035
7	10:12:56	24.949 24.949	14.827 39.776	29.736 1:09.512	268,7	30.685 1:40.197
8	10:14:36	24.854 24.854	14.751 39.605	29.911 1:09.516	266	30.781 1:40.297
9	10:16:21	26.514 26.514	15.441 41.955	31.598 1:13.553	264,1	31.448 1:45.001
10	10:36:43	26.378 26.378	15.341 41.719	32.176 1:13.895	257,1	19:07.379 PIT EXIT
11	10:38:32	31.051 31.051	15.645 46.696	31.091 1:17.787	262,8	31.486 1:49.273
12	10:40:13	25.082 25.082	14.856 39.938	29.938 1:09.876	266,7	31.171 1:41.047
13	10:41:54	25.143 25.143	14.836 39.979	29.859 1:09.838	265,4	30.878 1:40.716
14	10:43:34	25.012 25.012	14.796 39.808	29.853 1:09.661	266	30.798 1:40.459
15	10:45:19	27.530 27.530	15.434 42.964	31.100 1:14.064	263,4	31.255 1:45.319
16	10:46:60	25.343 25.343	14.926 40.269	29.835 1:10.104	267,3	30.711 1:40.815
17	10:48:41	25.100 25.100	14.790 39.890	29.971 1:09.861	263,4	30.760 1:40.621
18	10:50:21	24.983 24.983	14.861 39.844	29.936 1:09.780	268	30.767 1:40.547
19	11:00:27	32.532 32.532	15.179 47.711	30.617 1:18.328	266,7	8:46.975 PIT EXIT
20	11:02:15	30.099 30.099	15.624 45.723	31.047 1:16.770	264,7	31.539 1:48.309
21	11:03:54	24.810 24.810	14.566 39.376	29.433 1:08.809	269,3	30.420 1:39.229
22	11:05:34	24.623 24.623	14.545 39.168	29.675 1:08.843	268,7	30.425 1:39.268
23	11:13:51	26.284 26.284	15.020 41.304	31.057 1:12.361	265,4	7:05.574 PIT EXIT



Jerez - 4423 m



31

CIRCUITO DE JEREZ - TEST POST RACE WSBK
Wednesday, October 23rd 2024
ANALYSIS
31.- Garrett GERLOFF - Kawasaki Puccetti Racing

Lap	Time	IP1	IP2	IP3	VMax	FL
24	11:15:44	34.910 34.910	15.243 50.153	30.929 1:21.082	264,7	31.358 1:52.440
25	11:17:23	24.746 24.746	14.652 39.398	<u>29.421</u> 1:08.819	267,3	30.470 1:39.289
26	11:19:03	24.737 24.737	14.678 39.415	29.532 1:08.947	266	30.542 1:39.489
27	11:20:42	24.794 24.794	14.693 39.487	29.755 1:09.242	266,7	30.513 1:39.755
28	11:37:39	24.890 24.890	14.790 39.680	34.537 1:14.217	264,1	15:41.921 PIT EXIT
29	11:39:28	30.388 30.388	15.646 46.034	31.157 1:17.191	262,1	31.778 1:48.969
30	11:41:07	24.874 24.874	14.707 39.581	29.650 1:09.231	268,7	30.461 1:39.692
31	11:42:52	24.786 24.786	14.646 39.432	32.001 1:11.433	268,7	32.919 1:44.352
32	11:44:32	24.913 24.913	14.773 39.686	29.664 1:09.350	268	30.658 1:40.008
33	11:46:11	24.815 24.815	14.667 39.482	29.547 1:09.029	269,3	30.673 1:39.702
34	11:47:51	24.757 24.757	14.671 39.428	29.613 1:09.041	269,3	30.481 1:39.522
35	12:23:06	24.812 24.812	14.711 39.523	29.592 1:09.115	268,7	34:06.309 PIT EXIT
36	12:24:55	30.044 30.044	15.718 45.762	31.413 1:17.175	257,8	31.972 1:49.147
37	12:26:36	24.916 24.916	14.824 39.740	29.903 1:09.643	265,4	30.801 1:40.444
38	12:28:16	24.943 24.943	14.858 39.801	29.712 1:09.513	269,3	30.658 1:40.171
39	12:29:56	24.924 24.924	14.795 39.719	29.836 1:09.555	264,7	30.661 1:40.216
40	12:31:37	24.844 24.844	14.785 39.629	29.907 1:09.536	266,7	30.797 1:40.333
41	12:33:17	24.896 24.896	14.804 39.700	29.975 1:09.675	264,7	30.795 1:40.470
42	12:34:58	24.974 24.974	14.908 39.882	29.832 1:09.714	264,7	30.857 1:40.571
43	12:36:38	24.889 24.889	14.919 39.808	29.918 1:09.726	263,4	30.755 1:40.481
44	12:38:18	24.875 24.875	14.843 39.718	29.785 1:09.503	266	30.825 1:40.328
45	12:39:59	24.971 24.971	15.065 40.036	29.927 1:09.963	264,1	30.622 1:40.585
46	12:41:40	24.917 24.917	14.928 39.845	29.928 1:09.773	264,1	30.779 1:40.552



Jerez - 4423 m



31

CIRCUITO DE JEREZ - TEST POST RACE WSBK
Wednesday, October 23rd 2024
ANALYSIS
31.- Garrett GERLOFF - Kawasaki Puccetti Racing

Lap	Time	IP1	IP2	IP3	VMax	FL
47	12:53:40	26.363 26.363	17.483 43.846	35.720 1:19.566	223,6	10:41.283 PIT EXIT
48	12:55:31	34.323 34.323	15.042 49.365	30.219 1:19.584	266	31.148 1:50.732
49	12:57:12	25.002 25.002	14.841 39.843	29.830 1:09.673	266	30.730 1:40.403
50	12:58:52	24.987 24.987	14.916 39.903	29.836 1:09.739	268	30.905 1:40.644
51	13:00:33	24.937 24.937	14.821 39.758	30.031 1:09.789	267,3	30.863 1:40.652
52	13:02:14	25.139 25.139	14.892 40.031	29.931 1:09.962	268	30.891 1:40.853
53	13:03:55	25.155 25.155	14.937 40.092	29.978 1:10.070	263,4	30.994 1:41.064
54	13:06:50	25.295 25.295	14.902 40.197	29.986 1:10.183	267,3	1:44.889 PIT EXIT
55	15:28:60	44.167 44.167	16.032 1:00.199	32.326 1:32.525	252,9	2:20:37.949 PIT EXIT
56	15:30:50	31.399 31.399	15.866 47.265	31.088 1:18.353	259,6	31.682 1:50.035
57	15:32:31	25.184 25.184	14.907 40.091	30.087 1:10.178	264,7	30.973 1:41.151
58	15:34:13	25.104 25.104	15.038 40.142	29.974 1:10.116	259,6	30.937 1:41.053
59	15:35:53	25.077 25.077	14.829 39.906	29.990 1:09.896	265,4	30.938 1:40.834
60	15:37:34	25.089 25.089	14.883 39.972	29.912 1:09.884	266	30.959 1:40.843
61	15:39:15	25.096 25.096	14.947 40.043	29.997 1:10.040	270	30.828 1:40.868
62	15:40:56	25.173 25.173	14.967 40.140	29.962 1:10.102	263,4	30.908 1:41.010
63	15:42:44	30.416 30.416	15.408 45.824	30.978 1:16.802	262,8	31.431 1:48.233
64	15:44:26	25.228 25.228	14.936 40.164	30.004 1:10.168	266	31.031 1:41.199
65	16:08:23	27.891 27.891	15.249 43.140	31.352 1:14.492	261,5	22:42.616 PIT EXIT
66	16:10:12	31.237 31.237	15.357 46.594	30.922 1:17.516	260,9	31.562 1:49.078
67	16:11:53	25.257 25.257	14.841 40.098	29.895 1:09.993	266,7	30.939 1:40.932
68	16:13:33	25.129 25.129	14.876 40.005	29.987 1:09.992	264,7	30.816 1:40.808
69	16:15:15	25.182 25.182	14.868 40.050	30.058 1:10.108	267,3	31.064 1:41.172



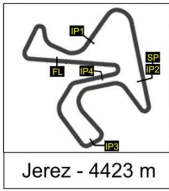
Jerez - 4423 m



31

CIRCUITO DE JEREZ - TEST POST RACE WSBK
Wednesday, October 23rd 2024
ANALYSIS
31.- Garrett GERLOFF - Kawasaki Puccetti Racing

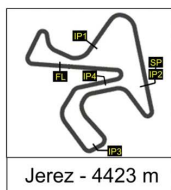
Lap	Time	IP1	IP2	IP3	VMax	FL
70	16:16:55	25.209 25.209	14.851 40.060	29.899 1:09.959	267,3	30.836 1:40.795
71	16:28:42	25.794 25.794	15.141 40.935	30.558 1:11.493	263,4	10:35.136 PIT EXIT
72	16:30:29	30.602 30.602	15.240 45.842	30.287 1:16.129	264,7	31.263 1:47.392
73	16:32:14	27.380 27.380	15.308 42.688	30.335 1:13.023	267,3	31.106 1:44.129
74	16:33:55	25.161 25.161	14.926 40.087	30.045 1:10.132	266	30.852 1:40.984
75	16:35:36	25.228 25.228	14.877 40.105	30.071 1:10.176	267,3	31.069 1:41.245
76	16:37:17	25.159 25.159	15.140 40.299	30.102 1:10.401	266	30.944 1:41.345
77	16:49:29	25.998 25.998	15.111 41.109	30.998 1:12.107	266,7	10:59.408 PIT EXIT
78	16:51:19	32.119 32.119	15.678 47.797	31.435 1:19.232	260,2	31.494 1:50.726
79	16:52:60	24.946 24.946	14.846 39.792	29.708 1:09.500	266	30.715 1:40.215
80	16:54:40	24.897 24.897	14.793 39.690	29.738 1:09.428	266	30.722 1:40.150
81	16:56:20	24.913 24.913	14.809 39.722	29.688 1:09.410	266,7	30.862 1:40.272
82	16:57:60	24.977 24.977	14.811 39.788	29.748 1:09.536	266	30.657 1:40.193
83	16:59:41	25.030 25.030	14.809 39.839	29.795 1:09.634	266,7	30.774 1:40.408
84	17:01:25	25.729 25.729	15.865 41.594	31.789 1:13.383	263,4	31.464 1:44.847
85	17:03:06	25.073 25.073	14.876 39.949	29.923 1:09.872	268	30.779 1:40.651
86	17:05:46	26.725 26.725	15.479 42.204	31.476 1:13.680	257,8	1:26.579 PIT EXIT
87	17:21:20	37.153 37.153	16.044 53.197	31.817 1:25.014	261,5	14:08.921 PIT EXIT
88	17:23:59	32.352 32.352	15.537 47.889	31.227 1:19.116	262,1	1:19.083 PIT EXIT
89	17:39:58	38.628 38.628	15.391 54.019	31.443 1:25.462	257,1	14:34.079 PIT EXIT
90	17:42:35	31.028 31.028	15.500 46.528	31.464 1:17.992	262,8	1:19.158 PIT EXIT
91		36.532 36.532	15.599 52.131	31.649 1:23.780	254,1	-----



31

CIRCUITO DE JEREZ - TEST POST RACE WSBK
Wednesday, October 23rd 2024
ANALYSIS
31.- Garrett GERLOFF - Kawasaki Puccetti Racing

Lap	Time	IP1	IP2	IP3	VMax	FL
Mejor Sectores	FL - IP1	IP1 - IP2	IP2 - IP3	IP3 - FL		
	24.623	14.545	29.421	30.420		



CIRCUITO DE JEREZ - TEST POST RACE WSBK Wednesday, October 23rd 2024 ANALYSIS

46.- Thomas BRIDEWELL TB1 - Honda Racing UK

Lap	Time	IP1	IP2	IP3	VMax	FL
1	10:03:09	30.282	15.581	31.071	257,8	31.810
		30.282	45.863	1:16.934		1:48.744
2	10:04:51	25.485	14.911	30.425	260,9	31.293
		25.485	40.396	1:10.821		1:42.114
3	10:06:32	25.328	14.881	30.135	262,8	31.196
		25.328	40.209	1:10.344		1:41.540
4	10:08:14	25.347	14.848	30.090	262,8	31.227
		25.347	40.195	1:10.285		1:41.512
5	10:09:55	25.191	14.888	30.010	262,8	31.094
		25.191	40.079	1:10.089		1:41.183
6	10:32:17	25.303	15.268	30.736	256,5	21:11.165
		25.303	40.571	1:11.307		PIT EXIT
7	10:34:06	30.801	15.207	30.883	257,8	31.680
		30.801	46.008	1:16.891		1:48.571
8	10:35:48	25.481	14.981	30.198	260,2	31.468
		25.481	40.462	1:10.660		1:42.128
9	10:37:30	25.417	15.044	30.279	260,2	31.409
		25.417	40.461	1:10.740		1:42.149
10	10:39:12	25.264	14.969	30.230	262,1	31.289
		25.264	40.233	1:10.463		1:41.752
11	10:40:55	25.303	15.073	30.645	262,1	31.429
		25.303	40.376	1:11.021		1:42.450
12	10:56:51	26.463	15.692	31.718	253,5	14:42.921
		26.463	42.155	1:13.873		PIT EXIT
13	10:58:42	31.063	15.449	31.983	255,9	32.263
		31.063	46.512	1:18.495		1:50.758
14	11:00:24	25.406	14.953	30.305	262,1	31.426
		25.406	40.359	1:10.664		1:42.090
15	11:02:06	25.228	14.935	30.138	262,8	31.248
		25.228	40.163	1:10.301		1:41.549
16	11:03:47	25.202	14.929	30.240	262,8	31.298
		25.202	40.131	1:10.371		1:41.669
17	11:05:29	25.316	14.980	30.203	262,8	31.276
		25.316	40.296	1:10.499		1:41.775
18	11:07:11	25.238	14.928	30.164	264,1	31.317
		25.238	40.166	1:10.330		1:41.647
19	11:08:52	25.225	14.901	30.104	264,7	31.232
		25.225	40.126	1:10.230		1:41.462
20	11:10:34	25.277	14.947	30.222	264,1	31.383
		25.277	40.224	1:10.446		1:41.829
21	11:12:16	25.253	14.970	30.272	260,9	31.310
		25.253	40.223	1:10.495		1:41.805
22	11:13:58	25.305	14.999	30.318	262,1	31.271
		25.305	40.304	1:10.622		1:41.893
23	11:15:40	25.416	14.945	30.477	262,8	31.304
		25.416	40.361	1:10.838		1:42.142



CIRCUITO DE JEREZ - TEST POST RACE WSBK

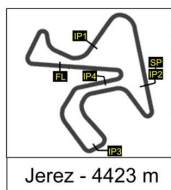
Wednesday, October 23rd 2024

ANALYSIS

46.- Thomas BRIDEWELL TB1 - Honda Racing UK

Lap	Time	IP1	IP2	IP3	VMax	FL
24	11:58:40	26.601 26.601	16.265 42.866	32.866 1:15.732	207,3	41:44.688 PIT EXIT
25	12:00:31	31.697 31.697	15.389 47.086	31.636 1:18.722	254,7	31.790 1:50.512
26	12:02:12	25.207 25.207	14.898 40.105	30.030 1:10.135	262,1	31.158 1:41.293
27	12:03:53	<u>25.086</u> <u>25.086</u>	14.832 <u>39.918</u>	30.097 <u>1:10.015</u>	264,1	31.140 1:41.155
28	12:05:35	25.179 25.179	14.887 40.066	30.173 1:10.239	263,4	31.148 1:41.387
29	12:07:16	25.239 25.239	<u>14.816</u> 40.055	30.300 1:10.355	264,7	31.175 1:41.530
30	12:08:58	25.264 25.264	14.915 40.179	30.195 1:10.374	264,7	31.177 1:41.551
31	12:10:39	25.216 25.216	14.867 40.083	30.245 1:10.328	264,1	31.278 1:41.606
32	12:12:21	25.419 25.419	14.959 40.378	30.436 1:10.814	262,1	31.292 1:42.106
33	12:14:03	25.314 25.314	14.873 40.187	30.283 1:10.470	262,8	31.278 1:41.748
34	12:15:45	25.323 25.323	14.902 40.225	30.291 1:10.516	263,4	31.265 1:41.781
35	12:17:27	25.363 25.363	14.919 40.282	30.273 1:10.555	264,1	31.444 1:41.999
36	12:49:50	27.406 27.406	16.055 43.461	32.963 1:16.424	240	31:06.497 PIT EXIT
37	12:51:40	31.644 31.644	15.392 47.036	31.157 1:18.193	257,1	31.896 1:50.089
38	12:53:23	25.526 25.526	15.013 40.539	30.483 1:11.022	260,2	31.633 1:42.655
39	12:55:05	25.472 25.472	14.961 40.433	30.215 1:10.648	262,8	31.444 1:42.092
40	12:56:47	25.331 25.331	15.004 40.335	30.343 1:10.678	262,1	31.333 1:42.011
41		28.460 28.460	15.639 44.099	32.054 1:16.153	248,8	-----

Mejor Sectores	FL - IP1	IP1 - IP2	IP2 - IP3	IP3 - FL
	25.086	14.816	30.010	31.094



Jerez - 4423 m



47

CIRCUITO DE JEREZ - TEST POST RACE WSBK

Wednesday, October 23rd 2024

ANALYSIS

47.- Axel BASSANI - bimota by Kawasaki Racing Team

Lap	Time	IP1	IP2	IP3	VMax	FL
1	10:03:56	31.027 31.027	15.191 46.218	30.955 1:17.173	264,1	31.228 1:48.401
2	10:05:36	25.191 25.191	14.724 39.915	29.885 1:09.800	269,3	30.558 1:40.358
3	10:07:16	24.940 24.940	14.756 39.696	29.716 1:09.412	268,7	30.409 1:39.821
4	10:08:56	25.138 25.138	14.664 39.802	29.734 1:09.536	268	30.355 1:39.891
5	10:10:35	24.931 24.931	14.662 39.593	29.741 1:09.334	268,7	30.356 1:39.690
6	10:46:02	27.673 27.673	15.134 42.807	31.102 1:13.909	266	34:12.653 PIT EXIT
7	10:47:50	29.835 29.835	15.280 45.115	31.246 1:16.361	262,1	31.592 1:47.953
8	10:49:30	25.155 25.155	14.721 39.876	29.868 1:09.744	270	30.769 1:40.513
9	10:51:11	25.145 25.145	14.812 39.957	30.020 1:09.977	267,3	30.711 1:40.688
10	10:52:52	25.142 25.142	14.730 39.872	29.966 1:09.838	268,7	30.786 1:40.624
11	10:54:32	25.097 25.097	14.793 39.890	30.001 1:09.891	268	30.633 1:40.524
12	11:16:03	28.174 28.174	15.674 43.848	31.894 1:15.742	264,7	20:15.333 PIT EXIT
13	11:17:52	30.608 30.608	15.371 45.979	31.538 1:17.517	261,5	31.496 1:49.013
14	11:19:34	25.266 25.266	14.875 40.141	30.178 1:10.319	266,7	31.011 1:41.330
15	11:21:15	25.319 25.319	14.944 40.263	30.125 1:10.388	266,7	30.998 1:41.386
16	11:22:56	25.196 25.196	14.826 40.022	30.060 1:10.082	268	30.725 1:40.807
17	11:24:36	25.141 25.141	14.780 39.921	29.933 1:09.854	267,3	30.731 1:40.585
18	11:41:37	27.678 27.678	15.613 43.291	31.827 1:15.118	265,4	15:45.299 PIT EXIT
19	11:43:28	33.544 33.544	15.340 48.884	31.261 1:20.145	264,7	31.193 1:51.338
20	11:45:08	24.902 24.902	14.629 39.531	29.851 1:09.382	270	30.476 1:39.858
21	11:46:48	25.044 25.044	14.674 39.718	29.819 1:09.537	268	30.419 1:39.956
22	11:48:27	25.030 25.030	14.644 39.674	29.542 1:09.216	268	30.311 1:39.527
23	11:50:07	24.956 24.956	14.700 39.656	29.691 1:09.347	265,4	30.517 1:39.864



Jerez - 4423 m



47


CIRCUITO DE JEREZ - TEST POST RACE WSBK

Wednesday, October 23rd 2024

ANALYSIS

47.- Axel BASSANI - bimota by Kawasaki Racing Team

Lap	Time	IP1	IP2	IP3	VMax	FL
24	12:20:42	27.743 27.743	15.411 43.154	31.198 1:14.352	264,7	29:20.798 PIT EXIT
25	12:22:31	30.427 30.427	15.472 45.899	30.888 1:16.787	260,9	31.307 1:48.094
26	12:24:11	25.160 25.160	14.702 39.862	29.791 1:09.653	266,7	30.780 1:40.433
27	12:25:52	25.111 25.111	14.665 39.776	29.917 1:09.693	266	31.478 1:41.171
28	12:27:38	27.816 27.816	15.386 43.202	31.673 1:14.875	261,5	31.360 1:46.235
29	12:29:19	25.220 25.220	14.861 40.081	30.042 1:10.123	265,4	30.891 1:41.014
30	13:05:35	27.628 27.628	15.589 43.217	31.865 1:15.082	261,5	35:00.033 PIT EXIT
31	13:07:24	31.536 31.536	15.360 46.896	31.476 1:18.372	260,2	31.347 1:49.719
32	13:09:05	25.270 25.270	14.751 40.021	29.954 1:09.975	266	30.696 1:40.671
33	13:10:46	25.206 25.206	14.923 40.129	30.127 1:10.256	264,7	30.919 1:41.175
34	13:12:27	25.287 25.287	14.849 40.136	30.144 1:10.280	265,4	30.830 1:41.110
35	13:14:08	25.336 25.336	14.898 40.234	30.129 1:10.363	266	30.889 1:41.252
36	15:03:13	28.465 28.465	15.611 44.076	32.195 1:16.271	261,5	1:47:48.510 PIT EXIT
37	15:05:01	30.123 30.123	15.325 45.448	31.215 1:16.663	260,2	31.536 1:48.199
38	15:06:42	25.191 25.191	14.811 40.002	30.069 1:10.071	263,4	30.879 1:40.950
39	15:08:25	25.276 25.276	14.836 40.112	31.463 1:11.575	266	31.251 1:42.826
40	15:10:06	25.341 25.341	14.805 40.146	29.898 1:10.044	264,1	30.642 1:40.686
41	15:11:54	30.419 30.419	15.284 45.703	30.826 1:16.529	264,1	31.215 1:47.744
42	15:13:35	25.323 25.323	14.854 40.177	29.895 1:10.072	265,4	30.945 1:41.017
43	15:40:46	28.521 28.521	15.780 44.301	32.016 1:16.317	262,8	25:54.728 PIT EXIT
44	15:42:35	30.791 30.791	15.582 46.373	31.731 1:18.104	258,4	31.533 1:49.637
45	15:44:16	25.290 25.290	14.822 40.112	29.977 1:10.089	264,1	30.954 1:41.043
46	16:18:25	26.151 26.151	15.418 41.569	31.882 1:13.451	259,6	32:55.105 PIT EXIT



Jerez - 4423 m



47

CIRCUITO DE JEREZ - TEST POST RACE WSBK

Wednesday, October 23rd 2024

ANALYSIS

47.- Axel BASSANI - bimota by Kawasaki Racing Team

Lap	Time	IP1	IP2	IP3	VMax	FL
47	16:20:12	29.388 29.388	15.165 44.553	30.781 1:15.334	264,1	31.515 1:46.849
48	16:21:52	25.052 25.052	14.712 39.764	29.777 1:09.541	266	30.495 1:40.036
49	16:23:32	25.056 25.056	14.754 39.810	29.697 1:09.507	265,4	30.468 1:39.975
50	16:25:12	24.967 24.967	14.711 39.678	29.796 1:09.474	266	30.578 1:40.052
51	16:26:57	27.955 27.955	15.176 43.131	30.638 1:13.769	263,4	31.126 1:44.895
52	16:28:37	24.991 24.991	14.724 39.715	29.701 1:09.416	265,4	30.699 1:40.115
53	16:30:17	25.004 25.004	14.746 39.750	29.851 1:09.601	266,7	30.750 1:40.351
54	16:31:57	25.036 25.036	14.714 39.750	29.777 1:09.527	267,3	30.604 1:40.131
55	16:33:38	25.090 25.090	14.762 39.852	29.909 1:09.761	266,7	30.698 1:40.459
56	16:35:18	25.145 25.145	14.792 39.937	29.950 1:09.887	266,7	30.793 1:40.680
57	16:36:59	25.223 25.223	14.802 40.025	29.937 1:09.962	265,4	30.783 1:40.745
58	16:38:40	24.972 24.972	14.782 39.754	29.905 1:09.659	265,4	30.734 1:40.393
59	16:40:20	25.077 25.077	14.834 39.911	29.914 1:09.825	266,7	30.688 1:40.513
60	16:58:56	28.176 28.176	15.835 44.011	32.314 1:16.325	261,5	17:19.708 PIT EXIT
61	17:00:45	30.561 30.561	15.400 45.961	31.085 1:17.046	260,9	31.332 1:48.378
62	17:02:26	25.335 25.335	14.802 40.137	29.998 1:10.135	266,7	31.085 1:41.220
63	17:24:36	27.205 27.205	15.387 42.592	32.083 1:14.675	262,1	20:55.295 PIT EXIT
64	17:26:23	30.199 30.199	15.327 45.526	30.910 1:16.436	261,5	31.149 1:47.585
65	17:28:03	25.045 25.045	14.659 39.704	29.652 1:09.356	266	30.406 1:39.762
66	17:29:46	26.531 26.531	14.958 41.489	30.573 1:12.062	265,4	31.099 1:43.161
67	17:31:26	24.884 24.884	14.620 39.504	29.688 1:09.192	265,4	30.384 1:39.576
68	17:33:10	26.593 26.593	15.192 41.785	30.876 1:12.661	262,8	31.097 1:43.758
69	17:34:49	24.941 24.941	14.661 39.602	29.637 1:09.239	266	30.451 1:39.690



Jerez - 4423 m



47

CIRCUITO DE JEREZ - TEST POST RACE WSBK

Wednesday, October 23rd 2024

ANALYSIS

47.- Axel BASSANI - bimota by Kawasaki Racing Team

Lap	Time	IP1	IP2	IP3	VMax	FL
70	17:46:31	27.228 27.228	15.400 42.628	31.730 1:14.358	261,5	10:26.914 PIT EXIT
71	17:48:18	29.914 29.914	15.171 45.085	30.908 1:15.993	263,4	31.212 1:47.205
72	17:49:57	24.661 24.661	14.556 39.217	29.523 1:08.740	266,7	30.135 1:38.875
73	17:57:37	26.919 26.919	15.275 42.194	32.070 1:14.264	262,8	6:26.352 PIT EXIT
74	17:59:23	29.063 29.063	15.076 44.139	30.685 1:14.824	264,4	31.290 1:46.114
75	18:01:02	<u>24.498</u> <u>24.498</u>	<u>14.471</u> <u>38.969</u>	<u>29.371</u> <u>1:08.340</u>	263,9	30.138 1:38.478
76	18:03:20	27.294 27.294	15.118 42.412	31.126 1:13.538	262,9	1:05.000 PIT EXIT
77		31.739 31.739	15.140 46.879	31.080 1:17.959	263,4	-----

Mejor Sectores	FL - IP1	IP1 - IP2	IP2 - IP3	IP3 - FL
	24.498	14.471	29.371	30.135



Jerez - 4423 m



69

CIRCUITO DE JEREZ - TEST POST RACE WSBK

Wednesday, October 23rd 2024

ANALYSIS

69.- Thomas BOOTH-AMOS - PTR Triumph

Lap	Time	IP1	IP2	IP3	VMax	FL
1	10:03:27	31.385 31.385	15.837 47.222	31.715 1:18.937	234,3	32.421 1:51.358
2	10:05:10	25.498 25.498	15.440 40.938	30.542 1:11.480	234,3	31.621 1:43.101
3	10:06:53	25.361 25.361	15.393 40.754	30.349 1:11.103	235,3	31.552 1:42.655
4	10:08:36	25.271 25.271	15.481 40.752	30.544 1:11.296	236,3	31.462 1:42.758
5	10:10:18	25.320 25.320	15.489 40.809	30.357 1:11.166	234,3	31.536 1:42.702
6	10:12:01	25.426 25.426	15.394 40.820	30.262 1:11.082	234,8	31.508 1:42.590
7	10:13:43	25.509 25.509	15.422 40.931	30.289 1:11.220	236,8	31.388 1:42.608
8	10:15:26	25.262 25.262	15.457 40.719	30.365 1:11.084	234,3	31.425 1:42.509
9	10:17:09	25.383 25.383	15.410 40.793	30.255 1:11.048	235,8	31.509 1:42.557
10	10:18:51	25.353 25.353	15.413 40.766	30.328 1:11.094	234,8	31.433 1:42.527
11	10:54:50	27.150 27.150	16.258 43.408	32.357 1:15.765	227,8	34:42.779 PIT EXIT
12	10:56:37	28.650 28.650	15.836 44.486	30.983 1:15.469	233,8	32.253 1:47.722
13	10:58:21	25.672 25.672	15.647 41.319	30.641 1:11.960	232,3	31.829 1:43.789
14	11:00:05	25.532 25.532	15.527 41.059	30.580 1:11.639	235,3	31.784 1:43.423
15	11:01:48	25.497 25.497	15.563 41.060	30.547 1:11.607	234,8	31.823 1:43.430
16	11:03:31	25.526 25.526	15.562 41.088	30.439 1:11.527	234,3	31.734 1:43.261
17	11:05:15	25.526 25.526	15.607 41.133	30.643 1:11.776	234,8	31.719 1:43.495
18	11:06:58	25.598 25.598	15.579 41.177	30.602 1:11.779	234,8	31.807 1:43.586
19	11:08:42	25.623 25.623	15.592 41.215	30.628 1:11.843	234,3	31.751 1:43.594
20	11:32:10	27.284 27.284	17.053 44.337	32.844 1:17.181	199,6	22:11.317 PIT EXIT
21	11:33:59	28.672 28.672	15.897 44.569	31.413 1:15.982	232,8	32.508 1:48.490
22	11:35:43	25.781 25.781	15.723 41.504	30.707 1:12.211	232,3	31.907 1:44.118
23	11:37:27	25.657 25.657	15.678 41.335	30.709 1:12.044	233,3	31.967 1:44.011



Jerez - 4423 m



69

CIRCUITO DE JEREZ - TEST POST RACE WSBK

Wednesday, October 23rd 2024

ANALYSIS

69.- Thomas BOOTH-AMOS - PTR Triumph

Lap	Time	IP1	IP2	IP3	VMax	FL
24	11:39:11	25.769 25.769	15.678 41.447	30.620 1:12.067	234,8	31.803 1:43.870
25	11:57:31	27.111 27.111	16.568 43.679	34.590 1:18.269	224,5	17:01.732 PIT EXIT
26	11:59:18	28.287 28.287	16.200 44.487	30.929 1:15.416	233,3	31.853 1:47.269
27	12:01:01	25.471 25.471	15.594 41.065	30.420 1:11.485	233,3	31.546 1:43.031
28	12:02:44	25.613 25.613	15.564 41.177	30.420 1:11.597	233,8	31.644 1:43.241
29	12:04:28	25.462 25.462	15.548 41.010	30.444 1:11.454	233,8	31.723 1:43.177
30	12:06:11	25.519 25.519	15.559 41.078	30.349 1:11.427	233,8	31.582 1:43.009
31	12:07:54	25.496 25.496	15.536 41.032	30.380 1:11.412	235,8	31.648 1:43.060
32	12:09:37	25.393 25.393	15.552 40.945	30.342 1:11.287	235,3	31.592 1:42.879
33	12:11:19	25.412 25.412	15.517 40.929	30.402 1:11.331	233,8	31.541 1:42.872
34	12:32:30	27.514 27.514	16.623 44.137	32.326 1:16.463	229,3	19:54.325 PIT EXIT
35	12:34:18	28.433 28.433	15.828 44.261	31.031 1:15.292	229,8	32.118 1:47.410
36	12:36:01	25.553 25.553	15.704 41.257	30.638 1:11.895	231,3	31.734 1:43.629
37	12:37:45	25.504 25.504	15.661 41.165	30.599 1:11.764	231,8	31.720 1:43.484
38	12:39:28	25.575 25.575	15.623 41.198	30.579 1:11.777	232,3	31.765 1:43.542
39	12:41:12	25.507 25.507	15.621 41.128	30.604 1:11.732	232,3	31.748 1:43.480
40	12:42:56	25.503 25.503	15.656 41.159	30.926 1:12.085	233,3	31.742 1:43.827
41		26.811 26.811	15.842 42.653	31.901 1:14.554	230,8	-----

Mejor Sectores	FL - IP1	IP1 - IP2	IP2 - IP3	IP3 - FL
	25.262	15.393	30.255	31.388



Jerez - 4423 m



95

CIRCUITO DE JEREZ - TEST POST RACE WSBK

Wednesday, October 23rd 2024

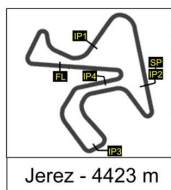
ANALYSIS

95.- Tarran MACKENZIE - Petronas MIE Racing Honda

Lap	Time	IP1	IP2	IP3	VMax	FL
1	10:10:51	37.874 37.874	15.570 53.444	31.327 1:24.771	259	32.367 1:57.138
2	10:12:32	25.267 25.267	14.848 40.115	30.176 1:10.291	264,1	30.926 1:41.217
3	10:14:13	25.273 25.273	14.788 40.061	30.033 1:10.094	265,4	30.859 1:40.953
4	10:15:54	25.118 25.118	14.820 39.938	30.063 1:10.001	260,2	30.879 1:40.880
5	10:17:35	25.068 25.068	14.821 39.889	30.067 1:09.956	263,4	30.657 1:40.613
6	10:19:16	25.153 25.153	14.810 39.963	29.980 1:09.943	263,4	30.861 1:40.804
7	10:20:56	25.127 25.127	14.742 39.869	30.037 1:09.906	262,1	30.816 1:40.722
8	10:40:06	29.963 29.963	17.659 47.622	35.005 1:22.627	227,8	17:46.790 PIT EXIT
9	10:41:60	34.914 34.914	15.338 50.252	31.573 1:21.825	262,8	32.089 1:53.914
10	10:43:40	25.057 25.057	14.738 39.795	29.923 1:09.718	265,4	30.682 1:40.400
11	10:45:20	25.132 25.132	14.721 39.853	29.863 1:09.716	263,4	30.411 1:40.127
12	10:46:60	24.979 24.979	14.587 39.566	30.007 1:09.573	270	30.584 1:40.157
13	10:48:43	25.809 25.809	14.821 40.630	30.507 1:11.137	266,7	31.020 1:42.157
14	10:50:22	24.941 24.941	14.708 39.649	29.750 1:09.399	264,7	30.442 1:39.841
15	11:33:07	34.511 34.511	16.563 51.074	30.335 1:21.409	265,4	41:23.426 PIT EXIT
16	11:34:57	31.547 31.547	15.266 46.813	31.206 1:18.019	262,1	31.724 1:49.743
17	11:36:39	25.436 25.436	14.867 40.303	30.572 1:10.875	264,1	31.151 1:42.026
18	11:38:20	25.311 25.311	14.806 40.117	30.200 1:10.317	264,7	31.017 1:41.334
19	11:40:02	25.217 25.217	14.835 40.052	30.037 1:10.089	264,1	31.127 1:41.216
20	11:41:42	25.201 25.201	14.851 40.052	29.956 1:10.008	265,4	30.892 1:40.900
21	11:43:29	25.563 25.563	14.809 40.372	35.202 1:15.574	266	31.252 1:46.826
22	11:45:10	25.202 25.202	14.796 39.998	30.101 1:10.099	266,7	30.888 1:40.987
23	12:05:42	29.826 29.826	17.437 47.263	33.191 1:20.454	217,7	19:11.551 PIT EXIT

**CIRCUITO DE JEREZ - TEST POST RACE WSBK****Wednesday, October 23rd 2024****ANALYSIS****95.- Tarran MACKENZIE - Petronas MIE Racing Honda**

Lap	Time	IP1	IP2	IP3	VMax	FL
24	12:07:35	33.270 33.270	15.454 48.724	31.410 1:20.134	261,5	32.473 1:52.607
25	12:09:17	25.536 25.536	14.899 40.435	30.245 1:10.680	261,5	31.234 1:41.914
26	12:59:08	25.273 25.273	14.859 40.132	57.147 1:37.279	262,8	48:13.564 PIT EXIT
27	13:01:03	36.272 36.272	15.394 51.666	31.501 1:23.167	259,6	31.974 1:55.141
28	13:02:45	25.613 25.613	14.946 40.559	30.356 1:10.915	262,8	30.955 1:41.870
29	13:04:27	25.433 25.433	15.108 40.541	30.445 1:10.986	262,1	31.281 1:42.267
30	13:06:08	25.426 25.426	14.919 40.345	30.242 1:10.587	263,4	30.988 1:41.575
31	13:07:50	25.281 25.281	14.824 40.105	30.129 1:10.234	263,4	30.976 1:41.210
32	13:09:31	25.280 25.280	14.844 40.124	30.205 1:10.329	262,8	30.835 1:41.164
33	15:08:49	29.053 29.053	17.012 46.065	33.715 1:19.780	235,3	1:57:58.314 PIT EXIT
34	15:10:53	36.719 36.719	16.432 53.151	38.213 1:31.364	251,2	32.404 2:03.768
35	15:12:37	27.053 27.053	15.174 42.227	30.825 1:13.052	259,6	31.473 1:44.525
36	15:14:19	25.555 25.555	14.978 40.533	30.430 1:10.963	262,1	31.180 1:42.143
37	15:16:01	25.329 25.329	14.872 40.201	30.159 1:10.360	263,4	31.055 1:41.415
38	15:17:43	25.830 25.830	14.865 40.695	30.137 1:10.832	261,5	30.890 1:41.722
39	15:19:24	25.185 25.185	14.843 40.028	30.192 1:10.220	264,7	31.286 1:41.506
40	15:21:05	25.341 25.341	14.829 40.170	30.171 1:10.341	262,8	30.995 1:41.336
41	15:42:46	27.898 27.898	16.605 44.503	32.546 1:17.049	214,3	20:23.184 PIT EXIT
42	15:44:45	40.317 40.317	15.407 55.724	31.773 1:27.497	260,2	32.075 1:59.572
43	15:46:28	25.587 25.587	14.936 40.523	30.663 1:11.186	263,4	31.702 1:42.888
44	15:48:010	25.534 25.534	14.869 40.403	30.511 1:10.914	263,4	31.297 1:42.211
45	15:49:52	25.512 25.512	14.985 40.497	30.286 1:10.783	262,1	31.156 1:41.939
46	15:51:34	25.350 25.350	14.922 40.272	30.364 1:10.636	264,1	31.041 1:41.677



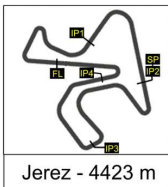
CIRCUITO DE JEREZ - TEST POST RACE WSBK

Wednesday, October 23rd 2024

ANALYSIS

95.- Tarran MACKENZIE - Petronas MIE Racing Honda

Lap	Time	IP1	IP2	IP3	VMax	FL
47	15:53:16	25.471 25.471	14.877 40.348	30.279 1:10.627	261,5	31.140 1:41.767
48	15:54:57	25.300 25.300	14.852 40.152	30.210 1:10.362	262,8	31.204 1:41.566
49	16:16:52	30.742 30.742	16.647 47.389	32.271 1:19.660	232,8	20:35.035 PIT EXIT
50	16:18:44	32.890 32.890	15.378 48.268	31.554 1:19.822	259	32.537 1:52.359
51	16:20:26	25.426 25.426	14.889 40.315	30.289 1:10.604	264,1	31.118 1:41.722
52	16:22:08	25.370 25.370	15.019 40.389	30.316 1:10.705	262,8	31.267 1:41.972
53	16:23:50	25.363 25.363	14.920 40.283	30.272 1:10.555	262,8	31.442 1:41.997
54	16:25:32	25.499 25.499	14.915 40.414	30.351 1:10.765	260,9	31.062 1:41.827
55	16:27:13	25.270 25.270	14.831 40.101	30.251 1:10.352	261,5	31.081 1:41.433
56	16:28:55	25.330 25.330	14.820 40.150	30.298 1:10.448	262,1	31.037 1:41.485
57	16:30:36	25.375 25.375	14.878 40.253	30.265 1:10.518	264,7	31.020 1:41.538
58	16:32:18	25.272 25.272	14.925 40.197	30.165 1:10.362	262,1	31.029 1:41.391
59	16:33:59	25.263 25.263	14.846 40.109	30.159 1:10.268	265,4	31.008 1:41.276
60	16:35:40	25.253 25.253	14.838 40.091	30.136 1:10.227	262,1	31.011 1:41.238
61	16:37:21	25.269 25.269	14.807 40.076	30.175 1:10.251	265,4	31.060 1:41.311
62	16:39:03	25.245 25.245	14.849 40.094	30.200 1:10.294	263,4	31.037 1:41.331
63	16:40:44	25.313 25.313	14.928 40.241	30.166 1:10.407	262,8	31.059 1:41.466
64	16:42:26	25.320 25.320	14.912 40.232	30.279 1:10.511	262,1	31.094 1:41.605
65	16:44:07	25.297 25.297	14.928 40.225	30.246 1:10.471	259	31.122 1:41.593
66	16:45:49	25.315 25.315	14.894 40.209	30.192 1:10.401	264,1	31.224 1:41.625
67	17:19:45	25.338 25.338	14.990 40.328	30.443 1:10.771	259,6	32:45.452 PIT EXIT
68	17:21:45	40.990 40.990	15.328 56.318	31.375 1:27.693	260,9	31.511 1:59.204
69	17:23:28	26.068 26.068	15.014 41.082	30.828 1:11.910	260,2	31.543 1:43.453



Jerez - 4423 m



95

CIRCUITO DE JEREZ - TEST POST RACE WSBK

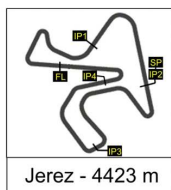
Wednesday, October 23rd 2024

ANALYSIS

95.- Tarran MACKENZIE - Petronas MIE Racing Honda

Lap	Time	IP1	IP2	IP3	VMax	FL
70	17:25:09	25.149 25.149	14.926 40.075	30.135 1:10.210	262,1	30.939 1:41.149
71	17:26:50	25.078 25.078	14.747 39.825	29.896 1:09.721	261,5	30.686 1:40.407
72	17:41:33	28.721 28.721	17.237 45.958	33.040 1:18.998	226,9	13:24.289 PIT EXIT
73	17:43:26	34.730 34.730	15.164 49.894	30.880 1:20.774	260,2	31.956 1:52.730
74	17:45:06	25.122 25.122	14.817 39.939	29.984 1:09.923	260,9	30.654 1:40.577
75	17:46:46	<u>24.851</u> <u>24.851</u>	14.690 <u>39.541</u>	29.843 1:09.384	262,1	30.583 1:39.967
76	17:48:26	24.979 24.979	14.694 39.673	<u>29.699</u> <u>1:09.372</u>	263,4	30.498 1:39.870
77	17:50:47	29.975 29.975	20.661 50.636	35.138 1:25.774	147,3	55.057 PIT EXIT
78		36.767 36.767	16.822 53.589	33.526 1:27.115	210,9	-----

Mejor Sectores	FL - IP1	IP1 - IP2	IP2 - IP3	IP3 - FL
	24.851	14.587	29.699	30.411



CIRCUITO DE JEREZ - TEST POST RACE WSBK
Wednesday, October 23rd 2024
ANALYSIS
97.- Xavi VIERGE XV1 - Team HRC WSBK

Table with 7 columns: Lap, Time, IP1, IP2, IP3, VMax, FL. It contains 23 rows of performance data for Xavi Vierge XV1, including lap times, intermediate points, and maximum speeds.



Jerez - 4423 m



97

CIRCUITO DE JEREZ - TEST POST RACE WSBK
Wednesday, October 23rd 2024
ANALYSIS
97.- Xavi VIERGE XV1 - Team HRC WSBK

Lap	Time	IP1	IP2	IP3	VMax	FL
24	12:02:50	24.910 24.910	14.694 39.604	29.947 1:09.551	269,3	33:20.048 PIT EXIT
25	12:04:39	31.728 31.728	15.365 47.093	30.882 1:17.975	261,5	31.239 1:49.214
26	12:06:21	25.156 25.156	14.875 40.031	30.395 1:10.426	266	30.935 1:41.361
27	12:08:03	26.487 26.487	14.917 41.404	30.356 1:11.760	268	30.865 1:42.625
28	12:09:44	25.123 25.123	14.816 39.939	30.122 1:10.061	266,7	30.767 1:40.828
29	15:41:45	28.642 28.642	15.380 44.022	31.968 1:15.990	266,7	3:30:45.097 PIT EXIT
30	15:43:32	29.852 29.852	15.118 44.970	30.645 1:15.615	263,4	31.218 1:46.833
31	15:45:13	25.118 25.118	14.834 39.952	30.167 1:10.119	263,4	30.890 1:41.009
32	15:46:54	25.075 25.075	14.780 39.855	30.018 1:09.873	267,3	30.907 1:40.780
33	15:48:35	24.951 24.951	14.771 39.722	30.059 1:09.781	266	30.944 1:40.725
34	15:50:15	24.959 24.959	14.822 39.781	30.061 1:09.842	268	30.857 1:40.699
35	15:51:56	25.088 25.088	14.805 39.893	30.015 1:09.908	267,3	30.908 1:40.816
36	15:53:37	25.078 25.078	14.836 39.914	30.109 1:10.023	266,7	30.897 1:40.920
37	15:55:18	25.009 25.009	14.835 39.844	30.133 1:09.977	267,3	30.796 1:40.773
38	15:56:59	25.043 25.043	14.863 39.906	30.078 1:09.984	264,7	30.813 1:40.797
39	15:58:39	24.975 24.975	14.862 39.837	30.008 1:09.845	265,4	30.827 1:40.672
40	16:00:20	25.026 25.026	14.812 39.838	30.034 1:09.872	266,7	30.899 1:40.771
41	16:29:30	29.572 29.572	17.343 46.915	34.062 1:20.977	210,1	27:49.093 PIT EXIT
42	16:31:22	35.120 35.120	15.044 50.164	30.673 1:20.837	266	30.917 1:51.754
43	16:33:02	24.950 24.950	14.771 39.721	30.034 1:09.755	267,3	30.764 1:40.519
44	16:34:43	24.946 24.946	14.684 39.630	29.857 1:09.487	268,7	30.750 1:40.237
45	16:36:23	25.113 25.113	14.785 39.898	30.141 1:10.039	266,7	30.788 1:40.827
46	16:49:53	24.978 24.978	14.762 39.740	30.037 1:09.777	268	12:20.075 PIT EXIT



Jerez - 4423 m



97

CIRCUITO DE JEREZ - TEST POST RACE WSBK

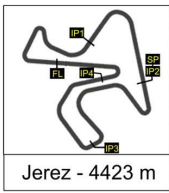
Wednesday, October 23rd 2024

ANALYSIS

97.- Xavi VIERGE XV1 - Team HRC WSBK

Lap	Time	IP1	IP2	IP3	VMax	FL
47	16:51:39	29.399 29.399	15.156 44.555	30.536 1:15.091	262,8	31.095 1:46.186
48	16:53:20	25.045 25.045	14.840 39.885	29.983 1:09.868	266	30.861 1:40.729
49	16:55:01	24.931 24.931	14.814 39.745	29.990 1:09.735	266	30.784 1:40.519
50	17:01:38	25.026 25.026	14.843 39.869	30.049 1:09.918	265,4	5:26.955 PIT EXIT
51	17:03:23	28.918 28.918	15.062 43.980	30.592 1:14.572	264,1	30.863 1:45.435
52	17:05:02	24.782 24.782	14.616 39.398	29.651 1:09.049	266,7	30.389 1:39.438
53	17:06:42	24.678 24.678	14.623 39.301	29.698 1:08.999	268	30.497 1:39.496
54		26.362 26.362	15.508 41.870	31.777 1:13.647	258,4	-----

Mejor Sectores	FL - IP1	IP1 - IP2	IP2 - IP3	IP3 - FL
	24.678	14.616	29.651	30.389



146

CIRCUITO DE JEREZ - TEST POST RACE WSBK
Wednesday, October 23rd 2024
ANALYSIS
146.- Thomas BRIDEWELL TB2 - Honda Racing UK

Lap	Time	IP1	IP2	IP3	VMax	FL
1		31.675 31.675	16.749 48.424		245,5	-----

Mejor Sectores	FL - IP1	IP1 - IP2	IP2 - IP3	IP3 - FL
	31.675	16.749	-----	-----



Jerez - 4423 m



150

CIRCUITO DE JEREZ - TEST POST RACE WSBK
Wednesday, October 23rd 2024
ANALYSIS
150.- Oli BAYLISS - PTR


Lap	Time	IP1	IP2	IP3	VMax	FL
1	10:02:53	32.364 32.364	17.465 49.829	34.070 1:23.899	224,1	33.177 1:57.076
2	10:04:39	26.234 26.234	15.733 41.967	31.100 1:13.067	233,3	33.146 1:46.213
3	10:06:25	26.074 26.074	15.930 42.004	31.142 1:13.146	228,3	32.015 1:45.161
4	10:08:09	25.901 25.901	15.757 41.658	30.966 1:12.624	233,3	32.047 1:44.671
5	10:09:54	25.738 25.738	15.618 41.356	31.055 1:12.411	233,3	32.060 1:44.471
6	10:11:38	25.853 25.853	15.595 41.448	30.866 1:12.314	232,8	32.161 1:44.475
7	10:13:23	25.945 25.945	15.632 41.577	30.857 1:12.434	233,3	32.001 1:44.435
8	10:15:07	25.674 25.674	15.593 41.267	30.575 1:11.842	233,3	32.128 1:43.970
9	10:16:51	25.595 25.595	15.733 41.328	31.085 1:12.413	232,8	32.224 1:44.637
10	10:18:35	25.923 25.923	15.626 41.549	30.646 1:12.195	233,3	32.000 1:44.195
11	10:42:55	26.976 26.976	16.181 43.157	32.489 1:15.646	221,8	23:03.684 PIT EXIT
12	10:44:47	31.260 31.260	16.290 47.550	32.238 1:19.788	229,3	32.627 1:52.415
13	10:46:33	26.147 26.147	15.787 41.934	31.331 1:13.265	231,8	32.270 1:45.535
14	10:48:17	25.852 25.852	15.684 41.536	30.794 1:12.330	233,3	32.355 1:44.685
15	10:50:07	25.827 25.827	15.838 41.665	32.844 1:14.509	232,3	35.526 1:50.035
16	10:51:52	25.891 25.891	15.805 41.696	30.975 1:12.671	233,3	32.159 1:44.830
17	10:53:37	25.881 25.881	15.779 41.660	30.792 1:12.452	232,3	32.152 1:44.604
18	11:03:37	25.873 25.873	15.817 41.690	32.735 1:14.425	228,8	8:45.859 PIT EXIT
19	11:05:26	29.934 29.934	15.944 45.878	31.451 1:17.329	229,3	31.935 1:49.264
20	11:07:10	25.521 25.521	15.669 41.190	30.442 1:11.632	230,8	31.787 1:43.419
21	11:08:53	25.505 25.505	15.594 41.099	30.543 1:11.642	233,3	31.738 1:43.380
22	11:10:36	25.419 25.419	15.494 40.913	30.447 1:11.360	234,8	31.822 1:43.182
23	11:12:20	25.337 25.337	15.695 41.032	30.481 1:11.513	233,8	31.886 1:43.399



CIRCUITO DE JEREZ - TEST POST RACE WSBK
Wednesday, October 23rd 2024
ANALYSIS
150.- Oli BAYLISS - PTR

Lap	Time	IP1	IP2	IP3	VMax	FL
24	11:29:35	26.816 26.816	16.298 43.114	32.940 1:16.054	224,1	15:59.543 PIT EXIT
25	11:31:25	29.982 29.982	16.006 45.988	30.987 1:16.975	230,3	32.476 1:49.451
26	11:33:10	25.883 25.883	15.763 41.646	31.459 1:13.105	231,8	32.205 1:45.310
27	11:34:55	25.837 25.837	15.598 41.435	30.845 1:12.280	232,8	32.152 1:44.432
28	11:36:46	25.632 25.632	15.809 41.441	35.406 1:16.847	231,8	34.635 1:51.482
29	11:38:31	25.811 25.811	15.658 41.469	30.547 1:12.016	233,8	32.660 1:44.676
30	11:40:15	25.691 25.691	15.714 41.405	30.536 1:11.941	233,3	32.172 1:44.113
31	12:59:18	27.349 27.349	16.613 43.962	32.931 1:16.893	221,8	1:17:46.261 PIT EXIT
32	13:01:08	30.449 30.449	15.951 46.400	31.211 1:17.611	228,8	32.561 1:50.172
33	13:02:53	25.868 25.868	15.691 41.559	30.950 1:12.509	229,8	32.059 1:44.568
34	13:04:37	25.731 25.731	15.653 41.384	30.721 1:12.105	232,3	32.254 1:44.359
35	13:06:21	25.648 25.648	15.670 41.318	30.776 1:12.094	233,3	32.262 1:44.356
36	13:08:06	26.102 26.102	15.848 41.950	30.843 1:12.793	232,3	32.226 1:45.019
37	13:09:51	25.733 25.733	15.659 41.392	30.713 1:12.105	231,3	32.178 1:44.283
38	13:11:35	25.883 25.883	15.757 41.640	30.815 1:12.455	231,3	32.020 1:44.475
39	13:13:20	26.290 26.290	15.698 41.988	30.869 1:12.857	230,8	32.242 1:45.099
40	13:15:04	25.655 25.655	15.734 41.389	30.764 1:12.153	230,3	32.004 1:44.157
41		26.842 26.842	16.963 43.805	32.821 1:16.626	214,7	-----

Mejor Sectores	FL - IP1	IP1 - IP2	IP2 - IP3	IP3 - FL
	25.337	15.494	30.442	31.738



Jerez - 4423 m



297

CIRCUITO DE JEREZ - TEST POST RACE WSBK
Wednesday, October 23rd 2024
ANALYSIS
297.- Xavi VIERGE XV3 - Team HRC WSBK

Lap	Time	IP1	IP2	IP3	VMax	FL
1	12:24:29	29.421 29.421	15.207 44.628	30.940 1:15.568	265,4	31.112 1:46.680
2	12:26:10	25.158 25.158	14.786 39.944	30.161 1:10.105	266,7	30.907 1:41.012
3	12:27:51	24.907 24.907	14.780 39.687	30.055 1:09.742	265,4	30.781 1:40.523
4	12:29:32	24.995 24.995	14.799 39.794	30.410 1:10.204	267,3	30.930 1:41.134
5	12:31:12	24.884 24.884	14.785 39.669	29.981 1:09.650	268,7	30.705 1:40.355
6	12:53:17	27.329 27.329	16.647 43.976	33.329 1:17.305	218,6	20:47.415 PIT EXIT
7	12:55:07	33.214 33.214	15.229 48.443	30.702 1:19.145	263,4	30.999 1:50.144
8	12:56:48	25.159 25.159	14.865 40.024	30.058 1:10.082	266,7	30.673 1:40.755
9	12:58:28	25.011 25.011	14.785 39.796	29.918 1:09.714	266	30.684 1:40.398
10	13:00:09	24.961 24.961	14.838 39.799	30.024 1:09.823	266,7	30.804 1:40.627
11	13:01:49	24.955 24.955	14.835 39.790	30.001 1:09.791	266,7	30.813 1:40.604
12	13:09:27	26.461 26.461	15.815 42.276	31.865 1:14.141	261,5	6:23.790 PIT EXIT
13	13:11:15	31.012 31.012	15.052 46.064	30.317 1:16.381	264,7	30.915 1:47.296
14	13:12:55	24.946 24.946	14.759 39.705	30.008 1:09.713	266	30.704 1:40.417
15	13:14:35	24.823 24.823	14.760 39.583	29.898 1:09.481	264,7	30.636 1:40.117
16	13:16:16	24.918 24.918	14.838 39.756	30.034 1:09.790	267,3	30.806 1:40.596
17	13:17:56	24.991 24.991	14.788 39.779	29.939 1:09.718	267,3	30.774 1:40.492
18	15:02:18	28.145 28.145	16.285 44.430	33.144 1:17.574	230,3	1:43:04.094 PIT EXIT
19	15:04:06	29.846 29.846	15.323 45.169	31.515 1:16.684	262,8	31.228 1:47.912
20	15:05:46	25.063 25.063	14.765 39.828	29.961 1:09.789	267,3	30.798 1:40.587
21	15:07:27	25.077 25.077	14.815 39.892	29.954 1:09.846	267,3	30.837 1:40.683
22	15:09:08	24.940 24.940	14.860 39.800	30.009 1:09.809	266	30.846 1:40.655
23	15:10:48	25.045 25.045	14.805 39.850	30.047 1:09.897	269,3	30.870 1:40.767



Jerez - 4423 m



297

CIRCUITO DE JEREZ - TEST POST RACE WSBK
Wednesday, October 23rd 2024
ANALYSIS
297.- Xavi VIERGE XV3 - Team HRC WSBK

Lap	Time	IP1	IP2	IP3	VMax	FL
24	15:12:29	25.223 25.223	14.804 40.027	30.084 1:10.111	266,7	30.843 1:40.954
25	15:14:10	25.057 25.057	14.833 39.890	30.059 1:09.949	266	30.864 1:40.813
26	15:15:51	25.038 25.038	14.793 39.831	30.020 1:09.851	268,7	30.883 1:40.734
27	15:17:31	24.967 24.967	14.822 39.789	30.005 1:09.794	266,7	30.794 1:40.588
28	15:19:12	25.105 25.105	14.853 39.958	30.134 1:10.092	267,3	30.771 1:40.863
29	15:20:53	25.008 25.008	14.782 39.790	30.024 1:09.814	266	30.740 1:40.554
30	17:12:15	28.729 28.729	17.144 45.873	33.763 1:19.636	214,7	1:50:02.226 PIT EXIT
31	17:14:00	28.621 28.621	14.960 43.581	30.419 1:14.000	265,4	30.877 1:44.877
32	17:15:40	24.831 24.831	14.654 39.485	29.806 1:09.291	266,7	30.589 1:39.880
33	17:17:19	24.772 24.772	14.687 39.459	29.826 1:09.285	267,3	30.603 1:39.888
34		29.325 29.325	16.219 45.544	33.268 1:18.812	233,8	-----

Mejor Sectores	FL - IP1	IP1 - IP2	IP2 - IP3	IP3 - FL
	24.772	14.654	29.806	30.589