

4657 m.

MOTUL SOLIDARITY GRAND PRIX OF BARCELONA

Free Practice Nr. 1

Classification

3

	Rider	Nation	Team	Motorcycle	Time	Lap	Total	Gap	Top Speed
1	30 Takaaki NAKAGAMI	JPN	IDEMITSU Honda LCR	HONDA	1'40.501	16	18		345.0
2	31 Pedro ACOSTA	SPA	Red Bull GASGAS Tech3	KTM	1'40.912	7	16	0.411 0.411	355.2
3	73 Alex MARQUEZ	SPA	Gresini Racing MotoGP	DUCATI	1'40.915	8	20	0.414 0.003	347.2
4	33 Brad BINDER	RSA	Red Bull KTM Factory Racing	KTM	1'40.952	19	22	0.451 0.037	356.4
5	89 Jorge MARTIN	SPA	Prima Pramac Racing	DUCATI	1'40.971	6	18	0.470 0.019	352.9
6	23 Enea BASTIANINI	ITA	Ducati Lenovo Team	DUCATI	1'41.069	10	22	0.568 0.098	352.9
7	1 Francesco BAGNAIA	ITA	Ducati Lenovo Team	DUCATI	1'41.083	15	18	0.582 0.014	350.6
8	12 Maverick VIÑALES	SPA	Aprilia Racing	APRILIA	1'41.127	9	21	0.626 0.044	349.5
9	43 Jack MILLER	AUS	Red Bull KTM Factory Racing	KTM	1'41.178	17	19	0.677 0.051	352.9
10	93 Marc MARQUEZ	SPA	Gresini Racing MotoGP	DUCATI	1'41.196	10	19	0.695 0.018	348.3
11	20 Fabio QUARTARARO	FRA	Monster Energy Yamaha MotoGP	YAMAHA	1'41.246	18	20	0.745 0.050	350.6
12	10 Luca MARINI	ITA	Repsol Honda Team	HONDA	1'41.359	9	21	0.858 0.113	348.3
13	21 Franco MORBIDELLI	ITA	Prima Pramac Racing	DUCATI	1'41.396	15	20	0.895 0.037	354.0
14	41 Aleix ESPARGARO	SPA	Aprilia Racing	APRILIA	1'41.398	8	17	0.897 0.002	354.0
15	5 Johann ZARCO	FRA	CASTROL Honda LCR	HONDA	1'41.481	10	20	0.980 0.083	349.5
16	72 Marco BEZZECCHI	ITA	Pertamina Enduro VR46 Racing Te	DUCATI	1'41.508	14	18	1.007 0.027	350.6
17	42 Alex RINS	SPA	Monster Energy Yamaha MotoGP	YAMAHA	1'41.653	18	19	1.152 0.145	347.2
18	37 Augusto FERNANDEZ	SPA	Red Bull GASGAS Tech3	KTM	1'41.711	9	17	1.210 0.058	349.5
19	36 Joan MIR	SPA	Repsol Honda Team	HONDA	1'41.717	8	21	1.216 0.006	351.7
20	51 Michele PIRRO	ITA	Pertamina Enduro VR46 Racing Te	DUCATI	1'41.898	12	15	1.397 0.181	343.9
21	88 Miguel OLIVEIRA	POR	Trackhouse Racing	APRILIA	1'41.938	8	19	1.437 0.040	352.9
22	25 Raul FERNANDEZ	SPA	Trackhouse Racing	APRILIA	1'42.070	6	18	1.569 0.132	347.2
23	6 Stefan BRADL	GER	HRC Test Team	HONDA	1'42.270	8	19	1.769 0.200	346.1

Practice condition: Dry

Air: 13°

Humidity: 73%

Ground: 14°

Fastest Lap:	Lap: 16	Takaaki NAKAGAMI	1'40.501	166.8 Km/h
Best Race Lap:	2024	Pedro ACOSTA	1'39.664	168.2 Km/h
All-Time Lap Record:	2024	Aleix ESPARGARO	1'38.190	170.7 Km/h

The results are provisional until the end of the limit for protest and appeals.

Time limit for protest expires 60' after publication of the results - Time:

These data/results cannot be reproduced, stored and/or transmitted in whole or in part by any manner of electronic, mechanical, photocopying, recording, broadcasting or otherwise now known or herein after developed without the previous express consent by the copyright owner, except for reproduction in daily press and regular printed publications on sale to the public within 60 days of the event related to those data/results and always provided that copyright symbol appears together as follows below.

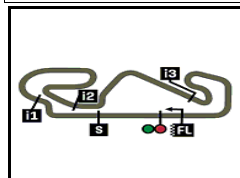
© DORNA, 2024

Official MotoGP Timing by TISSOT

www.motogp.com

Barcelona, Friday, November 15, 2024





4657 m.

MOTUL SOLIDARITY GRAND PRIX OF BARCELONA

Free Practice Nr. 1

Top Speed & Average

4



Rider	Nation	Motorcycle	Top 5 speeds					Average	Top
33 Brad BINDER	RSA	KTM	356.4	355.2	352.9	351.7	351.7	353.0	356.4
31 Pedro ACOSTA	SPA	KTM	355.2	352.9	351.7	351.7	351.7	352.3	355.2
21 Franco MORBIDELLI	ITA	DUCATI	354.0	350.6	350.6	349.5	349.5	350.5	354.0
41 Aleix ESPARGARO	SPA	APRILIA	354.0	352.9	351.7	350.6	350.6	352.0	354.0
23 Enea BASTIANINI	ITA	DUCATI	352.9	352.9	351.7	351.7	351.7	352.1	352.9
43 Jack MILLER	AUS	KTM	352.9	351.7	347.2	347.2	347.2	349.2	352.9
88 Miguel OLIVEIRA	POR	APRILIA	352.9	351.7	351.7	348.3	348.3	350.6	352.9
89 Jorge MARTIN	SPA	DUCATI	352.9	352.9	352.9	351.7	351.7	352.4	352.9
36 Joan MIR	SPA	HONDA	351.7	351.7	349.5	347.2	347.2	349.5	351.7
1 Francesco BAGNAIA	ITA	DUCATI	350.6	350.6	350.6	350.6	349.5	350.1	350.6
20 Fabio QUARTARARO	FRA	YAMAHA	350.6	346.1	346.1	346.1	345.0	346.1	350.6
72 Marco BEZZECCHI	ITA	DUCATI	350.6	349.5	347.2	347.2	346.1	347.8	350.6
5 Johann ZARCO	FRA	HONDA	349.5	347.2	346.1	345.0	345.0	346.3	349.5
12 Maverick VIÑALES	SPA	APRILIA	349.5	349.5	348.3	348.3	347.2	348.3	349.5
37 Augusto FERNANDEZ	SPA	KTM	349.5	348.3	347.2	347.2	347.2	347.9	349.5
10 Luca MARINI	ITA	HONDA	348.3	348.3	347.2	347.2	347.2	347.6	348.3
93 Marc MARQUEZ	SPA	DUCATI	348.3	348.3	348.3	348.3	348.3	348.3	348.3
25 Raul FERNANDEZ	SPA	APRILIA	347.2	347.2	347.2	346.1	346.1	346.5	347.2
42 Alex RINS	SPA	YAMAHA	347.2	347.2	346.1	345.0	345.0	345.8	347.2
73 Alex MARQUEZ	SPA	DUCATI	347.2	346.1	346.1	346.1	346.1	346.3	347.2
6 Stefan BRADL	GER	HONDA	346.1	342.8	342.8	342.8	341.7	343.0	346.1
30 Takaaki NAKAGAMI	JPN	HONDA	345.0	345.0	345.0	345.0	343.9	344.8	345.0
51 Michele PIRRO	ITA	DUCATI	343.9	342.8	342.8	342.8	341.7	342.6	343.9

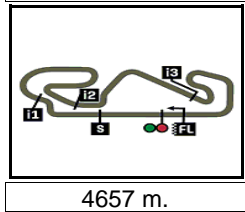
These data/results cannot be reproduced, stored and/or transmitted in whole or in part by any manner of electronic, mechanical, photocopying, recording, broadcasting or otherwise now known or herein after developed without the previous express consent by the copyright owner, except for reproduction in daily press and regular printed publications on sale to the public within 60 days of the event related to those data/results and always provided that copyright symbol appears together as follows below.

© DORNA, 2024

Official MotoGP Timing by TISSOT
www.motogp.com



Barcelona, Friday, November 15, 2024



4657 m.

MOTUL SOLIDARITY GRAND PRIX OF BARCELONA

Free Practice Nr. 1

Chronological Analysis of Performances

5

* Lap / Sector time cancelled

T1 Time from finish line to 1st intermediate

T3 Time from 2nd intermed. to 3rd intermed.

P Crossing the finish line in pit lane

T2 Time from 1st intermed. to 2nd intermed.

T4 Time from 3rd intermediate to finish line

**Tyre data subject to further updates

Lap	Lap Time	T1	T2	T3	T4	Speed	Lap	Lap Time	T1	T2	T3	T4	Speed					
1st	30	Takaaki NAKAGAMI					HONDA	JPN	8	1'54.255	P	16.730	32.172	22.616	42.737	351.7		
		IDEMITSU Honda LCR							Run # 3	Front Tyre Slick-Soft			Rear Tyre Slick-Medium					
		Runs=4		Total laps=18		Full laps=11 Valid laps=10		6 Laps at start							6 Laps at start			
Run # 1	Front Tyre Slick-Soft		Rear Tyre Slick-Medium		New Tyre		New Tyre		9	16'24.567	19.061	34.585	21.400	32.284	204.1			
1	2'30.659	21.212	36.357	22.652	33.562	195.6	10	1'41.673	16.955	32.318	20.799	31.601	349.5					
2	1'45.012	*	17.753	33.569*	21.492*	32.198	341.7	11	1'40.950	16.763	32.086	20.636	31.465	350.6				
3	1'53.974	P	17.331	32.579*	21.241*	42.823	345.0	12	1'41.768	*	16.606*	32.516	20.831	31.815	349.5			
Run # 2	Front Tyre Slick-Soft		Rear Tyre Slick-Medium		3 Laps at start		3 Laps at start		13	1'41.121	16.672	32.175	20.681	31.593	349.5			
4	11'01.555	P	19.781	34.051	21.641	32.193	210.1	14	1'45.452	*	17.758*	34.778	20.917	31.999	351.7			
5	1'43.177	17.477	32.613	21.356	31.731	332.3	15	1'41.282	16.766	32.235	20.768	31.513	352.9					
6	1'42.385	17.138	32.327	21.121	31.799	345.0	16	1'47.676	*	17.790*	35.383	21.841*	32.662	355.2				
7	1'41.680	17.093	32.139	20.957	31.491	333.3	3rd	73	Alex MARQUEZ					DUCATI	SPA			
8	1'41.322	16.998	32.072	20.857	31.395	336.4			Gresini Racing MotoGP									
9	1'53.390	P	17.072	32.244	21.194	42.880	337.5			Runs=3 Total laps=20 Full laps=15 Valid laps=12								
Run # 3	Front Tyre Slick-Soft		Rear Tyre Slick-Medium		9 Laps at start		9 Laps at start		Run # 1	Front Tyre Slick-Soft		Rear Tyre Slick-Medium		New Tyre		New Tyre		
10	8'27.854	20.516	34.237	21.603	32.580	195.2	1	2'09.759	20.582	35.691	22.223	33.895	205.3					
11	1'42.598	17.376	32.573	20.965	31.684	341.7	2	1'44.534	*	17.683	33.436*	21.416*	31.999	340.6				
Run # 4	Front Tyre Slick-Soft		Rear Tyre Slick-Medium		New Tyre		New Tyre		3	1'42.044	17.119	32.440	20.948	31.537	345.0			
12	8'58.749	*	21.367*	35.985	22.109	32.829	180.9	4	1'59.715	P	18.928*	35.525*	22.391*	42.871	291.8			
13	1'43.934	17.711	32.944	21.362	31.917	341.7	Run # 2	Front Tyre Slick-Soft		Rear Tyre Slick-Medium		4 Laps at start		4 Laps at start				
14	1'42.294	17.255	32.650	20.936	31.453	341.7	5	9'50.802	P	19.427	34.686	21.271	32.099	218.1				
15	1'40.970	17.005	31.939	20.704	31.322	342.8	6	1'42.033	17.124	32.395	20.899	31.615	346.1					
16	1'40.501	16.961	31.815	20.539	31.186	343.9	7	1'41.264	*	16.965	31.998	20.743	31.558*	346.1				
17	1'40.765	16.849	31.896	20.640	31.380	345.0	8	1'40.915	16.838	31.887	20.750	31.440	345.0					
18	1'47.379	*	16.991*	35.967	21.736	32.685	345.0	9	1'41.047	16.898	32.063	20.630	31.456	345.0				
2nd	31	Pedro ACOSTA					KTM	SPA	10	1'40.989	16.736	32.109	20.665	31.479	346.1			
		Red Bull GASGAS Tech3							11	1'45.386	*	17.055*	34.097	21.728	32.506	346.1		
		Runs=3		Total laps=16		Full laps=11 Valid laps=9		12	1'51.326	P	17.048	32.092	20.788	41.398	347.2			
Run # 1	Front Tyre Slick-Soft		Rear Tyre Slick-Medium		New Tyre		New Tyre		Run # 3	Front Tyre Slick-Soft		Rear Tyre Slick-Medium		12 Laps at start		12 Laps at start		
1	2'11.745	20.582	35.865	21.751	33.858	213.4	13	12'59.225	22.142	33.746	21.426	32.343	188.8					
2	1'44.779	*	17.421	33.535*	21.394*	32.429	346.1	14	1'42.542	17.167	32.648	20.961	31.766	345.0				
unfinished	17.521	35.337	326.2					15	1'41.436	16.985	32.192	20.783	31.476	343.9				
Run # 2	Front Tyre Slick-Soft		Rear Tyre Slick-Medium		New Tyre		New Tyre		16	1'41.382	16.841	32.171	20.788	31.582	345.0			
3	14'07.801	P	18.697	35.099	21.417	33.113	215.5	17	1'43.880	16.995	32.720	21.609	32.556	346.1				
4	1'43.183	17.423	32.788	21.180	31.792	351.7	18	1'41.416	16.832	32.173	20.730	31.681	345.0					
5	1'41.536	16.888	32.196	20.869	31.583	351.7	19	1'46.147	17.461	34.254	22.363	32.069	346.1					
6	1'42.665	*	16.879*	33.152	20.823	31.811	351.7	20	1'41.691	17.039	32.223	20.784	31.645	343.9				
7	1'40.912	16.638	32.043	20.697	31.534	351.7												

Fastest Lap: Takaaki NAKAGAMI IDEMITSU Honda LC JPN **1'40.501** 16.961 31.815 20.539 31.186

These data/results cannot be reproduced, stored and/or transmitted in whole or in part by any manner of electronic, mechanical, photocopying, recording, broadcasting or otherwise now known or herein after developed without the previous express consent by the copyright owner, except for reproduction in daily press and regular printed publications on sale to the public within 60 days of the event related to those data/results and always provided that copyright symbol appears together as follows below.
© DORNA, 2024

Free Practice Nr. 1

MotoGP

Lap	Lap Time	T1	T2	T3	T4	Speed	Lap	Lap Time	T1	T2	T3	T4	Speed							
4th	33	Brad BINDER				KTM	RSA	Run #	4	Front Tyre Slick-Soft				Rear Tyre Slick-Medium						
Red Bull KTM Factory Racing							14 Laps at start							14 Laps at start						
Runs=3 Total laps=22 Full laps=17 Valid laps=15																				
Run #	1	Front Tyre Slick-Soft		Rear Tyre Slick-Medium			Run #	1	Front Tyre Slick-Soft		Rear Tyre Slick-Medium									
New Tyre							New Tyre													
1	2'10.781	20.944	36.361	22.517	33.129	214.7	15	9'20.028	20.158	34.907	22.168	33.365	211.3							
2	1'45.667	*	17.748	33.662*	21.861*	32.396	328.2	16	1'42.080	16.985	32.444	20.903	31.748	349.5						
3	1'43.270		17.458	32.805	21.203	31.804	332.3	17	1'41.711	16.839	32.329	20.863	31.680	348.3						
4	2'00.058	P	19.296*	35.060*	22.081*	43.621	293.4	18	1'41.713	16.802	32.285	20.900	31.726	348.3						
6th	23	Enea BASTIANINI				DUCATI	ITA	Run #	1	Front Tyre Slick-Soft				Rear Tyre Slick-Medium						
Ducati Lenovo Team							Runs=3 Total laps=22 Full laps=17 Valid laps=14													
Run #	1	Front Tyre Slick-Soft		Rear Tyre Slick-Medium			Run #	1	Front Tyre Slick-Soft		Rear Tyre Slick-Medium									
New Tyre							New Tyre													
1	2'29.735	19.683	35.113	22.383	33.461	211.3	1	2'29.735	19.683	35.113	22.383	33.461	211.3							
2	1'44.182	*	17.475	33.328*	21.310*	32.069	349.5	2	1'44.182	*	17.475	33.328*	21.310*	32.069	349.5					
3	1'54.190	P	17.159	32.745*	21.378*	42.908	348.3	3	1'54.190	P	17.159	32.745*	21.378*	42.908	348.3					
5th	89	Jorge MARTIN				DUCATI	SPA	Run #	2	Front Tyre Slick-Soft				Rear Tyre Slick-Medium						
Prima Pramac Racing							Runs=4 Total laps=18 Full laps=11 Valid laps=8													
Run #	1	Front Tyre Slick-Soft		Rear Tyre Slick-Medium			Run #	2	Front Tyre Slick-Soft		Rear Tyre Slick-Medium									
New Tyre							New Tyre													
1	2'23.203	18.805	33.971	21.898	32.458	219.0	1	2'23.203	18.805	33.971	21.898	32.458	219.0							
2	1'42.241	17.023	32.819	20.821	31.578	352.9	2	1'42.241	17.023	32.819	20.821	31.578	352.9							
3	1'54.610	P	16.951	32.972	21.879	42.808	352.9	3	1'54.610	P	16.951	32.972	21.879	42.808	352.9					
7th	1	Francesco BAGNAIA				DUCATI	ITA	Run #	3	Front Tyre Slick-Soft				Rear Tyre Slick-Medium						
Ducati Lenovo Team							Runs=4 Total laps=18 Full laps=11 Valid laps=10													
Run #	1	Front Tyre Slick-Soft		Rear Tyre Slick-Medium			Run #	3	Front Tyre Slick-Soft		Rear Tyre Slick-Medium									
New Tyre							New Tyre													
1	2'37.895	20.084	34.882	22.361	32.658	206.1	1	2'37.895	20.084	34.882	22.361	32.658	206.1							
2	1'43.183	*	17.349	32.714*	21.243*	31.877	347.2	2	1'43.183	*	17.349	32.714*	21.243*	31.877	347.2					
3	1'53.540	P	17.056	32.515*	21.259*	42.710	346.1	3	1'53.540	P	17.056	32.515*	21.259*	42.710	346.1					

Fastest Lap: Takaaki NAKAGAMI IDEMITSU Honda LC JPN 1'40.501 16.961 31.815 20.539 31.186

These data/results cannot be reproduced, stored and/or transmitted in whole or in part by any manner of electronic, mechanical, photocopying, recording, broadcasting or otherwise now known or herein after developed without the previous express consent by the copyright owner, except for reproduction in daily press and regular printed publications on sale to the public within 60 days of the event related to those data/results and always provided that copyright symbol appears together as follows below.
© DORNA, 2024

Official MotoGP Timing by TISSOT
www.motogp.com



Barcelona, Friday, November 15, 2024

Free Practice Nr. 1

MotoGP

Lap	Lap Time	T1	T2	T3	T4	Speed	Lap	Lap Time	T1	T2	T3	T4	Speed					
Run # 3	Front Tyre Slick-Soft			Rear Tyre Slick-Medium			Run # 2	Front Tyre Slick-Soft			Rear Tyre Slick-Medium							
9 Laps at start						9 Laps at start						4 Laps at start						
10	10'02.604	19.986	34.191	21.725	32.482	197.0	5	9'35.031	P 19.097	33.929	21.841	32.635	222.2					
11	1'42.797	17.199	32.614	20.974	32.010	348.3	6	1'43.025	17.409	32.615	21.056	31.945	352.9					
12	1'41.827	16.925	32.441	20.791	31.670	349.5	7	1'42.286	17.288	32.323	20.916	31.759	351.7					
13	1'41.610	16.909	32.321	20.764	31.616	350.6	8	1'56.102	P 17.160	34.495	22.020	42.427	345.0					
14	1'41.409	16.821	32.244	20.719	31.625	350.6	Run # 3	Front Tyre Slick-Soft			Rear Tyre Slick-Medium							
15	1'41.083	16.782	32.127	20.648	31.526	350.6	8 Laps at start						8 Laps at start					
16	1'54.399	P 16.813	32.237	21.678	43.671	349.5	9	10'48.651	19.204	33.921	21.840	32.888	216.0					
Run # 4	Front Tyre Slick-Soft			Rear Tyre Slick-Medium			10	1'43.017	17.290	32.692	20.940	32.095	343.9					
16 Laps at start						16 Laps at start						11	1'48.937	* 20.821*	34.491	21.312	32.313	343.9
17	7'17.535	18.801	33.258	21.153	31.961	225.4	12	1'43.043	17.360	32.595	21.007	32.081	342.8					
18	1'41.896	16.909	32.528	20.845	31.614	349.5	13	1'42.439	17.124	32.436	20.873	32.006	342.8					
							14	1'56.045	P 17.439	33.759	22.410	42.437	340.6					

8th 12 **Maverick VIÑALES** APRILIA SPA
Aprilia Racing
Runs=4 Total laps=21 Full laps=14 Valid laps=13

Run #	Front Tyre	Slick-Soft	Rear Tyre	Slick-Medium	New Tyre	New Tyre					
1	2'38.983	19.530	33.827	21.704	32.135	218.6					
2	1'42.550	* 17.110	32.640*	21.119*	31.681	346.1					
3	1'56.435	P 17.446	32.550	21.393*	45.046	349.5					
Run # 2	Front Tyre Slick-Soft			Rear Tyre Slick-Medium							
3 Laps at start						3 Laps at start					
4	10'38.994	P 19.331	33.793	21.436	32.182	221.3					
5	1'42.603	17.301	32.517	21.115	31.670	346.1					
6	1'41.991	17.243	32.221	20.816	31.711	347.2					
7	1'41.532	17.043	32.139	20.868	31.482	346.1					
8	1'41.197	17.012	31.963	20.768	31.454	346.1					
9	1'41.127	16.857	32.068	20.723	31.479	346.1					
10	1'53.855	P 16.875	32.070	22.118	42.792	346.1					

Run #	Front Tyre	Slick-Soft	Rear Tyre	Slick-Medium	10 Laps at start	10 Laps at start					
11	6'46.045	19.344	33.531	21.654	32.440	210.5					
12	1'43.054	17.378	32.526	21.238	31.912	343.9					
13	1'41.968	17.051	32.282	20.920	31.715	343.9					
14	1'42.374	17.460	32.273	20.940	31.701	343.9					
15	1'41.552	16.891	32.210	20.851	31.600	345.0					
16	1'55.940	P 18.218	34.050	21.572	42.100	345.0					
Run # 3	Front Tyre Slick-Soft			Rear Tyre Slick-Medium							
10 Laps at start						10 Laps at start					
17	5'51.367	19.345	33.451	21.441	32.097	210.5					
18	1'42.679	17.357	32.584	21.084	31.654	348.3					
19	1'41.659	17.025	32.250	20.764	31.620	348.3					
20	1'41.635	16.855	32.278	20.889	31.613	347.2					
21	1'41.398	16.775	32.158	20.866	31.599	349.5					

9th 43 **Jack MILLER** KTM AUS
Red Bull KTM Factory Racing
Runs=4 Total laps=19 Full laps=12 Valid laps=10

Run #	Front Tyre	Slick-Soft	Rear Tyre	Slick-Medium	New Tyre	New Tyre
1	2'10.630	20.671	35.649	22.231	33.825	212.1
2	1'45.594	* 17.616	33.648*	21.693*	32.637	331.2
3	1'42.944	17.225	32.616	21.103	32.000	347.2
4	1'58.882	P 19.032*	34.454*	22.470*	42.926	280.5

Run #	Front Tyre	Slick-Medium	Rear Tyre	Slick-Medium	New Tyre	New Tyre
15	6'22.511	19.379	34.202	23.739	32.398	222.2
16	1'41.828	17.223	32.231	20.680	31.694	346.1
17	1'41.178	16.953	31.978	20.658	31.589	347.2
18	1'41.630	16.975	32.093	20.807	31.755	346.1
19	1'41.457	16.923	32.148	20.724	31.662	347.2

10th 93 **Marc MARQUEZ** DUCATI SPA
Gresini Racing MotoGP
Runs=3 Total laps=19 Full laps=14 Valid laps=13

Run #	Front Tyre	Slick-Soft	Rear Tyre	Slick-Medium	New Tyre	New Tyre					
1	2'14.558	20.742	35.050	22.455	33.031	177.9					
2	1'43.761	17.542	33.147	21.036	32.036	343.9					
3	1'58.032	P 17.158	34.692	24.228	41.954	348.3					
Run # 2	Front Tyre Slick-Soft			Rear Tyre Slick-Medium							
3 Laps at start						3 Laps at start					
4	11'54.918	P 20.097	34.461	22.011	32.883	193.2					
5	1'43.123	17.444	32.794	21.028	31.857	343.9					
6	1'42.424	17.102	32.603	20.883	31.836	346.1					
7	1'41.631	17.005	32.254	20.696	31.676	348.3					
8	1'41.325	16.917	32.194	20.693	31.521	348.3					
9	1'43.695	16.910	33.147	21.327	32.311	348.3					
10	1'41.196	16.838	32.137	20.611	31.610	348.3					
11	1'56.806	P 17.423	34.949	22.091	42.343	345.0					

Run #	Front Tyre	Slick-Soft	Rear Tyre	Slick-Medium	11 Laps at start	11 Laps at start
12	13'27.690	19.734	34.355	21.495	32.501	201.4
13	1'44.491	17.289	33.427	21.677	32.098	345.0
14	1'42.467	17.096	32.535	20.849	31.987	347.2
15	1'41.753	16.939	32.298	20.795	31.721	346.1
16	1'41.725	16.836	32.305	20.793	31.791	347.2
17	1'41.761	16.901	32.298	20.806	31.756	346.1
18	1'41.945	16.877	32.404	20.731	31.933	346.1
19	1'41.466	16.756	32.272	20.742	31.696	348.3

Fastest Lap: Takaaki NAKAGAMI IDEMITSU Honda LC JPN **1'40.501** 16.961 31.815 20.539 31.186

These data/results cannot be reproduced, stored and/or transmitted in whole or in part by any manner of electronic, mechanical, photocopying, recording, broadcasting or otherwise now known or herein after developed without the previous express consent by the copyright owner, except for reproduction in daily press and regular printed publications on sale to the public within 60 days of the event related to those data/results and always provided that copyright symbol appears together as follows below.
© DORNA, 2024



Free Practice Nr. 1

MotoGP

Lap	Lap Time	T1	T2	T3	T4	Speed	Lap	Lap Time	T1	T2	T3	T4	Speed
11th	20	Fabio QUARTARARO YAMAHA FRA				18	1'49.379	16.835	33.968	22.053	36.523	343.9	
		Monster Energy Yamaha MotoGP Team				19	1'42.218	17.073	32.429	20.968	31.748	339.6	
	Runs=3 Total laps=20 Full laps=14 Valid laps=11				20	1'41.908	16.842	32.364	21.016	31.686	348.3		
	Run # 1	Front Tyre	Slick-Soft	Rear Tyre	Slick-Medium			New Tyre		New Tyre			
	1	3'04.612	20.520	35.507	22.375	32.908	225.9						
	2	1'45.501	* 18.331*	33.650	21.364	32.156	336.4						
	3	1'56.913	P 17.331	33.296*	23.683*	42.603	339.6						
	Run # 2	Front Tyre	Slick-Soft	Rear Tyre	Slick-Medium			3 Laps at start		3 Laps at start			
	4	10'16.358	P 19.164	33.867	21.419	32.178	226.8						
	5	1'45.371	* 18.946*	33.707	21.023	31.695	345.0						
	6	1'41.703	17.062	32.188	20.922	31.531	346.1						
	7	1'57.574	29.335	35.419	21.063	31.757	350.6						
	8	1'41.466	16.950	32.083	20.868	31.565	345.0						
	9	1'41.339	16.842	32.099	20.816	31.582	346.1						
	10	1'45.665	* 17.675*	35.174	21.092	31.724	345.0						
	11	1'41.324	16.852	32.075	20.840	31.557	342.8						
	12	1'41.276	16.801	32.035	20.833	31.607	341.7						
	13	1'53.823	P 17.070	32.692	22.018	42.043	341.7						
	Run # 3	Front Tyre	Slick-Soft	Rear Tyre	Slick-Medium			13 Laps at start		New Tyre			
	14	9'02.421	19.318	33.882	21.301	32.106	226.8						
15	1'42.142	17.210	32.399	20.825	31.708	340.6							
16	1'41.709	16.960	32.194	21.030	31.525	341.7							
17	1'41.348	16.864	32.186	20.828	31.470	342.8							
18	1'41.246	16.864	32.008	20.761	31.613	343.9							
19	1'44.417	17.203	34.474	20.938	31.802	345.0							
20	1'56.272	P 17.608*	35.080	21.082	42.502	346.1							
13th	21	Franco MORBIDELLI DUCATI ITA				18	1'49.379	16.835	33.968	22.053	36.523	343.9	
		Prima Pramac Racing				19	1'42.218	17.073	32.429	20.968	31.748	339.6	
	Runs=4 Total laps=20 Full laps=13 Valid laps=11				20	1'41.908	16.842	32.364	21.016	31.686	348.3		
	Run # 1	Front Tyre	Slick-Soft	Rear Tyre	Slick-Medium			New Tyre		New Tyre			
	1	2'22.892	22.785	35.730	22.327	33.965	155.1						
	2	1'47.066	* 18.824*	34.935*	21.161*	32.146	349.5						
	3	1'56.572	P 17.291	33.063	21.602*	44.616	348.3						
	Run # 2	Front Tyre	Slick-Soft	Rear Tyre	Slick-Medium			3 Laps at start		3 Laps at start			
	4	11'03.546	P 19.582	33.802	21.283	32.590	214.7						
	5	1'42.821	17.443	32.574	20.952	31.852	350.6						
	6	1'42.029	16.972	32.273	20.928	31.856	349.5						
	7	1'41.625	16.888	32.238	20.839	31.660	350.6						
	8	1'49.652	16.875	35.317	25.424	32.036	349.5						
	9	1'52.466	P 16.882	32.127	20.785	42.672	354.0						
	Run # 3	Front Tyre	Slick-Soft	Rear Tyre	Slick-Medium			9 Laps at start		9 Laps at start			
	10	7'47.104	20.326	34.408	21.684	32.363	185.8						
	11	1'42.713	17.258	32.575	21.002	31.878	343.9						
	12	1'41.931	17.014	32.230	20.899	31.788	348.3						
	13	1'41.923	16.909	32.312	20.960	31.742	347.2						
	14	1'48.865	* 18.883*	37.193	21.047	31.742	347.2						
15	1'41.396	16.814	32.115	20.869	31.598	348.3							
16	2'00.999	P 17.945*	36.250	23.642	43.162	349.5							
Run # 4	Front Tyre	Slick-Soft	Rear Tyre	Slick-Medium			16 Laps at start		16 Laps at start				
17	5'24.467	19.430	33.424	21.296	32.146	210.9							
18	1'42.136	17.066	32.489	20.866	31.715	347.2							
19	1'41.717	16.862	32.240	20.811	31.804	346.1							
20	1'41.488	16.787	32.210	20.755	31.736	348.3							
14th	41	Aleix ESPARGARO APRILIA SPA				18	1'49.379	16.835	33.968	22.053	36.523	343.9	
		Aprilia Racing				19	1'42.218	17.073	32.429	20.968	31.748	339.6	
	Runs=4 Total laps=17 Full laps=9 Valid laps=8				20	1'41.908	16.842	32.364	21.016	31.686	348.3		
	Run # 1	Front Tyre	Slick-Soft	Rear Tyre	Slick-Medium			New Tyre		New Tyre			
	1	2'33.538	20.089	34.931	22.160	33.134	230.2						
	2	1'45.011	* 17.599	33.176*	21.700*	32.536	347.2						
	3	1'53.756	P 17.198	32.725*	21.238*	42.595	350.6						
	Run # 2	Front Tyre	Slick-Soft	Rear Tyre	Slick-Medium			3 Laps at start		3 Laps at start			
	4	10'58.351	P 18.935	33.991	21.598	32.524	233.2						
	5	1'42.696	17.216	32.576	21.074	31.830	351.7						
	6	1'43.271	17.768	32.316	21.310	31.877	354.0						
	7	1'41.542	16.998	32.156	20.796	31.592	352.9						
	8	1'41.398	16.844	32.047	20.981	31.526	350.6						
	9	1'56.382	P 16.941	33.913	22.351	43.177	349.5						
	Run # 3	Front Tyre	Slick-Soft	Rear Tyre	Slick-Medium			9 Laps at start		9 Laps at start			
	10	9'30.866	18.467	33.912	21.597	32.253	211.7						

Fastest Lap: Takaaki NAKAGAMI IDEMITSU Honda LC JPN **1'40.501** 16.961 31.815 20.539 31.186

These data/results cannot be reproduced, stored and/or transmitted in whole or in part by any manner of electronic, mechanical, photocopying, recording, broadcasting or otherwise now known or herein after developed without the previous express consent by the copyright owner, except for reproduction in daily press and regular printed publications on sale to the public within 60 days of the event related to those data/results and always provided that copyright symbol appears together as follows below.
© DORNA, 2024



Free Practice Nr. 1

MotoGP

Lap	Lap Time	T1	T2	T3	T4	Speed	Lap	Lap Time	T1	T2	T3	T4	Speed
11	1'42.684	17.220	32.541	21.080	31.843	348.3	8	1'52.586 P	16.987	32.102	20.851	42.646	343.9
12	1'42.001	16.965	32.362	20.890	31.784	348.3	Run # 3 Front Tyre Slick-Soft Rear Tyre Slick-Medium						
13	1'41.558	16.856	32.206	20.873	31.623	349.5	8 Laps at start 8 Laps at start						
14	1'41.843	16.878	32.205	20.930	31.830	349.5	9	7'15.713	27.953	35.229	22.764	32.823	69.4
15	1'58.410 P	19.056*	34.480	22.516	42.358	349.5	10	1'43.035	17.252	32.794	21.052	31.937	342.8
Run # 4 Front Tyre Slick-Soft Rear Tyre Slick-Medium							11	1'41.941	16.983	32.190	21.089	31.679	345.0
15 Laps at start 15 Laps at start							12	1'41.802	16.924	32.318	20.969	31.591	345.0
16	7'23.628	19.926	34.316	22.524	33.306	211.7	13	1'41.774 *	17.067*	32.240*	20.960	31.507	347.2
17	1'57.790 P	17.539	34.199	22.127	43.925	342.8	14	1'41.508	17.002	32.166	20.863	31.477	346.1
15th 5 Johann ZARCO HONDA FRA							15	1'52.970 P	17.074	32.248	20.944	42.704	347.2
CASTROL Honda LCR							Run # 4 Front Tyre Slick-Soft Rear Tyre Slick-Medium						
Runs=4 Total laps=20 Full laps=13 Valid laps=10							15 Laps at start 15 Laps at start						
Run # 1 Front Tyre Slick-Soft Rear Tyre Slick-Medium							16	10'02.373	23.952	34.719	21.729	33.743	209.3
New Tyre New Tyre							17	1'43.878	17.612	33.152	21.141	31.973	337.5
1	2'07.517	20.407	35.410	22.541	32.638	210.5	18	1'42.089	17.039	32.394	20.958	31.698	349.5
2	1'43.768	17.798	32.986	21.490	31.494	340.6	17th 42 Alex RINS YAMAHA SPA						
3	1'42.493	17.242	32.569	21.037	31.645	345.0	Monster Energy Yamaha MotoGP Team						
4	1'58.753 P	18.408*	35.529*	22.509*	42.307	325.3	Runs=4 Total laps=19 Full laps=12 Valid laps=11						
Run # 2 Front Tyre Slick-Soft Rear Tyre Slick-Medium							Run # 1 Front Tyre Slick-Soft Rear Tyre Slick-Medium						
4 Laps at start 4 Laps at start							** New Tyre ** New Tyre						
5	9'54.837 P	21.024	39.752	21.670	31.967	201.1	1	2'06.499	21.744	35.557	22.832	33.989	140.8
6	1'42.412 *	17.116*	32.620	21.223	31.453	347.2	2	1'46.321	18.696	33.921	21.505	32.199	330.2
7	1'43.660 *	16.987*	32.863	21.022	32.788	349.5	3	1'43.484	17.727	32.718	21.130	31.909	347.2
8	1'41.649	17.093	32.142	20.991	31.423	341.7	4	1'58.086 P	18.214*	34.840*	22.731*	42.301	304.2
9	1'43.296	16.953	32.206	20.974	33.163	343.9	Run # 2 Front Tyre Slick-Soft Rear Tyre Slick-Medium						
10	1'41.481	16.876	32.143	20.942	31.520	343.9	** 4 Laps at start ** 4 Laps at start						
11	1'56.234 P	17.117	33.613	21.909	43.595	345.0	5	9'24.620 P	19.009	33.688	21.480	32.267	215.1
Run # 3 Front Tyre Slick-Soft Rear Tyre Slick-Medium							6	1'45.455 *	18.000*	34.197	21.241	32.017	345.0
11 Laps at start 11 Laps at start							7	1'42.368	17.324	32.408	20.809	31.827	342.8
12	8'17.657	19.157	34.257	21.656	32.448	204.9	8	1'44.935	17.175	33.791	21.666	32.303	345.0
13	1'46.981 *	17.515	33.113*	21.212	35.141	341.7	9	1'42.735	17.107	32.578	20.989	32.061	345.0
14	1'42.510	17.070	32.400	21.224	31.816	345.0	10	2'04.244 P	17.240	32.548	20.926	53.530	343.9
15	1'52.221 P	17.215	32.428	20.930	41.648	346.1	Run # 3 Front Tyre Slick-Soft Rear Tyre Slick-Medium						
Run # 4 Front Tyre Slick-Soft Rear Tyre Slick-Medium							** 10 Laps at start ** 10 Laps at start						
15 Laps at start 15 Laps at start							11	11'54.807	19.723	34.445	21.590	32.734	219.0
16	7'18.569	19.283	34.412	21.425	32.221	202.6	12	1'43.897	17.427	32.984	21.076	32.410	342.8
17	1'44.291	17.677	33.163	21.309	32.142	342.8	13	1'42.621	17.130	32.651	20.987	31.853	343.9
18	1'43.040	17.146	32.695	21.149	32.050	342.8	14	1'42.580	17.055	32.559	21.057	31.909	345.0
19	1'42.888	17.116	32.603	21.183	31.986	342.8	15	1'54.597 P	17.049	33.865	21.752	41.931	342.8
20	1'42.499	17.042	32.581	20.975	31.901	343.9	Run # 4 Front Tyre missing data Rear Tyre missing data						
16th 72 Marco BEZZECCHI DUCATI ITA							** Laps at start ** Laps at start						
Pertamina Enduro VR46 Racing Team							16	5'52.092	19.025	34.682	21.025	31.927	210.9
Runs=4 Total laps=18 Full laps=11 Valid laps=9							17	1'41.894	17.110	32.339	20.813	31.632	346.1
Run # 1 Front Tyre Slick-Soft Rear Tyre Slick-Medium							18	1'41.653	16.938	32.248	20.758	31.709	347.2
New Tyre New Tyre							19	1'41.970	16.921	32.386	20.803	31.860	343.9
1	2'09.235	24.309	36.222	23.057	34.283	113.2	18th 37 Augusto FERNANDEZ KTM SPA						
2	1'53.732 *	23.588	36.530*	21.310*	32.304	350.6	Red Bull GASGAS Tech3						
3	1'55.266 P	17.399	34.136	21.758*	41.973	334.3	Runs=3 Total laps=17 Full laps=12 Valid laps=13						
Run # 2 Front Tyre Slick-Soft Rear Tyre Slick-Medium							Run # 1 Front Tyre Slick-Soft Rear Tyre Slick-Medium						
3 Laps at start 3 Laps at start							New Tyre New Tyre						
4	10'59.028 P	19.636	34.552	21.462	31.930	224.5	1	2'10.703	24.703	37.707	22.950	33.383	127.8
5	1'42.478	17.192	32.625	21.075	31.586	341.7	2	1'45.945 *	18.093	34.056*	21.609*	32.187	314.8
6	1'41.998	17.244	32.262	20.919	31.573	342.8	unfinished 17.566 34.971 311.2						
7	1'41.614	16.961	32.183	20.932	31.538	346.1							

Fastest Lap: Takaaki NAKAGAMI IDEMITSU Honda LC JPN 1'40.501 16.961 31.815 20.539 31.186

These data/results cannot be reproduced, stored and/or transmitted in whole or in part by any manner of electronic, mechanical, photocopying, recording, broadcasting or otherwise now known or herein after developed without the previous express consent by the copyright owner, except for reproduction in daily press and regular printed publications on sale to the public within 60 days of the event related to those data/results and always provided that copyright symbol appears together as follows below.
© DORNA, 2024

Official MotoGP Timing by TISSOT
www.motogp.com



Barcelona, Friday, November 15, 2024

Page 5 of 7

Free Practice Nr. 1

MotoGP

Lap	Lap Time	T1	T2	T3	T4	Speed	Lap	Lap Time	T1	T2	T3	T4	Speed
Run # 2	<i>Front Tyre</i>	<i>Slick-Medium</i>	<i>Rear Tyre</i>	<i>Slick-Soft</i>									
	New Tyre	New Tyre											
3	1'55.580	25.043	35.388	22.347	32.802	184.9	1	2'06.616	21.882	35.736	22.605	33.328	145.3
4	1'43.589	17.549	33.027	21.198	31.815	347.2		unfinished	17.907				333.3
5	1'42.155	17.203	32.356	20.937	31.659	347.2	Run # 2	<i>Front Tyre</i>	<i>Slick-Medium</i>	<i>Rear Tyre</i>	<i>Slick-Medium</i>		
6	1'44.613 *	17.687*	34.066	20.987	31.873	349.5		**	New Tyre	**	New Tyre		
7	1'41.896	17.046	32.267	20.895	31.688	343.9	2	1'55.732	21.598	37.371	22.862	33.901	156.0
8	1'42.586	16.996	32.322	21.076	32.192	347.2	3	1'45.979	19.269	33.209	21.548	31.953	251.7
9	1'41.711	16.935	32.244	20.871	31.661	348.3	4	1'43.966	17.752	32.881	21.330	32.003	325.3
10	1'55.820 P	17.255	34.702	22.013	41.850	345.0	5	1'42.864	17.494	32.558	21.076	31.736	332.3
Run # 3	<i>Front Tyre</i>	<i>Slick-Medium</i>	<i>Rear Tyre</i>	<i>Slick-Soft</i>									
	8 Laps at start	8 Laps at start											
11	12'58.269	20.266	38.677	22.960	36.900	202.6	6	1'42.291	17.279	32.215	20.921	31.876	338.5
12	1'47.378	18.500	34.437	21.855	32.586	315.7	7	1'42.341	17.108	32.291	20.999	31.943	340.6
13	1'43.528	17.388	32.989	21.226	31.925	342.8	8	1'57.131 P	17.448	33.756	22.089	43.838	332.3
14	1'42.315	17.076	32.424	20.913	31.902	342.8	Run # 3	<i>Front Tyre</i>	missing data	<i>Rear Tyre</i>	missing data		
15	1'44.034	17.598	33.285	21.196	31.955	343.9		**	Laps at start	**	Laps at start		
16	1'42.660	17.153	32.496	21.155	31.856	342.8	9	16'07.791	21.809	34.302	24.281	32.576	148.3
17	1'42.258	16.963	32.392	21.001	31.902	342.8	10	1'43.164	17.424	32.817	21.098	31.825	342.8
							11	1'42.303	17.164	32.325	20.993	31.821	342.8
							12	1'41.898	17.091	32.166	20.923	31.718	342.8
							13	1'45.059	17.256	33.769	21.727	32.307	343.9
							14	1'42.537	17.097	32.391	21.071	31.978	341.7
							15	1'42.118	17.032	32.357	20.996	31.733	341.7
19th 36	Joan MIR	HONDA		SPA									
	Repsol Honda Team												
	Runs=4 Total laps=20 Full laps=13 Valid laps=12												
Run # 1	<i>Front Tyre</i>	<i>Slick-Soft</i>	<i>Rear Tyre</i>	<i>Slick-Medium</i>									
	New Tyre	New Tyre											
1	2'08.327	25.820	35.395	24.147	34.223	124.4	21st 88	Miguel OLIVEIRA	APRILIA		POR		
2	1'43.841	17.530	32.962	21.432	31.917	343.9		Trackhouse Racing					
3	1'41.976	17.201	32.370	20.980	31.425	351.7		Runs=4 Total laps=19 Full laps=13 Valid laps=30					
4	1'58.876 P	18.402*	35.314*	22.853*	42.307	326.2	Run # 1	<i>Front Tyre</i>	<i>Slick-Soft</i>	<i>Rear Tyre</i>	<i>Slick-Medium</i>		
								New Tyre	New Tyre				
Run # 2	<i>Front Tyre</i>	<i>Slick-Soft</i>	<i>Rear Tyre</i>	<i>Slick-Medium</i>									
	4 Laps at start	4 Laps at start											
5	9'37.789 P	18.768	33.610	21.496	32.323	230.2	1	2'17.300	20.816	35.759	23.170	33.671	193.2
6	1'42.750	17.280	32.471	21.166	31.833	340.6	2	1'45.611 *	17.777	33.542*	21.697*	32.595	330.2
7	1'41.994	17.001	32.239	21.035	31.719	342.8	3	1'58.548 P	17.347	35.326	22.989*	42.886	339.6
8	1'41.717	16.974	32.120	20.992	31.631	349.5	Run # 2	<i>Front Tyre</i>	<i>Slick-Soft</i>	<i>Rear Tyre</i>	<i>Slick-Medium</i>		
9	1'46.275 *	17.802*	34.898	21.688	31.887	351.7		3 Laps at start	3 Laps at start				
10	1'41.975	17.036	32.227	21.002	31.710	341.7	4	11'11.480 P	19.646	34.714	23.241	32.916	219.5
11	1'55.990 P	17.121	34.477	21.608	42.784	346.1	5	1'43.707	17.645	33.182	21.015	31.865	333.3
Run # 3	<i>Front Tyre</i>	<i>Slick-Soft</i>	<i>Rear Tyre</i>	<i>Slick-Medium</i>									
	11 Laps at start	11 Laps at start											
12	7'48.089	18.350	34.176	21.328	32.068	228.8	6	1'42.374	17.057	32.546	20.951	31.820	345.0
13	1'42.677	17.193	32.497	21.127	31.860	347.2	7	1'42.257	17.098	32.411	20.919	31.829	338.5
14	1'42.330	17.259	32.332	20.996	31.743	345.0	8	1'41.938	16.976	32.313	20.900	31.749	348.3
15	1'52.748 P	16.977	32.340	20.933	42.498	347.2	9	1'42.011	16.931	32.340	20.943	31.797	351.7
Run # 4	<i>Front Tyre</i>	<i>Slick-Soft</i>	<i>Rear Tyre</i>	<i>Slick-Medium</i>									
	15 Laps at start	15 Laps at start											
16	6'35.835	18.947	33.386	21.296	32.145	196.7	10	1'57.302 P	17.598*	34.895	21.671	43.138	347.2
17	1'42.575	17.164	32.576	20.983	31.852	343.9	Run # 3	<i>Front Tyre</i>	<i>Slick-Soft</i>	<i>Rear Tyre</i>	<i>Slick-Medium</i>		
18	1'42.471	17.238	32.499	20.927	31.807	343.9		10 Laps at start	10 Laps at start				
19	1'42.166	16.996	32.420	20.973	31.777	345.0	11	13'19.192	19.826	33.976	21.755	32.532	225.4
20	1'44.372	16.993	33.690	21.554	32.135	346.1	12	1'49.661	17.556	33.359	21.501	37.245	345.0
21	1'56.936 P	17.457	33.404	22.004	44.071	346.1	13	1'43.332	17.339	32.829	21.194	31.970	342.8
							14	1'42.755	17.218	32.615	21.027	31.895	347.2
							15	1'42.484	17.051	32.486	21.096	31.851	348.3
							16	1'42.497	17.172	32.451	20.991	31.883	343.9
							17	1'48.767 *	17.927*	34.387	21.408	35.045	352.9
							18	1'47.112	17.250	32.723	21.186	35.953	347.2
							19	2'00.046 P	18.051*	37.050	21.802	43.143	351.7
Run # 4	<i>Front Tyre</i>	<i>Slick-Soft</i>	<i>Rear Tyre</i>	<i>Slick-Medium</i>									
	19 Laps at start	19 Laps at start											
1	2'17.300	20.816	35.759	23.170	33.671	193.2	Run # 4	<i>Front Tyre</i>	<i>Slick-Soft</i>	<i>Rear Tyre</i>	<i>Slick-Medium</i>		
2	1'45.611 *	17.777	33.542*	21.697*	32.595	330.2		19 Laps at start	19 Laps at start				
20th 51	Michele PIRRO	DUCATI		ITA									
	Pertamina Enduro VR46 Racing Team												
	Runs=3 Total laps=15 Full laps=11 Valid laps=13												
Fastest Lap:	Takaaki NAKAGAMI	IDEMITSU Honda LC	JPN	1'40.501	16.961	31.815	20.539	31.186					

These data/results cannot be reproduced, stored and/or transmitted in whole or in part by any manner of electronic, mechanical, photocopying, recording, broadcasting or otherwise now known or herein after developed without the previous express consent by the copyright owner, except for reproduction in daily press and regular printed publications on sale to the public within 60 days of the event related to those data/results and always provided that copyright symbol appears together as follows below.
© DORNA, 2024

Official MotoGP Timing by TISSOT
www.motogp.com



Barcelona, Friday, November 15, 2024

Page 6 of 7

Free Practice Nr. 1

MotoGP

Lap	Lap Time		T1	T2	T3	T4	Speed	Lap	Lap Time		T1	T2	T3	T4	Speed
3	1'58.548	P	17.347	35.326	22.989*	42.886	339.6	4	1'59.478	P	19.155*	34.374*	22.404*	43.545	288.0
4	11'11.480	P	19.646	34.714	23.241	32.916	219.5	Run # 2		Front Tyre Slick-Soft		Rear Tyre Slick-Medium			
5	1'43.707		17.645	33.182	21.015	31.865	333.3			4 Laps at start		4 Laps at start			
6	1'42.374		17.057	32.546	20.951	31.820	345.0	5	9'32.523	P	19.753	34.092	21.701	32.097	204.1
7	1'42.257		17.098	32.411	20.919	31.829	338.5	6	1'43.152		17.283	32.679	21.324	31.866	329.2
8	1'41.938		16.976	32.313	20.900	31.749	348.3	7	1'42.694		17.355	32.393	21.034	31.912	337.5
9	1'42.011		16.931	32.340	20.943	31.797	351.7	8	1'42.270		17.118	32.372	21.039	31.741	342.8
10	1'57.302	P	17.598*	34.895	21.671	43.138	347.2	9	1'42.387		17.103	32.373	20.957	31.954	335.4
11	13'19.192		19.826	33.976	21.755	32.532	225.4	10	1'59.307	P	17.753*	36.502	21.526	43.526	342.8
12	1'49.661		17.556	33.359	21.501	37.245	345.0	Run # 3		Front Tyre Slick-Soft		Rear Tyre Slick-Medium			
13	1'43.332		17.339	32.829	21.194	31.970	342.8			10 Laps at start		10 Laps at start			
14	1'42.755		17.218	32.615	21.027	31.895	347.2	11	8'17.759		19.537	34.101	21.690	32.644	218.6
15	1'42.484		17.051	32.486	21.096	31.851	348.3	12	1'44.163		17.503	32.953	21.394	32.313	337.5
16	1'42.497		17.172	32.451	20.991	31.883	343.9	13	1'46.833		17.252	32.731	21.195	35.655	341.7
17	1'48.767	*	17.927*	34.387	21.408	35.045	352.9	14	1'44.147		17.379	32.954	21.443	32.371	340.6
18	1'47.112		17.250	32.723	21.186	35.953	347.2	15	1'43.634		17.314	32.773	21.186	32.361	342.8
19	2'00.046	P	18.051*	37.050	21.802	43.143	351.7	16	1'57.884	P	17.909*	35.570	21.893	42.512	341.7

22nd 25 **Raul FERNANDEZ** APRILIA SPA
Trackhouse Racing

Runs=4 Total laps=18 Full laps=11 Valid laps=10

Run #	1	Front Tyre	Slick-Soft	Rear Tyre	Slick-Medium		
		New Tyre		New Tyre			
1	2'46.202	19.956	34.848	22.105	32.547	219.0	
2	1'43.240	*	17.137	32.870*	21.431*	31.802	345.0
3	2'02.082	P	16.999	34.686*	28.255*	42.142	347.2

Run #	2	Front Tyre	Slick-Soft	Rear Tyre	Slick-Medium		
		3 Laps at start		3 Laps at start			
4	11'13.817	P	19.031	33.721	21.669	32.150	219.9
5	1'43.244		17.329	33.010	21.154	31.751	343.9
6	1'42.070		16.924	32.381	21.065	31.700	347.2
7	1'42.551		16.985	32.384	21.041	32.141	346.1
8	1'43.334		16.974	32.466	21.836	32.058	346.1
9	1'42.435		16.988	32.477	21.211	31.759	346.1
10	1'42.376		16.912	32.483	21.038	31.943	346.1
11	1'57.768	P	20.174*	33.783	21.655	42.156	345.0

Run #	3	Front Tyre	Slick-Soft	Rear Tyre	Slick-Medium		
		11 Laps at start		11 Laps at start			
12	11'06.619		20.495	34.192	21.761	32.745	197.4
13	1'44.170		17.514	33.187	21.359	32.110	346.1
14	1'43.049		17.195	32.720	21.168	31.966	347.2
15	1'42.910		17.026	32.726	21.308	31.850	343.9
16	1'43.399		17.117	32.843	21.274	32.165	345.0
17	1'56.739	P	18.897*	33.804	21.646	42.392	341.7

Run #	4	Front Tyre	Slick-Soft	Rear Tyre	Slick-Medium		
		17 Laps at start		17 Laps at start			
18	5'18.660		20.087	34.348	22.503	33.217	200.0

23rd 6 **Stefan BRADL** HONDA GER
HRC Test Team

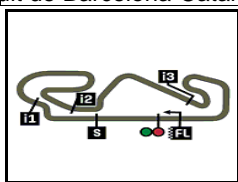
Runs=4 Total laps=19 Full laps=12 Valid laps=11

Run #	1	Front Tyre	Slick-Soft	Rear Tyre	Slick-Medium		
		New Tyre		New Tyre			
1	2'09.919		20.732	36.076	22.474	33.676	215.5
2	1'46.368	*	17.943	33.794*	22.134*	32.497	326.2
3	1'43.276		17.422	32.817	21.140	31.897	329.2

Fastest Lap: Takaaki NAKAGAMI IDEMITSU Honda LC JPN **1'40.501** 16.961 31.815 20.539 31.186

These data/results cannot be reproduced, stored and/or transmitted in whole or in part by any manner of electronic, mechanical, photocopying, recording, broadcasting or otherwise now known or herein after developed without the previous express consent by the copyright owner, except for reproduction in daily press and regular printed publications on sale to the public within 60 days of the event related to those data/results and always provided that copyright symbol appears together as follows below.
© DORNA, 2024





4657 m.

MOTUL SOLIDARITY GRAND PRIX OF BARCELONA

Free Practice Nr. 1

Best Partial Times

MotoGP™

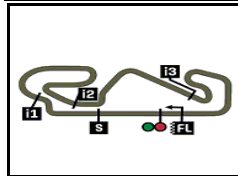
IT Ideal Lap Time, sum of the best partial times

BT Best Lap Time

T1		T2		T3		T4				IT		BT	
Pos	Rider	Time	Rider	Time	Rider	Time	Rider	Time	Pos	Rider	IT	BT	
1P.	ACOSTA	16.638	T.NAKAGAMI	31.815	T.NAKAGAMI	20.539	T.NAKAGAMI	31.186	1	T.NAKAGAMI	1'40.389	1'40.501	(1)
2B.	BINDER	16.685	A.MARQUEZ	31.887	M.MARQUEZ	20.611	J.ZARCO	31.423	2	A.MARQUEZ	1'40.693	1'40.915	(3)
3A.	MARQUEZ	16.736	B.BINDER	31.928	A.MARQUEZ	20.630	J.MIR	31.425	3	B.BINDER	1'40.707	1'40.952	(4)
4M.	MARQUEZ	16.756	M.VIÑALES	31.963	P.ACOSTA	20.636	F.BAGNAIA	31.433	4	P.ACOSTA	1'40.782	1'40.912	(2)
5M.	VIÑALES	16.775	J.MARTIN	31.972	B.BINDER	20.639	A.MARQUEZ	31.440	5	J.MARTIN	1'40.888	1'40.971	(5)
6F.	BAGNAIA	16.782	J.MILLER	31.978	F.BAGNAIA	20.648	M.VIÑALES	31.454	6	M.VIÑALES	1'40.915	1'41.127	(8)
7E.	BASTIANINI	16.786	F.QUARTARARO	32.008	J.MILLER	20.658	B.BINDER	31.455	7	F.BAGNAIA	1'40.960	1'41.083	(7)
8J.	MARTIN	16.786	E.BASTIANINI	32.021	J.MARTIN	20.670	E.BASTIANINI	31.459	8	M.MARQUEZ	1'41.025	1'41.196	(10)
9F.	MORBIDELLI	16.787	P.ACOSTA	32.043	M.VIÑALES	20.723	J.MARTIN	31.460	9	F.QUARTARARO	1'41.040	1'41.246	(11)
10L.	MARINI	16.801	A.ESPARGARO	32.047	F.MORBIDELLI	20.755	P.ACOSTA	31.465	10	E.BASTIANINI	1'41.057	1'41.069	(6)
11F.	QUARTARARO	16.801	F.BAGNAIA	32.097	A.RINS	20.758	F.QUARTARARO	31.470	11	J.MILLER	1'41.148	1'41.178	(9)
12A.	ESPARGARO	16.844	M.BEZZECCHI	32.102	F.QUARTARARO	20.761	M.BEZZECCHI	31.477	12	A.ESPARGARO	1'41.213	1'41.398	(14)
13T.	NAKAGAMI	16.849	L.MARINI	32.110	E.BASTIANINI	20.791	M.MARQUEZ	31.521	13	F.MORBIDELLI	1'41.255	1'41.396	(13)
14J.	ZARCO	16.876	F.MORBIDELLI	32.115	A.ESPARGARO	20.796	A.ESPARGARO	31.526	14	L.MARINI	1'41.311	1'41.359	(12)
15R.	FERNANDEZ	16.912	J.MIR	32.120	L.MARINI	20.826	L.MARINI	31.574	15	M.BEZZECCHI	1'41.354	1'41.508	(16)
16A.	RINS	16.921	M.MARQUEZ	32.137	M.BEZZECCHI	20.851	J.MILLER	31.589	16	J.ZARCO	1'41.371	1'41.481	(15)
17J.	MILLER	16.923	J.ZARCO	32.142	A.FERNANDEZ	20.871	F.MORBIDELLI	31.598	17	J.MIR	1'41.446	1'41.717	(19)
18M.	BEZZECCHI	16.924	M.PIRRO	32.166	M.OLIVEIRA	20.900	A.RINS	31.632	18	A.RINS	1'41.559	1'41.653	(17)
19M.	OLIVEIRA	16.931	A.FERNANDEZ	32.244	M.PIRRO	20.921	A.FERNANDEZ	31.659	19	A.FERNANDEZ	1'41.709	1'41.711	(18)
20A.	FERNANDEZ	16.935	A.RINS	32.248	J.MIR	20.927	R.FERNANDEZ	31.700	20	M.PIRRO	1'41.837	1'41.898	(20)
21J.	MIR	16.974	M.OLIVEIRA	32.313	J.ZARCO	20.930	M.PIRRO	31.718	21	M.OLIVEIRA	1'41.893	1'41.938	(21)
22M.	PIRRO	17.032	S.BRADL	32.372	S.BRADL	20.957	S.BRADL	31.741	22	R.FERNANDEZ	1'42.031	1'42.070	(22)
23S.	BRADL	17.103	R.FERNANDEZ	32.381	R.FERNANDEZ	21.038	M.OLIVEIRA	31.749	23	S.BRADL	1'42.173	1'42.270	(23)


These data/results cannot be reproduced, stored and/or transmitted in whole or in part by any manner of electronic, mechanical, photocopying, recording, broadcasting or otherwise now known or herein after developed without the previous express consent by the copyright owner, except for reproduction in daily press and regular printed publications on sale to the public within 60 days of the event related to those data/results and always provided that copyright symbol appears together as follows below.

© DORNA, 2024



4657 m.

MOTUL SOLIDARITY GRAND PRIX OF BARCELONA**Free Practice Nr. 1****Fastest Laps Sequence**

<i>Practice Time</i>	 <i>Rider</i>	<i>Nation</i>	<i>Motorcycle</i>	<i>Time</i>	<i>Km/h</i>	<i>Rider's Lap</i>
3'51.038	10 Luca MARINI	ITA	HONDA	1'44.476	160.4	2
3'51.285	5 Johann ZARCO	FRA	HONDA	1'43.768	161.5	2
5'33.778	5 Johann ZARCO	FRA	HONDA	1'42.493	163.5	3
5'34.144	36 Joan MIR	SPA	HONDA	1'41.976	164.4	3
18'48.234	89 Jorge MARTIN	SPA	DUCATI	1'41.820	164.6	5
20'13.973	1 Francesco BAGNAIA	ITA	DUCATI	1'41.798	164.6	6
20'29.205	89 Jorge MARTIN	SPA	DUCATI	1'40.971	166.0	6
22'31.066	73 Alex MARQUEZ	SPA	DUCATI	1'40.915	166.1	8
24'52.621	31 Pedro ACOSTA	SPA	KTM	1'40.912	166.1	7
51'50.054	30 Takaaki NAKAGAMI	JPN	HONDA	1'40.501	166.8	16

These data/results cannot be reproduced, stored and/or transmitted in whole or in part by any manner of electronic, mechanical, photocopying, recording, broadcasting or otherwise now known or herein after developed without the previous express consent by the copyright owner, except for reproduction in daily press and regular printed publications on sale to the public within 60 days of the event related to those data/results and always provided that copyright symbol appears together as follows below.

© DORNA, 2024