


4657 m.

## MOTUL SOLIDARITY GRAND PRIX OF BARCELONA

## Practice Nr. 2

## Classification

10

	Rider	Nation	Team	Motorcycle	Time	Lap	Total	Gap	Top Speed
1	48 Ivan ORTOLA	SPA	MT Helmets - MSI	KTM	<b>1'46.364</b>	13	13		<b>246.5</b>
2	80 David ALONSO	COL	CFMOTO Valresa Aspar Team	CFMOTO	<b>1'46.439</b>	13	14	0.075 0.075	<b>244.3</b>
3	12 Jacob ROULSTONE	AUS	Red Bull GASGAS Tech3	GASGAS	<b>1'46.751</b>	12	13	0.387 0.312	<b>247.1</b>
4	64 David MUÑOZ	SPA	BOE Motorsports	KTM	<b>1'46.760</b>	12	13	0.396 0.009	<b>249.4</b>
5	36 Angel PIQUERAS	SPA	Leopard Racing	HONDA	<b>1'46.858</b>	13	13	0.494 0.098	<b>248.8</b>
6	96 Daniel HOLGADO	SPA	Red Bull GASGAS Tech3	GASGAS	<b>1'46.869</b>	12	13	0.505 0.011	<b>248.8</b>
7	19 Scott OGDEN	GBR	FleetSafe Honda - MLav Racing	HONDA	<b>1'46.901</b>	11	12	0.537 0.032	<b>244.3</b>
8	31 Adrian FERNANDEZ	SPA	Leopard Racing	HONDA	<b>1'46.980</b>	13	15	0.616 0.079	<b>247.7</b>
9	58 Luca LUNETTA	ITA	SIC58 Squadra Corse	HONDA	<b>1'47.013</b>	13	14	0.649 0.033	<b>250.0</b>
10	99 Jose Antonio RUEDA	SPA	Red Bull KTM Ajo	KTM	<b>1'47.039</b>	13	14	0.675 0.026	<b>242.1</b>
11	24 Tatsuki SUZUKI	JPN	Liqui Moly Husqvarna Intact GP	HUSQVARNA	<b>1'47.192</b>	11	12	0.828 0.153	<b>248.8</b>
12	6 Ryusei YAMANAKA	JPN	MT Helmets - MSI	KTM	<b>1'47.454</b>	13	13	1.090 0.262	<b>247.1</b>
13	83 Alvaro CARPE	SPA	Red Bull KTM Ajo	KTM	<b>1'47.494</b>	12	13	1.130 0.040	<b>246.5</b>
14	95 Collin VEIJER	NED	Liqui Moly Husqvarna Intact GP	HUSQVARNA	<b>1'47.559</b>	13	13	1.195 0.065	<b>241.6</b>
15	7 Filippo FARIOLI	ITA	SIC58 Squadra Corse	HONDA	<b>1'47.645</b>	12	12	1.281 0.086	<b>247.7</b>
16	66 Joel KELSO	AUS	BOE Motorsports	KTM	<b>1'47.660</b>	4	14	1.296 0.015	<b>244.8</b>
17	82 Stefano NEPA	ITA	LEVELUP - MTA	KTM	<b>1'47.823</b>	12	12	1.459 0.163	<b>251.1</b>
18	72 Taiyo FURUSATO	JPN	Honda Team Asia	HONDA	<b>1'47.825</b>	11	11	1.461 0.002	<b>247.1</b>
19	54 Riccardo ROSSI	ITA	CIP Green Power	KTM	<b>1'47.881</b>	12	12	1.517 0.056	<b>246.0</b>
20	22 David ALMANSA	SPA	Kopron Rivacold Snipers Team	HONDA	<b>1'47.910</b>	14	14	1.546 0.029	<b>247.1</b>
21	8 Eddie O'SHEA	GBR	FleetSafe Honda - MLav Racing	HONDA	<b>1'48.076</b>	12	12	1.712 0.166	<b>247.7</b>
22	18 Matteo BERTELLE	ITA	Kopron Rivacold Snipers Team	HONDA	<b>1'48.206</b>	4	13	1.842 0.130	<b>246.0</b>
23	10 Nicola CARRARO	ITA	LEVELUP - MTA	KTM	<b>1'48.377</b>	3	12	2.013 0.171	<b>251.1</b>
24	85 Xabi ZURUTUZA	SPA	Red Bull KTM Ajo	KTM	<b>1'48.457</b>	12	12	2.093 0.080	<b>245.4</b>
25	89 Marcos URIARTE	SPA	CFMOTO Valresa Aspar Team	CFMOTO	<b>1'48.871</b>	5	12	2.507 0.414	<b>248.2</b>
26	5 Tatchakorn BUASRI	THA	Honda Team Asia	HONDA	<b>1'48.968</b>	12	12	2.604 0.097	<b>245.4</b>
27	55 Noah DETTWILER	SWI	CIP Green Power	KTM	<b>1'49.263</b>	12	12	2.899 0.295	<b>244.8</b>

Practice condition: Dry

Air: 10°

Humidity: 95%

Ground: 10°

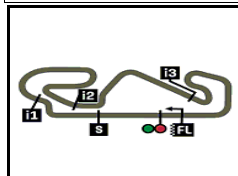
<b>Fastest Lap:</b>	Lap: 13	<b>Ivan ORTOLA</b>	<b>1'46.364</b>	157.6 Km/h
<b>Best Race Lap:</b>	2024	<b>Jose Antonio RUEDA</b>	<b>1'46.748</b>	157.0 Km/h
<b>All-Time Lap Record:</b>	2024	<b>David ALONSO</b>	<b>1'46.111</b>	157.9 Km/h

The results are provisional until the end of the limit for protest and appeals.

Time limit for protest expires 60' after publication of the results - ..... Time: .....

These data/results cannot be reproduced, stored and/or transmitted in whole or in part by any manner of electronic, mechanical, photocopying, recording, broadcasting or otherwise now known or herein after developed without the previous express consent by the copyright owner, except for reproduction in daily press and regular printed publications on sale to the public within 60 days of the event related to those data/results and always provided that copyright symbol appears together as follows below.

© DORNA, 2024




4657 m.

## MOTUL SOLIDARITY GRAND PRIX OF BARCELONA

## Practice Nr. 2

## Combined Practice Times

11

	Rider	Nation	Team	MOTORCYCLE	P1	P2	Gap
1	48 I.ORTOLA		SPA MT Helmets - MSI	KTM	1'47.212	13	<b>1'46.364</b> 13
2	80 D.ALONSO		COL CFMOTO Valresa Aspar Team	CFMOTO	1'47.240	16	<b>1'46.439</b> 13 0.075 0.075
3	96 D.HOLGADO		SPA Red Bull GASGAS Tech3	GASGAS	<b>1'46.568</b>	14	1'46.869 12 0.204 0.129
4	64 D.MUÑOZ		SPA BOE Motorsports	KTM	<b>1'46.649</b>	11	1'46.760 12 0.285 0.081
5	36 A.PIQUERAS		SPA Leopard Racing	HONDA	<b>1'46.742</b>	13	1'46.858 13 0.378 0.093
6	12 J.ROULSTONE		AUS Red Bull GASGAS Tech3	GASGAS	1'47.288	16	<b>1'46.751</b> 12 0.387 0.009
7	66 J.KELSO		AUS BOE Motorsports	KTM	<b>1'46.810</b>	12	1'47.660 4 0.446 0.059
8	95 C.VEIJER		NED Liqui Moly Husqvarna Intact GP	HUSQVARNA	<b>1'46.855</b>	15	1'47.559 13 0.491 0.045
9	19 S.OGDEN		GBR FleetSafe Honda - MLav Racing	HONDA	1'46.956	12	<b>1'46.901</b> 11 0.537 0.046
10	31 A.FERNANDEZ		SPA Leopard Racing	HONDA	<b>1'46.906</b>	13	1'46.980 13 0.542 0.005
11	99 J.RUEDA		SPA Red Bull KTM Ajo	KTM	<b>1'46.919</b>	13	1'47.039 13 0.555 0.013
12	82 S.NEPA		ITA LEVELUP - MTA	KTM	<b>1'46.994</b>	15	1'47.823 12 0.630 0.075
13	58 L.LUNETTA		ITA SIC58 Squadra Corse	HONDA	1'47.398	14	<b>1'47.013</b> 13 0.649 0.019
14	22 D.ALMANSA		SPA Kopron Rivacold Snipers Team	HONDA	<b>1'47.032</b>	12	1'47.910 14 0.668 0.019
15	6 R.YAMANAKA		JPN MT Helmets - MSI	KTM	<b>1'47.091</b>	14	1'47.454 13 0.727 0.059
16	18 M.BERTELLE		ITA Kopron Rivacold Snipers Team	HONDA	<b>1'47.133</b>	13	1'48.206 4 0.769 0.042
17	24 T.SUZUKI		JPN Liqui Moly Husqvarna Intact GP	HUSQVARNA	1'47.364	13	<b>1'47.192</b> 11 0.828 0.059
18	10 N.CARRARO		ITA LEVELUP - MTA	KTM	<b>1'47.371</b>	16	1'48.377 3 1.007 0.179
19	83 A.CARPE		SPA Red Bull KTM Ajo	KTM	1'48.570	5	<b>1'47.494</b> 12 1.130 0.123
20	7 F.FARIOLI		ITA SIC58 Squadra Corse	HONDA	<b>1'47.587</b>	15	1'47.645 12 1.223 0.093
21	54 R.ROSSI		ITA CIP Green Power	KTM	<b>1'47.703</b>	12	1'47.881 12 1.339 0.116
22	72 T.FURUSATO		JPN Honda Team Asia	HONDA	<b>1'47.815</b>	10	1'47.825 11 1.451 0.112
23	89 M.URIARTE		SPA CFMOTO Valresa Aspar Team	CFMOTO	<b>1'47.897</b>	13	1'48.871 5 1.533 0.082
24	8 E.O'SHEA		GBR FleetSafe Honda - MLav Racing	HONDA	1'48.508	7	<b>1'48.076</b> 12 1.712 0.179
25	85 X.ZURUTUZA		SPA Red Bull KTM Ajo	KTM	<b>1'48.401</b>	13	1'48.457 12 2.037 0.325
26	55 N.DETTWILER		SWI CIP Green Power	KTM	<b>1'48.541</b>	12	1'49.263 12 2.177 0.140
27	5 T.BUASRI		THA Honda Team Asia	HONDA	1'49.122	10	<b>1'48.968</b> 12 2.604 0.427

<b>Pole Position Record:</b>	2024	<b>Ivan ORTOLA</b>	<b>1'46.749</b>	157.0 Km/h
<b>Best Race Lap:</b>	2024	<b>Jose Antonio RUEDA</b>	<b>1'46.748</b>	157.0 Km/h
<b>All Time Lap Record:</b>	2024	<b>David ALONSO</b>	<b>1'46.111</b>	157.9 Km/h

The results are provisional until the end of the limit for protest and appeals.

Time limit for protest expires 60' after publication of the results - ..... Time: .....

These data/results cannot be reproduced, stored and/or transmitted in whole or in part by any manner of electronic, mechanical, photocopying, recording, broadcasting or otherwise now known or herein after developed without the previous express consent by the copyright owner, except for reproduction in daily press and regular printed publications on sale to the public within 60 days of the event related to those data/results and always provided that copyright symbol appears together as follows below.

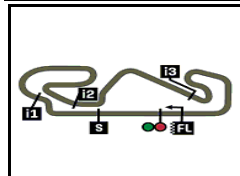
© DORNA, 2024

Official MotoGP Timing by TISSOT

www.motogp.com

Barcelona, Saturday, November 16, 2024





4657 m.

## MOTUL SOLIDARITY GRAND PRIX OF BARCELONA

## Practice Nr. 2

## Top Speed &amp; Average

12



Rider	Nation	Motorcycle	Top 5 speeds					Average	Top
10 Nicola CARRARO	ITA	KTM	251.1	250.5	249.4	249.4	248.8	249.7	251.1
82 Stefano NEPA	ITA	KTM	251.1	248.8	248.2	244.8	243.7	247.3	251.1
58 Luca LUNETTA	ITA	HONDA	250.0	249.4	248.2	247.1	247.1	248.4	250.0
64 David MUÑOZ	SPA	KTM	249.4	246.5	245.4	244.3	243.7	245.9	249.4
24 Tatsuki SUZUKI	JPN	HUSQVARNA	248.8	247.7	247.7	247.1	247.1	247.7	248.8
36 Angel PIQUERAS	SPA	HONDA	248.8	248.2	246.0	245.4	245.4	246.5	248.8
96 Daniel HOLGADO	SPA	GASGAS	248.8	247.1	244.8	244.8	244.8	245.9	248.8
89 Marcos URIARTE	SPA	CFMOTO	248.2	246.5	244.8	243.7	243.2	244.9	248.2
7 Filippo FARIOLI	ITA	HONDA	247.7	243.2	242.1	242.1	240.5	242.4	247.7
8 Eddie O'SHEA	GBR	HONDA	247.7	246.0	245.4	244.8	244.3	245.6	247.7
31 Adrian FERNANDEZ	SPA	HONDA	247.7	247.7	247.1	245.4	244.3	246.4	247.7
6 Ryusei YAMANAKA	JPN	KTM	247.1	247.1	246.5	245.4	244.3	246.1	247.1
12 Jacob ROULSTONE	AUS	GASGAS	247.1	246.5	244.8	244.3	243.7	245.0	247.1
22 David ALMANSA	SPA	HONDA	247.1	244.8	244.3	244.3	244.3	245.0	247.1
72 Taiyo FURUSATO	JPN	HONDA	247.1	247.1	246.5	244.3	241.0	244.5	247.1
48 Ivan ORTOLA	SPA	KTM	246.5	246.0	246.0	244.8	243.7	244.9	246.5
83 Alvaro CARPE	SPA	KTM	246.5	246.5	246.0	246.0	246.0	246.2	246.5
18 Matteo BERTELLE	ITA	HONDA	246.0	245.4	245.4	244.8	244.8	245.1	246.0
54 Riccardo ROSSI	ITA	KTM	246.0	246.0	245.4	245.4	244.3	245.4	246.0
5 Tatchakorn BUASRI	THA	HONDA	245.4	244.3	243.7	243.7	243.2	244.1	245.4
85 Xabi ZURUTUZA	SPA	KTM	245.4	244.8	244.8	244.3	243.7	244.5	245.4
55 Noah DETTWILER	SWI	KTM	244.8	244.3	243.7	241.6	241.6	243.2	244.8
66 Joel KELSO	AUS	KTM	244.8	244.3	243.2	243.2	242.1	243.5	244.8
19 Scott OGDEN	GBR	HONDA	244.3	241.6	241.0	241.0	241.0	241.8	244.3
80 David ALONSO	COL	CFMOTO	244.3	244.3	244.3	243.7	243.7	244.0	244.3
99 Jose Antonio RUEDA	SPA	KTM	242.1	242.1	241.6	241.6	241.6	241.8	242.1
95 Collin VEIJER	NED	HUSQVARNA	241.6	241.0	241.0	240.5	240.5	240.7	241.6

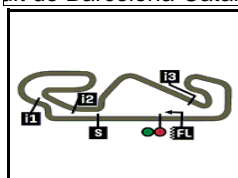
These data/results cannot be reproduced, stored and/or transmitted in whole or in part by any manner of electronic, mechanical, photocopying, recording, broadcasting or otherwise now known or herein after developed without the previous express consent by the copyright owner, except for reproduction in daily press and regular printed publications on sale to the public within 60 days of the event related to those data/results and always provided that copyright symbol appears together as follows below.

© DORNA, 2024

Official MotoGP Timing by TISSOT  
www.motogp.com



Barcelona, Saturday, November 16, 2024



4657 m.

## MOTUL SOLIDARITY GRAND PRIX OF BARCELONA

## Practice Nr. 2

## Chronological Analysis of Performances

13

\* Lap / Sector time cancelled

T1 Time from finish line to 1st intermediate

T3 Time from 2nd intermed. to 3rd intermed.

P Crossing the finish line in pit lane

T2 Time from 1st intermed. to 2nd intermed.

T4 Time from 3rd intermediate to finish line

Lap	Lap Time	T1	T2	T3	T4	Speed	Lap	Lap Time	T1	T2	T3	T4	Speed	
<b>1st</b>	<b>48</b>	<b>Ivan ORTOLA</b> MT Helmets - MSI SPA						12	<b>1'46.751</b>	19.485	32.881	22.408	31.977	243.7
		Runs=2	Total laps=13	Full laps=10	Valid laps=7		13	<b>1'47.821</b>	19.647	33.114	22.680	32.380	244.3	
1	2'11.630	19.588	36.839	23.285	33.127	179.7	<b>4th</b>	<b>64</b>	<b>David MUÑOZ</b> BOE Motorsports SPA					
2	<b>1'48.260</b>	19.750	33.390	22.660	32.460	244.8			Runs=2	Total laps=13	Full laps=10	Valid laps=4		
3	1'49.325 *	19.827	33.977	22.874	32.647*	246.5	1	2'26.555	19.441	34.863	23.783	33.799	169.2	
4	1'48.539 *	19.606	33.474	22.790	32.669*	242.1	2	1'49.634 *	19.764	33.678	23.105	33.087*	245.4	
5	<b>1'53.791</b>	19.684	36.361	24.224	33.522	242.6	3	<b>1'48.199</b>	19.697	33.289	22.769	32.444	243.7	
6	<b>1'48.902</b>	19.545	33.485	22.822	33.050	243.7	4	1'48.687 *	19.754	33.308	22.902*	32.723	243.2	
7	<b>1'49.197</b>	20.204	33.498	22.822	32.673	243.7	5	<b>1'47.751</b>	19.610	33.284	22.515	32.342	242.1	
8	<b>1'48.097</b>	19.631	33.316	22.618	32.532	243.7	6	1'50.380 *	19.743	35.035*	22.995	32.607	243.2	
9	1'48.224 *	19.615	33.288	22.710	32.611*	242.1	7	1'47.994 *	19.561	33.269	22.606*	32.558	242.1	
10	1'58.273 P	19.670	33.773	23.014	41.816	241.6	8	1'51.691 *	19.63*	36.169	23.062	32.826	239.4	
11	7'42.301	20.278	35.325	24.688	42.569	169.0	9	2'02.105 P	19.84*	36.754	23.542	41.968	242.6	
12	<b>1'47.272</b>	19.520	33.047	22.695	32.010	246.0	10	8'55.668 *	22.478	33.775	22.584	32.371*	139.5	
13	<b>1'46.364</b>	19.353	32.724	22.485	31.802	246.0	11	<b>1'47.159</b>	19.502	33.213	22.472	31.972	249.4	
<b>2nd</b>	<b>80</b>	<b>David ALONSO</b> CFMOTO Valesra Asp COL						12	<b>1'46.760</b>	19.505	32.959	22.423	31.873	246.5
		Runs=2	Total laps=14	Full laps=11	Valid laps=7		13	1'50.043 *	19.471	33.905	23.020	33.647*	244.3	
1	2'38.479	20.405	34.058	22.844	32.671	160.0	<b>5th</b>	<b>36</b>	<b>Angel PIQUERAS</b> Leopard Racing SPA					
2	<b>1'48.563</b>	19.815	33.330	22.757	32.661	242.6			Runs=2	Total laps=13	Full laps=10	Valid laps=8		
3	<b>1'48.264</b>	19.704	33.465	22.697	32.398	243.2	1	2'13.669	20.535	35.219	23.387	33.306	170.8	
4	<b>1'47.726</b>	19.607	33.385	22.493	32.241	243.2	2	<b>1'48.818</b>	19.789	33.510	22.843	32.676	245.4	
5	1'48.023 *	19.537	33.208	22.636*	32.642	243.7	3	<b>1'48.828</b>	19.584	33.502	22.986	32.756	245.4	
6	<b>1'47.486</b>	19.644	33.211	22.434	32.197	243.2	4	<b>1'48.084</b>	19.585	33.370	22.699	32.430	244.8	
7	1'47.514 *	19.540	33.262	22.393	32.319*	243.2	5	<b>1'52.564</b>	19.568	33.259	22.605	37.132	244.3	
8	<b>1'47.428</b>	19.562	33.255	22.446	32.165	243.7	6	<b>1'49.445</b>	19.707	33.575	22.757	33.406	248.2	
9	1'47.738 *	19.509	33.225	22.555*	32.449	244.3	7	1'54.564 *	19.869	37.114	23.521*	34.060	248.8	
10	1'58.422 P	19.556	33.821	23.057	41.988	243.2	8	<b>1'48.672</b>	19.629	33.549	22.901	32.593	245.4	
11	7'24.460	19.977	34.165	24.498	39.749	169.5	9	<b>1'47.775</b>	19.584	33.245	22.592	32.354	246.0	
12	<b>1'46.970</b>	19.579	33.098	22.347	31.946	244.3	10	1'59.156 P	19.53*	34.507	23.311	41.808	241.0	
13	<b>1'46.439</b>	19.430	32.875	22.262	31.872	243.7	11	7'31.279 *	20.528	35.121	24.903	39.080*	165.6	
14	1'52.645 *	19.59*	35.210	25.278*	32.566	244.3	12	1'52.900 *	19.915	35.790*	24.598	32.597	238.4	
<b>3rd</b>	<b>12</b>	<b>Jacob ROULSTONE</b> Red Bull GASGAS Te AUS						13	<b>1'46.858</b>	19.578	32.847	22.439	31.994	243.2
		Runs=2	Total laps=13	Full laps=10	Valid laps=10		<b>6th</b>	<b>96</b>	<b>Daniel HOLGADO</b> Red Bull GASGAS Te SPA					
1	2'25.511	19.538	35.027	23.719	33.437	176.1			Runs=2	Total laps=13	Full laps=10	Valid laps=7		
2	<b>1'50.301</b>	20.020	34.112	23.242	32.927	241.0	1	2'26.192	20.469	35.482	23.813	33.708	169.2	
3	<b>1'49.282</b>	19.975	33.776	22.743	32.788	242.6	2	<b>1'49.561</b>	20.082	33.628	22.896	32.955	244.8	
4	<b>1'48.576</b>	19.676	33.384	22.765	32.751	244.8	3	<b>1'48.602</b>	19.930	33.428	22.676	32.568	244.3	
5	<b>1'48.103</b>	19.632	33.387	22.646	32.438	246.5	4	<b>1'48.172</b>	19.681	33.257	22.791	32.443	244.8	
6	<b>1'48.618</b>	19.708	33.499	22.768	32.643	243.7	5	<b>1'47.614</b>	19.607	33.134	22.585	32.288	244.8	
7	<b>1'48.936</b>	19.831	33.566	22.955	32.584	241.0	6	<b>1'47.396</b>	19.417	33.122	22.472	32.385	248.8	
8	<b>1'48.744</b>	19.625	33.563	22.750	32.806	242.6	7	1'48.026 *	19.552	33.153	22.671*	32.650	243.7	
9	2'00.173 P	20.05*	34.844	22.991	42.283	238.9	8	1'48.088 *	19.637	33.296	22.574	32.581*	243.7	
10	9'00.497	18.354	33.930	22.719	32.525	179.4	9	2'02.189 P	19.595	36.215	23.520	42.859	247.1	
11	<b>1'47.443</b>	19.543	33.048	22.887	31.965	247.1								

**Fastest Lap:** Ivan ORTOLA MT Helmets - MSI SPA **1'46.364** 19.353 32.724 22.485 31.802

These data/results cannot be reproduced, stored and/or transmitted in whole or in part by any manner of electronic, mechanical, photocopying, recording, broadcasting or otherwise now known or herein after developed without the previous express consent by the copyright owner, except for reproduction in daily press and regular printed publications on sale to the public within 60 days of the event related to those data/results and always provided that copyright symbol appears together as follows below.  
© DORNA, 2024

## Practice Nr. 2

## Moto3

Lap	Lap Time	T1	T2	T3	T4	Speed	Lap	Lap Time	T1	T2	T3	T4	Speed			
10	9'02.599 *	18.273	33.969	22.753*	32.456*	177.0	<b>10th</b> <b>99</b>	<b>Jose Antonio RUED</b>		Red Bull KTM Ajo			SPA			
11	<b>1'47.222</b>	19.674	32.946	22.454	32.148	241.6		Runs=2	Total laps=14	Full laps=11		Valid laps=10				
12	<b>1'46.869</b>	19.530	<b>32.848</b>	<b>22.393</b>	<b>32.098</b>	242.6		1	2'06.544	19.583	34.893	23.410	33.226	176.1		
13	1'52.095 *	22.01*	34.596	22.928	32.559	244.8		2	<b>1'49.451</b>	20.118	33.622	22.973	32.738	240.0		
<b>7th</b> <b>19</b> <b>Scott OGDEN</b>								<b>FleetSafe Honda - ML</b>		GBR						
Runs=2 Total laps=12 Full laps=9 Valid laps=8								3	<b>1'48.983</b>	20.006	33.505	22.853	32.619	240.0		
1	2'22.621	19.937	34.832	23.191	32.891	173.3		4	<b>1'48.672</b>	19.873	33.402	22.772	32.625	240.5		
2	<b>1'49.335</b>	20.018	33.745	22.889	32.683	240.0		5	<b>1'48.586</b>	19.877	33.402	22.735	32.572	241.0		
3	<b>1'48.905</b>	19.827	33.582	22.875	32.621	241.0		6	<b>1'48.346</b>	19.829	33.320	22.716	32.481	241.6		
4	1'49.828 *	19.69*	34.412	22.991	32.727	240.5		7	<b>1'48.341</b>	19.781	33.390	22.715	32.455	241.0		
5	<b>1'49.149</b>	19.936	33.676	22.924	32.613	239.4		8	<b>1'48.189</b>	19.770	33.329	22.624	32.466	241.6		
6	<b>1'48.525</b>	19.970	33.423	22.745	32.387	239.4		9	<b>1'48.012</b>	19.751	33.204	22.646	32.411	241.6		
7	<b>1'48.434</b>	19.756	33.413	22.738	32.527	241.0		10	1'58.198 P	19.796	33.746	22.973	41.683	241.0		
8	1'59.718 P	19.747	33.488	22.777	43.706	241.6		11	7'12.731 *	18.676	33.408	22.654*	32.501	177.0		
9	10'52.688	20.924	34.023	22.699	32.247	153.1		12	<b>1'47.274</b>	19.748	32.906	22.492	32.128	<b>242.1</b>		
10	<b>1'47.930</b>	19.664	32.934	22.602	32.730	<b>244.3</b>	13	<b>1'47.039</b>	<b>19.625</b>	<b>32.865</b>	<b>22.422</b>	<b>32.127</b>	242.1			
11	<b>1'46.901</b>	<b>19.580</b>	<b>32.876</b>	<b>22.444</b>	<b>32.001</b>	241.0	14	1'47.478 *	19.660	32.934*	22.543	32.341	241.6			
12	<b>1'48.215</b>	19.755	33.362	22.746	32.352	238.9	<b>11th</b> <b>24</b> <b>Tatsuki SUZUKI</b>									
Runs=2 Total laps=15 Full laps=12 Valid laps=9							<b>Liqui Moly Husqvarna</b>		JPN							
<b>8th</b> <b>31</b> <b>Adrian FERNANDEZ</b>							<b>Leopard Racing</b>		SPA							
Runs=2 Total laps=15 Full laps=12 Valid laps=9							1	4'16.427	21.010	34.873	23.871	33.132	153.4			
1	2'21.626	20.213	34.649	22.931	32.709	170.0	2	1'48.417 *	19.858	33.441	22.595	32.523*	247.7			
2	<b>1'48.243</b>	19.716	33.386	22.637	32.504	<b>247.7</b>	3	<b>1'48.640</b>	19.627	33.207	22.786	33.020	246.0			
3	<b>1'48.056</b>	19.711	33.320	22.622	32.403	244.3	4	<b>1'47.407</b>	<b>19.535</b>	33.256	<b>22.477</b>	32.139	247.1			
4	<b>1'48.054</b>	19.754	33.239	22.640	32.421	242.6	5	1'50.567 *	19.80*	35.010	23.334	32.421	247.1			
5	<b>1'47.739</b>	19.620	33.229	22.583	32.307	243.7	6	<b>1'47.934</b>	19.660	33.234	22.525	32.515	<b>248.8</b>			
6	1'48.344 *	19.623	33.204	22.764*	32.753	245.4	7	<b>1'51.889</b>	20.523	35.309	23.318	32.739	227.8			
7	<b>1'48.440</b>	<b>19.468</b>	33.406	22.722	32.844	247.1	8	2'03.350 P	19.730	36.159	22.961*	44.500	247.7			
8	<b>1'48.396</b>	19.611	33.530	22.831	32.424	247.7	9	9'10.043	19.918	34.215	24.072	40.349	173.0			
9	<b>1'47.769</b>	19.606	33.252	22.591	32.320	243.2	10	<b>1'48.075</b>	19.791	33.320	22.902	32.062	244.8			
10	1'48.056 *	19.743	33.202	22.717	32.394*	240.5	11	<b>1'47.192</b>	19.537	<b>33.017</b>	22.621	<b>32.017</b>	246.0			
11	1'59.651 P	19.869	33.998	22.894	42.890	238.4	12	1'52.947 *	19.733	33.626	24.642	34.946*	244.8			
12	5'13.861 *	18.479	33.211	22.522	32.129*	180.3	<b>12th</b> <b>6</b> <b>Ryusei YAMANAKA</b>									
13	<b>1'46.980</b>	19.590	<b>32.858</b>	<b>22.440</b>	<b>32.092</b>	240.5	<b>MT Helmets - MSI</b>		JPN							
14	1'47.180 *	19.614	33.005	22.439*	32.122	240.0	Runs=2 Total laps=13 Full laps=10 Valid laps=5									
15	<b>1'47.663</b>	19.623	33.139	22.505	32.396	239.4	1	2'09.979	19.401	35.417	23.430	33.170	177.9			
<b>9th</b> <b>58</b> <b>Luca LUNETTA</b>							2	1'50.285 *	20.041	33.655	23.254*	33.335	242.6			
Runs=2 Total laps=14 Full laps=11 Valid laps=10							3	<b>1'49.472</b>	19.791	33.811	22.884	32.986	<b>247.1</b>			
1	2'18.932	20.265	34.575	23.330	33.113	167.9	4	<b>1'48.227</b>	19.628	33.515	22.752	<b>32.332</b>	247.1			
2	<b>1'48.701</b>	19.954	33.562	22.770	32.415	241.6	5	1'50.054 *	19.765	33.492	23.085*	33.712*	246.5			
3	<b>1'48.161</b>	19.764	33.363	22.659	32.375	242.6	6	1'49.071 *	19.752	33.711	22.992	32.616*	242.6			
4	<b>1'48.279</b>	19.662	33.328	22.727	32.562	247.1	7	<b>1'48.630</b>	19.942	33.436	22.809	32.443	241.6			
5	<b>1'48.293</b>	19.850	33.323	22.732	32.388	241.0	8	<b>1'48.608</b>	19.769	33.420	22.873	32.546	241.6			
6	<b>1'50.314</b>	19.615	33.454	23.017	34.228	<b>250.0</b>	9	1'48.682 *	19.907	33.482	22.717	32.576*	241.0			
7	<b>1'53.512</b>	19.617	33.339	22.789	37.767	248.2	10	2'00.534 P	20.066	33.731	23.452	43.285	240.0			
8	1'47.797 *	<b>19.556</b>	33.330	22.629	32.282*	247.1	11	7'41.772	21.790	34.752	24.590	40.681	159.2			
9	<b>1'47.786</b>	19.596	33.262	22.595	32.333	249.4	12	1'51.959 *	19.700	33.281	22.920	36.058*	244.3			
10	2'00.451 P	19.799	33.352	24.827	42.473	240.0	13	<b>1'47.454</b>	<b>19.424</b>	<b>33.098</b>	<b>22.575</b>	32.357	245.4			
11	7'32.090	20.553	34.459	26.015	37.506	169.2	<b>13th</b> <b>83</b> <b>Alvaro CARPE</b>									
12	<b>1'47.675</b>	19.754	33.233	22.553	32.135	246.5	<b>Red Bull KTM Ajo</b>		SPA							
13	<b>1'47.013</b>	19.687	<b>32.866</b>	<b>22.427</b>	<b>32.033</b>	240.5	Runs=2 Total laps=13 Full laps=10 Valid laps=8									
14	<b>1'47.247</b>	19.585	33.056	22.518	32.088	240.5	1	2'07.110	18.488	34.630	23.404	33.139	181.2			
<b>Fastest Lap:</b> Ivan ORTOLA							<b>MT Helmets - MSI</b>		SPA			<b>1'46.364</b>	19.353	32.724	22.485	31.802
These data/results cannot be reproduced, stored and/or transmitted in whole or in part by any manner of electronic, mechanical, photocopying, recording, broadcasting or otherwise now known or herein after developed without the previous express consent by the copyright owner, except for reproduction in daily press and regular printed publications on sale to the public within 60 days of the event related to those data/results and always provided that copyright symbol appears together as follows below.							© DORNA, 2024									

Official MotoGP Timing by TISSOT  
www.motogp.com



# Practice Nr. 2

# Moto3

Lap	Lap Time	T1	T2	T3	T4	Speed	Lap	Lap Time	T1	T2	T3	T4	Speed
<b>17th 82 Stefano NEPA</b> LEVELUP - MTA ITA							Runs=2 Total laps=12 Full laps=9 Valid laps=8						
7	1'48.907	19.813	33.493	22.819	32.782	246.5	1	2'21.395	19.962	35.017	23.319	33.212	169.8
8	1'51.418 *	20.09*	34.749	23.434*	33.144	246.0	2	1'49.596	20.395	33.706	22.883	32.612	242.1
9	2'00.704 P	19.656	33.885	24.165*	42.998	246.0	3	1'48.586 *	19.743	33.452	22.809*	32.582	243.2
10	9'04.378	18.366	33.953	23.074	32.487	178.5	4	1'48.619	19.847	33.407	22.755	32.610	242.6
11	1'47.671	19.515	33.205	22.599	32.352	241.6	5	1'48.421	19.830	33.428	22.685	32.478	242.6
12	1'47.494	19.439	33.032	22.541	32.482	242.6	6	1'48.348	19.692	33.393	22.810	32.453	242.6
13	1'49.945	19.864	33.994	23.085	33.002	240.5	7	1'48.396	19.741	33.383	22.794	32.478	243.7
							8	1'47.905	19.682	33.258	22.597	32.368	244.8
							9	2'05.313 P	19.77*	39.185	23.549*	42.800	248.2
							10	9'18.977	21.450	34.927	24.480	41.222	157.8
							11	1'50.648	19.652	33.338	24.925	32.733	248.8
							12	1'47.823	19.572	33.097	22.813	32.341	251.1
<b>14th 95 Collin VEIJER</b> Liqui Moly Husqvarna NED							Runs=2 Total laps=13 Full laps=10 Valid laps=9						
1	4'42.130	20.291	35.393	23.375	33.726	167.4							
2	1'50.390	20.258	34.054	22.896	33.182	239.4							
3	1'49.531	20.003	33.733	22.869	32.926	240.0							
4	1'49.028	19.963	33.559	22.817	32.689	240.5							
5	1'48.824	19.887	33.538	22.783	32.616	240.5							
6	1'48.728	19.906	33.493	22.721	32.608	240.5							
7	1'48.525	19.846	33.321	22.735	32.623	240.5							
8	1'48.504	19.949	33.398	22.679	32.478	240.5							
9	2'00.402 P	19.73*	34.942	23.630	42.091	241.0							
10	5'32.053	19.740	35.235	23.359	33.016	169.8							
11	1'49.629 *	19.827	33.684*	23.158*	32.960	240.5							
12	1'47.854	19.786	33.180	22.568	32.320	241.0							
13	1'47.559	19.767	33.145	22.480	32.167	241.6							
<b>15th 7 Filippo FARIOLI</b> SIC58 Squadra Corse ITA							Runs=2 Total laps=12 Full laps=9 Valid laps=5						
1	2'16.323	19.966	34.024	23.456	33.105	166.4							
2	1'49.689	20.125	33.666	23.044	32.854	240.0							
3	1'49.015	19.812	33.532	22.913	32.758	240.0							
4	1'49.276	19.854	33.605	22.974	32.843	240.5							
5	1'48.599 *	19.837	33.407	22.830	32.525*	242.1							
6	1'49.452 *	19.889	33.412	23.105*	33.046	240.5							
7	1'48.578	19.729	33.484	22.852	32.513	243.2							
8	1'51.927 *	19.678	33.674	22.763*	35.812	247.7							
9	2'01.439 P	20.15*	35.511	23.499*	42.270	238.4							
10	9'18.901 *	36.340	34.566	25.104	40.207*	114.6							
11	1'54.495 *	20.003	34.371	27.226*	32.895	240.5							
12	1'47.645	19.683	33.073	22.671	32.218	242.1							
<b>19th 54 Riccardo ROSSI</b> CIP Green Power ITA							Runs=2 Total laps=12 Full laps=9 Valid laps=6						
1	2'12.356	21.704	36.972	23.474	33.330	152.9							
2	1'50.599 *	20.158	34.418	23.209	32.814*	241.6							
3	1'48.847	19.987	33.444	22.857	32.559	244.3							
4	1'48.930	19.814	33.578	22.864	32.674	245.4							
5	1'51.428 *	19.803	33.730	23.541*	34.354	240.0							
6	1'50.926	19.776	33.817	23.106	34.227	245.4							
7	1'48.677	19.796	33.539	22.750	32.592	243.2							
8	1'48.858 *	19.693	33.489	23.027*	32.649	243.2							
9	2'09.654 P	21.75*	38.014	25.826	44.062	240.0							
10	9'16.453	21.020	34.252	26.632	44.703	162.6							
11	1'49.250	19.633	33.085	23.906	32.626	246.0							
12	1'47.881	19.609	33.126	22.759	32.387	246.0							
<b>20th 22 David ALMANSA</b> Kopron Rivacold Snip SPA							Runs=2 Total laps=14 Full laps=11 Valid laps=10						
1	2'14.403	21.261	34.957	23.378	33.069	170.8							
2	1'49.443	20.014	33.808	22.938	32.683	244.3							
3	1'48.841 *	19.871	33.525	22.856*	32.589	244.3							
4	1'48.876	19.826	33.584	22.755	32.711	244.8							
5	1'49.808	19.643	33.405	22.913	33.847	243.7							
6	1'49.089	19.603	33.736	22.832	32.918	247.1							
7	1'49.817	19.879	33.628	22.865	33.445	241.6							
8	1'48.632	19.681	33.450	22.805	32.696	242.1							
9	1'48.117	19.791	33.307	22.589	32.430	244.3							
10	1'48.464	19.697	33.278	22.713	32.776	243.2							
<b>Fastest Lap:</b>	Ivan ORTOLA	MT Helmets - MSI	SPA	1'46.364	19.353	32.724	22.485	31.802					

These data/results cannot be reproduced, stored and/or transmitted in whole or in part by any manner of electronic, mechanical, photocopying, recording, broadcasting or otherwise now known or herein after developed without the previous express consent by the copyright owner, except for reproduction in daily press and regular printed publications on sale to the public within 60 days of the event related to those data/results and always provided that copyright symbol appears together as follows below.  
 © DORNA, 2024

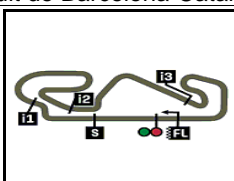
## Practice Nr. 2

## Moto3

Lap	Lap Time	T1	T2	T3	T4	Speed	Lap	Lap Time	T1	T2	T3	T4	Speed
11	1'59.367 P	19.912	33.571	23.035	42.849	240.0	4	1'49.347	19.900	33.692	22.903	32.852	243.7
12	6'25.962	19.770	1'20.596	24.676	33.651	175.8	5	1'55.854 *	19.80*	35.560	23.488*	37.000	242.6
13	1'48.135	19.773	33.403	22.645	32.314	240.0	6	1'49.338 *	19.759	33.625	22.891	33.063*	245.4
14	1'47.910	19.754	33.267	22.609	32.280	240.0	7	1'50.340	20.320	33.770	22.869	33.381	242.1
<b>21st 8 Eddie O'SHEA</b> FleetSafe Honda - ML GBR Runs=2 Total laps=12 Full laps=9 Valid laps=8							8	1'49.000	19.727	33.665	22.815	32.793	244.8
1	2'15.015	20.923	35.039	23.523	33.230	171.9	9	1'59.528 P	19.69*	34.313	22.992	42.524	243.7
2	1'49.731	20.067	33.899	23.034	32.731	243.2	10	9'24.807	20.515	35.203	24.703	39.934	164.3
3	1'49.414	19.989	33.734	22.996	32.695	243.2	11	1'48.520 *	19.563	33.483	22.843*	32.631	244.3
4	1'50.249	19.911	33.607	23.860	32.871	242.6	12	1'48.457	19.853	33.308	22.792	32.504	243.2
5	1'48.666	19.884	33.487	22.808	32.487	244.3	<b>25th 89 Marcos URIARTE</b> CFMOTO Valresa Asp SPA Runs=2 Total laps=12 Full laps=9 Valid laps=4						
6	1'49.384	19.856	33.542	23.021	32.965	243.7	1	2'06.724	19.212	34.851	23.304	33.147	176.4
7	1'50.100	19.764	33.801	22.819	33.716	244.8	2	1'49.888 *	20.232	33.759	22.995*	32.902	240.5
8	1'48.638	19.793	33.482	22.917	32.446	247.7	3	1'49.085 *	19.970	33.535	22.862*	32.718	244.8
9	2'01.348 P	19.962	34.601	23.433	43.352	243.2	4	1'48.924	19.884	33.549	22.875	32.616	243.2
10	9'23.270	22.098	34.572	24.435	40.934	155.3	5	1'48.871	19.751	33.625	22.852	32.643	243.7
11	1'51.364 *	19.828	33.610	23.093	34.833*	246.0	6	1'49.233	19.859	33.761	22.893	32.720	242.6
12	1'48.076	19.781	33.266	22.701	32.328	245.4	7	1'48.778 *	19.621	33.651	22.858*	32.648	243.2
<b>22nd 18 Matteo BERTELLE</b> Kopron Rivacold Snip ITA Runs=2 Total laps=13 Full laps=10 Valid laps=7							8	1'50.320	19.730	34.346	23.247	32.997	242.6
1	2'12.858	21.425	35.629	23.390	33.365	171.1	9	2'01.789 P	19.45*	34.421	23.280*	44.631	241.6
2	1'49.532	19.908	33.822	22.899	32.903	245.4	10	9'29.720	20.967	35.233	24.613	39.146	163.6
3	1'49.000	19.823	33.506	22.967	32.704	242.1	11	1'50.134 *	19.644	34.653*	23.152	32.685	246.5
4	1'48.206	19.705	33.376	22.726	32.399	246.0	12	1'48.193 *	19.606	33.435	22.685*	32.467*	248.2
5	1'51.119	19.587	33.466	22.711	35.355	244.8	<b>26th 5 Tatchakorn BUASRI</b> Honda Team Asia THA Runs=2 Total laps=12 Full laps=9 Valid laps=4						
6	1'50.275 *	19.680	33.645	23.481*	33.469	244.8	1	2'16.775	19.345	34.959	23.835	33.373	179.4
7	1'49.235	19.757	33.870	22.814	32.794	244.8	2	1'49.432	19.932	33.712	22.979	32.809	243.7
8	1'48.913	19.813	33.620	22.933	32.547	242.1	3	1'49.269	19.929	33.474	22.958	32.908	241.6
9	1'48.331 *	19.823	33.347	22.795*	32.366	245.4	4	1'50.501 *	19.793	34.414	23.241	33.053*	243.7
10	2'00.668 P	19.722	34.279	23.759	42.908	242.1	5	1'51.094	19.960	33.733	23.049	34.352	240.5
11	7'36.107	20.544	33.911	26.327	41.727	173.9	6	1'51.923 *	19.814	34.454	23.474	34.181*	242.1
12	1'48.981	19.915	33.885	22.959	32.222	244.8	7	1'50.776 *	19.905	33.826	23.218*	33.827*	241.0
13	1'47.552 *	19.666	33.156	22.526*	32.204	242.1	8	1'50.690 *	20.241	33.954	23.277*	33.218*	243.2
<b>23rd 10 Nicola CARRARO</b> LEVELUP - MTA ITA Runs=2 Total laps=12 Full laps=9 Valid laps=5							9	2'08.478 P	20.67*	38.832	24.621*	44.352	237.3
1	2'12.665	20.878	36.261	23.452	33.405	173.6	10	9'05.966 *	19.778	35.962	25.727*	41.762	168.7
2	1'50.381 *	19.913	33.859	22.831*	33.778	249.4	11	1'53.134 *	19.953	34.090	23.680*	35.411*	245.4
3	1'48.377	19.588	33.513	22.659	32.617	249.4	12	1'48.968	19.779	33.558	22.945	32.686	244.3
4	1'48.515	19.990	33.455	22.607	32.463	245.4	<b>27th 55 Noah DETTWILER</b> CIP Green Power SWI Runs=2 Total laps=12 Full laps=9 Valid laps=7						
5	1'51.242 *	19.478	33.394	22.685	35.685*	248.8	1	2'10.390	20.900	35.195	23.793	34.384	173.3
6	1'49.984	19.442	33.503	22.802	34.237	251.1	2	1'50.873	20.373	34.246	23.184	33.070	238.9
7	1'49.685	19.750	33.903	23.015	33.017	250.5	3	1'50.502	20.296	33.943	23.353	32.910	238.4
8	1'48.394	19.501	33.536	22.725	32.632	248.8	4	1'49.764	20.142	33.660	23.059	32.903	241.6
9	2'00.675 P	19.78*	35.002	23.004	42.888	244.8	5	1'50.178	20.052	33.887	23.080	33.159	241.6
10	9'23.991	39.253	34.299	25.117	42.232	57.6	6	1'50.279 *	19.841	34.045	23.034	33.359*	244.8
11	1'48.756 *	19.470	33.880*	22.798*	32.608*	248.2	7	1'49.738	19.947	33.958	22.938	32.895	243.7
12	1'47.803 *	19.516	33.324	22.529*	32.434	244.8	8	1'49.416	20.045	33.646	22.986	32.739	244.3
<b>24th 85 Xabi ZURUTUZA</b> Red Bull KTM Ajo SPA Runs=2 Total laps=12 Full laps=9 Valid laps=6							9	1'59.152 P	20.280	33.996	23.086	41.790	238.9
1	2'06.736	19.515	35.196	23.491	33.250	178.2	10	9'23.513 *	21.789	34.412	23.630	43.339*	161.9
2	1'49.488	20.085	33.779	22.926	32.698	243.2	11	1'50.918 *	20.162	34.275	23.554*	32.927*	241.0
3	1'49.598	19.889	33.657	22.881	33.171	244.8	12	1'49.263	20.225	33.640	22.981	32.417	238.4

**Fastest Lap:** Ivan ORTOLA MT Helmets - MSI SPA 1'46.364 19.353 32.724 22.485 31.802

These data/results cannot be reproduced, stored and/or transmitted in whole or in part by any manner of electronic, mechanical, photocopying, recording, broadcasting or otherwise now known or herein after developed without the previous express consent by the copyright owner, except for reproduction in daily press and regular printed publications on sale to the public within 60 days of the event related to those data/results and always provided that copyright symbol appears together as follows below.  
© DORNA, 2024



4657 m.

## MOTUL SOLIDARITY GRAND PRIX OF BARCELONA

## Practice Nr. 2

## Best Partial Times

IT Ideal Lap Time, sum of the best partial times

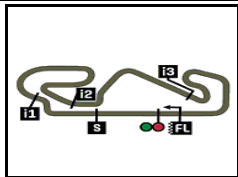
BT Best Lap Time

T1		T2		T3		T4				IT	BT	
Pos	Rider	Time	Rider	Time	Rider	Time	Rider	Time	Pos	Rider	IT	BT
11.	ORTOLA	19.353	I.ORTOLA	32.724	D.ALONSO	22.262	I.ORTOLA	31.802	1	I.ORTOLA	1'46.364	1'46.364 (1)
2	D.HOLGADO	19.417	A.PIQUERAS	32.847	D.HOLGADO	22.393	D.ALONSO	31.872	2	D.ALONSO	1'46.439	1'46.439 (2)
3	YAMANAKA	19.424	D.HOLGADO	32.848	J.ROULSTONE	22.408	D.MUÑOZ	31.873	3	D.MUÑOZ	1'46.726	1'46.760 (4)
4	D.ALONSO	19.430	A.FERNANDEZ	32.858	J.RUEDA	22.422	J.ROULSTONE	31.965	4	J.ROULSTONE	1'46.739	1'46.751 (3)
5	A.CARPE	19.439	J.RUEDA	32.865	D.MUÑOZ	22.423	A.PIQUERAS	31.994	5	D.HOLGADO	1'46.756	1'46.869 (6)
6	N.CARRARO	19.442	L.LUNETTA	32.866	L.LUNETTA	22.427	S.OGDEN	32.001	6	A.PIQUERAS	1'46.848	1'46.858 (5)
7	A.FERNANDEZ	19.468	D.ALONSO	32.875	A.PIQUERAS	22.439	T.SUZUKI	32.017	7	A.FERNANDEZ	1'46.858	1'46.980 (8)
8	J.KELSO	19.469	S.OGDEN	32.876	A.FERNANDEZ	22.440	L.LUNETTA	32.033	8	L.LUNETTA	1'46.882	1'47.013 (9)
9	D.MUÑOZ	19.471	J.ROULSTONE	32.881	S.OGDEN	22.444	A.FERNANDEZ	32.092	9	S.OGDEN	1'46.901	1'46.901 (7)
10	J.ROULSTONE	19.485	D.MUÑOZ	32.959	T.SUZUKI	22.477	D.HOLGADO	32.098	10	J.RUEDA	1'47.039	1'47.039 (10)
11	T.SUZUKI	19.535	T.SUZUKI	33.017	C.VEIJER	22.480	J.RUEDA	32.127	11	T.SUZUKI	1'47.046	1'47.192 (11)
12	L.LUNETTA	19.556	A.CARPE	33.032	I.ORTOLA	22.485	C.VEIJER	32.167	12	A.CARPE	1'47.364	1'47.494 (13)
13	X.ZURUTUZA	19.563	F.FARIOLI	33.073	A.CARPE	22.541	M.BERTELLE	32.204	13	R.YAMANAKA	1'47.429	1'47.454 (12)
14	A.PIQUERAS	19.568	R.ROSSI	33.085	T.FURUSATO	22.573	J.KELSO	32.216	14	J.KELSO	1'47.462	1'47.660 (16)
15	S.NEPA	19.572	S.NEPA	33.097	R.YAMANAKA	22.575	F.FARIOLI	32.218	15	C.VEIJER	1'47.559	1'47.559 (14)
16	S.OGDEN	19.580	R.YAMANAKA	33.098	D.ALMANSA	22.589	D.ALMANSA	32.280	16	S.NEPA	1'47.607	1'47.823 (17)
17	M.BERTELLE	19.587	T.FURUSATO	33.144	S.NEPA	22.597	E.O'SHEA	32.328	17	F.FARIOLI	1'47.640	1'47.645 (15)
18	D.ALMANSA	19.603	C.VEIJER	33.145	N.CARRARO	22.607	T.FURUSATO	32.331	18	M.BERTELLE	1'47.658	1'48.206 (22)
19	M.URIARTE	19.606	J.KELSO	33.154	J.KELSO	22.623	R.YAMANAKA	32.332	19	D.ALMANSA	1'47.739	1'47.910 (20)
20	R.ROSSI	19.609	M.BERTELLE	33.156	F.FARIOLI	22.671	S.NEPA	32.341	20	T.FURUSATO	1'47.784	1'47.825 (18)
21	J.RUEDA	19.625	E.O'SHEA	33.266	E.O'SHEA	22.701	A.CARPE	32.352	21	N.CARRARO	1'47.807	1'48.377 (23)
22	F.FARIOLI	19.678	D.ALMANSA	33.267	M.BERTELLE	22.711	R.ROSSI	32.387	22	R.ROSSI	1'47.831	1'47.881 (19)
23	T.FURUSATO	19.736	X.ZURUTUZA	33.308	R.ROSSI	22.750	N.DETTWILER	32.417	23	E.O'SHEA	1'48.059	1'48.076 (21)
24	E.O'SHEA	19.764	N.CARRARO	33.324	X.ZURUTUZA	22.792	N.CARRARO	32.434	24	X.ZURUTUZA	1'48.167	1'48.457 (24)

These data/results cannot be reproduced, stored and/or transmitted in whole or in part by any manner of electronic, mechanical, photocopying, recording, broadcasting or otherwise now known or herein after developed without the previous express consent by the copyright owner, except for reproduction in daily press and regular printed publications on sale to the public within 60 days of the event related to those data/results and always provided that copyright symbol appears together as follows below.

© DORNA, 2024





4657 m.

## MOTUL SOLIDARITY GRAND PRIX OF BARCELONA

## Practice Nr. 2

## Best Partial Times

Moto3™

*IT* Ideal Lap Time, sum of the best partial times*BT* Best Lap Time

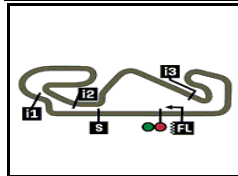
<i>T1</i>		<i>T2</i>		<i>T3</i>		<i>T4</i>						
<i>Pos</i>	<i>Rider</i>	<i>Time</i>	<i>Rider</i>	<i>Time</i>	<i>Rider</i>	<i>Time</i>	<i>Rider</i>	<i>Time</i>	<i>Pos</i>	<i>Rider</i>	<i>IT</i>	<i>BT</i>
25	C.VEIJER	19.767	M.URIARTE	33.435	M.URIARTE	22.852	X.ZURUTUZA	32.504	25	M.URIARTE	1'48.509	1'48.871 (25)
26	T.BUASRI	19.779	T.BUASRI	33.474	N.DETTWILER	22.938	M.URIARTE	32.616	26	N.DETTWILER	1'48.836	1'49.263 (27)
27	N.DETTWILER	19.841	N.DETTWILER	33.640	T.BUASRI	22.945	T.BUASRI	32.686	27	T.BUASRI	1'48.884	1'48.968 (26)

These data/results cannot be reproduced, stored and/or transmitted in whole or in part by any manner of electronic, mechanical, photocopying, recording, broadcasting or otherwise now known or herein after developed without the previous express consent by the copyright owner, except for reproduction in daily press and regular printed publications on sale to the public within 60 days of the event related to those data/results and always provided that copyright symbol appears together as follows below.

© DORNA, 2024

Official MotoGP Timing by TISSOT  
www.motogp.com





4657 m.

## MOTUL SOLIDARITY GRAND PRIX OF BARCELONA

## Practice Nr. 2

## Fastest Laps Sequence

<i>Practice Time</i>	 <i>Rider</i>	<i>Nation</i>	<i>Motorcycle</i>	<i>Time</i>	<i>Km/h</i>	<i>Rider's Lap</i>
3'55.995	99 Jose Antonio RUEDA	SPA	KTM	1'49.451	153.1	2
3'56.046	83 Alvaro CARPE	SPA	KTM	1'48.936	153.8	2
3'59.890	48 Ivan ORTOLA	SPA	KTM	1'48.260	154.8	2
4'09.869	31 Adrian FERNANDEZ	SPA	HONDA	1'48.243	154.8	2
5'55.794	58 Luca LUNETTA	ITA	HONDA	1'48.161	155.0	3
5'57.925	31 Adrian FERNANDEZ	SPA	HONDA	1'48.056	155.1	3
7'45.979	31 Adrian FERNANDEZ	SPA	HONDA	1'48.054	155.1	4
8'03.032	80 David ALONSO	COL	CFMOTO	1'47.726	155.6	4
8'03.528	66 Joel KELSO	AUS	KTM	1'47.660	155.7	4
9'40.141	96 Daniel HOLGADO	SPA	GASGAS	1'47.614	155.7	5
9'40.891	24 Tatsuki SUZUKI	JPN	HUSQVARNA	1'47.407	156.0	4
11'27.537	96 Daniel HOLGADO	SPA	GASGAS	1'47.396	156.1	6
27'33.327	99 Jose Antonio RUEDA	SPA	KTM	1'47.274	156.2	12
27'35.215	31 Adrian FERNANDEZ	SPA	HONDA	1'46.980	156.7	13
28'11.073	80 David ALONSO	COL	CFMOTO	1'46.970	156.7	12
29'42.530	96 Daniel HOLGADO	SPA	GASGAS	1'46.869	156.8	12
29'42.583	64 David MUÑOZ	SPA	KTM	1'46.760	157.0	12
29'42.935	12 Jacob ROULSTONE	AUS	GASGAS	1'46.751	157.0	12
29'57.512	80 David ALONSO	COL	CFMOTO	1'46.439	157.5	13
30'00.175	48 Ivan ORTOLA	SPA	KTM	1'46.364	157.6	13

These data/results cannot be reproduced, stored and/or transmitted in whole or in part by any manner of electronic, mechanical, photocopying, recording, broadcasting or otherwise now known or herein after developed without the previous express consent by the copyright owner, except for reproduction in daily press and regular printed publications on sale to the public within 60 days of the event related to those data/results and always provided that copyright symbol appears together as follows below.

© DORNA, 2024