

5543 m.

PETRONAS GRAND PRIX OF MALAYSIA

Warm Up

Classification

25

	Rider	Nation	Team	Motorcycle	Time	Lap	Total	Gap	Top Speed
1	93 <b>Marc MARQUEZ</b>	SPA	Gresini Racing MotoGP	DUCATI	<b>1'59.073</b>	3	5		<b>331.2</b>
2	89 <b>Jorge MARTIN</b>	SPA	Prima Pramac Racing	DUCATI	<b>1'59.076</b>	3	5	0.003 0.003	<b>333.3</b>
3	1 <b>Francesco BAGNAIA</b>	ITA	Ducati Lenovo Team	DUCATI	<b>1'59.085</b>	3	5	0.012 0.009	<b>335.4</b>
4	73 <b>Alex MARQUEZ</b>	SPA	Gresini Racing MotoGP	DUCATI	<b>1'59.136</b>	3	5	0.063 0.051	<b>329.2</b>
5	31 <b>Pedro ACOSTA</b>	SPA	Red Bull GASGAS Tech3	KTM	<b>1'59.136</b>	3	5	0.063	<b>337.5</b>
6	21 <b>Franco MORBIDELLI</b>	ITA	Prima Pramac Racing	DUCATI	<b>1'59.325</b>	3	5	0.252 0.189	<b>333.3</b>
7	20 <b>Fabio QUARTARARO</b>	FRA	Monster Energy Yamaha MotoGP	YAMAHA	<b>1'59.487</b>	3	5	0.414 0.162	<b>325.3</b>
8	41 <b>Aleix ESPARGARO</b>	SPA	Aprilia Racing	APRILIA	<b>1'59.497</b>	3	5	0.424 0.010	<b>331.2</b>
9	23 <b>Enea BASTIANINI</b>	ITA	Ducati Lenovo Team	DUCATI	<b>1'59.545</b>	3	5	0.472 0.048	<b>333.3</b>
10	43 <b>Jack MILLER</b>	AUS	Red Bull KTM Factory Racing	KTM	<b>1'59.633</b>	5	5	0.560 0.088	<b>332.3</b>
11	5 <b>Johann ZARCO</b>	FRA	CASTROL Honda LCR	HONDA	<b>1'59.676</b>	3	5	0.603 0.043	<b>324.3</b>
12	37 <b>Augusto FERNANDEZ</b>	SPA	Red Bull GASGAS Tech3	KTM	<b>1'59.700</b>	5	5	0.627 0.024	<b>330.2</b>
13	42 <b>Alex RINS</b>	SPA	Monster Energy Yamaha MotoGP	YAMAHA	<b>1'59.813</b>	3	3	0.740 0.113	<b>329.2</b>
14	72 <b>Marco BEZZECCHI</b>	ITA	Pertamina Enduro VR46 Racing Te	DUCATI	<b>1'59.824</b>	3	5	0.751 0.011	<b>332.3</b>
15	25 <b>Raul FERNANDEZ</b>	SPA	Trackhouse Racing	APRILIA	<b>1'59.874</b>	3	5	0.801 0.050	<b>327.2</b>
16	30 <b>Takaaki NAKAGAMI</b>	JPN	IDEMITSU Honda LCR	HONDA	<b>1'59.936</b>	3	5	0.863 0.062	<b>325.3</b>
17	36 <b>Joan MIR</b>	SPA	Repsol Honda Team	HONDA	<b>1'59.977</b>	5	5	0.904 0.041	<b>330.2</b>
18	12 <b>Maverick VIÑALES</b>	SPA	Aprilia Racing	APRILIA	<b>2'00.134</b>	5	5	1.061 0.157	<b>329.2</b>
19	33 <b>Brad BINDER</b>	RSA	Red Bull KTM Factory Racing	KTM	<b>2'00.236</b>	5	5	1.163 0.102	<b>330.2</b>
20	10 <b>Luca MARINI</b>	ITA	Repsol Honda Team	HONDA	<b>2'00.339</b>	5	5	1.266 0.103	<b>327.2</b>
21	32 <b>Lorenzo SAVADORI</b>	ITA	Trackhouse Racing	APRILIA	<b>2'01.569</b>	5	5	2.496 1.230	<b>323.3</b>
22	29 <b>Andrea IANNONE</b>	ITA	Pertamina Enduro VR46 Racing Te	DUCATI	<b>2'01.764</b>	2	5	2.691 0.195	<b>325.3</b>

Practice condition: Dry

Air: 32°

Humidity: 60%

Ground: 44°

<b>Fastest Lap:</b>	Lap: 3	<b>Marc MARQUEZ</b>	<b>1'59.073</b>	167.5 Km/h
<b>Best Race Lap:</b>	2023	<b>Alex MARQUEZ</b>	<b>1'58.979</b>	167.7 Km/h
<b>All-Time Lap Record:</b>	2024	<b>Francesco BAGNAIA</b>	<b>1'56.337</b>	171.5 Km/h

The results are provisional until the end of the limit for protest and appeals.

Time limit for protest expires 60' after publication of the results - ..... Time: .....

These data/results cannot be reproduced, stored and/or transmitted in whole or in part by any manner of electronic, mechanical, photocopying, recording, broadcasting or otherwise now known or herein after developed without the previous express consent by the copyright owner, except for reproduction in daily press and regular printed publications on sale to the public within 60 days of the event related to those data/results and always provided that copyright symbol appears together as follows below.

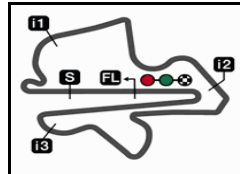
© DORNA, 2024

Official MotoGP Timing by TISSOT

www.motogp.com

Sepang, Sunday, November 03, 2024





5543 m.

## PETRONAS GRAND PRIX OF MALAYSIA

## Warm Up

## Top Speed &amp; Average

26



Rider	Nation	Motorcycle	Top 5 speeds				Average	Top
31 <b>Pedro ACOSTA</b>	SPA	KTM	337.5	337.5	336.4	334.3	336.4	337.5
1 <b>Francesco BAGNAIA</b>	ITA	DUCATI	335.4	334.3	332.3	329.2	332.8	335.4
21 <b>Franco MORBIDELLI</b>	ITA	DUCATI	333.3	332.3	332.3	331.2	332.3	333.3
23 <b>Enea BASTIANINI</b>	ITA	DUCATI	333.3	332.3	332.3	329.2	331.8	333.3
89 <b>Jorge MARTIN</b>	SPA	DUCATI	333.3	332.3	332.3	332.3	332.6	333.3
43 <b>Jack MILLER</b>	AUS	KTM	332.3	332.3	332.3	331.2	332.0	332.3
72 <b>Marco BEZZECCHI</b>	ITA	DUCATI	332.3	329.2	329.2	326.2	329.2	332.3
41 <b>Aleix ESPARGARO</b>	SPA	APRILIA	331.2	330.2	324.3	321.4	326.8	331.2
93 <b>Marc MARQUEZ</b>	SPA	DUCATI	331.2	331.2	330.2	223.6	304.1	331.2
33 <b>Brad BINDER</b>	RSA	KTM	330.2	330.2	330.2	328.2	329.7	330.2
36 <b>Joan MIR</b>	SPA	HONDA	330.2	330.2	330.2	328.2	329.7	330.2
37 <b>Augusto FERNANDEZ</b>	SPA	KTM	330.2	330.2	329.2		329.9	330.2
12 <b>Maverick VIÑALES</b>	SPA	APRILIA	329.2	327.2	326.2	325.3	327.0	329.2
42 <b>Alex RINS</b>	SPA	YAMAHA	329.2	328.2	321.4		326.3	329.2
73 <b>Alex MARQUEZ</b>	SPA	DUCATI	329.2	328.2	323.3	322.3	325.8	329.2
10 <b>Luca MARINI</b>	ITA	HONDA	327.2	326.2	324.3	321.4	324.8	327.2
25 <b>Raul FERNANDEZ</b>	SPA	APRILIA	327.2	327.2	326.2	326.2	326.7	327.2
20 <b>Fabio QUARTARARO</b>	FRA	YAMAHA	325.3	325.3	325.3	325.3	325.3	325.3
29 <b>Andrea IANNONE</b>	ITA	DUCATI	325.3	321.4	318.5	308.5	318.4	325.3
30 <b>Takaaki NAKAGAMI</b>	JPN	HONDA	325.3	325.3	323.3	320.4	323.6	325.3
5 <b>Johann ZARCO</b>	FRA	HONDA	324.3	324.3	323.3	308.5	320.1	324.3
32 <b>Lorenzo SAVADORI</b>	ITA	APRILIA	323.3	323.3	322.3	318.5	321.9	323.3

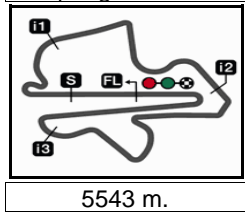
These data/results cannot be reproduced, stored and/or transmitted in whole or in part by any manner of electronic, mechanical, photocopying, recording, broadcasting or otherwise now known or herein after developed without the previous express consent by the copyright owner, except for reproduction in daily press and regular printed publications on sale to the public within 60 days of the event related to those data/results and always provided that copyright symbol appears together as follows below.

© DORNA, 2024

Official MotoGP Timing by TISSOT  
www.motogp.com



Sepang, Sunday, November 03, 2024



**PETRONAS GRAND PRIX OF MALAYSIA**  
Warm Up  
**Chronological Analysis of Performances**

**27**

\* Lap / Sector time cancelled      T1 Time from finish line to 1st intermediate      T3 Time from 2nd intermed. to 3rd intermed.  
P Crossing the finish line in pit lane      T2 Time from 1st intermed. to 2nd intermed.      T4 Time from 3rd intermediate to finish line  
\*\*Tyre data subject to further updates

Lap	Lap Time	T1	T2	T3	T4	Speed	Lap	Lap Time	T1	T2	T3	T4	Speed	
<b>1st</b>	<b>93</b>	<b>Marc MARQUEZ</b> DUCATI SPA Gresini Racing MotoGP						<b>Run # 1</b>	<b>Front Tyre Slick-Soft</b> <b>Rear Tyre Slick-Medium</b>					
		Runs=1    Total laps=5    Full laps=4    Valid laps=3							12 Laps at start      3 Laps at start					
								1	2'25.347	24.332	28.402	49.406	30.578	
								2	<b>1'59.680</b>	25.065	27.576	36.948	<b>30.091</b>	<b>337.5</b>
								3	<b>1'59.136</b>	<b>24.645</b>	<b>27.432</b>	<b>36.892</b>	30.167	336.4
								4	2'02.418 *	24.749	29.792	37.160	30.717*	334.3
								5	<b>1'59.699</b>	24.853	27.506	37.050	30.290	337.5
<b>2nd</b>	<b>89</b>	<b>Jorge MARTIN</b> DUCATI SPA Prima Pramac Racing						<b>Run # 1</b>	<b>Front Tyre Slick-Soft</b> <b>Rear Tyre Slick-Medium</b>					
		Runs=1    Total laps=5    Full laps=4    Valid laps=4							7 Laps at start      4 Laps at start					
								1	3'01.422	25.049	28.666	37.803	30.513	
								2	<b>1'59.657</b>	24.903	27.551	36.869	30.334	332.3
								3	<b>1'59.076</b>	<b>24.724</b>	27.351	36.780	<b>30.221</b>	332.3
								4	<b>2'00.852</b>	24.765	<b>27.318</b>	37.302	31.467	332.3
								5	<b>1'59.319</b>	24.874	27.390	<b>36.731</b>	30.324	<b>333.3</b>
<b>3rd</b>	<b>1</b>	<b>Francesco BAGNAIA</b> DUCATI ITA Ducati Lenovo Team						<b>Run # 1</b>	<b>Front Tyre Slick-Soft</b> <b>Rear Tyre Slick-Medium</b>					
		Runs=1    Total laps=5    Full laps=4    Valid laps=4							7 Laps at start      6 Laps at start					
								1	2'06.075	24.960	29.012	38.212	30.867	
								2	<b>1'59.647</b>	24.761	27.477	37.029	30.380	334.3
								3	<b>1'59.085</b>	<b>24.714</b>	<b>27.256</b>	36.906	<b>30.209</b>	332.3
								4	<b>1'59.322</b>	24.775	27.306	36.932	30.309	329.2
								5	<b>1'59.704</b>	25.053	27.434	<b>36.896</b>	30.321	<b>335.4</b>
<b>4th</b>	<b>73</b>	<b>Alex MARQUEZ</b> DUCATI SPA Gresini Racing MotoGP						<b>Run # 1</b>	<b>Front Tyre Slick-Soft</b> <b>Rear Tyre Slick-Medium</b>					
		Runs=1    Total laps=5    Full laps=4    Valid laps=4							7 Laps at start      4 Laps at start					
								1	2'06.862	25.160	29.126	38.326	30.902	
								2	<b>1'59.515</b>	24.985	27.450	36.884	<b>30.196</b>	322.3
								3	<b>1'59.136</b>	24.866	27.336	<b>36.704</b>	30.230	323.3
								4	<b>1'59.308</b>	<b>24.743</b>	<b>27.193</b>	37.002	30.370	328.2
								5	<b>1'59.570</b>	24.812	27.442	36.953	30.363	<b>329.2</b>
<b>5th</b>	<b>31</b>	<b>Pedro ACOSTA</b> KTM SPA Red Bull GASGAS Tech3						<b>Run # 1</b>	<b>Front Tyre Slick-Soft</b> <b>Rear Tyre Slick-Medium</b>					
		Runs=1    Total laps=5    Full laps=4    Valid laps=3							12 Laps at start      4 Laps at start					
								1	2'41.896	26.294	30.315	38.936	30.739	
<b>6th</b>	<b>21</b>	<b>Franco MORBIDELLI</b> DUCATI ITA Prima Pramac Racing						<b>Run # 1</b>	<b>Front Tyre Slick-Soft</b> <b>Rear Tyre Slick-Medium</b>					
		Runs=1    Total laps=5    Full laps=4    Valid laps=3							7 Laps at start      4 Laps at start					
								1	2'13.923	26.107	29.673	38.956	30.511	
								2	<b>2'00.016</b>	24.962	27.698	37.187	30.169	332.3
								3	<b>1'59.325</b>	24.770	27.442	<b>36.957</b>	<b>30.156</b>	<b>333.3</b>
								4	2'07.163 *	<b>24.659</b>	27.542	42.545	32.417*	332.3
								5	<b>2'01.502</b>	24.669	<b>27.334</b>	38.834	30.665	331.2
<b>7th</b>	<b>20</b>	<b>Fabio QUARTARARO</b> YAMAHA FRA Monster Energy Yamaha MotoGP Team						<b>Run # 1</b>	<b>Front Tyre Slick-Soft</b> <b>Rear Tyre Slick-Medium</b>					
		Runs=1    Total laps=5    Full laps=4    Valid laps=4							7 Laps at start      6 Laps at start					
								1	2'04.828	26.710	28.767	38.204	30.617	
								2	<b>2'00.160</b>	25.023	27.543	37.180	30.414	<b>325.3</b>
								3	<b>1'59.487</b>	24.776	27.422	36.919	<b>30.370</b>	325.3
								4	<b>1'59.517</b>	<b>24.743</b>	27.420	36.957	30.397	325.3
								5	<b>1'59.505</b>	24.752	<b>27.411</b>	<b>36.893</b>	30.449	325.3
<b>8th</b>	<b>41</b>	<b>Aleix ESPARGARO</b> APRILIA SPA Aprilia Racing						<b>Run # 1</b>	<b>Front Tyre Slick-Soft</b> <b>Rear Tyre Slick-Medium</b>					
		Runs=1    Total laps=5    Full laps=4    Valid laps=3							4 Laps at start      3 Laps at start					
								1	2'26.495	25.446	28.879	41.757	31.717	
								2	<b>1'59.956</b>	25.111	27.446	<b>36.945</b>	30.454	<b>331.2</b>
								3	<b>1'59.497</b>	24.808	<b>27.409</b>	37.035	<b>30.245</b>	330.2
								4	1'59.714 *	24.786	27.484	37.073	30.371*	321.4
								5	<b>1'59.765</b>	<b>24.778</b>	27.492	37.128	30.367	324.3
<b>9th</b>	<b>23</b>	<b>Enea BASTIANINI</b> DUCATI ITA Ducati Lenovo Team						<b>Run # 1</b>	<b>Front Tyre Slick-Soft</b> <b>Rear Tyre Slick-Medium</b>					
		Runs=1    Total laps=5    Full laps=4    Valid laps=3							12 Laps at start      4 Laps at start					
								1	2'41.896	26.294	30.315	38.936	30.739	

**Fastest Lap:** Marc MARQUEZ      Gresini Racing MotoG    SPA      **1'59.073**      24.785      27.394      36.789      30.105

These data/results cannot be reproduced, stored and/or transmitted in whole or in part by any manner of electronic, mechanical, photocopying, recording, broadcasting or otherwise now known or herein after developed without the previous express consent by the copyright owner, except for reproduction in daily press and regular printed publications on sale to the public within 60 days of the event related to those data/results and always provided that copyright symbol appears together as follows below.  
© DORNA, 2024



# Warm Up

# MotoGP

Lap	Lap Time	T1	T2	T3	T4	Speed	Lap	Lap Time	T1	T2	T3	T4	Speed				
2	2'00.427	25.078	27.726	37.319	30.304	329.2	4	2'01.462	24.789	28.086	37.749	30.838	329.2				
3	1'59.545	24.833	27.488	37.013	30.211	332.3	5	2'00.251	24.857	27.652	37.093	30.649	329.2				
4	2'01.837 *	24.754	27.560	39.078	30.445*	333.3											
5	1'59.553	24.786	27.501	36.984	30.282	332.3											
<b>10th 43 Jack MILLER</b> KTM AUS							<b>15th 25 Raul FERNANDEZ</b> APRILIA SPA										
Red Bull KTM Factory Racing							Trackhouse Racing										
Runs=1 Total laps=5 Full laps=4 Valid laps=3							Runs=1 Total laps=5 Full laps=4 Valid laps=3										
<b>Run #</b>	<b>1</b>	<b>Front Tyre</b>	<b>Slick-Soft</b>	<b>Rear Tyre</b>	<b>Slick-Medium</b>		<b>Run #</b>	<b>1</b>	<b>Front Tyre</b>	<b>Slick-Soft</b>	<b>Rear Tyre</b>	<b>Slick-Medium</b>					
				7 Laps at start								4 Laps at start					
1	2'23.935	25.353	29.658	47.571	31.362		1	2'54.538	24.823	28.731	38.051	30.942					
2	1'59.775	24.959	27.495	37.010	30.311	332.3	2	2'00.366	25.178	27.557	37.128	30.503	326.2				
3	2'01.905	26.959	27.674	37.037	30.235	332.3	3	1'59.874	24.909	27.481	37.021	30.463	326.2				
4	1'59.295 *	24.639	27.426	36.882	30.348*	332.3	4	2'01.330 *	24.983	27.571	37.627	31.149*	327.2				
5	1'59.633	24.736	27.460	37.039	30.398	331.2	5	2'00.522	24.944	27.611	37.290	30.677	327.2				
<b>11th 5 Johann ZARCO</b> HONDA FRA							<b>16th 30 Takaaki NAKAGAMI</b> HONDA JPN										
CASTROL Honda LCR							IDEMITSU Honda LCR										
Runs=1 Total laps=5 Full laps=4 Valid laps=4							Runs=1 Total laps=5 Full laps=4 Valid laps=3										
<b>Run #</b>	<b>1</b>	<b>Front Tyre</b>	<b>Slick-Soft</b>	<b>Rear Tyre</b>	<b>Slick-Medium</b>		<b>Run #</b>	<b>1</b>	<b>Front Tyre</b>	<b>Slick-Soft</b>	<b>Rear Tyre</b>	<b>Slick-Medium</b>					
				7 Laps at start								4 Laps at start					
1	2'07.069	25.272	28.933	38.206	30.981		1	2'23.075	27.466	30.491	39.273	30.911					
2	1'59.938	25.061	27.463	37.018	30.396	308.5	2	2'00.737	25.223	27.663	37.336	30.515	325.3				
3	1'59.676	24.809	27.340	37.174	30.353	324.3	3	1'59.936	24.877	27.522	37.157	30.380	320.4				
4	2'03.736	27.892	28.007	37.088	30.749	323.3	4	1'59.906 *	24.778	27.433	37.165	30.530*	325.3				
5	2'00.059	24.883	27.515	37.098	30.563	324.3	5	2'00.513	24.839	27.535	37.273	30.866	323.3				
<b>12th 37 Augusto FERNANDEZ</b> KTM SPA							<b>17th 36 Joan MIR</b> HONDA SPA										
Red Bull GASGAS Tech3							Repsol Honda Team										
Runs=2 Total laps=5 Full laps=3 Valid laps=3							Runs=1 Total laps=5 Full laps=4 Valid laps=4										
<b>Run #</b>	<b>1</b>	<b>Front Tyre</b>	<b>Slick-Soft</b>	<b>Rear Tyre</b>	<b>Slick-Medium</b>		<b>Run #</b>	<b>1</b>	<b>Front Tyre</b>	<b>Slick-Soft</b>	<b>Rear Tyre</b>	<b>Slick-Medium</b>					
				12 Laps at start								3 Laps at start					
1	2'35.488 P	25.449	29.063	38.643	41.930		1	2'09.858	25.059	28.952	38.080	30.556					
				5 Laps at start								4 Laps at start					
2	2'29.749	24.176	28.427	37.799	30.519		2	2'02.032	25.115	27.804	37.464	31.649	330.2				
3	2'00.075	24.858	27.706	37.185	30.326	330.2	3	2'00.261	24.970	27.622	37.169	30.500	330.2				
4	1'59.955	24.759	27.604	37.274	30.318	330.2	4	2'00.088	24.859	27.538	37.297	30.394	328.2				
5	1'59.700	24.791	27.545	37.042	30.322	329.2	5	1'59.977	24.771	27.649	37.181	30.376	330.2				
<b>13th 42 Alex RINS</b> YAMAHA SPA							<b>18th 12 Maverick VIÑALES</b> APRILIA SPA										
Monster Energy Yamaha MotoGP Team							Aprilia Racing										
Runs=1 Total laps=3 Full laps=2 Valid laps=2							Runs=1 Total laps=5 Full laps=4 Valid laps=3										
<b>Run #</b>	<b>1</b>	<b>Front Tyre</b>	<b>Slick-Soft</b>	<b>Rear Tyre</b>	<b>Slick-Medium</b>		<b>Run #</b>	<b>1</b>	<b>Front Tyre</b>	<b>Slick-Soft</b>	<b>Rear Tyre</b>	<b>Slick-Medium</b>					
				7 Laps at start								4 Laps at start					
1	2'08.632	24.951	28.850	38.129	30.899		1	2'48.757	26.412	28.615	37.779	30.747					
2	2'00.238	25.071	27.599	37.232	30.336	329.2	2	2'00.277	25.119	27.542	37.072	30.544	326.2				
3	1'59.813	24.849	27.537	37.066	30.361	321.4	3	2'00.309	24.940	27.501	37.036	30.832	327.2				
unfinished				24.812		27.818 37.150 328.2						31.045*		329.2			
<b>14th 72 Marco BEZZECCHI</b> DUCATI ITA							<b>19th 33 Brad BINDER</b> KTM RSA										
Pertamina Enduro VR46 Racing Team							Red Bull KTM Factory Racing										
Runs=1 Total laps=5 Full laps=4 Valid laps=4							Runs=1 Total laps=5 Full laps=4 Valid laps=3										
<b>Run #</b>	<b>1</b>	<b>Front Tyre</b>	<b>Slick-Soft</b>	<b>Rear Tyre</b>	<b>Slick-Medium</b>		<b>Run #</b>	<b>1</b>	<b>Front Tyre</b>	<b>Slick-Soft</b>	<b>Rear Tyre</b>	<b>Slick-Medium</b>					
				10 Laps at start								4 Laps at start					
1	2'07.678	24.927	29.158	38.239	30.728		1	2'22.422	25.504	29.369	38.682	30.858					
2	2'00.816	25.099	27.770	37.478	30.469	326.2	2	2'00.696	25.105	27.781	37.312	30.498	330.2				
3	1'59.824	24.973	27.532	37.039	30.280	332.3	3	2'04.922	24.928	27.466	41.965	30.563	330.2				
				27.532		37.039 30.280 332.3						37.263		30.566*	330.2		
				24.869		27.598 37.107 30.662 328.2						24.869		27.598	37.107	30.662	328.2

**Fastest Lap:** Marc MARQUEZ Gresini Racing MotoG SPA 1'59.073 24.785 27.394 36.789 30.105

These data/results cannot be reproduced, stored and/or transmitted in whole or in part by any manner of electronic, mechanical, photocopying, recording, broadcasting or otherwise now known or herein after developed without the previous express consent by the copyright owner, except for reproduction in daily press and regular printed publications on sale to the public within 60 days of the event related to those data/results and always provided that copyright symbol appears together as follows below.  
© DORNA, 2024



# Warm Up

MotoGP

Lap	Lap Time	T1	T2	T3	T4	Speed	Lap	Lap Time	T1	T2	T3	T4	Speed
-----	----------	----	----	----	----	-------	-----	----------	----	----	----	----	-------

**20th 10** **Luca MARINI** HONDA ITA  
 Repsol Honda Team  
 Runs=1 Total laps=5 Full laps=4 Valid laps=4

Run #	1	Front Tyre	Slick-Medium	Rear Tyre	Slick-Medium	
			New Tyre		4 Laps at start	
1	2'05.218	26.194	28.887	38.157	30.827	
2	<b>2'00.791</b>	25.002	27.662	37.366	30.761	326.2
3	<b>2'00.422</b>	25.035	27.710	37.216	30.461	321.4
4	<b>2'00.513</b>	25.034	27.674	37.172	30.633	327.2
5	<b>2'00.339</b>	24.923	27.717	37.105	30.594	324.3

**21st 32** **Lorenzo SAVADORI** APRILIA ITA  
 Trackhouse Racing  
 Runs=1 Total laps=5 Full laps=4 Valid laps=3

Run #	1	Front Tyre	Slick-Soft	Rear Tyre	Slick-Medium	
			6 Laps at start		3 Laps at start	
1	2'26.829	31.431	29.590	39.418	31.845	
2	<b>2'01.828</b>	25.462	27.770	37.600	30.996	323.3
3	<b>2'13.523</b>	25.888	32.527	41.988	33.120	322.3
4	2'10.060 *	25.290	27.764	41.566	35.440*	323.3
5	<b>2'01.569</b>	25.379	27.763	37.600	30.827	318.5

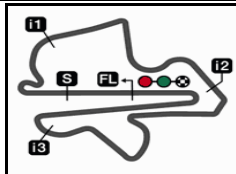
**22nd 29** **Andrea IANNONE** DUCATI ITA  
 Pertamina Enduro VR46 Racing Team  
 Runs=1 Total laps=5 Full laps=4 Valid laps=3

Run #	1	Front Tyre	Slick-Soft	Rear Tyre	Slick-Medium	
			6 Laps at start		3 Laps at start	
1	2'08.725	24.894	28.938	38.392	31.134	
2	<b>2'01.764</b>	25.836	27.729	37.489	30.710	308.5
3	<b>2'04.452</b>	25.486	30.697	37.815	30.454	321.4
4	2'00.275 *	24.926	27.462	37.260	30.627*	325.3
5	<b>2'07.115</b>	27.423	30.439	38.321	30.932	318.5

**Fastest Lap:** Marc MARQUEZ Gresini Racing MotoGP SPA **1'59.073** 24.785 27.394 36.789 30.105

These data/results cannot be reproduced, stored and/or transmitted in whole or in part by any manner of electronic, mechanical, photocopying, recording, broadcasting or otherwise now known or herein after developed without the previous express consent by the copyright owner, except for reproduction in daily press and regular printed publications on sale to the public within 60 days of the event related to those data/results and always provided that copyright symbol appears together as follows below.  
 © DORNA, 2024





**PETRONAS GRAND PRIX OF MALAYSIA**  
**Official Starting Grid**

5543 m.

Race : 20 laps = 110.86 km

**28**



1	<b>1</b> 1'56.337 <b>1 Francesco BAGNAIA</b> Ducati	<b>2</b> 1'56.553 <b>89 Jorge MARTIN</b> Ducati	<b>3</b> 1'57.275 <b>73 Alex MARQUEZ</b> Ducati
2	<b>4</b> 1'57.279 <b>21 Franco MORBIDELLI</b> Ducati	<b>5</b> 1'57.301 <b>93 Marc MARQUEZ</b> Ducati	<b>6</b> 1'57.366 <b>23 Enea BASTIANINI</b> Ducati
3	<b>7</b> 1'57.558 <b>43 Jack MILLER</b> KTM	<b>8</b> 1'57.592 <b>20 Fabio QUARTARARO</b> Yamaha	<b>9</b> 1'57.726 <b>42 Alex RINS</b> Yamaha
4	<b>10</b> 1'57.882 <b>33 Brad BINDER</b> KTM	<b>11</b> 1'57.971 <b>5 Johann ZARCO</b> Honda	<b>12</b> 1'58.046 <b>12 Maverick VIÑALES</b> Aprilia
5	<b>13</b> 1'57.839 <b>31 Pedro ACOSTA</b> KTM	<b>14</b> 1'57.869 <b>72 Marco BEZZECCHI</b> Ducati	<b>15</b> 1'58.023 <b>25 Raul FERNANDEZ</b> Aprilia
6	<b>16</b> 1'58.107 <b>41 Aleix ESPARGARO</b> Aprilia	<b>17</b> 1'58.183 <b>29 Andrea IANNONE</b> Ducati	<b>18</b> 1'58.300 <b>30 Takaaki NAKAGAMI</b> Honda
7	<b>19</b> 1'58.520 <b>10 Luca MARINI</b> Honda	<b>20</b> 1'58.618 <b>36 Joan MIR</b> Honda	<b>21</b> 1'59.006 <b>37 Augusto FERNANDEZ</b> KTM
8	<b>22</b> 1'59.263 <b>32 Lorenzo SAVADORI</b> Aprilia		

The results are provisional until the end of the limit for protest and appeals and until the ratification of the Event Management Committee.

Time limit for protest expires 60' at the latest after publication of the results - ..... Time: .....

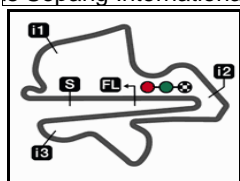
These data/results cannot be reproduced, stored and/or transmitted in whole or in part by any manner of electronic, mechanical, photocopying, recording, broadcasting or otherwise now known or herein after developed without the previous express consent by the copyright owner, except for reproduction in daily press and regular printed publications on sale to the public within 60 days of the event related to those data/results and always provided that copyright symbol appears together as follows below.

© DORNA, 2024

Official MotoGP Timing by **TISSOT**  
 www.motogp.com



**Sepang, Sunday, November 03, 2024**



5543 m.

# PETRONAS GRAND PRIX OF MALAYSIA

## Warm Up

### Best Partial Times

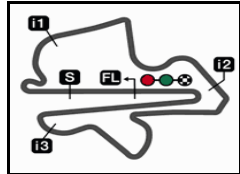
# MotoGP™

*IT* Ideal Lap Time, sum of the best partial times

*BT* Best Lap Time

<i>T1</i>		<i>T2</i>		<i>T3</i>		<i>T4</i>				<i>IT</i>	<i>BT</i>	
<i>Pos</i>	<i>Rider</i>	<i>Time</i>	<i>Rider</i>	<i>Time</i>	<i>Rider</i>	<i>Time</i>	<i>Rider</i>	<i>Time</i>	<i>Pos</i>	<i>Rider</i>	<i>IT</i>	<i>BT</i>
1	J.MILLER	24.639	A.MARQUEZ	27.193	A.MARQUEZ	36.704	P.ACOSTA	30.091	1	<b>A.MARQUEZ</b>	1'58.836	1'59.136 (4)
2	<b>P.ACOSTA</b>	<b>24.645</b>	<b>F.BAGNAIA</b>	<b>27.256</b>	<b>J.MARTIN</b>	<b>36.731</b>	<b>M.MARQUEZ</b>	<b>30.105</b>	2	<b>M.MARQUEZ</b>	1'58.917	1'59.073 (1)
3	F.MORBIDELLI	24.659	M.MARQUEZ	27.266	M.MARQUEZ	36.789	F.MORBIDELLI	30.156	3	<b>J.MARTIN</b>	1'58.994	1'59.076 (2)
4	<b>F.BAGNAIA</b>	<b>24.714</b>	<b>J.MARTIN</b>	<b>27.318</b>	<b>J.MILLER</b>	<b>36.882</b>	<b>A.MARQUEZ</b>	<b>30.196</b>	4	<b>P.ACOSTA</b>	1'59.060	1'59.136 (5)
5	J.MARTIN	24.724	F.MORBIDELLI	27.334	P.ACOSTA	36.892	F.BAGNAIA	30.209	5	<b>F.BAGNAIA</b>	1'59.075	1'59.085 (3)
6	<b>F.QUARTARARO</b>	<b>24.743</b>	<b>J.ZARCO</b>	<b>27.340</b>	<b>F.QUARTARARO</b>	<b>36.893</b>	<b>E.BASTIANINI</b>	<b>30.211</b>	6	<b>F.MORBIDELLI</b>	1'59.106	1'59.325 (6)
7	A.MARQUEZ	24.743	A.ESPARGARO	27.409	F.BAGNAIA	36.896	J.MARTIN	30.221	7	<b>J.MILLER</b>	1'59.182	1'59.633 (10)
8	<b>E.BASTIANINI</b>	<b>24.754</b>	<b>F.QUARTARARO</b>	<b>27.411</b>	<b>A.ESPARGARO</b>	<b>36.945</b>	<b>J.MILLER</b>	<b>30.235</b>	8	<b>A.ESPARGAR</b>	1'59.377	1'59.497 (8)
9	M.MARQUEZ	24.757	J.MILLER	27.426	F.MORBIDELLI	36.957	A.ESPARGARO	30.245	9	<b>F.QUARTARAR</b>	1'59.417	1'59.487 (7)
10	<b>A.FERNANDEZ</b>	<b>24.759</b>	<b>P.ACOSTA</b>	<b>27.432</b>	<b>E.BASTIANINI</b>	<b>36.984</b>	<b>M.BEZZECCHI</b>	<b>30.280</b>	10	<b>E.BASTIANINI</b>	1'59.437	1'59.545 (9)
11	B.BINDER	24.761	T.NAKAGAMI	27.433	J.ZARCO	37.018	A.FERNANDEZ	30.318	11	<b>J.ZARCO</b>	1'59.520	1'59.676 (11)
12	<b>J.MIR</b>	<b>24.771</b>	<b>B.BINDER</b>	<b>27.458</b>	<b>R.FERNANDEZ</b>	<b>37.021</b>	<b>A.RINS</b>	<b>30.336</b>	12	<b>M.BEZZECCHI</b>	1'59.640	1'59.824 (14)
13	T.NAKAGAMI	24.778	A.IANNONE	27.462	M.VIÑALES	37.036	J.ZARCO	30.353	13	<b>A.FERNANDEZ</b>	1'59.664	1'59.700 (12)
14	<b>A.ESPARGARO</b>	<b>24.778</b>	<b>R.FERNANDEZ</b>	<b>27.481</b>	<b>M.BEZZECCHI</b>	<b>37.039</b>	<b>F.QUARTARARO</b>	<b>30.370</b>	14	<b>T.NAKAGAMI</b>	1'59.748	1'59.936 (16)
15	M.BEZZECCHI	24.789	E.BASTIANINI	27.488	A.FERNANDEZ	37.042	J.MIR	30.376	15	<b>A.RINS</b>	1'59.751	1'59.813 (13)
16	<b>J.ZARCO</b>	<b>24.809</b>	<b>M.VIÑALES</b>	<b>27.501</b>	<b>A.RINS</b>	<b>37.066</b>	<b>T.NAKAGAMI</b>	<b>30.380</b>	16	<b>B.BINDER</b>	1'59.824	2'00.236 (19)
17	A.RINS	24.812	M.BEZZECCHI	27.532	L.MARINI	37.105	A.IANNONE	30.454	17	<b>J.MIR</b>	1'59.854	1'59.977 (17)
18	<b>R.FERNANDEZ</b>	<b>24.909</b>	<b>A.RINS</b>	<b>27.537</b>	<b>B.BINDER</b>	<b>37.107</b>	<b>L.MARINI</b>	<b>30.461</b>	18	<b>R.FERNANDEZ</b>	1'59.874	1'59.874 (15)
19	L.MARINI	24.923	J.MIR	27.538	T.NAKAGAMI	37.157	R.FERNANDEZ	30.463	19	<b>M.VIÑALES</b>	2'00.021	2'00.134 (18)
20	<b>A.IANNONE</b>	<b>24.926</b>	<b>A.FERNANDEZ</b>	<b>27.545</b>	<b>J.MIR</b>	<b>37.169</b>	<b>B.BINDER</b>	<b>30.498</b>	20	<b>A.IANNONE</b>	2'00.102	2'01.764 (22)
21	M.VIÑALES	24.940	L.MARINI	27.662	A.IANNONE	37.260	M.VIÑALES	30.544	21	<b>L.MARINI</b>	2'00.151	2'00.339 (20)
22	<b>L.SAVADORI</b>	<b>25.290</b>	<b>L.SAVADORI</b>	<b>27.763</b>	<b>L.SAVADORI</b>	<b>37.600</b>	<b>L.SAVADORI</b>	<b>30.827</b>	22	<b>L.SAVADORI</b>	2'01.480	2'01.569 (21)

These data/results cannot be reproduced, stored and/or transmitted in whole or in part by any manner of electronic, mechanical, photocopying, recording, broadcasting or otherwise now known or herein after developed without the previous express consent by the copyright owner, except for reproduction in daily press and regular printed publications on sale to the public within 60 days of the event related to those data/results and always provided that copyright symbol appears together as follows below.  
© DORNA, 2024




5543 m.

## PETRONAS GRAND PRIX OF MALAYSIA

## Warm Up

## Fastest Laps Sequence

<i>Practice Time</i>	 <i>Rider</i>	<i>Nation</i>	<i>Motorcycle</i>	<i>Time</i>	<i>Km/h</i>	<i>Rider's Lap</i>
4'04.988	20 Fabio QUARTARARO	FRA	YAMAHA	2'00.160	166.0	2
4'05.722	1 Francesco BAGNAIA	ITA	DUCATI	1'59.647	166.7	2
4'06.377	73 Alex MARQUEZ	SPA	DUCATI	1'59.515	166.9	2
6'04.475	20 Fabio QUARTARARO	FRA	YAMAHA	1'59.487	167.0	3
6'04.807	1 Francesco BAGNAIA	ITA	DUCATI	1'59.085	167.5	3
6'14.067	93 Marc MARQUEZ	SPA	DUCATI	1'59.073	167.5	3

These data/results cannot be reproduced, stored and/or transmitted in whole or in part by any manner of electronic, mechanical, photocopying, recording, broadcasting or otherwise now known or herein after developed without the previous express consent by the copyright owner, except for reproduction in daily press and regular printed publications on sale to the public within 60 days of the event related to those data/results and always provided that copyright symbol appears together as follows below.

© DORNA, 2024