

5543 m.

PETRONAS GRAND PRIX OF MALAYSIA

Race

Classification after 19 laps = 105.317 km

29

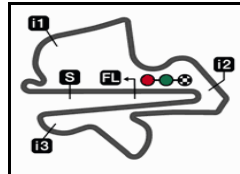
Pos		Rider	Nation	Team	Motorcycle	Total Time	Km/h	Gap
1	25	1 Francesco BAGNAIA	ITA	Ducati Lenovo Team	DUCATI	38'04.563	165.9	
2	20	89 Jorge MARTIN	SPA	Prima Pramac Racing	DUCATI	38'07.704	165.7	3.141
3	16	23 Enea BASTIANINI	ITA	Ducati Lenovo Team	DUCATI	38'15.047	165.1	10.484
4	13	73 Alex MARQUEZ	SPA	Gresini Racing MotoGP	DUCATI	38'16.793	165.0	12.230
5	11	31 Pedro ACOSTA	SPA	Red Bull GASGAS Tech3	KTM	38'18.262	164.9	13.699
6	10	20 Fabio QUARTARARO	FRA	Monster Energy Yamaha MotoGP	YAMAHA	38'20.808	164.7	16.245
7	9	12 Maverick VIÑALES	SPA	Aprilia Racing	APRILIA	38'24.010	164.5	19.447
8	8	42 Alex RINS	SPA	Monster Energy Yamaha MotoGP	YAMAHA	38'25.174	164.4	20.611
9	7	72 Marco BEZZECCHI	ITA	Pertamina Enduro VR46 Racing T	DUCATI	38'26.557	164.3	21.994
10	6	37 Augusto FERNANDEZ	SPA	Red Bull GASGAS Tech3	KTM	38'26.737	164.3	22.174
11	5	5 Johann ZARCO	FRA	CASTROL Honda LCR	HONDA	38'30.188	164.1	25.625
12	4	93 Marc MARQUEZ	SPA	Gresini Racing MotoGP	DUCATI	38'31.839	163.9	27.276
13	3	41 Aleix ESPARGARO	SPA	Aprilia Racing	APRILIA	38'32.167	163.9	27.604
14	2	21 Franco MORBIDELLI	ITA	Prima Pramac Racing	DUCATI	38'32.512	163.9	27.949
15	1	10 Luca MARINI	ITA	Repsol Honda Team	HONDA	38'33.401	163.8	28.838
16		25 Raul FERNANDEZ	SPA	Trackhouse Racing	APRILIA	38'43.410	163.1	38.847
17		29 Andrea IANNONE	ITA	Pertamina Enduro VR46 Racing T	DUCATI	38'52.162	162.5	47.599
18		32 Lorenzo SAVADORI	ITA	Trackhouse Racing	APRILIA	38'53.519	162.4	48.956
Not classified								
		30 Takaaki NAKAGAMI	JPN	IDEMITSU Honda LCR	HONDA	28'56.516	160.8	5 laps
		36 Joan MIR	SPA	Repsol Honda Team	HONDA	10'11.575	163.1	14 laps
Not started								
		43 Jack MILLER	AUS	Red Bull KTM Factory Racing	KTM			
		33 Brad BINDER	RSA	Red Bull KTM Factory Racing	KTM			

The results are provisional until the end of the limit for protest and appeals.

Time limit for protest expires 60' after publication of the results - Time:

These data/results cannot be reproduced, stored and/or transmitted in whole or in part by any manner of electronic, mechanical, photocopying, recording, broadcasting or otherwise now known or herein after developed without the previous express consent by the copyright owner, except for reproduction in daily press and regular printed publications on sale to the public within 60 days of the event related to those data/results and always provided that copyright symbol appears together as follows below.

© DORNA, 2024



5543 m.

PETRONAS GRAND PRIX OF MALAYSIA
Race

Classification after 19 laps = 105.317 km

29

Pos	Rider	Nation	Team	Motorcycle	Total Time	Km/h	Gap
-----	-------	--------	------	------------	------------	------	-----

Race condition: Dry

Air: 34°
Humidity: 57%
Ground: 54°

Pole Position:

Fastest Lap:

Best Race Lap:

All-Time Lap Record:

	Francesco BAGNAIA	1'56.337	171.5 Km/h
Lap 5	Francesco BAGNAIA	1'59.118	167.5 Km/h
2023	Alex MARQUEZ	1'58.979	167.7 Km/h
2024	Francesco BAGNAIA	1'56.337	171.5 Km/h

14:35'00

14:40'02

14:59'48

15:02'31

15:03'31 Jack MILLER

15:03'31 Brad BINDER

15:03'31 Fabio QUARTARARO

15:03'57

15:08'08

15:13'55

15:20'00

15:23'05

15:25'46

15:25'47 Jack MILLER

15:25'47 Brad BINDER

15:27'06

15:37'15 Joan MIR

15:39'09 Franco MORBIDELLI

15:39'12 Franco MORBIDELLI

15:39'42 Marc MARQUEZ

15:39'49 Marc MARQUEZ

15:54'42 Takaaki NAKAGAMI

SIGHTING LAP START

All bikes on grid

WARM UP LAP START

RACE START

crashed out

crashed out - Rider OK

crashed out - Rider OK

Red flag

New race will be for 19 laps

Pit lane will open at 15:20 for a quick start procedure

SIGHTING LAP START

WARM UP LAP START

RACE START

did not start

did not start

No jump starts

crashed out - Rider OK

crashed out - Rider OK

re-joined race

crashed out - Rider OK

re-joined race

entered pits and retired

The results are provisional until the end of the limit for protest and appeals.

Time limit for protest expires 60' after publication of the results - Time:

These data/results cannot be reproduced, stored and/or transmitted in whole or in part by any manner of electronic, mechanical, photocopying, recording, broadcasting or otherwise now known or herein after developed without the previous express consent by the copyright owner, except for reproduction in daily press and regular printed publications on sale to the public within 60 days of the event related to those data/results and always provided that copyright symbol appears together as follows below.

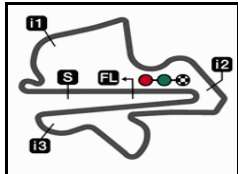
© DORNA, 2024

Official MotoGP Timing by TISSOT
www.motogp.com

Sepang, Sunday, November 03, 2024

Page 2 of 2





5543 m.

PETRONAS GRAND PRIX OF MALAYSIA

MotoGP™

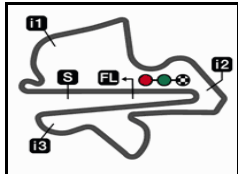
World Championship Classification

30

Rider

[Points Leader](#) [Prev](#)

1	MARTIN Jorge [SPA]	485			28 12 16	32 7 25	20 7 13	12 12 -	37 12 25	26 6 20	16 - 16	29 9 20	12 12 -	29 9 20	29 9 20	29 9 20	13 12 1	29 9 20	25 0 25	26 6 20	32 12 20	29 9 20	32 12 20		
2	BAGNAIA Francesco [ITA]	461	24	24	31 6 25	6 6 -	13 2 11	25 - 25	16 - 16	25 - 25	37 12 25	37 12 25	32 7 25	16 - 16	37 12 25	1 1 -	29 9 20	12 12 -	28 12 16	37 12 25	22 6 16	32 7 25	25 - 25		
3	MARQUEZ Marc [SPA]	369	116	92	18 5 13	9 9 0	9 9 -	24 4 20	29 9 20	25 9 16	22 9 13	6 - 6	24 4 20	13 - 13	13 - 13	37 12 25	30 5 25	22 6 16	7 7 -	23 7 16	34 9 25	11 6 5	13 9 4		
4	BASTIANINI Enea [ITA]	368	117	1	15 4 11	24 4 20	20 4 16	11 - 11	19 6 13	5 5 0	20 - 20	22 6 16	19 6 13	37 12 25	22 6 16	14 3 11	22 6 16	32 7 25	9 9 -	22 9 13	18 7 11	14 12 2	23 7 16		
5	ACOSTA Pedro [SPA]	209	276	159	9 2 7	19 3 16	26 6 20	15 9 6	4 4 -	10 7 3	18 7 11	0 0 -	9 0 9	12 5 7	3 0 3	23 7 16	4 4 0	5 5 -	24 4 20	- - -	- - -	16 - 16	12 1 11		
6	BINDER Brad [RSA]	206	279	3	29 9 20	13 - 13	7 0 7	10 - 10	8 0 8	8 - 8	10 4 6	14 4 10	9 2 7	6 6 -	14 3 11	17 4 13	16 3 13	4 4 0	8 0 8	10 - 10	9 - 9	11 1 10	3 3		
7	VIÑALES Maverick [SPA]	189	296	17	7 1 6	12 12 -	37 12 25	7 - 7	18 7 11	6 2 4	13 5 8	18 7 11	7 3 4	5 2 3	9 0 9	0 0 -	0 0 0	10 0 10	13 3 10	1 1 -	8 - 8	9 0 9	9 0 9		
8	DI GIANNANTONIO Fabio [ITA]	165	320	24	9 - 9	6 - 6	10 - 10	9 0 9	13 3 10	15 4 11	12 3 9	18 5 13	0 0 -	12 - 11	- - -	8 0 8	7 - 7	2 0 2	1 1 -	12 4 8	16 3 13	15 2 13	- -		
9	MORBIDELLI Franco [ITA]	161	324	4	0 0 0	0 0 0	0 0 -	6 6 -	9 0 9	0 0 -	16 6 10	8 1 7	16 5 11	6 - 6	12 4 8	10 - 10	7 7 -	12 1 11	18 5 13	16 5 11	15 5 10	4 4 -	6 4 2		
10	MARQUEZ Alex [SPA]	155	330	6	13 3 10	0 0 -	1 0 1	13 - 13	6 0 6	9 0 9	9 2 7	11 2 9	17 1 16	13 4 9	6 0 6	6 6 -	10 0 10	7 0 7	0 0 -	3 3 -	1 - 1	11 5 6	19 6 13		
11	ESPARGARO Aleix [SPA]	146	339	9	15 7 8	10 2 8	14 5 9	- - -	12 5 7	25 12 13	6 1 5	- - -	- - -	17 7 10	14 7 7	6 - 6	0 0 -	8 0 8	0 0 -	7 - 7	2 2 0	7 0 7	3 0 3		
12	BEZZECCHI Marco [ITA]	144	341	2	2 0 2	10 0 10	8 0 8	16 - 16	- - -	6 1 5	3 0 3	0 0 -	8 0 8	8 - 8	12 2 10	9 0 9	11 - 11	15 2 13	17 6 11	9 0 9	0 - 0	3 3 -	7 0 7		

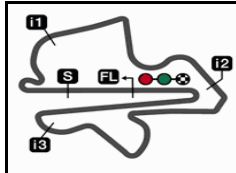


PETRONAS GRAND PRIX OF MALAYSIA

5543 m.

World Championship Classification

Rider	Points	Leader	Prev																																																										
13 QUARTARARO Fabio [FRA]	108	377	36	5	10	4	6	0	7	0	7	5	5	0	2	10	12	9	4	7	0	15	0	5	1	9	0	4	5	1	0	-	0	7	-	0	3	4	0	5	0	5	0	0	2	-	1	9	3	9	0	9	0	4	0	7	0	0	5	10	
14 MILLER Jack [AUS]	84	401	24	0	16	6	0	2	3	0	5	3	7	5	1	10	0	0	8	5	11	2	0	0	5	11	3	3	0	-	2	-	3	-	0	0	0	5	0	3	3	4	5	0	0	1	2	8	0	0	0	-	2	6	-	5	0	11	2		
15 OLIVEIRA Miguel [POR]	71	414	13	1	7	5	10	0	6	2	1	19	0	4	5	5	6	-	-	-	-	-	0	1	0	7	0	5	2	8	0	-	-	6	-	2	0	1	9	10	0	-	0	4	5	-	0	5	0	6	-	-	-	-	-	-	-	-	-		
16 FERNANDEZ Raul [SPA]	66	419	5	0	0	7	5	6	10	4	8	6	0	0	0	0	3	6	1	10	0	0	0	-	0	-	1	6	0	5	1	5	-	10	0	4	0	8	0	6	0	-	0	0	0	0	0	3	0	6	0	1	4	6	0	-	0	0			
17 ZARCO Johann [FRA]	53	432	13	4	1	-	0	4	0	0	3	0	2	0	3	4	1	9	5	4	8	5	0	4	-	1	-	-	0	-	0	4	-	0	0	0	0	0	3	0	0	0	2	0	0	-	3	0	4	0	1	2	7	0	5	-	4	0	8	-	5
18 RINS Alex [SPA]	31	454	22	0	3	0	3	1	0	1	0	-	-	0	7	0	-	5	0	3	0	8	0	0	-	3	0	-	0	3	-	1	0	0	0	1	0	-	-	-	-	-	-	-	0	7	0	0	-	-	0	5	0	0	0	3	0	-	0	8	
19 NAKAGAMI Takaaki [JPN]	31	454	0	0	2	-	2	2	2	0	0	2	1	2	5	3	0	4	3	0	3	0	0	0	0	2	-	-	0	2	0	2	0	2	0	-	0	0	0	2	0	1	0	2	0	5	0	3	0	0	0	4	-	3	0	0	0	3	0		
20 FERNANDEZ Augusto [SPA]	27	458	4	0	5	2	3	3	0	0	2	0	0	1	4	0	0	-	0	1	0	6	0	0	0	5	-	2	3	-	0	3	0	-	0	-	0	2	0	0	0	0	-	1	0	4	0	-	0	0	-	-	0	-	1	0	0	-	0	6	
21 MIR Joan [SPA]	21	464	6	3	4	-	5	-	1	-	0	0	0	0	2	-	5	-	-	0	1	0	0	3	0	4	-	-	1	4	-	-	0	1	-	-	0	-	0	0	0	0	0	-	0	0	0	2	-	-	0	5	-	-	-	-	0	-	0	1	0
22 MARINI Luca [ITA]	14	471	7	0	0	0	0	0	0	0	0	1	0	0	0	0	4	0	2	2	4	1	0	0	0	0	0	0	-	0	0	0	0	0	0	-	0	0	0	0	0	0	0	0	0	0	0	0	0	0	0	0	0	0	0	0	0	1			
23 ESPARGARO Pol [SPA]	12	473	2	-	-	-	-	-	-	0	-	-	-	6	-	6	-	-	-	-	-	-	-	-	-	-	-	-	-	-	-	-	-	-	-	-	-	-	-	-	-	-	-	-	-	-	-	-	-	-	-	-	-	-	-	-					
24 PEDROSA Daniel [SPA]	7	478	5	-	-	-	7	-	-	-	-	-	-	-	-	-	-	-	-	-	-	-	-	-	-	-	-	-	-	-	-	-	-	-	-	-	-	-	-	-	-	-	-	-	-	-	-	-	-	-	-	-	-	-	-	-	-	-	-		



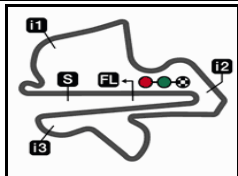
PETRONAS GRAND PRIX OF MALAYSIA

30

5543 m.

World Championship Classification

Rider	<i>Points</i>	<i>Leader</i>	<i>Prev</i>																						
25 BRADL Stefan [GER]	2	483	5	-	-	-	0	-	0	-	-	0	-	0	-	2	-	-	-	-	-	-	-	-	
26 GARDNER Remy [AUS]	0	485	2	-	-	-	-	-	-	-	-	0	0	-	-	-	-	0	-	-	-	-	-		
27 IANNONE Andrea [ITA]	0	485	0	-	-	-	-	-	-	-	-	-	-	-	-	-	-	-	-	-	-	0	0		
28 SAVADORI Lorenzo [ITA]	0	485	0	-	-	-	0	-	-	0	-	-	-	0	-	-	-	0	0	0	0	0	0		



5543 m.

PETRONAS GRAND PRIX OF MALAYSIA

MotoGP™

World Championship Classification

30

Constructor	Points	Leader	Previous	QAT	POR	AME	SPA	FRA	CAT	ITA	NED	GER	GBR	AUT	ARA	RSM	EMI	INA	JPN	AUS	THA	MAL	VAL	
1 DUCATI	685			37	34	25	37	37	34	37	37	37	37	37	37	37	37	37	37	37	37	37	37	37
2 KTM	316	369	369	29	21	26	19	12	15	18	14	11	13	16	23	17	5	24	12	10	17	14		
3 APRILIA	285	400	31	15	20	37	10	18	25	13	18	19	17	16	11	5	10	13	8	12	9	9		
4 YAMAHA	119	566	166	5	10	4	8	1	7	1	7	5	5	-	9	10	12	9	4	7	-	15		
5 HONDA	73	612	46	4	4	-	5	4	2	-	3	2	2	2	5	4	5	9	5	4	8	5		

Team	Points	Leader	Previous	QAT	POR	AME	SPA	FRA	CAT	ITA	NED	GER	GBR	AUT	ARA	RSM	EMI	INA	JPN	AUS	THA	MAL	VAL	
1 DUCATI LENOVO TEAM	829			46	30	33	36	35	30	57	59	51	53	59	15	51	44	37	59	40	46	48		
2 PRIMA PRAMAC RACING	646	183	183	28	32	20	18	46	26	32	37	28	35	41	39	20	41	43	42	47	33	38		
3 GRESINI RACING MOTOGP	524	305	122	31	9	10	37	35	34	31	17	41	26	19	43	40	29	7	26	35	22	32		
4 APRILIA RACING	335	494	189	22	22	51	7	30	31	19	18	7	22	23	6	-	18	13	8	10	16	12		
5 PERTAMINA ENDURO VR46 RACING TE	309	520	26	11	16	18	25	13	21	15	18	8	20	12	17	18	17	18	21	16	18	7		
6 RED BULL KTM FACTORY RACING	290	539	19	29	29	13	10	10	11	10	19	12	13	19	18	26	4	8	18	14	22	5		
7 RED BULL GASGAS TECH3	236	593	54	9	24	28	18	7	10	18	2	9	12	4	27	4	5	24	-	1	16	18		
8 MONSTER ENERGY YAMAHA MOTOGP	139	690	97	5	13	4	9	1	7	1	7	5	5	-	9	10	12	14	4	10	-	23		
9 TRACKHOUSE RACING	137	692	2	1	7	12	15	6	16	6	9	25	-	4	5	5	9	6	1	10	-	-		
10 LCR HONDA	84	745	53	4	3	-	2	6	2	-	3	2	3	2	8	7	1	13	8	4	11	5		
11 REPSOL HONDA TEAM	35	794	49	3	4	-	5	-	1	-	-	1	-	-	2	-	9	-	2	2	5	1		



PETRONAS GRAND PRIX OF MALAYSIA
Race
Lap Chart

31

Pos	1	2	3	4	5	6	7	8	9	10	11	12	13	14	15	16	17	18	19	20	21	22
Grid	1	89	73	21	93	23	43	20	42	33	5	12	31	72	25	41	29	30	10	36	37	32



	1	89	1	93	21	23	73	20	42	31	12	5	72	25	37	41	36	10	30	29	32
	2	1	89	93	21	23	73	20	31	42	12	5	72	25	37	41	36	10	30	29	32
	3	1	89	93	21	23	73	31	20	42	12	5	72	25	37	41	36	10	30	29	32
	4	1	89	93	21	23	73	31	20	12	42	72	5	25	37	41	36	10	30	29	32
	5	1	89	93	21	23	73	31	20	12	42	72	5	37	25	41	36	10	30	29	32
	6	1	89	93	23	21	73	31	20	12	42	72	5	37	25	41	10	30	29	32	
	7	1	89	23	73	31	20	12	42	72	5	37	41	25	10	30	93	21	29	32	
	8	1	89	23	73	31	20	12	42	5	72	37	41	25	10	30	21	93	29	32	
	9	1	89	23	73	31	20	42	12	5	72	37	41	25	10	30	21	93	29	32	
	10	1	89	23	73	31	20	12	42	5	72	37	41	25	10	30	21	93	29	32	
L	11	1	89	23	73	31	20	12	42	5	72	37	41	25	10	30	93	21	29	32	
a	12	1	89	23	73	31	20	12	42	5	72	37	41	25	10	30	21	93	29	32	
P	13	1	89	23	73	31	20	12	42	72	37	5	41	25	10	21	93	30	29	32	
S	14	1	89	23	73	31	20	12	42	72	37	5	41	25	10	21	93	29	32	30	
	15	1	89	23	73	31	20	12	42	72	37	5	41	25	10	21	93	29	32		
	16	1	89	23	73	31	20	12	42	72	37	5	41	25	10	21	93	29	32		
	17	1	89	23	73	31	20	12	42	72	37	5	41	10	93	21	25	29	32		
	18	1	89	23	73	31	20	12	42	72	37	5	41	93	10	21	25	29	32		
	19	1	89	23	73	31	20	12	42	72	37	5	93	41	21	10	25	29	32		

Winner Lapped rider

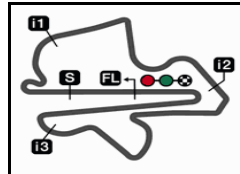
These data/results cannot be reproduced, stored and/or transmitted in whole or in part by any manner of electronic, mechanical, photocopying, recording, broadcasting or otherwise now known or herein after developed without the previous express consent by the copyright owner, except for reproduction in daily press and regular printed publications on sale to the public within 60 days of the event related to those data/results and always provided that copyright symbol appears together as follows below.

© DORNA, 2024

Official MotoGP Timing by **TISSOT**
 www.motogp.com



Sepang, Sunday, November 03, 2024




5543 m.

PETRONAS GRAND PRIX OF MALAYSIA

Race

Fastest Lap of Each Rider

32

	Rider	Nation	Team	Motorcycle	Time	Lap Total	Gap
1	1 Francesco BAGNAIA	ITA	Ducati Lenovo Team	DUCATI	1'59.118	5 19	
2	89 Jorge MARTIN	SPA	Prima Pramac Racing	DUCATI	1'59.338	4 19	0.220 0.220
3	93 Marc MARQUEZ	SPA	Gresini Racing MotoGP	DUCATI	1'59.397	2 19	0.279 0.059
4	23 Enea BASTIANINI	ITA	Ducati Lenovo Team	DUCATI	1'59.723	3 19	0.605 0.326
5	31 Pedro ACOSTA	SPA	Red Bull GASGAS Tech3	KTM	1'59.763	3 19	0.645 0.040
6	73 Alex MARQUEZ	SPA	Gresini Racing MotoGP	DUCATI	1'59.785	3 19	0.667 0.022
7	21 Franco MORBIDELLI	ITA	Prima Pramac Racing	DUCATI	1'59.800	4 19	0.682 0.015
8	20 Fabio QUARTARARO	FRA	Monster Energy Yamaha MotoGP T	YAMAHA	2'00.125	2 19	1.007 0.325
9	42 Alex RINS	SPA	Monster Energy Yamaha MotoGP T	YAMAHA	2'00.145	2 19	1.027 0.020
10	12 Maverick VIÑALES	SPA	Aprilia Racing	APRILIA	2'00.160	2 19	1.042 0.015
11	72 Marco BEZZECCHI	ITA	Pertamina Enduro VR46 Racing Tea	DUCATI	2'00.305	6 19	1.187 0.145
12	37 Augusto FERNANDEZ	SPA	Red Bull GASGAS Tech3	KTM	2'00.329	2 19	1.211 0.024
13	25 Raul FERNANDEZ	SPA	Trackhouse Racing	APRILIA	2'00.334	3 19	1.216 0.005
14	5 Johann ZARCO	FRA	CASTROL Honda LCR	HONDA	2'00.400	6 19	1.282 0.066
15	41 Aleix ESPARGARO	SPA	Aprilia Racing	APRILIA	2'00.432	2 19	1.314 0.032
16	36 Joan MIR	SPA	Repsol Honda Team	HONDA	2'00.438	4 5	1.320 0.006
17	10 Luca MARINI	ITA	Repsol Honda Team	HONDA	2'00.553	5 19	1.435 0.115
18	30 Takaaki NAKAGAMI	JPN	IDEMITSU Honda LCR	HONDA	2'00.632	3 14	1.514 0.079
19	29 Andrea IANNONE	ITA	Pertamina Enduro VR46 Racing Tea	DUCATI	2'01.001	3 19	1.883 0.369
20	32 Lorenzo SAVADORI	ITA	Trackhouse Racing	APRILIA	2'01.502	3 19	2.384 0.501

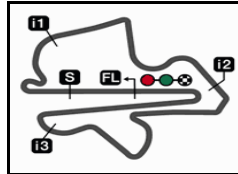
These data/results cannot be reproduced, stored and/or transmitted in whole or in part by any manner of electronic, mechanical, photocopying, recording, broadcasting or otherwise now known or herein after developed without the previous express consent by the copyright owner, except for reproduction in daily press and regular printed publications on sale to the public within 60 days of the event related to those data/results and always provided that copyright symbol appears together as follows below.

© DORNA, 2024

Official MotoGP Timing by TISSOT
www.motogp.com

Sepang, Sunday, November 03, 2024





5543 m.

PETRONAS GRAND PRIX OF MALAYSIA

After the Race

Event Best Maximum Speed

33



Rider	Nation Team	Motorcycle	Km/h	
31 Pedro ACOSTA	SPA Red Bull GASGAS Tech3	KTM	337.5	Warm Up
23 Enea BASTIANINI	ITA Ducati Lenovo Team	DUCATI	337.5	Qualifying Nr. 2
1 Francesco BAGNAIA	ITA Ducati Lenovo Team	DUCATI	336.4	Practice
33 Brad BINDER	RSA Red Bull KTM Factory Racing	KTM	336.4	Qualifying Nr. 1
21 Franco MORBIDELLI	ITA Prima Pramac Racing	DUCATI	335.4	Qualifying Nr. 2
89 Jorge MARTIN	SPA Prima Pramac Racing	DUCATI	335.4	Qualifying Nr. 2
5 Johann ZARCO	FRA CASTROL Honda LCR	HONDA	334.3	Qualifying Nr. 2
43 Jack MILLER	AUS Red Bull KTM Factory Racing	KTM	334.3	Tissot Sprint
25 Raul FERNANDEZ	SPA Trackhouse Racing	APRILIA	334.3	Tissot Sprint
93 Marc MARQUEZ	SPA Gresini Racing MotoGP	DUCATI	334.3	Tissot Sprint
12 Maverick VIÑALES	SPA Aprilia Racing	APRILIA	333.3	Qualifying Nr. 2
72 Marco BEZZECCHI	ITA Pertamina Enduro VR46 Racing T	DUCATI	333.3	Free Practice Nr. 2
36 Joan MIR	SPA Repsol Honda Team	HONDA	333.3	Tissot Sprint
37 Augusto FERNANDEZ	SPA Red Bull GASGAS Tech3	KTM	333.3	Tissot Sprint
41 Aleix ESPARGARO	SPA Aprilia Racing	APRILIA	333.3	Qualifying Nr. 1
42 Alex RINS	SPA Monster Energy Yamaha MotoGP	YAMAHA	332.3	Practice
73 Alex MARQUEZ	SPA Gresini Racing MotoGP	DUCATI	331.2	Qualifying Nr. 2
32 Lorenzo SAVADORI	ITA Trackhouse Racing	APRILIA	331.2	Tissot Sprint
20 Fabio QUARTARARO	FRA Monster Energy Yamaha MotoGP	YAMAHA	331.2	Tissot Sprint
10 Luca MARINI	ITA Repsol Honda Team	HONDA	330.2	Practice
30 Takaaki NAKAGAMI	JPN IDEMITSU Honda LCR	HONDA	330.2	Practice
29 Andrea IANNONE	ITA Pertamina Enduro VR46 Racing T	DUCATI	329.2	Tissot Sprint

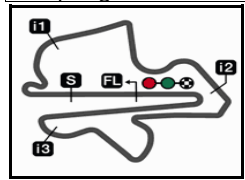
These data/results cannot be reproduced, stored and/or transmitted in whole or in part by any manner of electronic, mechanical, photocopying, recording, broadcasting or otherwise now known or herein after developed without the previous express consent by the copyright owner, except for reproduction in daily press and regular printed publications on sale to the public within 60 days of the event related to those data/results and always provided that copyright symbol appears together as follows below.

© DORNA, 2024

Official MotoGP Timing by TISSOT
www.motogp.com



Sepang, Sunday, November 03, 2024



5543 m.

PETRONAS GRAND PRIX OF MALAYSIA

Race

Chronological Analysis of Performances

34

* Lap / Sector time cancelled

T1 Time from finish line to 1st intermediate

T3 Time from 2nd intermed. to 3rd intermed.

P Crossing the finish line in pit lane

T2 Time from 1st intermed. to 2nd intermed.

T4 Time from 3rd intermediate to finish line

**Tyre data subject to further updates

Lap	Lap Time	T1	T2	T3	T4	Speed	Lap	Lap Time	T1	T2	T3	T4	Speed	
1st	1	Francesco BAGNAIA DUCATI ITA						16	2'01.125	24.836	27.728	38.043	30.518	326.2
		Ducati Lenovo Team						17	2'01.058	24.829	28.006	37.636	30.587	332.3
		Runs=1 Total laps=19 Full laps=18 Valid laps=18						18	2'01.391	24.983	27.982	37.707	30.719	326.2
Run #	1	Front Tyre	Slick-Soft	Rear Tyre	Slick-Medium									
		New Tyre		New Tyre										
1	2'04.835	29.772	27.592	36.984	30.487	277.6	3rd	23	Enea BASTIANINI DUCATI ITA					
2	1'59.359	24.641	27.379	36.915	30.424	332.3			Ducati Lenovo Team					
3	1'59.514	24.736	27.627	36.956	30.195	326.2			Runs=1 Total laps=19 Full laps=18 Valid laps=18					
4	1'59.169	24.705	27.379	36.851	30.234	329.2	Run #	1	Front Tyre	Slick-Soft	Rear Tyre	Slick-Medium		
5	1'59.118	24.641	27.396	36.869	30.212	329.2			New Tyre		New Tyre			
6	1'59.266	24.740	27.341	36.840	30.345	328.2	1	2'05.975	30.668	27.791	37.229	30.287	275.5	
7	1'59.388	24.715	27.419	37.006	30.248	329.2	2	1'59.928	24.946	27.554	37.183	30.245	332.3	
8	1'59.481	24.742	27.390	37.015	30.334	329.2	3	1'59.723	24.826	27.526	37.048	30.323	323.3	
9	1'59.469	24.723	27.398	37.000	30.348	329.2	4	1'59.854	24.793	27.609	37.200	30.252	317.6	
10	1'59.618	24.791	27.531	37.001	30.295	328.2	5	1'59.985	24.792	27.561	37.176	30.456	329.2	
11	1'59.779	24.805	27.462	37.129	30.383	328.2	6	1'59.992	25.004	27.634	37.001	30.353	321.4	
12	2'00.004	24.887	27.592	37.119	30.406	331.2	7	1'59.972	24.849	27.664	37.075	30.384	328.2	
13	2'00.266	24.925	27.711	37.131	30.499	329.2	8	2'00.125	24.843	27.684	37.172	30.426	329.2	
14	2'00.501	24.908	27.716	37.315	30.562	328.2	9	2'01.060	24.956	27.647	37.378	31.079	329.2	
15	2'00.760	25.016	27.748	37.470	30.526	329.2	10	2'00.242	24.943	27.684	37.163	30.452	329.2	
16	2'00.267	24.863	27.794	37.215	30.395	328.2	11	2'00.368	24.907	27.699	37.342	30.420	330.2	
17	2'00.787	24.915	27.887	37.369	30.616	331.2	12	2'00.337	24.980	27.820	37.196	30.341	330.2	
18	2'01.141	25.005	27.932	37.571	30.633	330.2	13	2'00.530	25.031	27.832	37.304	30.363	328.2	
19	2'01.841	25.187	28.116	37.787	30.751	331.2	14	2'00.643	24.990	27.895	37.265	30.493	329.2	
							15	2'00.497	25.016	27.837	37.231	30.413	330.2	
2nd	89	Jorge MARTIN DUCATI SPA						16	2'01.073	24.989	28.024	37.441	30.619	329.2
		Prima Pramac Racing						17	2'01.251	25.148	28.098	37.529	30.476	331.2
		Runs=1 Total laps=19 Full laps=18 Valid laps=18						18	2'01.522	25.083	28.188	37.691	30.560	328.2
Run #	1	Front Tyre	Slick-Medium	Rear Tyre	Slick-Medium		19	2'01.970	25.046	28.203	37.740	30.981	329.2	
		New Tyre		New Tyre										
1	2'04.778	29.841	27.678	36.941	30.318	279.0	4th	73	Alex MARQUEZ DUCATI SPA					
2	1'59.422	24.794	27.383	36.914	30.331	329.2			Gresini Racing MotoGP					
3	1'59.569	24.800	27.462	36.896	30.411	326.2			Runs=1 Total laps=19 Full laps=18 Valid laps=18					
4	1'59.338	24.753	27.382	36.894	30.309	325.3	Run #	1	Front Tyre	Slick-Soft	Rear Tyre	Slick-Medium		
5	1'59.688	24.895	27.464	37.041	30.288	324.3			New Tyre		New Tyre			
6	1'59.520	24.877	27.362	36.933	30.348	325.3	1	2'06.359	30.738	27.849	37.350	30.422	269.3	
7	1'59.463	24.783	27.374	36.943	30.363	327.2	2	1'59.932	24.822	27.557	37.177	30.376	320.4	
8	1'59.662	24.775	27.456	37.016	30.415	328.2	3	1'59.785	24.923	27.467	37.029	30.366	321.4	
9	1'59.627	24.816	27.457	37.023	30.331	329.2	4	2'00.066	24.879	27.514	37.182	30.491	322.3	
10	2'00.062	24.911	27.535	37.161	30.455	329.2	5	1'59.929	24.996	27.495	37.136	30.302	323.3	
11	1'59.998	24.791	27.565	37.113	30.529	329.2	6	2'00.203	25.028	27.516	37.229	30.430	323.3	
12	2'00.061	24.812	27.587	37.197	30.465	330.2	7	2'00.582	25.047	27.630	37.387	30.518	321.4	
13	2'00.209	24.829	27.699	37.202	30.479	332.3	8	2'00.469	25.172	27.606	37.211	30.480	321.4	
14	2'00.502	24.851	27.687	37.345	30.619	329.2	9	2'00.312	25.082	27.575	37.194	30.461	322.3	
15	2'00.127	24.794	27.650	37.308	30.375	329.2	10	2'00.553	24.992	27.777	37.254	30.530	322.3	
							11	2'00.483	25.049	27.603	37.329	30.502	322.3	

Fastest Lap:	Francesco BAGNAIA	Ducati Lenovo Team	ITA	1'59.118	24.641	27.396	36.869	30.212
---------------------	-------------------	--------------------	-----	-----------------	--------	--------	--------	--------

These data/results cannot be reproduced, stored and/or transmitted in whole or in part by any manner of electronic, mechanical, photocopying, recording, broadcasting or otherwise now known or herein after developed without the previous express consent by the copyright owner, except for reproduction in daily press and regular printed publications on sale to the public within 60 days of the event related to those data/results and always provided that copyright symbol appears together as follows below.
© DORNA, 2024



Race

MotoGP

Lap	Lap Time	T1	T2	T3	T4	Speed	Lap	Lap Time	T1	T2	T3	T4	Speed
12	2'00.610	24.995	27.690	37.326	30.599	324.3	18	2'01.606	25.038	28.099	37.602	30.867	328.2
13	2'00.678	25.074	27.703	37.386	30.515	324.3	19	2'02.070	25.164	28.180	37.749	30.977	324.3
14	2'00.683	25.092	27.681	37.347	30.563	321.4							
15	2'00.948	25.129	27.844	37.450	30.525	323.3							
16	2'01.019	25.106	27.866	37.477	30.570	323.3							
17	2'00.974	25.098	27.907	37.442	30.527	322.3							
18	2'01.485	25.184	27.894	37.672	30.735	321.4							
19	2'01.723	25.303	28.101	37.621	30.698	324.3							

5th	31	Pedro ACOSTA	KTM	SPA
Red Bull GASGAS Tech3				
Runs=1 Total laps=19 Full laps=18 Valid laps=16				

Run #	1	Front Tyre	Slick-Soft	Rear Tyre	Slick-Medium	
			New Tyre	New Tyre		
1	2'06.901	31.093	27.967	37.394	30.447	288.7
2	2'00.034	24.952	27.527	37.333	30.222	314.8
3	1'59.763	24.845	27.538	37.143	30.237	324.3
4	1'59.905 *	24.857	27.533	37.127	30.388*	331.2
5	2'00.068	24.910	27.634	37.165	30.359	327.2
6	2'00.027	24.854	27.621	37.106	30.446	330.2
7	2'00.730	25.052	27.738	37.470	30.470	326.2
8	2'00.327	24.917	27.693	37.258	30.459	329.2
9	2'00.546	24.992	27.736	37.216	30.602	330.2
10	2'00.512	24.975	27.857	37.234	30.446	325.3
11	2'00.403 *	24.946	27.717	37.354	30.386*	328.2
12	2'00.385	24.880	27.785	37.205	30.515	330.2
13	2'00.610	24.957	27.796	37.360	30.497	330.2
14	2'01.004	25.220	27.752	37.397	30.635	319.5
15	2'00.873	24.966	27.887	37.379	30.641	331.2
16	2'01.263	25.001	27.946	37.548	30.768	329.2
17	2'01.508	25.004	28.205	37.670	30.629	332.3
18	2'01.444	25.094	28.134	37.520	30.696	329.2
19	2'01.959	25.108	28.358	37.744	30.749	331.2

6th	20	Fabio QUARTARARO	YAMAHA	FRA
Monster Energy Yamaha MotoGP Team				
Runs=1 Total laps=19 Full laps=18 Valid laps=18				

Run #	1	Front Tyre	Slick-Medium	Rear Tyre	Slick-Medium	
			New Tyre	3 Laps at start		
1	2'06.634	30.827	27.915	37.401	30.491	277.6
2	2'00.125	24.836	27.656	37.298	30.335	323.3
3	2'00.147	24.858	27.554	37.164	30.571	328.2
4	2'00.229	24.872	27.676	37.171	30.510	325.3
5	2'00.192	24.881	27.649	37.180	30.482	328.2
6	2'00.183	24.966	27.558	37.123	30.536	327.2
7	2'00.497	24.873	27.772	37.281	30.571	329.2
8	2'00.561	24.902	27.727	37.345	30.587	327.2
9	2'00.978	25.057	27.777	37.339	30.805	328.2
10	2'00.662	24.876	27.798	37.321	30.667	328.2
11	2'00.919	24.979	27.882	37.382	30.676	328.2
12	2'00.785	24.992	27.766	37.426	30.601	328.2
13	2'00.845	24.952	27.826	37.380	30.687	328.2
14	2'00.892	25.036	27.791	37.324	30.741	325.3
15	2'00.988	24.950	27.810	37.431	30.797	328.2
16	2'01.103	24.950	27.869	37.514	30.770	324.3
17	2'01.392	25.007	28.010	37.556	30.819	329.2

7th	12	Maverick VIÑALES	APRILIA	SPA
Aprilia Racing				
Runs=1 Total laps=19 Full laps=18 Valid laps=18				

Run #	1	Front Tyre	Slick-Soft	Rear Tyre	Slick-Medium	
			New Tyre	New Tyre		
1	2'07.245	31.003	27.988	37.698	30.556	281.9
2	2'00.160	25.071	27.493	37.123	30.473	317.6
3	2'00.231	24.919	27.592	37.097	30.623	331.2
4	2'00.265	24.869	27.600	37.260	30.536	327.2
5	2'00.557	24.925	27.784	37.338	30.510	325.3
6	2'00.377	24.964	27.737	37.081	30.595	328.2
7	2'00.847	25.034	27.868	37.293	30.652	323.3
8	2'00.943	25.065	27.784	37.394	30.700	324.3
9	2'01.463	25.072	27.963	37.314	31.114	328.2
10	2'00.847	25.195	27.755	37.272	30.625	325.3
11	2'00.545	24.959	27.643	37.291	30.652	330.2
12	2'01.211	25.062	27.830	37.812	30.507	329.2
13	2'00.951	25.076	27.898	37.349	30.628	325.3
14	2'00.769	25.004	27.820	37.290	30.655	325.3
15	2'00.736	24.968	27.776	37.328	30.664	328.2
16	2'01.464	25.086	28.020	37.581	30.777	329.2
17	2'01.728	25.104	28.077	37.659	30.888	327.2
18	2'01.735	25.076	28.064	37.742	30.853	330.2
19	2'01.936	25.258	28.168	37.659	30.851	330.2

8th	42	Alex RINS	YAMAHA	SPA
Monster Energy Yamaha MotoGP Team				
Runs=1 Total laps=19 Full laps=18 Valid laps=18				

Run #	1	Front Tyre	Slick-Soft	Rear Tyre	Slick-Medium	
			New Tyre	New Tyre		
1	2'06.857	30.942	27.976	37.406	30.533	280.5
2	2'00.145	24.796	27.603	37.354	30.392	321.4
3	2'00.145	24.949	27.701	37.127	30.368	317.6
4	2'00.961	24.945	27.759	37.791	30.466	319.5
5	2'00.867	25.013	27.873	37.405	30.576	325.3
6	2'00.551	25.076	27.687	37.308	30.480	319.5
7	2'00.754	24.997	27.818	37.411	30.528	329.2
8	2'00.767	25.101	27.778	37.433	30.455	325.3
9	2'01.003	25.046	27.862	37.332	30.763	326.2
10	2'01.343	25.358	27.981	37.409	30.595	314.8
11	2'00.693	25.039	27.829	37.344	30.481	327.2
12	2'00.955	25.019	27.798	37.595	30.543	326.2
13	2'00.900	25.075	27.894	37.314	30.617	326.2
14	2'01.477	25.043	28.020	37.582	30.832	324.3
15	2'01.383	25.145	28.005	37.524	30.709	328.2
16	2'01.466	25.131	28.061	37.614	30.660	327.2
17	2'01.172	25.015	28.032	37.472	30.653	328.2
18	2'01.678	25.173	28.086	37.633	30.786	326.2
19	2'02.057	25.233	28.206	37.942	30.676	330.2

Fastest Lap:	Francesco BAGNAIA	Ducati Lenovo Team	ITA	1'59.118	24.641	27.396	36.869	30.212
---------------------	-------------------	--------------------	-----	-----------------	--------	--------	--------	--------

These data/results cannot be reproduced, stored and/or transmitted in whole or in part by any manner of electronic, mechanical, photocopying, recording, broadcasting or otherwise now known or herein after developed without the previous express consent by the copyright owner, except for reproduction in daily press and regular printed publications on sale to the public within 60 days of the event related to those data/results and always provided that copyright symbol appears together as follows below.
© DORNA, 2024



Race

MotoGP

Lap	Lap Time	T1	T2	T3	T4	Speed	Lap	Lap Time	T1	T2	T3	T4	Speed	
9th	72	Marco BEZZECCHI				DUCATI	ITA	2	2'00.425	25.029	27.639	37.230	30.527	311.2
		Pertamina Enduro VR46 Racing Team						3	2'00.565	25.010	27.703	37.286	30.566	317.6
		Runs=1	Total laps=19	Full laps=18	Valid laps=18			4	2'00.960	24.965	27.664	37.679	30.652	323.3
Run #	1	Front Tyre	Slick-Soft	Rear Tyre	Slick-Medium									
			New Tyre		New Tyre									
1	2'07.639	31.306	27.994	37.668	30.671	284.9	5	2'00.448	25.075	27.621	37.173	30.579	314.8	
2	2'00.327	25.070	27.577	37.260	30.420	304.2	6	2'00.400	25.047	27.569	37.225	30.559	314.8	
3	2'00.515	25.012	27.723	37.243	30.537	318.5	7	2'01.253	24.995	27.756	37.355	31.147	319.5	
4	2'00.482	25.036	27.710	37.312	30.424	322.3	8	2'00.986	25.224	27.878	37.226	30.658	313.9	
5	2'00.537	24.904	27.793	37.198	30.642	325.3	9	2'00.779	25.156	27.712	37.251	30.660	321.4	
6	2'00.305	24.913	27.659	37.227	30.506	318.5	10	2'00.928	25.031	27.856	37.476	30.565	321.4	
7	2'01.401	25.001	27.848	37.295	31.257	319.5	11	2'01.783	25.027	27.651	38.364	30.741	322.3	
8	2'01.385	24.984	28.117	37.680	30.604	321.4	12	2'01.209	25.355	27.857	37.365	30.632	305.9	
9	2'01.000	25.136	27.868	37.431	30.565	316.7	13	2'02.240	25.790	28.125	37.589	30.736	323.3	
10	2'01.122	25.005	27.880	37.338	30.899	315.7	14	2'01.445	25.182	27.984	37.495	30.784	318.5	
11	2'01.208	24.961	27.840	37.761	30.646	327.2	15	2'01.616	25.036	28.054	37.798	30.728	324.3	
12	2'01.339	25.438	28.036	37.344	30.521	323.3	16	2'01.731	25.200	28.129	37.577	30.825	326.2	
13	2'01.372	25.200	28.117	37.333	30.722	325.3	17	2'01.990	25.207	28.131	37.787	30.865	325.3	
14	2'01.349	25.064	27.994	37.479	30.812	319.5	18	2'01.913	25.197	28.145	37.773	30.798	323.3	
15	2'00.967	24.941	27.956	37.519	30.551	324.3	19	2'02.149	25.229	28.281	37.744	30.895	325.3	
16	2'01.311	25.064	27.982	37.598	30.667	323.3								
17	2'01.196	24.975	28.062	37.551	30.608	326.2								
18	2'01.433	25.057	28.098	37.566	30.712	325.3								
19	2'01.669	25.138	28.205	37.685	30.641	323.3								

10th	37	Augusto FERNANDEZ				KTM	SPA
		Red Bull GASGAS Tech3					
		Runs=1	Total laps=19	Full laps=18	Valid laps=18		
Run #	1	Front Tyre	Slick-Soft	Rear Tyre	Slick-Medium		
			New Tyre		New Tyre		
1	2'08.336	31.864	28.061	37.846	30.565	280.5	
2	2'00.329	24.902	27.695	37.232	30.500	310.3	
3	2'00.427	24.979	27.799	37.151	30.498	313.0	
4	2'00.616	24.907	27.826	37.209	30.674	318.5	
5	2'00.658	25.074	27.792	37.311	30.481	315.7	
6	2'01.053	25.313	27.806	37.236	30.698	325.3	
7	2'00.663	24.972	27.873	37.402	30.416	319.5	
8	2'00.832	24.960	27.858	37.338	30.676	318.5	
9	2'00.947	25.086	28.048	37.222	30.591	316.7	
10	2'00.993	25.060	28.145	37.224	30.564	309.4	
11	2'01.310	25.054	27.916	37.681	30.659	310.3	
12	2'01.379	25.317	28.127	37.261	30.674	309.4	
13	2'01.221	25.113	28.200	37.316	30.592	318.5	
14	2'01.479	25.076	28.154	37.485	30.764	308.5	
15	2'01.055	25.067	27.991	37.346	30.651	313.0	
16	2'01.547	25.059	28.011	37.501	30.976	318.5	
17	2'01.214	24.938	28.140	37.600	30.536	324.3	
18	2'01.365	24.978	28.181	37.461	30.745	323.3	
19	2'01.313	25.058	28.117	37.413	30.725	328.2	

11th	5	Johann ZARCO				HONDA	FRA
		CASTROL Honda LCR					
		Runs=1	Total laps=19	Full laps=18	Valid laps=18		
Run #	1	Front Tyre	Slick-Soft	Rear Tyre	Slick-Medium		
			New Tyre		New Tyre		
1	2'07.368	31.149	28.056	37.650	30.513	278.3	

12th	93	Marc MARQUEZ				DUCATI	SPA
		Gresini Racing MotoGP					
		Runs=1	Total laps=19	Full laps=18	Valid laps=18		
Run #	1	Front Tyre	Slick-Soft	Rear Tyre	Slick-Medium		
			New Tyre		New Tyre		
1	2'05.095	30.173	27.575	36.985	30.362	279.7	
2	1'59.397	24.812	27.367	36.888	30.330	318.5	
3	1'59.640	24.882	27.459	36.890	30.409	322.3	
4	1'59.530	24.754	27.517	36.914	30.345	325.3	
5	1'59.640	24.795	27.537	37.020	30.288	325.3	
6	1'59.550	24.881	27.465	36.913	30.291	326.2	
7	2'14.547	24.868	27.599	36.969	45.111	326.2	
8	2'01.998	26.390	27.933	37.130	30.545	306.8	
9	2'00.292	24.913	27.740	37.157	30.482	326.2	
10	2'00.805	24.956	27.770	37.246	30.833	325.3	
11	2'00.857	25.045	27.803	37.374	30.635	326.2	
12	2'01.123	25.359	27.880	37.367	30.517	324.3	
13	2'01.051	25.201	28.001	37.288	30.561	314.8	
14	2'01.213	25.230	27.926	37.400	30.657	318.5	
15	2'01.144	25.116	28.010	37.361	30.657	315.7	
16	2'01.310	25.250	28.078	37.391	30.591	313.0	
17	2'01.516	25.191	28.200	37.540	30.585	317.6	
18	2'01.766	25.259	28.121	37.676	30.710	316.7	
19	2'01.365	25.277	28.077	37.354	30.657	312.1	

13th	41	Aleix ESPARGARO				APRILIA	SPA
		Aprilia Racing					
		Runs=1	Total laps=19	Full laps=18	Valid laps=18		
Run #	1	Front Tyre	Slick-Soft	Rear Tyre	Slick-Medium		
			New Tyre		New Tyre		
1	2'08.443	31.689	28.069	37.864	30.821	279.7	
2	2'00.432	25.146	27.653	37.172	30.461	307.6	
3	2'00.589	25.061	27.678	37.326	30.524	310.3	
4	2'00.650	24.983	27.711	37.358	30.598	312.1	
5	2'00.801	25.291	27.604	37.375	30.531	315.7	
6	2'00.827	25.159	27.681	37.371	30.616	318.5	
7	2'00.962	25.210	27.788	37.408	30.556	313.9	

Fastest Lap: Francesco BAGNAIA Ducati Lenovo Team ITA **1'59.118** 24.641 27.396 36.869 30.212

These data/results cannot be reproduced, stored and/or transmitted in whole or in part by any manner of electronic, mechanical, photocopying, recording, broadcasting or otherwise now known or herein after developed without the previous express consent by the copyright owner, except for reproduction in daily press and regular printed publications on sale to the public within 60 days of the event related to those data/results and always provided that copyright symbol appears together as follows below.
© DORNA, 2024

Race

MotoGP

Lap	Lap Time	T1	T2	T3	T4	Speed	Lap	Lap Time	T1	T2	T3	T4	Speed
8	2'00.855	25.059	27.865	37.390	30.541	320.4	14	2'01.719	25.039	28.205	37.624	30.851	321.4
9	2'01.119	25.254	27.750	37.269	30.846	325.3	15	2'01.706	25.148	28.117	37.676	30.765	320.4
10	2'00.901	25.109	27.792	37.452	30.548	325.3	16	2'02.104	25.429	28.242	37.652	30.781	321.4
11	2'01.455	25.213	27.848	37.706	30.688	318.5	17	2'01.906	25.420	28.115	37.548	30.823	326.2
12	2'01.278	25.224	27.873	37.603	30.578	318.5	18	2'02.119	25.235	28.187	37.682	31.015	324.3
13	2'01.933	25.203	28.396	37.641	30.693	323.3	19	2'02.728	25.700	28.458	37.825	30.745	312.1
14	2'01.871	25.084	28.103	37.595	31.089	324.3							
15	2'01.369	24.999	28.023	37.625	30.722	328.2							
16	2'01.600	25.073	28.077	37.789	30.661	328.2							
17	2'02.145	25.119	28.150	37.806	31.070	327.2							
18	2'02.206	25.237	28.199	37.960	30.810	322.3							
19	2'02.731	25.413	28.229	37.969	31.120	326.2							

14th 21 **Franco MORBIDELLI** DUCATI ITA
Prima Pramac Racing
Runs=1 Total laps=19 Full laps=18 Valid laps=18

Run #	1	Front Tyre	Slick-Soft	Rear Tyre	Slick-Medium	New Tyre	New Tyre
1	2'05.626	30.550	27.592	37.069	30.415	272.7	
2	1'59.803	24.885	27.455	37.105	30.358	329.2	
3	1'59.905	24.906	27.524	37.154	30.321	328.2	
4	1'59.800	24.881	27.559	37.139	30.221	327.2	
5	2'00.266	24.854	27.649	37.173	30.590	330.2	
6	2'00.407	24.954	27.814	37.284	30.355	329.2	
7	2'11.757	25.089	27.667	48.468	30.533	320.4	
8	2'00.801	25.079	27.780	37.427	30.515	325.3	
9	2'00.898	25.153	27.733	37.454	30.558	328.2	
10	2'01.175	25.094	27.791	37.401	30.889	327.2	
11	2'00.981	24.978	27.764	37.445	30.794	330.2	
12	2'00.925	25.214	27.798	37.407	30.506	331.2	
13	2'00.780	25.065	27.847	37.367	30.501	329.2	
14	2'00.973	25.063	27.846	37.545	30.519	328.2	
15	2'01.299	25.116	27.891	37.721	30.571	324.3	
16	2'01.496	25.139	27.986	37.667	30.704	325.3	
17	2'02.411	25.418	28.467	37.827	30.699	322.3	
18	2'01.598	25.131	28.086	37.638	30.743	325.3	
19	2'01.611	25.360	28.081	37.615	30.555	316.7	

15th 10 **Luca MARINI** HONDA ITA
Repsol Honda Team
Runs=1 Total laps=19 Full laps=18 Valid laps=18

Run #	1	Front Tyre	Slick-Medium	Rear Tyre	Slick-Medium	New Tyre	New Tyre
1	2'09.006	31.802	28.311	38.098	30.795	286.4	
2	2'01.135	25.085	27.883	37.497	30.670	314.8	
3	2'00.674	24.988	27.855	37.261	30.570	325.3	
4	2'00.790	25.046	27.738	37.417	30.589	325.3	
5	2'00.553	24.961	27.793	37.255	30.544	327.2	
6	2'01.162	25.116	27.781	37.603	30.662	322.3	
7	2'00.853	25.063	27.808	37.380	30.602	322.3	
8	2'00.924	25.048	27.899	37.453	30.524	326.2	
9	2'00.998	25.057	27.879	37.397	30.665	323.3	
10	2'01.234	25.038	27.915	37.348	30.933	320.4	
11	2'00.951	25.068	27.891	37.352	30.640	326.2	
12	2'01.295	25.082	27.991	37.563	30.659	327.2	
13	2'01.544	25.183	27.999	37.585	30.777	321.4	

16th 25 **Raul FERNANDEZ** APRILIA SPA
Trackhouse Racing
Runs=1 Total laps=19 Full laps=18 Valid laps=18

Run #	1	Front Tyre	Slick-Soft	Rear Tyre	Slick-Medium	New Tyre	New Tyre
1	2'07.966	31.632	27.861	37.781	30.692	283.4	
2	2'00.568	25.093	27.543	37.368	30.564	319.5	
3	2'00.334	24.949	27.641	37.188	30.556	324.3	
4	2'00.672	24.943	27.679	37.333	30.717	326.2	
5	2'00.895	25.063	27.724	37.327	30.781	314.8	
6	2'01.105	25.098	27.694	37.375	30.938	321.4	
7	2'01.664	25.230	28.280	37.489	30.665	308.5	
8	2'01.549	25.054	27.801	37.478	31.216	327.2	
9	2'01.035	25.126	27.826	37.415	30.668	324.3	
10	2'00.880	24.942	27.807	37.457	30.674	329.2	
11	2'01.079	25.048	27.818	37.506	30.707	332.3	
12	2'01.559	25.109	27.972	37.560	30.918	326.2	
13	2'01.485	25.191	27.974	37.571	30.749	325.3	
14	2'01.782	25.182	28.179	37.567	30.854	325.3	
15	2'01.909	25.174	28.166	37.596	30.973	323.3	
16	2'02.104	25.352	28.107	37.700	30.945	321.4	
17	2'03.608	25.416	28.460	38.485	31.247	326.2	
18	2'05.681	25.908	28.869	39.200	31.704	309.4	
19	2'07.535	26.011	28.810	39.584	33.130	309.4	

17th 29 **Andrea IANNONE** DUCATI ITA
Pertamina Enduro VR46 Racing Team
Runs=1 Total laps=19 Full laps=18 Valid laps=18

Run #	1	Front Tyre	Slick-Soft	Rear Tyre	Slick-Medium	New Tyre	New Tyre
1	2'09.432	32.217	28.435	37.894	30.886	281.9	
2	2'01.398	25.269	27.694	37.574	30.861	300.8	
3	2'01.001	25.092	27.604	37.366	30.939	310.3	
4	2'01.264	25.295	27.674	37.522	30.773	308.5	
5	2'01.789	25.318	27.842	37.718	30.911	317.6	
6	2'02.508	25.554	27.931	37.923	31.100	310.3	
7	2'02.065	25.419	27.937	37.783	30.926	313.0	
8	2'01.850	25.230	27.881	37.492	31.247	314.8	
9	2'02.862	25.610	28.128	38.046	31.078	304.2	
10	2'02.567	25.477	28.136	37.968	30.986	319.5	
11	2'02.503	25.465	28.080	38.067	30.891	317.6	
12	2'02.832	25.537	28.158	38.162	30.975	321.4	
13	2'02.691	25.454	28.225	37.916	31.096	319.5	
14	2'02.756	25.407	28.166	38.011	31.172	312.1	
15	2'02.789	25.437	28.264	38.051	31.037	321.4	
16	2'03.041	25.463	28.216	38.002	31.360	319.5	
17	2'02.890	25.385	28.309	38.008	31.188	321.4	
18	2'03.225	25.492	28.513	38.045	31.175	318.5	
19	2'02.699	25.309	28.388	37.946	31.056	318.5	

Fastest Lap: Francesco BAGNAIA Ducati Lenovo Team ITA **1'59.118** 24.641 27.396 36.869 30.212

These data/results cannot be reproduced, stored and/or transmitted in whole or in part by any manner of electronic, mechanical, photocopying, recording, broadcasting or otherwise now known or herein after developed without the previous express consent by the copyright owner, except for reproduction in daily press and regular printed publications on sale to the public within 60 days of the event related to those data/results and always provided that copyright symbol appears together as follows below.
© DORNA, 2024

Lap	Lap Time	T1	T2	T3	T4	Speed	Lap	Lap Time	T1	T2	T3	T4	Speed
-----	----------	----	----	----	----	-------	-----	----------	----	----	----	----	-------

18th 32 Lorenzo SAVADORI APRILIA ITA
Trackhouse Racing
Runs=1 Total laps=19 Full laps=18 Valid laps=17

Run #	1	Front Tyre	Slick-Soft	Rear Tyre	Slick-Medium	
		New Tyre		New Tyre		
1	2'09.862	32.583	28.347	37.895	31.037	270.6
2	2'02.098	25.246	27.937	37.923	30.992	310.3
3	2'01.502	25.174	27.844	37.720	30.764	320.4
4	2'01.662	25.225	27.977	37.621	30.839	324.3
5	2'01.614	25.139	27.863	37.733	30.879	328.2
6	2'02.294	25.280	27.888	38.193	30.933	323.3
7	2'02.173	25.355	27.943	37.925	30.950	324.3
8	2'02.273	25.189	28.176	37.991	30.917	326.2
9	2'02.244	25.298	27.972	37.908	31.066	325.3
10	2'02.326	25.342	28.094	37.970	30.920	324.3
11	2'02.149	25.251	27.906	37.972	31.020	325.3
12	2'02.594	25.419	28.183	38.025	30.967	321.4
13	2'02.776	25.407	28.163	37.985	31.221	321.4
14	2'02.971	25.473	28.194	38.173	31.131	323.3
15	2'02.778	25.380	28.182	38.051	31.165	323.3
16	2'02.646	25.453	28.029	38.179	30.985	320.4
17	2'02.926	25.430	28.210	38.170	31.116	322.3
18	2'03.295	25.554	28.304	38.112	31.325	316.7
19	2'03.336 *	25.473	28.296	38.323	31.244*	324.3

19th 30 Takaaki NAKAGAMI HONDA JPN
IDEMITSU Honda LCR
Runs=1 Total laps=14 Full laps=12 Valid laps=12

Run #	1	Front Tyre	Slick-Soft	Rear Tyre	Slick-Medium	
		New Tyre		New Tyre		
1	2'09.133	32.303	28.159	37.946	30.725	264.0
2	2'01.287	25.151	27.824	37.742	30.570	297.5
3	2'00.632	24.942	27.815	37.385	30.490	317.6
4	2'00.870	25.092	27.800	37.396	30.582	315.7
5	2'00.657	24.978	27.713	37.358	30.608	326.2
6	2'00.919	24.978	27.729	37.545	30.667	323.3
7	2'00.975	25.040	27.829	37.383	30.723	315.7
8	2'00.936	24.949	27.876	37.459	30.652	324.3
9	2'01.341	25.008	27.770	37.941	30.622	322.3
10	2'00.758	24.942	27.834	37.440	30.542	323.3
11	2'02.166	25.172	27.786	38.330	30.878	315.7
12	2'01.921	25.169	27.975	37.896	30.881	320.4
13	2'06.535	25.770	30.043	39.287	31.435	313.9
14	2'28.386 P	27.341	30.818	44.235	45.992	291.1

20th 36 Joan MIR HONDA SPA
Repsol Honda Team
Runs=1 Total laps=5 Full laps=4 Valid laps=4

Run #	1	Front Tyre	Slick-Soft	Rear Tyre	Slick-Medium	
		New Tyre		New Tyre		
1	2'08.748	32.146	28.109	38.067	30.426	285.7
2	2'00.641	25.092	27.880	37.261	30.408	310.3
3	2'00.540	25.031	27.721	37.292	30.496	324.3
4	2'00.438	24.905	27.852	37.249	30.432	327.2
5	2'01.208	25.265	27.830	37.241	30.872	316.7
unfinished		25.271	27.866			322.3

Fastest Lap: Francesco BAGNAIA Ducati Lenovo Team ITA **1'59.118** 24.641 27.396 36.869 30.212

These data/results cannot be reproduced, stored and/or transmitted in whole or in part by any manner of electronic, mechanical, photocopying, recording, broadcasting or otherwise now known or herein after developed without the previous express consent by the copyright owner, except for reproduction in daily press and regular printed publications on sale to the public within 60 days of the event related to those data/results and always provided that copyright symbol appears together as follows below.
© DORNA, 2024

Num Lap Time Gap

Lap 15

1	2'00.760		72	2'01.433	22.166
89	2'00.127	1.499	37	2'01.365	22.702
23	2'00.497	8.704	5	2'01.913	25.317
73	2'00.948	11.065	41	2'02.206	26.714
31	2'00.873	11.561	93	2'01.766	27.752
20	2'00.988	14.110	10	2'02.119	27.951
12	2'00.736	16.620	21	2'01.598	28.179
42	2'01.383	18.274	25	2'05.681	33.153
72	2'00.967	20.421	29	2'03.225	46.741
37	2'01.055	20.771	32	2'03.295	47.461
5	2'01.616	21.878			
41	2'01.369	22.958			
25	2'01.909	23.955			
10	2'01.706	24.017			
21	2'01.299	24.869			
93	2'01.144	25.355			
29	2'02.789	39.780			
32	2'02.778	40.789			

Lap 16

1	2'00.267		1	2'01.841	
89	2'01.125	2.357	89	2'02.104	3.141
23	2'01.073	9.510	23	2'01.970	10.484
73	2'01.019	11.817	73	2'01.723	12.230
31	2'01.263	12.557	31	2'01.959	13.699
20	2'01.103	14.946	20	2'02.070	16.245
12	2'01.464	17.817	12	2'01.936	19.447
42	2'01.466	19.473	42	2'02.057	20.611
72	2'01.311	21.465	72	2'01.669	21.994
37	2'01.547	22.051	37	2'01.313	22.174
5	2'01.731	23.342	5	2'02.149	25.625
41	2'01.600	24.291	93	2'01.365	27.276
25	2'02.104	25.792	41	2'02.731	27.604
10	2'02.104	25.854	21	2'01.611	27.949
21	2'01.496	26.098	10	2'02.728	28.838
93	2'01.310	26.398	25	2'07.535	38.847
29	2'03.041	42.554	29	2'02.699	47.599
32	2'02.646	43.168	32	2'03.336	48.956

Lap 17

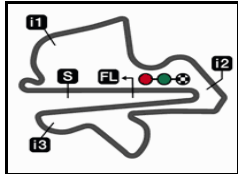
1	2'00.787				
89	2'01.058	2.628			
23	2'01.251	9.974			
73	2'00.974	12.004			
31	2'01.508	13.278			
20	2'01.392	15.551			
12	2'01.728	18.758			
42	2'01.172	19.858			
72	2'01.196	21.874			
37	2'01.214	22.478			
5	2'01.990	24.545			
41	2'02.145	25.649			
10	2'01.906	26.973			
93	2'01.516	27.127			
21	2'02.411	27.722			
25	2'03.608	28.613			
29	2'02.890	44.657			
32	2'02.926	45.307			

Lap 18

1	2'01.141				
89	2'01.391	2.878			
23	2'01.522	10.355			
73	2'01.485	12.348			
31	2'01.444	13.581			
20	2'01.606	16.016			
12	2'01.735	19.352			
42	2'01.678	20.395			

Lapped rider

These data/results cannot be reproduced, stored and/or transmitted in whole or in part by any manner of electronic, mechanical, photocopying, recording, broadcasting or otherwise now known or herein after developed without the previous express consent by the copyright owner, except for reproduction in daily press and regular printed publications on sale to the public within 60 days of the event related to those data/results and always provided that copyright symbol appears together as follows below.
© DORNA, 2024



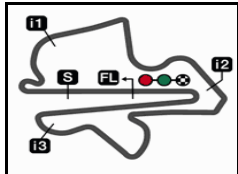
PETRONAS GRAND PRIX OF MALAYSIA

5543 m.

2024 Rookie of the Year Classification

Rider	Points	Leader	Prev	QAT	POR	AME	SPA	FRA	CAT	ITA	NED	GER	GBR	AUT	ARA	RSM	EMI	INA	JPN	AUS	THA	MAL	VAL
1 ACOSTA Pedro [SPA]	209			9	19	26	15	4	10	18	-	9	12	3	23	4	5	24	-	-	16	12	
				2 7	3 16	6 20	9 6	4 -	7 3	7 11	- -	- 9	5 7	- 3	7 16	4 -	5 -	4 20	- -	- -	- 16	1 11	

These data/results cannot be reproduced, stored and/or transmitted in whole or in part by any manner of electronic, mechanical, photocopying, recording, broadcasting or otherwise now known or herein after developed without the previous express consent by the copyright owner, except for reproduction in daily press and regular printed publications on sale to the public within 60 days of the event related to those data/results and always provided that copyright symbol appears together as follows below.
© DORNA, 2024



5543 m.

PETRONAS GRAND PRIX OF MALAYSIA

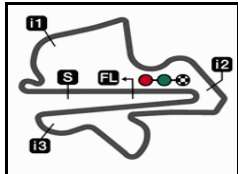
MotoGP™

2024 Independent Team Classification

36

Rider	Points	Leader	Prev	QAT	POR	AME	SPA	FRA	CAT	ITA	NED	GER	GBR	AUT	ARA	RSM	EMI	INA	JPN	AUS	THA	MAL	VAL	
1 MARTIN Jorge [SPA]	485			28 12 16	32 7 25	20 7 13	12 12 -	37 12 25	26 6 20	16 - 16	29 9 20	12 12 -	29 9 20	29 9 20	29 9 20	13 12 1	29 9 20	25 - 25	26 6 20	32 12 20	29 9 20	32 12 20		
2 MARQUEZ Marc [SPA]	369	116	116	18 5 13	9 9 -	9 9 -	24 4 20	29 9 20	25 9 16	22 9 13	6 - 6	24 4 20	13 - 13	13 - 13	37 12 25	30 5 25	22 6 16	7 7 -	23 7 16	34 9 25	11 6 5	13 9 4		
3 ACOSTA Pedro [SPA]	209	276	160	9 2 7	19 3 16	26 6 20	15 9 6	4 4 -	10 7 3	18 7 11	- - -	9 - 9	12 5 7	3 - 3	23 7 16	4 4 -	5 5 -	24 4 20	- - -	- - -	16 - 16	12 1 11		
4 DI GIANNANTONIO Fabio [ITA]	165	320	44	9 - 9	6 - 6	10 - 10	9 - 9	13 3 10	15 4 11	12 3 9	18 5 13	- - -	12 1 11	- - -	8 - 8	7 - 7	2 - 2	1 1 -	12 4 8	16 3 13	15 2 13	- -		
5 MORBIDELLI Franco [ITA]	161	324	4	- - -	- - -	- - -	6 6 -	9 - 9	- - -	16 6 10	8 1 7	16 5 11	6 - 6	12 4 8	10 - 10	7 7 -	12 1 11	18 5 13	16 5 11	15 5 10	4 4 -	6 4 2		
6 MARQUEZ Alex [SPA]	155	330	6	13 3 10	- - -	1 - 1	13 - 13	6 - 6	9 - 9	9 2 7	11 2 9	17 1 16	13 4 9	6 - 6	6 6 -	10 - 10	7 - 7	- - -	3 3 -	1 - 1	11 5 6	19 6 13		
7 BEZZECCHI Marco [ITA]	144	341	11	2 - 2	10 - 10	8 - 8	16 - 16	- - -	6 1 5	3 - 3	- - -	8 - 8	8 - 8	12 2 10	9 - 9	11 - 11	15 2 13	17 6 11	9 - 9	- - -	3 3 -	7 - 7		
8 OLIVEIRA Miguel [POR]	71	414	73	1 - 1	7 - 7	5 - 5	10 2 8	- - -	6 - 6	2 - 2	1 - 1	19 9 10	- - -	4 - 4	5 5 -	5 - 5	6 - 6	- - -	- - -	- - -	- - -	- - -		
9 FERNANDEZ Raul [SPA]	66	419	5	- - -	- - -	7 1 6	5 - 5	6 1 5	10 - 10	4 - 4	8 - 8	6 - 6	- - -	- - -	- - -	- - -	3 - 3	6 - 6	1 - 1	10 4 6	- - -	- - -		
10 ZARCO Johann [FRA]	53	432	13	4 - 4	1 - 1	- - -	- - -	4 - 4	- - -	- - -	3 - 3	- - -	2 - 2	- - -	3 - 3	4 - 4	1 - 1	9 2 7	5 - 5	4 - 4	8 - 8	5 - 5		
11 NAKAGAMI Takaaki [JPN]	31	454	22	- - -	2 - 2	- - -	2 - 2	2 - 2	2 - 2	- - -	- - -	2 - 2	1 - 1	2 - 2	5 - 5	3 - 3	- - -	4 - 4	3 - 3	- - -	3 - 3	- -		
12 FERNANDEZ Augusto [SPA]	27	458	4	- - -	5 - 5	2 - 2	3 3 -	3 - 3	- - -	- - -	2 - 2	- - -	- - -	1 - 1	4 - 4	- - -	- - -	- - -	- - -	1 1 -	- - -	6 - 6		

These data/results cannot be reproduced, stored and/or transmitted in whole or in part by any manner of electronic, mechanical, photocopying, recording, broadcasting or otherwise now known or herein after developed without the previous express consent by the copyright owner, except for reproduction in daily press and regular printed publications on sale to the public within 60 days of the event related to those data/results and always provided that copyright symbol appears together as follows below.
© DORNA, 2024



PETRONAS GRAND PRIX OF MALAYSIA

MotoGP™

36

5543 m.

2024 Independent Team Classification

Team	Points	Leader	Previous	QAT	POR	AME	SPA	FRA	CAT	ITA	NED	GER	GBR	AUT	ARA	RSM	EMI	INA	JPN	AUS	THA	MAL	VAL
1 PRIMA PRAMAC RACING	646			28	32	20	18	46	26	32	37	28	35	41	39	20	41	43	42	47	33	38	
2 GRESINI RACING MOTOGP	524	122	122	31	9	10	37	35	34	31	17	41	26	19	43	40	29	7	26	35	22	32	
3 PERTAMINA ENDURO VR46 RACING TE	309	337	215	11	16	18	25	13	21	15	18	8	20	12	17	18	17	18	21	16	18	7	
4 RED BULL GASGAS TECH3	236	410	73	9	24	28	18	7	10	18	2	9	12	4	27	4	5	24	-	1	16	18	
5 TRACKHOUSE RACING	137	509	99	1	7	12	15	6	16	6	9	25	-	4	5	5	9	6	1	10	-	-	
6 LCR HONDA	84	562	53	4	3	-	2	6	2	-	3	2	3	2	8	7	1	13	8	4	11	5	

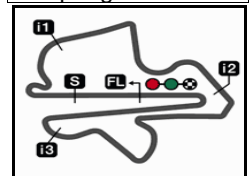
These data/results cannot be reproduced, stored and/or transmitted in whole or in part by any manner of electronic, mechanical, photocopying, recording, broadcasting or otherwise now known or herein after developed without the previous express consent by the copyright owner, except for reproduction in daily press and regular printed publications on sale to the public within 60 days of the event related to those data/results and always provided that copyright symbol appears together as follows below.

© DORNA, 2024

Official MotoGP Timing by 
www.motogp.com



Sepang, Sunday, November 03, 2024



2024 Riders Performance

(Qualifying Position / Sprint Starting Position - Sprint Position / Race Starting Position - Race Position)

5543 m.

37

Rider	Points	QAT	POR	AME	SPA	FRA	CAT	ITA	NED	GER	GBR	AUT	ARA	RSM	EMI	INA	JPN	AUS	THA	MAL	VAL
1 MARTIN Jorge	485	1	3	6	3	1	7	1	2	1	4	1	4	4	2	1	11	1	3	2	
		1-1	3-3	6-3	3-1	1-1	7-4	1-NC	2-2	1-1	4-2	1-2	4-2	4-1	2-2	1-10	11-4	1-1	3-2	2-1	
		1-3	3-1	6-4	3-NC	1-1	7-2	1-3	5-2	1-NC	4-2	1-2	4-2	4-15	2-2	1-1	11-2	1-2	3-2	2-2	
2 BAGNAIA Francesco	461	5	4	4	7	2	2	2	1	4	2	2	3	1	1	4	2	5	1	1	
		5-4	4-4	4-8	7-NC	2-NC	2-NC	2-1	1-1	4-3	2-NC	2-1	3-9	1-2	1-1	4-1	2-1	5-4	1-3	1-NC	
		5-1	4-NC	4-5	7-1	2-3	2-1	5-1	1-1	4-1	2-3	2-1	3-NC	1-2	1-NC	4-3	2-1	5-3	1-1	1-1	
3 MARQUEZ Marc	369	6	8	3	1	13	14	4	7	13	7	3	1	9	7	12	9	2	5	5	
		6-5	8-2	3-2	1-6	13-2	14-2	4-2	7-NC	13-6	7-NC	3-NC	1-1	9-5	7-4	12-3	9-3	2-2	5-4	5-2	
		6-4	8-16	3-NC	1-2	13-2	14-3	3-4	6-10	13-2	7-4	3-4	1-1	9-1	7-3	12-NC	9-3	2-1	5-11	5-12	
4 BASTIANINI Enea	368	3	1	5	9	10	11	5	11	9	3	7	14	8	3	5	4	10	2	6	
		3-6	1-6	5-6	9-NC	10-4	11-5	5-NC	11-4	9-4	3-1	7-4	14-7	8-4	3-3	5-2	4-2	10-3	2-1	6-3	
		3-5	1-2	5-3	9-5	10-4	11-18	4-2	10-3	9-4	3-1	7-3	14-5	8-3	3-1	5-NC	4-4	10-5	2-14	6-3	
5 ACOSTA Pedro	209	8	7	2	10	7	5	7	10	10	9	14	2	5	5	3	1	15	7	13	
		8-8	7-7	2-4	10-2	7-6	5-3	7-3	10-10	10-22	9-5	14-10	2-3	5-6	5-5	3-6	1-NC	15-NC	7-NC	13-9	
		8-9	7-3	2-2	10-10	7-NC	5-13	7-5	9-NC	10-7	9-9	14-13	2-3	5-17	5-NC	3-2	1-NC	-	7-3	13-5	
6 BINDER Brad	206	4	10	17	4	22	4	13	9	11	6	12	7	6	4	19	5	11	13	10	
		4-2	10-NC	17-12	4-NC	22-15	4-NC	13-6	9-6	11-8	6-4	12-7	7-6	6-7	4-6	19-13	5-NC	11-NC	13-9	10-7	
		4-2	10-4	17-9	4-6	22-8	4-8	13-10	8-6	11-9	6-NL	12-5	7-4	6-4	4-19	19-8	5-6	11-7	13-6	-	
7 VIÑALES Maverick	189	10	2	1	11	3	12	3	3	7	8	6	12	11	8	10	3	3	10	12	
		10-9	2-1	1-1	11-NC	3-3	12-8	3-5	3-3	7-7	8-8	6-11	12-19	11-11	8-10	10-7	3-9	3-NC	10-20	12-14	
		10-10	2-NC	1-1	11-9	3-5	12-12	2-8	2-5	7-12	8-13	6-7	12-NC	11-16	8-6	10-6	3-NC	3-8	10-7	12-7	
8 DI GIANNANTONIO Fabio	165	7	14	8	5	4	6	14	6	8	10	-	16	14	13	8	7	12	8	-	
		7-NC	14-NC	8-NL	5-13	4-7	6-6	14-7	6-5	8-12	10-9	-	16-15	14-NC	13-18	8-9	7-6	12-7	8-8	-	
		7-7	14-10	8-6	5-7	4-6	6-5	14-7	4-4	8-NC	10-5	-	16-8	14-9	13-14	8-NC	7-8	12-4	8-4	-	
9 MORBIDELLI Franco	161	22	17	9	8	9	10	6	8	6	13	8	6	2	10	9	6	7	11	4	
		22-20	17-16	9-10	8-4	9-12	10-11	6-4	8-9	6-5	13-NL	8-6	6-NC	2-3	10-9	9-5	6-5	7-5	11-6	4-6	
		22-18	17-18	9-NC	8-NC	9-7	10-NC	6-6	7-9	6-5	13-10	8-8	6-6	2-NC	10-5	9-4	6-5	7-6	11-NC	4-14	

NC=Not classified NL=Not finished first lap NP=Not started race re-start N2=Not finished first lap race re-start EX=Excluded NS=Not Started DS=Disqualified

These data/results cannot be reproduced, stored and/or transmitted in whole or in part by any manner of electronic, mechanical, photocopying, recording, broadcasting or otherwise now known or herein after developed without the previous express consent by the copyright owner, except for reproduction in daily press and regular printed publications on sale to the public within 60 days of the event related to those data/results and always provided that copyright symbol appears together as follows below.
© DORNA, 2024



Rider	Points	QAT	POR	AME	SPA	FRA	CAT	ITA	NED	GER	GBR	AUT	ARA	RSM	EMI	INA	JPN	AUS	THA	MAL	VAL
10 MARQUEZ Alex	155	9	12	12	6	17	13	8	4	5	5	11	5	7	21	14	10	8	9	3	
		9-7	12-13	12-14	6-NC	17-14	13-14	8-8	4-8	5-9	5-6	11-20	5-4	7-10	21-13	14-14	10-7	8-NC	9-5	3-4	
		9-6	12-NC	12-15	6-4	17-10	13-7	8-9	3-7	5-3	5-7	11-10	5-NC	7-6	21-9	14-NL	10-NL	8-15	23-10	3-4	
11 ESPARGARO Aleix	146	2	13	7	12	6	1	9	5	-	1	4	11	13	11	13	15	20	14	16	
		2-3	13-8	7-5	12-NL	6-5	1-1	9-9	5-NC	-	1-3	4-3	11-NL	13-12	11-12	13-16	15-NC	20-8	14-15	16-12	
		2-8	13-8	7-7	12-NC	6-9	1-4	9-11	-	-	1-6	4-9	11-10	13-NC	11-8	13-NL	15-9	19-16	14-9	16-13	
12 BEZZECCHI Marco	144	15	6	10	2	5	16	16	15	12	12	9	13	3	6	2	8	4	4	14	
		15-11	6-11	10-13	2-NC	5-NC	16-9	16-11	15-11	12-10	12-NL	9-8	13-10	3-NC	6-8	2-4	8-10	4-NC	4-7	14-10	
		15-14	6-6	10-8	2-3	5-NC	16-11	16-13	14-NC	12-8	12-8	9-6	13-7	3-5	6-4	2-5	8-7	4-19	4-NC	14-9	
13 QUARTARARO Fabio	108	16	9	16	23	8	17	15	13	14	18	15	17	10	9	6	12	19	6	8	
		16-12	9-9	16-15	23-5	8-10	17-10	15-NC	13-7	14-13	18-11	15-12	17-8	10-9	9-7	6-12	12-12	19-11	6-10	8-5	
		16-11	9-7	16-12	23-15	8-NC	17-9	15-18	12-12	14-11	18-11	15-18	17-NC	10-7	9-7	6-7	12-12	18-9	6-16	8-6	
14 MILLER Jack	84	11	5	11	15	11	9	19	14	16	11	5	15	12	19	16	14	16	15	7	
		11-10	5-5	11-7	15-14	11-8	9-7	19-12	14-13	16-11	11-7	5-5	15-13	12-8	19-14	16-11	14-8	16-NC	15-11	7-8	
		11-21	5-5	11-13	15-NC	11-NC	9-NC	19-16	13-11	16-13	11-12	5-19	15-15	12-8	19-16	16-NL	14-10	15-11	15-5	-	
15 OLIVEIRA Miguel	71	14	15	14	14	12	15	11	17	2	15	13	8	18	12	-	-	-	-	-	
		14-13	15-12	14-11	14-8	12-11	15-NC	11-NC	17-12	2-2	15-10	13-13	8-5	18-15	12-11	-	-	-	-	-	
		14-15	15-9	14-11	14-8	12-NC	15-10	11-14	16-15	2-6	15-NL	13-12	8-NL	18-11	12-10	-	-	-	-	-	
16 FERNANDEZ Raul	66	12	16	13	17	14	3	12	12	3	14	20	9	19	14	11	13	6	20	15	
		12-14	16-10	13-9	17-12	14-9	3-NC	12-10	12-17	3-14	14-12	20-14	9-11	19-17	14-17	11-19	13-11	6-6	20-14	15-18	
		23-NC	16-NC	13-10	17-11	14-11	3-6	12-12	11-8	3-10	14-NL	20-NC	9-16	19-18	14-13	11-10	13-15	6-10	20-NC	15-16	
17 ZARCO Johann	53	13	19	19	13	15	18	18	19	19	16	17	10	16	17	7	16	14	12	11	
		13-16	19-NC	19-NC	13-11	15-13	18-NC	18-15	19-16	19-17	16-14	17-15	10-NC	16-13	17-16	7-8	16-14	14-NC	12-12	11-NC	
		13-12	19-15	19-NC	13-NC	15-12	18-16	18-19	17-13	19-17	16-14	17-21	10-13	16-12	17-15	7-9	16-11	14-12	12-8	11-11	
18 RINS Alex	31	20	11	15	25	16	8	10	16	-	-	21	21	20	22	15	19	9	17	9	
		20-17	11-NC	15-16	25-15	16-NC	8-12	10-13	16-19	-	-	21-NC	21-17	20-19	-	15-15	19-16	9-12	17-17	9-11	
		20-16	11-13	15-NC	25-13	16-15	8-20	10-15	15-NL	-	-	21-16	21-9	20-19	-	15-11	19-16	9-13	17-NC	9-8	
19 NAKAGAMI Takaaki	31	19	21	21	24	19	20	23	23	17	21	22	18	22	20	18	21	21	18	18	
		19-19	21-17	21-NL	24-10	19-16	20-13	23-16	23-18	17-18	21-17	22-16	18-14	22-20	20-19	18-17	21-NC	21-14	18-18	18-17	
		19-19	21-14	21-NC	24-14	19-14	20-14	23-NC	21-16	17-14	21-15	22-14	18-11	22-13	20-17	18-12	21-13	21-18	18-13	18-NC	
20 FERNANDEZ Augusto	27	18	18	18	18	20	19	20	22	15	17	16	19	17	18	21	18	17	16	21	
		18-18	18-15	18-NL	18-7	20-17	19-17	20-17	22-15	15-16	17-13	16-NC	19-12	17-16	18-20	21-NC	18-15	17-9	16-16	21-13	
		18-17	18-11	18-14	18-NC	20-13	19-NC	20-NC	20-14	15-16	17-16	16-15	19-12	17-NC	18-18	21-NC	18-NC	16-17	16-NC	21-10	

NC=Not classified NL=Not finished first lap NP=Not started race re-start N2=Not finished first lap race re-start EX=Excluded NS=Not Started DS=Disqualified

These data/results cannot be reproduced, stored and/or transmitted in whole or in part by any manner of electronic, mechanical, photocopying, recording, broadcasting or otherwise now known or herein after developed without the previous express consent by the copyright owner, except for reproduction in daily press and regular printed publications on sale to the public within 60 days of the event related to those data/results and always provided that copyright symbol appears together as follows below.
© DORNA, 2024

Official MotoGP Timing by TISSOT
www.motogp.com



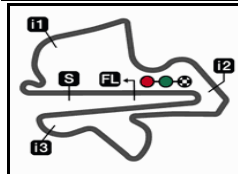
Rider	Points	QAT	POR	AME	SPA	FRA	CAT	ITA	NED	GER	GBR	AUT	ARA	RSM	EMI	INA	JPN	AUS	THA	MAL	VAL	
21 MIR Joan	21	17	20	20	20	18	21	17	20	20	20	19	22	-	16	20	17	18	19	20		
		17-15	20-14	20-NC	20-9	18-NC	21-15	17-NC	20-14	20-21	20-16	19-19	22-18	-	16-21	20-NC	17-NC	18-13	19-13	20-16		
		17-13	20-12	20-NC	20-12	18-NC	21-15	17-NC	18-NC	20-18	20-NC	19-17	22-14	-	16-11	20-NC	17-NL	17-NC	19-15	20-NC		
22 MARINI Luca	14	21	22	22	22	21	22	24	21	18	19	18	20	21	15	17	20	13	21	19		
		21-21	22-18	22-17	22-NC	21-18	22-16	24-19	21-NC	18-15	19-15	18-17	20-16	21-18	15-15	17-18	20-13	13-10	21-19	19-15		
		21-20	22-17	22-16	22-17	21-16	22-17	24-20	19-17	18-15	19-17	18-NC	23-17	-	15-12	17-NL	20-14	13-14	21-12	19-15		
23 ESPARGARO Pol	12	-	-	-	-	-	-	21	-	-	-	10	-	15	-	-	-	-	-	-		
		-	-	-	-	-	-	-	21-14	-	-	-	10-9	-	15-14	-	-	-	-	-	-	
		-	-	-	-	-	-	-	21-17	-	-	-	10-11	-	15-10	-	-	-	-	-	-	
24 PEDROSA Daniel	7	-	-	-	16	-	-	-	-	-	-	-	-	-	-	-	-	-	-	-		
		-	-	-	16-3	-	-	-	-	-	-	-	-	-	-	-	-	-	-	-	-	
		-	-	-	16-NC	-	-	-	-	-	-	-	-	-	-	-	-	-	-	-	-	
25 BRADL Stefan	2	-	-	-	19	-	23	-	-	21	-	23	-	23	-	-	-	-	-	-		
		-	-	-	19-NC	-	23-18	-	-	21-19	-	23-NC	-	23-NC	-	-	-	-	-	-	-	
		-	-	-	19-16	-	23-19	-	-	22-20	-	23-22	-	23-14	-	-	-	-	-	-	-	
26 GARDNER Remy	0	-	-	-	-	-	-	-	-	22	22	-	-	-	-	-	23	-	-	-		
		-	-	-	-	-	-	-	-	-	22-20	22-18	-	-	-	-	-	23-18	-	-	-	
		-	-	-	-	-	-	-	-	-	21-19	22-18	-	-	-	-	-	23-17	-	-	-	
27 IANNONE Andrea	0	-	-	-	-	-	-	-	-	-	-	-	-	-	-	-	-	-	-	-	17	
		-	-	-	-	-	-	-	-	-	-	-	-	-	-	-	-	-	-	-	17-19	
		-	-	-	-	-	-	-	-	-	-	-	-	-	-	-	-	-	-	-	17-17	
28 SAVADORI Lorenzo	0	-	-	-	21	-	-	22	18	-	-	24	-	-	-	-	22	22	22	22		
		-	-	-	21-16	-	-	22-18	18-NC	-	-	24-18	-	-	-	-	-	22-17	22-15	22-21	22-20	
		-	-	-	21-NC	-	-	22-21	-	-	-	24-20	-	-	-	-	-	22-NC	20-NC	22-NC	22-18	

NC=Not classified NL=Not finished first lap NP=Not started race re-start N2=Not finished first lap race re-start EX=Excluded NS=Not Started DS=Disqualified

These data/results cannot be reproduced, stored and/or transmitted in whole or in part by any manner of electronic, mechanical, photocopying, recording, broadcasting or otherwise now known or herein after developed without the previous express consent by the copyright owner, except for reproduction in daily press and regular printed publications on sale to the public within 60 days of the event related to those data/results and always provided that copyright symbol appears together as follows below.
© DORNA, 2024

Official MotoGP Timing by **TISSOT**
www.motogp.com





5543 m.

PETRONAS GRAND PRIX OF MALAYSIA
Official Starting Grid

Race : 19 laps = 105.317 km



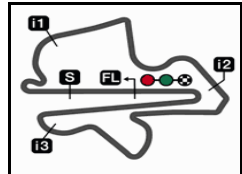
1	1 1'56.337 1 Francesco BAGNAIA Ducati	2 1'56.553 89 Jorge MARTIN Ducati	3 1'57.275 73 Alex MARQUEZ Ducati
2	4 1'57.279 21 Franco MORBIDELLI Ducati	5 1'57.301 93 Marc MARQUEZ Ducati	6 1'57.366 23 Enea BASTIANINI Ducati
3	7 1'57.558 43 Jack MILLER KTM	8 1'57.592 20 Fabio QUARTARARO Yamaha	9 1'57.726 42 Alex RINS Yamaha
4	10 1'57.882 33 Brad BINDER KTM	11 1'57.971 5 Johann ZARCO Honda	12 1'58.046 12 Maverick VIÑALES Aprilia
5	13 1'57.839 31 Pedro ACOSTA KTM	14 1'57.869 72 Marco BEZZECCHI Ducati	15 1'58.023 25 Raul FERNANDEZ Aprilia
6	16 1'58.107 41 Aleix ESPARGARO Aprilia	17 1'58.183 29 Andrea IANNONE Ducati	18 1'58.300 30 Takaaki NAKAGAMI Honda
7	19 1'58.520 10 Luca MARINI Honda	20 1'58.618 36 Joan MIR Honda	21 1'59.006 37 Augusto FERNANDEZ KTM
8	22 1'59.263 32 Lorenzo SAVADORI Aprilia		

The results are provisional until the end of the limit for protest and appeals and until the ratification of the Event Management Committee.

Time limit for protest expires 60' at the latest after publication of the results - Time:

These data/results cannot be reproduced, stored and/or transmitted in whole or in part by any manner of electronic, mechanical, photocopying, recording, broadcasting or otherwise now known or herein after developed without the previous express consent by the copyright owner, except for reproduction in daily press and regular printed publications on sale to the public within 60 days of the event related to those data/results and always provided that copyright symbol appears together as follows below.

© DORNA, 2024



5543 m.

PETRONAS GRAND PRIX OF MALAYSIA

Race

Top Speed & Average



Rider	Nation	Motorcycle	Top 5 speeds					Average	Top
1 Francesco BAGNAIA	ITA	DUCATI	332.3	331.2	331.2	331.2	330.2	331.2	332.3
23 Enea BASTIANINI	ITA	DUCATI	332.3	331.2	330.2	330.2	330.2	330.8	332.3
25 Raul FERNANDEZ	SPA	APRILIA	332.3	329.2	327.2	326.2	326.2	327.9	332.3
31 Pedro ACOSTA	SPA	KTM	332.3	331.2	331.2	331.2	330.2	330.8	332.3
89 Jorge MARTIN	SPA	DUCATI	332.3	332.3	330.2	329.2	329.2	330.0	332.3
12 Maverick VIÑALES	SPA	APRILIA	331.2	330.2	330.2	330.2	329.2	330.0	331.2
21 Franco MORBIDELLI	ITA	DUCATI	331.2	330.2	330.2	329.2	329.2	329.9	331.2
42 Alex RINS	SPA	YAMAHA	330.2	329.2	328.2	328.2	327.2	328.4	330.2
20 Fabio QUARTARARO	FRA	YAMAHA	329.2	329.2	328.2	328.2	328.2	328.4	329.2
32 Lorenzo SAVADORI	ITA	APRILIA	328.2	326.2	325.3	325.3	324.3	325.3	328.2
37 Augusto FERNANDEZ	SPA	KTM	328.2	325.3	324.3	323.3	319.5	324.1	328.2
41 Aleix ESPARGARO	SPA	APRILIA	328.2	328.2	327.2	326.2	325.3	326.7	328.2
10 Luca MARINI	ITA	HONDA	327.2	327.2	326.2	326.2	326.2	326.6	327.2
36 Joan MIR	SPA	HONDA	327.2	324.3	322.3	316.7	310.3	320.2	327.2
72 Marco BEZZECCHI	ITA	DUCATI	327.2	326.2	325.3	325.3	325.3	325.9	327.2
5 Johann ZARCO	FRA	HONDA	326.2	325.3	325.3	324.3	323.3	324.4	326.2
30 Takaaki NAKAGAMI	JPN	HONDA	326.2	324.3	323.3	323.3	322.3	323.9	326.2
93 Marc MARQUEZ	SPA	DUCATI	326.2	326.2	326.2	326.2	325.3	325.8	326.2
73 Alex MARQUEZ	SPA	DUCATI	324.3	324.3	324.3	323.3	323.3	323.7	324.3
29 Andrea IANNOE	ITA	DUCATI	321.4	321.4	321.4	319.5	319.5	320.5	321.4

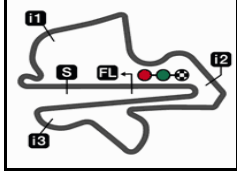
These data/results cannot be reproduced, stored and/or transmitted in whole or in part by any manner of electronic, mechanical, photocopying, recording, broadcasting or otherwise now known or herein after developed without the previous express consent by the copyright owner, except for reproduction in daily press and regular printed publications on sale to the public within 60 days of the event related to those data/results and always provided that copyright symbol appears together as follows below.

© DORNA, 2024

Official MotoGP Timing by TISSOT
www.motogp.com



Sepang, Sunday, November 03, 2024




5543 m.

PETRONAS GRAND PRIX OF MALAYSIA

Race

Fastest Laps Sequence

<i>Lap</i>	<i>Race Time</i>	 <i>Rider</i>	<i>Nation</i>	<i>Motorcycle</i>	<i>Time</i>	<i>Km/h</i>	<i>Riders's Lap</i>
2	4'04.194	1 Francesco BAGNAIA	ITA	DUCATI	1'59.359	167.1	2
4	8'02.877	1 Francesco BAGNAIA	ITA	DUCATI	1'59.169	167.4	4
5	10'01.995	1 Francesco BAGNAIA	ITA	DUCATI	1'59.118	167.5	5

These data/results cannot be reproduced, stored and/or transmitted in whole or in part by any manner of electronic, mechanical, photocopying, recording, broadcasting or otherwise now known or herein after developed without the previous express consent by the copyright owner, except for reproduction in daily press and regular printed publications on sale to the public within 60 days of the event related to those data/results and always provided that copyright symbol appears together as follows below.

© DORNA, 2024

Official MotoGP Timing by TISSOT
www.motogp.com



Sepang, Sunday, November 03, 2024