


5543 m.

**PETRONAS GRAND PRIX OF MALAYSIA**

**Free Practice Nr. 2**

**Classification**

**10**

	Rider	Nation	Team	Motorcycle	Time	Lap	Total	Gap	Top Speed
1	1 <b>Francesco BAGNAIA</b>	ITA	Ducati Lenovo Team	DUCATI	<b>1'58.658</b>	7	14		<b>335.4</b>
2	89 <b>Jorge MARTIN</b>	SPA	Prima Pramac Racing	DUCATI	<b>1'58.762</b>	10	12	0.104 0.104	<b>333.3</b>
3	20 <b>Fabio QUARTARARO</b>	FRA	Monster Energy Yamaha MotoGP	YAMAHA	<b>1'58.765</b>	10	10	0.107 0.003	<b>330.2</b>
4	31 <b>Pedro ACOSTA</b>	SPA	Red Bull GASGAS Tech3	KTM	<b>1'58.795</b>	9	11	0.137 0.030	<b>334.3</b>
5	12 <b>Maverick VIÑALES</b>	SPA	Aprilia Racing	APRILIA	<b>1'58.796</b>	8	12	0.138 0.001	<b>330.2</b>
6	43 <b>Jack MILLER</b>	AUS	Red Bull KTM Factory Racing	KTM	<b>1'58.922</b>	4	13	0.264 0.126	<b>333.3</b>
7	93 <b>Marc MARQUEZ</b>	SPA	Gresini Racing MotoGP	DUCATI	<b>1'58.993</b>	10	11	0.335 0.071	<b>331.2</b>
8	42 <b>Alex RINS</b>	SPA	Monster Energy Yamaha MotoGP	YAMAHA	<b>1'59.034</b>	9	12	0.376 0.041	<b>330.2</b>
9	23 <b>Enea BASTIANINI</b>	ITA	Ducati Lenovo Team	DUCATI	<b>1'59.046</b>	5	11	0.388 0.012	<b>335.4</b>
10	21 <b>Franco MORBIDELLI</b>	ITA	Prima Pramac Racing	DUCATI	<b>1'59.065</b>	4	10	0.407 0.019	<b>334.3</b>
11	72 <b>Marco BEZZECCHI</b>	ITA	Pertamina Enduro VR46 Racing Te	DUCATI	<b>1'59.204</b>	9	11	0.546 0.139	<b>333.3</b>
12	73 <b>Alex MARQUEZ</b>	SPA	Gresini Racing MotoGP	DUCATI	<b>1'59.222</b>	4	11	0.564 0.018	<b>328.2</b>
13	37 <b>Augusto FERNANDEZ</b>	SPA	Red Bull GASGAS Tech3	KTM	<b>1'59.393</b>	11	12	0.735 0.171	<b>331.2</b>
14	41 <b>Aleix ESPARGARO</b>	SPA	Aprilia Racing	APRILIA	<b>1'59.400</b>	9	9	0.742 0.007	<b>332.3</b>
15	30 <b>Takaaki NAKAGAMI</b>	JPN	IDEMITSU Honda LCR	HONDA	<b>1'59.437</b>	4	11	0.779 0.037	<b>327.2</b>
16	25 <b>Raul FERNANDEZ</b>	SPA	Trackhouse Racing	APRILIA	<b>1'59.524</b>	4	10	0.866 0.087	<b>332.3</b>
17	5 <b>Johann ZARCO</b>	FRA	CASTROL Honda LCR	HONDA	<b>1'59.530</b>	4	11	0.872 0.006	<b>328.2</b>
18	33 <b>Brad BINDER</b>	RSA	Red Bull KTM Factory Racing	KTM	<b>1'59.655</b>	7	13	0.997 0.125	<b>333.3</b>
19	36 <b>Joan MIR</b>	SPA	Repsol Honda Team	HONDA	<b>1'59.698</b>	4	11	1.040 0.043	<b>330.2</b>
20	10 <b>Luca MARINI</b>	ITA	Repsol Honda Team	HONDA	<b>1'59.747</b>	8	11	1.089 0.049	<b>324.3</b>
21	29 <b>Andrea IANNONE</b>	ITA	Pertamina Enduro VR46 Racing Te	DUCATI	<b>2'00.497</b>	8	12	1.839 0.750	<b>328.2</b>
22	32 <b>Lorenzo SAVADORI</b>	ITA	Trackhouse Racing	APRILIA	<b>2'00.798</b>	9	10	2.140 0.301	<b>329.2</b>

Practice condition: Dry

Air: 29°

Humidity: 77%

Ground: 33°

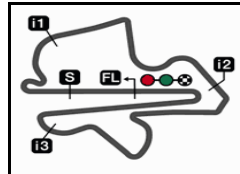
<b>Fastest Lap:</b>	Lap: 7	<b>Francesco BAGNAIA</b>	<b>1'58.658</b>	168.1 Km/h
<b>Best Race Lap:</b>	2023	<b>Alex MARQUEZ</b>	<b>1'58.979</b>	167.7 Km/h
<b>All-Time Lap Record:</b>	2023	<b>Francesco BAGNAIA</b>	<b>1'57.491</b>	169.8 Km/h

The results are provisional until the end of the limit for protest and appeals.

Time limit for protest expires 60' after publication of the results - ..... Time: .....

These data/results cannot be reproduced, stored and/or transmitted in whole or in part by any manner of electronic, mechanical, photocopying, recording, broadcasting or otherwise now known or herein after developed without the previous express consent by the copyright owner, except for reproduction in daily press and regular printed publications on sale to the public within 60 days of the event related to those data/results and always provided that copyright symbol appears together as follows below.

© DORNA, 2024



5543 m.

## PETRONAS GRAND PRIX OF MALAYSIA

## Free Practice Nr. 2

## Top Speed &amp; Average

12



Rider	Nation	Motorcycle	Top 5 speeds					Average	Top
1 <b>Francesco BAGNAIA</b>	ITA	DUCATI	335.4	334.3	334.3	334.3	334.3	334.5	335.4
23 <b>Enea BASTIANINI</b>	ITA	DUCATI	335.4	335.4	334.3	334.3	333.3	334.3	335.4
21 <b>Franco MORBIDELLI</b>	ITA	DUCATI	334.3	334.3	333.3	332.3	332.3	333.3	334.3
31 <b>Pedro ACOSTA</b>	SPA	KTM	334.3	333.3	333.3	330.2	330.2	331.9	334.3
33 <b>Brad BINDER</b>	RSA	KTM	333.3	333.3	333.3	332.3	332.3	332.9	333.3
43 <b>Jack MILLER</b>	AUS	KTM	333.3	333.3	332.3	332.3	330.2	331.5	333.3
72 <b>Marco BEZZECCHI</b>	ITA	DUCATI	333.3	332.3	331.2	331.2	327.2	329.9	333.3
89 <b>Jorge MARTIN</b>	SPA	DUCATI	333.3	332.3	332.3	331.2	331.2	332.1	333.3
25 <b>Raul FERNANDEZ</b>	SPA	APRILIA	332.3	329.2	329.2	329.2	329.2	329.8	332.3
41 <b>Aleix ESPARGARO</b>	SPA	APRILIA	332.3	332.3	331.2	330.2	328.2	330.4	332.3
37 <b>Augusto FERNANDEZ</b>	SPA	KTM	331.2	330.2	330.2	330.2	330.2	330.4	331.2
93 <b>Marc MARQUEZ</b>	SPA	DUCATI	331.2	330.2	330.2	330.2	329.2	330.2	331.2
12 <b>Maverick VIÑALES</b>	SPA	APRILIA	330.2	330.2	329.2	328.2	327.2	329.0	330.2
20 <b>Fabio QUARTARARO</b>	FRA	YAMAHA	330.2	327.2	327.2	327.2	326.2	327.6	330.2
36 <b>Joan MIR</b>	SPA	HONDA	330.2	330.2	328.2	327.2	326.2	328.4	330.2
42 <b>Alex RINS</b>	SPA	YAMAHA	330.2	330.2	329.2	329.2	328.2	329.2	330.2
32 <b>Lorenzo SAVADORI</b>	ITA	APRILIA	329.2	328.2	328.2	328.2	327.2	328.0	329.2
5 <b>Johann ZARCO</b>	FRA	HONDA	328.2	328.2	325.3	325.3	325.3	326.1	328.2
29 <b>Andrea IANNONE</b>	ITA	DUCATI	328.2	326.2	325.3	325.3	324.3	325.6	328.2
73 <b>Alex MARQUEZ</b>	SPA	DUCATI	328.2	328.2	328.2	327.2	327.2	327.7	328.2
30 <b>Takaaki NAKAGAMI</b>	JPN	HONDA	327.2	326.2	326.2	326.2	325.3	326.2	327.2
10 <b>Luca MARINI</b>	ITA	HONDA	324.3	323.3	323.3	323.3	322.3	323.1	324.3

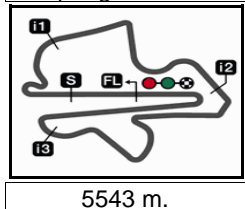
These data/results cannot be reproduced, stored and/or transmitted in whole or in part by any manner of electronic, mechanical, photocopying, recording, broadcasting or otherwise now known or herein after developed without the previous express consent by the copyright owner, except for reproduction in daily press and regular printed publications on sale to the public within 60 days of the event related to those data/results and always provided that copyright symbol appears together as follows below.

© DORNA, 2024

Official MotoGP Timing by TISSOT  
www.motogp.com



Sepang, Saturday, November 02, 2024



**PETRONAS GRAND PRIX OF MALAYSIA**  
**Free Practice Nr. 2**  
**Chronological Analysis of Performances**

**13**

\* Lap / Sector time cancelled      T1 Time from finish line to 1st intermediate      T3 Time from 2nd intermed. to 3rd intermed.  
 P Crossing the finish line in pit lane      T2 Time from 1st intermed. to 2nd intermed.      T4 Time from 3rd intermediate to finish line  
 \*\*Tyre data subject to further updates

Lap	Lap Time	T1	T2	T3	T4	Speed	Lap	Lap Time	T1	T2	T3	T4	Speed	
<b>1st</b>	<b>1</b>	<b>Francesco BAGNAIA</b> DUCATI ITA						<b>Run # 1</b>	<b>Front Tyre Slick-Soft</b> <b>Rear Tyre Slick-Medium</b>					
		Ducati Lenovo Team							6 Laps at start					4 Laps at start
		Runs=2 Total laps=14		Full laps=11		Valid laps=11								
<b>Run #</b>	<b>1</b>	<b>Front Tyre</b>	<b>Slick-Soft</b>	<b>Rear Tyre</b>	<b>Slick-Medium</b>		<b>1</b>	<b>3'21.440</b>	<b>25.548</b>	<b>29.060</b>	<b>38.190</b>	<b>30.892</b>		
		14 Laps at start		4 Laps at start			<b>2</b>	<b>1'59.646</b>	25.069	27.560	36.957	30.060	325.3	
<b>1</b>	<b>2'06.925</b>	25.711	29.677	38.688	31.067		<b>3</b>	<b>1'59.546</b>	24.903	27.425	37.031	30.187	330.2	
<b>2</b>	<b>2'00.901</b>	25.907	27.673	37.126	30.195	334.3	<b>4</b>	<b>1'59.196</b>	24.742	27.376	36.886	30.192	327.2	
<b>3</b>	<b>2'07.391</b> P	24.772	27.542	36.975	38.102	335.4	<b>5</b>	<b>1'58.961</b>	24.669	27.352	36.784	30.156	327.2	
<b>Run #</b>	<b>2</b>	<b>Front Tyre</b>	<b>Slick-Soft</b>	<b>Rear Tyre</b>	<b>Slick-Medium</b>		<b>6</b>	<b>1'58.850</b>	24.650	27.307	36.752	30.141	322.3	
		7 Laps at start		3 Laps at start			<b>7</b>	<b>2'15.650</b> P	25.899	29.856	39.922	39.973	325.3	
<b>4</b>	<b>5'17.967</b>	25.174	29.120	38.144	30.556		<b>Run #</b>	<b>2</b>	<b>Front Tyre</b>	<b>Slick-Soft</b>	<b>Rear Tyre</b>	<b>Slick-Medium</b>		
<b>5</b>	<b>1'59.459</b>	24.860	27.552	37.032	30.015	332.3			13 Laps at start			3 Laps at start		
<b>6</b>	<b>1'58.840</b>	24.570	27.377	36.868	30.025	334.3	<b>8</b>	<b>11'22.322</b>	32.807	28.542	37.893	30.486		
<b>7</b>	<b>1'58.658</b>	24.536	27.297	36.814	30.011	334.3	<b>9</b>	<b>1'58.987</b>	24.740	27.366	36.794	30.087	326.2	
<b>8</b>	<b>1'58.962</b>	24.612	27.462	36.886	30.002	334.3	<b>10</b>	<b>1'58.765</b>	24.594	27.305	36.738	30.128	327.2	
<b>9</b>	<b>1'58.768</b>	24.618	27.304	36.838	30.008	333.3								
<b>10</b>	<b>2'03.706</b>	24.663	28.660	40.107	30.276	332.3	<b>4th</b>	<b>31</b>	<b>Pedro ACOSTA</b> KTM SPA					
<b>11</b>	<b>1'59.767</b>	24.716	27.533	37.263	30.255	333.3			Red Bull GASGAS Tech3					
<b>12</b>	<b>2'04.713</b>	25.688	27.735	41.113	30.177	332.3			Runs=2 Total laps=11 Full laps=7 Valid laps=7					
<b>13</b>	<b>1'59.316</b>	24.744	27.390	36.918	30.264	334.3	<b>Run #</b>	<b>1</b>	<b>Front Tyre</b>	<b>Slick-Soft</b>	<b>Rear Tyre</b>	<b>Slick-Medium</b>		
<b>14</b>	<b>2'01.097</b>	24.593	27.339	38.703	30.462	334.3			7 Laps at start			3 Laps at start		
<b>2nd</b>	<b>89</b>	<b>Jorge MARTIN</b> DUCATI SPA						<b>1</b>	<b>2'24.903</b>	25.740	28.542	38.419	30.501	
		Prima Pramac Racing						<b>2</b>	<b>1'59.754</b>	24.880	27.554	37.293	30.027	330.2
		Runs=2 Total laps=12		Full laps=9		Valid laps=9	<b>3</b>	<b>2'00.583</b>	26.161	27.394	36.923	30.105	333.3	
<b>Run #</b>	<b>1</b>	<b>Front Tyre</b>	<b>Slick-Medium</b>	<b>Rear Tyre</b>	<b>Slick-Medium</b>		<b>4</b>	<b>1'59.339</b>	25.069	27.419	36.755	30.096	333.3	
		7 Laps at start		4 Laps at start			<b>5</b>	<b>1'58.976</b>	24.623	27.347	36.846	30.160	334.3	
<b>1</b>	<b>2'25.303</b>	25.469	28.702	38.300	30.630		<b>6</b>	<b>2'16.261</b> P	26.989	30.207	39.959	39.106	329.2	
<b>2</b>	<b>1'59.755</b>	24.932	27.452	37.096	30.275	328.2	<b>Run #</b>	<b>2</b>	<b>Front Tyre</b>	<b>Slick-Soft</b>	<b>Rear Tyre</b>	<b>Slick-Medium</b>		
<b>3</b>	<b>1'59.302</b>	24.949	27.339	36.852	30.162	330.2			13 Laps at start			4 Laps at start		
<b>4</b>	<b>1'59.754</b>	24.558	27.287	37.106	30.803	332.3	<b>7</b>	<b>9'18.405</b>	27.324	28.813	38.294	30.347		
<b>5</b>	<b>1'59.161</b>	24.798	27.375	36.777	30.211	330.2	<b>8</b>	<b>1'59.040</b>	24.728	27.353	36.914	30.045	329.2	
<b>6</b>	<b>2'09.408</b> P	24.653	27.268	36.773	40.714	331.2	<b>9</b>	<b>1'58.795</b>	24.551	27.272	36.787	30.185	330.2	
<b>Run #</b>	<b>2</b>	<b>Front Tyre</b>	<b>Slick-Soft</b>	<b>Rear Tyre</b>	<b>Slick-Medium</b>		<b>10</b>	<b>2'03.023</b>	24.586	27.462	40.156	30.819	330.2	
		8 Laps at start		10 Laps at start			<b>11</b>	<b>2'09.345</b> P	24.491	27.680	37.714	39.460	329.2	
<b>7</b>	<b>8'58.824</b>	24.146	27.708	38.503	30.549									
<b>8</b>	<b>1'59.147</b>	24.764	27.238	36.947	30.198	330.2	<b>5th</b>	<b>12</b>	<b>Maverick VIÑALES</b> APRILIA SPA					
<b>9</b>	<b>2'04.285</b>	26.442	27.646	39.915	30.282	330.2			Aprilia Racing					
<b>10</b>	<b>1'58.762</b>	24.573	27.316	36.770	30.103	331.2			Runs=2 Total laps=12 Full laps=9 Valid laps=9					
<b>11</b>	<b>2'03.338</b>	24.494	28.644	39.736	30.464	332.3	<b>Run #</b>	<b>1</b>	<b>Front Tyre</b>	<b>Slick-Soft</b>	<b>Rear Tyre</b>	<b>Slick-Medium</b>		
<b>12</b>	<b>1'59.009</b>	24.519	27.236	37.078	30.176	333.3			16 Laps at start			3 Laps at start		
<b>3rd</b>	<b>20</b>	<b>Fabio QUARTARARO</b> YAMAHA FRA						<b>1</b>	<b>3'01.012</b>	24.714	29.494	38.443	30.986	
		Monster Energy Yamaha MotoGP Team						<b>2</b>	<b>2'00.368</b>	25.128	27.636	37.243	30.361	318.5
		Runs=2 Total laps=10		Full laps=7		Valid laps=7	<b>3</b>	<b>1'59.638</b>	24.835	27.426	37.021	30.356	324.3	
<b>Run #</b>	<b>1</b>	<b>Front Tyre</b>	<b>Slick-Soft</b>	<b>Rear Tyre</b>	<b>Slick-Medium</b>		<b>4</b>	<b>1'59.463</b>	24.730	27.460	37.082	30.191	323.3	
		7 Laps at start		3 Laps at start			<b>5</b>	<b>2'00.519</b>	25.784	27.544	36.927	30.264	325.3	
<b>1</b>	<b>2'03.338</b>	24.494	28.644	39.736	30.464	332.3	<b>6</b>	<b>2'09.309</b> P	24.675	27.520	36.879	40.235	330.2	
<b>2</b>	<b>2'03.338</b>	24.494	28.644	39.736	30.464	332.3								

<b>Fastest Lap:</b>	Francesco BAGNAIA	Ducati Lenovo Team	ITA	<b>1'58.658</b>	24.536	27.297	36.814	30.011
---------------------	-------------------	--------------------	-----	-----------------	--------	--------	--------	--------

These data/results cannot be reproduced, stored and/or transmitted in whole or in part by any manner of electronic, mechanical, photocopying, recording, broadcasting or otherwise now known or herein after developed without the previous express consent by the copyright owner, except for reproduction in daily press and regular printed publications on sale to the public within 60 days of the event related to those data/results and always provided that copyright symbol appears together as follows below.  
 © DORNA, 2024



## Free Practice Nr. 2

MotoGP

Lap	Lap Time	T1	T2	T3	T4	Speed	Lap	Lap Time	T1	T2	T3	T4	Speed	
<b>Run # 2</b>	Front Tyre Slick-Soft		Rear Tyre Slick-Medium					4	<b>1'59.438</b>	24.859	27.471	36.969	30.139	328.2
	6 Laps at start		3 Laps at start					5	<b>1'59.506</b>	24.856	27.496	36.986	30.168	328.2
7	8'02.612	24.316	28.137	37.265	30.350		6	<b>1'59.470</b>	24.754	27.547	36.958	30.211	330.2	
8	<b>1'58.796</b>	24.631	<b>27.267</b>	<b>36.700</b>	30.198	327.2	7	2'17.595 P	27.566	30.090	39.981	39.958	327.2	
9	<b>1'59.068</b>	24.665	27.327	36.776	30.300	326.2	<b>Run # 2</b>	Front Tyre Slick-Soft		Rear Tyre Slick-Medium				
10	<b>1'59.172</b>	24.640	27.345	36.972	30.215	330.2		9 Laps at start		3 Laps at start				
11	<b>1'59.353</b>	24.676	27.544	36.808	30.325	329.2	8	7'50.990	24.863	28.502	37.850	30.378		
12	<b>1'59.273</b>	<b>24.593</b>	27.407	36.946	30.327	328.2	9	<b>1'59.034</b>	24.801	<b>27.384</b>	<b>36.826</b>	30.023	325.3	
<b>6th 43</b>	<b>Jack MILLER</b>		KTM		AUS		10	<b>1'59.128</b>	24.784	27.413	36.930	<b>30.001</b>	325.3	
	Red Bull KTM Factory Racing						11	<b>1'59.403</b>	<b>24.730</b>	27.517	36.981	30.175	329.2	
	Runs=2 Total laps=13 Full laps=10 Valid laps=10						12	2'19.401 P	28.183	30.670	40.236	40.312	325.3	
<b>Run # 1</b>	Front Tyre Slick-Soft		Rear Tyre Slick-Medium					<b>9th 23</b>	<b>Enea BASTIANINI</b>		DUCATI		ITA	
	13 Laps at start		3 Laps at start						Ducati Lenovo Team					
1	2'28.149	25.551	28.925	45.045	31.293			Runs=2 Total laps=11 Full laps=8 Valid laps=8						
2	<b>2'02.906</b>	26.302	28.370	37.882	30.352	<b>333.3</b>	<b>Run # 1</b>	Front Tyre Slick-Soft		Rear Tyre Slick-Medium				
3	<b>1'59.182</b>	24.840	27.367	36.841	30.134	332.3		6 Laps at start		4 Laps at start				
4	<b>1'58.922</b>	24.669	<b>27.351</b>	<b>36.741</b>	30.161	330.2	1	2'45.781	26.825	29.716	38.673	30.515		
5	<b>1'59.132</b>	24.752	27.357	36.838	30.185	333.3	2	<b>1'59.798</b>	24.891	27.679	37.132	30.096	334.3	
6	<b>1'59.131</b>	24.713	27.369	36.897	30.152	330.2	3	<b>1'59.099</b>	24.712	27.428	<b>36.876</b>	30.083	<b>335.4</b>	
7	<b>1'59.151</b>	24.705	27.436	36.855	30.155	328.2	4	<b>1'59.145</b>	24.704	27.393	36.903	30.145	334.3	
8	2'20.215 P	29.259	30.432	40.419	40.105	326.2	5	<b>1'59.046</b>	<b>24.673</b>	<b>27.374</b>	36.956	<b>30.043</b>	335.4	
<b>Run # 2</b>	Front Tyre Slick-Soft		Rear Tyre Slick-Medium					6	2'14.131 P	28.069	28.612	38.120	39.330	332.3
	7 Laps at start		4 Laps at start					<b>Run # 2</b>	Front Tyre Slick-Medium		Rear Tyre Slick-Medium			
9	6'04.522	25.474	31.483	38.427	30.422			6 Laps at start		10 Laps at start				
10	<b>1'59.659</b>	24.918	27.650	36.968	30.123	330.2	7	10'04.524	25.493	28.872	38.537	30.540		
11	<b>1'59.015</b>	24.685	27.468	36.762	<b>30.100</b>	328.2	8	<b>2'00.417</b>	24.922	27.640	37.202	30.653	330.2	
12	<b>1'59.518</b>	<b>24.644</b>	27.552	37.101	30.221	332.3	9	<b>1'59.650</b>	24.782	27.609	37.103	30.156	332.3	
13	<b>1'59.220</b>	24.680	27.404	36.993	30.143	330.2	10	<b>1'59.519</b>	24.809	27.571	37.011	30.128	333.3	
<b>7th 93</b>	<b>Marc MARQUEZ</b>		DUCATI		SPA		11	<b>1'59.508</b>	24.743	27.554	37.017	30.194	333.3	
	Gresini Racing MotoGP						<b>10th 21</b>	<b>Franco MORBIDELLI</b>		DUCATI		ITA		
	Runs=2 Total laps=11 Full laps=8 Valid laps=8							Prima Pramac Racing						
<b>Run # 1</b>	Front Tyre Slick-Soft		Rear Tyre Slick-Medium						Runs=2 Total laps=10 Full laps=7 Valid laps=7					
	12 Laps at start		3 Laps at start					<b>Run # 1</b>	Front Tyre Slick-Soft		Rear Tyre Slick-Medium			
1	2'07.170	25.153	29.711	38.720	31.092			10 Laps at start		4 Laps at start				
2	<b>2'01.167</b>	25.834	27.695	37.175	30.463	320.4	1	2'24.786	26.236	35.417	44.828	31.061		
3	<b>1'59.431</b>	24.868	27.455	36.890	30.218	330.2	2	<b>2'04.824</b>	28.748	28.212	37.641	30.223	327.2	
4	<b>2'01.318</b>	24.785	27.795	38.061	30.677	330.2	3	<b>1'59.560</b>	24.783	27.647	37.052	30.078	<b>334.3</b>	
5	<b>1'59.273</b>	24.772	27.420	36.832	30.249	330.2	4	<b>1'59.065</b>	24.700	27.495	<b>36.856</b>	30.014	332.3	
6	2'14.359 P	25.851	29.313	39.221	39.974	328.2	5	2'27.442 P	31.641	31.664	43.665	40.472	332.3	
<b>Run # 2</b>	Front Tyre Slick-Soft		Rear Tyre Slick-Medium					<b>Run # 2</b>	Front Tyre Slick-Soft		Rear Tyre Slick-Medium			
	6 Laps at start		3 Laps at start						15 Laps at start		9 Laps at start			
7	10'22.181	26.600	30.392	39.402	31.017		6	11'28.809	26.724	28.583	38.022	30.267		
8	<b>2'00.260</b>	24.966	27.712	37.281	30.301	328.2	7	<b>1'59.706</b>	24.901	27.478	37.225	30.102	328.2	
9	<b>1'59.040</b>	24.784	27.467	<b>36.727</b>	30.062	328.2	8	<b>1'59.210</b>	24.708	<b>27.423</b>	37.101	<b>29.978</b>	330.2	
10	<b>1'58.993</b>	<b>24.694</b>	<b>27.371</b>	36.901	<b>30.027</b>	<b>331.2</b>	9	<b>1'59.479</b>	24.697	27.504	37.071	30.207	333.3	
11	<b>1'59.453</b>	24.725	27.415	37.076	30.237	329.2	10	<b>2'14.971</b>	<b>24.642</b>	27.625	50.181	32.523	334.3	
<b>8th 42</b>	<b>Alex RINS</b>		YAMAHA		SPA		<b>11th 72</b>	<b>Marco BEZZECCHI</b>		DUCATI		ITA		
	Monster Energy Yamaha MotoGP Team							Pertamina Enduro VR46 Racing Team						
	Runs=2 Total laps=12 Full laps=8 Valid laps=8							Runs=2 Total laps=11 Full laps=7 Valid laps=6						
<b>Run # 1</b>	Front Tyre Slick-Soft		Rear Tyre Slick-Medium					<b>Run # 1</b>	Front Tyre Slick-Soft		Rear Tyre Slick-Medium			
	7 Laps at start		4 Laps at start						10 Laps at start		4 Laps at start			
1	2'14.737	26.086	29.638	38.741	30.729		1	2'15.522	25.129	29.454	38.597	30.668		
2	<b>2'01.568</b>	25.742	27.804	37.730	30.292	<b>330.2</b>	2	<b>2'02.938</b>	27.205	27.637	37.785	30.311	<b>333.3</b>	
3	<b>1'59.558</b>	24.841	27.486	37.123	30.108	329.2	3	<b>1'59.826</b>	24.927	27.431	37.134	30.334	331.2	
<b>Fastest Lap:</b>	Francesco BAGNAIA		Ducati Lenovo Team		ITA		<b>1'58.658</b>	24.536	27.297	36.814	30.011			

These data/results cannot be reproduced, stored and/or transmitted in whole or in part by any manner of electronic, mechanical, photocopying, recording, broadcasting or otherwise now known or herein after developed without the previous express consent by the copyright owner, except for reproduction in daily press and regular printed publications on sale to the public within 60 days of the event related to those data/results and always provided that copyright symbol appears together as follows below.  
© DORNA, 2024

## Free Practice Nr. 2

MotoGP

Lap	Lap Time	T1	T2	T3	T4	Speed	Lap	Lap Time	T1	T2	T3	T4	Speed
4	2'00.051	24.897	27.550	37.281	30.323	326.2	3	2'00.575	25.163	27.669	37.444	30.299	330.2
5	1'59.562	24.782	27.474	36.938	30.368	332.3	4	1'59.837	24.846	27.611	37.094	30.286	332.3
6	2'08.500 P	24.741	27.522	37.615	38.622	331.2	5	2'15.534 P	24.842	30.389	38.986	41.317	332.3
<b>Run # 2</b>	<b>Front Tyre Slick-Soft</b>	<b>Rear Tyre Slick-Medium</b>					<b>Run # 2</b>	<b>Front Tyre Slick-Soft</b>	<b>Rear Tyre Slick-Medium</b>				
	<b>7 Laps at start</b>	<b>3 Laps at start</b>						<b>11 Laps at start</b>	<b>8 Laps at start</b>				
7	5'12.363	25.009	29.238	39.077	31.172		6	13'35.412	24.769	28.081	38.105	30.641	
8	2'00.099 *	25.048	27.696	37.142	30.213	324.3	7	1'59.968	24.905	27.548	37.157	30.358	327.2
9	1'59.204	24.691	27.440	36.955	30.118	327.2	8	1'59.675	24.842	27.588	37.050	30.195	328.2
10	1'59.296	24.597	27.407	36.952	30.340	327.2	9	1'59.400	24.693	27.543	37.051	30.113	331.2
11	2'09.172 P	24.659	27.462	36.950	40.101	327.2							
<b>12th 73</b>	<b>Alex MARQUEZ</b>	DUCATI		SPA			<b>15th 30</b>	<b>Takaaki NAKAGAMI</b>	HONDA		JPN		
	Gresini Racing MotoGP							IDEMITSU Honda LCR					
	Runs=2 Total laps=11 Full laps=8 Valid laps=8							Runs=2 Total laps=11 Full laps=7 Valid laps=7					
<b>Run # 1</b>	<b>Front Tyre Slick-Soft</b>	<b>Rear Tyre Slick-Medium</b>					<b>Run # 1</b>	<b>Front Tyre Slick-Soft</b>	<b>Rear Tyre Slick-Medium</b>				
	<b>7 Laps at start</b>	<b>4 Laps at start</b>						<b>7 Laps at start</b>	<b>3 Laps at start</b>				
1	2'12.222	25.630	30.309	39.568	31.286		1	2'34.037	27.934	30.072	39.073	31.404	
2	2'01.154	25.223	27.861	37.629	30.441	326.2	2	2'01.173	25.450	27.997	37.267	30.459	325.3
3	1'59.853	24.869	27.548	37.165	30.271	327.2	3	1'59.672	24.791	27.454	37.076	30.351	327.2
4	1'59.222	24.837	27.332	36.829	30.224	327.2	4	1'59.437	24.667	27.484	36.988	30.298	326.2
5	1'59.516	24.763	27.410	37.064	30.279	328.2	5	1'59.544	24.815	27.439	36.928	30.362	326.2
6	2'13.479 P	26.371	29.796	38.497	38.815	320.4	6	2'13.995 P	26.236	29.979	38.897	38.883	326.2
<b>Run # 2</b>	<b>Front Tyre Slick-Soft</b>	<b>Rear Tyre Slick-Medium</b>					<b>Run # 2</b>	<b>Front Tyre Slick-Soft</b>	<b>Rear Tyre Slick-Medium</b>				
	<b>13 Laps at start</b>	<b>10 Laps at start</b>						<b>13 Laps at start</b>	<b>9 Laps at start</b>				
7	10'20.284	24.819	29.532	39.486	31.635		7	7'06.942	26.207	28.749	38.500	30.775	
8	2'00.717	25.098	27.849	37.410	30.360	325.3	8	2'00.334	24.999	27.595	37.234	30.506	321.4
9	1'59.621	24.831	27.548	37.001	30.241	327.2	9	1'59.639	24.763	27.404	36.999	30.473	320.4
10	1'59.599	24.868	27.444	37.087	30.200	328.2	10	1'59.734	24.729	27.489	37.113	30.403	320.4
11	2'00.067	24.904	27.449	37.327	30.387	328.2	11	2'14.645 P	26.580	27.891	39.748	40.426	322.3
<b>13th 37</b>	<b>Augusto FERNANDEZ</b>	KTM		SPA			<b>16th 25</b>	<b>Raul FERNANDEZ</b>	APRILIA		SPA		
	Red Bull GASGAS Tech3							Trackhouse Racing					
	Runs=2 Total laps=12 Full laps=8 Valid laps=8							Runs=2 Total laps=10 Full laps=6 Valid laps=6					
<b>Run # 1</b>	<b>Front Tyre Slick-Soft</b>	<b>Rear Tyre Slick-Medium</b>					<b>Run # 1</b>	<b>Front Tyre Slick-Soft</b>	<b>Rear Tyre Slick-Medium</b>				
	<b>7 Laps at start</b>	<b>4 Laps at start</b>						<b>7 Laps at start</b>	<b>4 Laps at start</b>				
1	2'25.695	24.933	28.844	38.256	30.612		1	3'00.956	24.821	29.466	38.377	31.115	
2	1'59.786	25.026	27.520	37.103	30.137	317.6	2	2'00.231	24.992	27.656	37.155	30.428	329.2
3	1'59.478	24.876	27.455	36.988	30.159	329.2	3	1'59.652	24.752	27.498	37.075	30.327	329.2
4	1'59.727	24.744	27.536	37.057	30.390	331.2	4	1'59.524	24.758	27.472	36.966	30.328	329.2
5	2'03.764	24.798	28.194	39.399	31.373	322.3	5	2'12.394 P	26.162	27.763	38.117	40.352	329.2
6	2'00.112	24.907	27.722	37.232	30.251	323.3							
7	2'01.033	24.759	27.886	38.008	30.380	330.2	<b>Run # 2</b>	<b>Front Tyre Slick-Soft</b>	<b>Rear Tyre Slick-Medium</b>				
8	2'00.084	24.927	27.582	37.145	30.430	330.2		<b>7 Laps at start</b>	<b>3 Laps at start</b>				
9	2'08.530 P	24.777	27.742	37.207	38.804	328.2	6	9'25.297	26.113	28.935	44.722	31.104	
<b>Run # 2</b>	<b>Front Tyre Slick-Soft</b>	<b>Rear Tyre Slick-Medium</b>					7	2'00.675	25.069	27.640	37.188	30.778	326.2
	<b>16 Laps at start</b>	<b>3 Laps at start</b>					8	1'59.924	24.869	27.529	37.180	30.346	325.3
10	8'47.330	25.576	28.987	38.091	30.363		9	1'59.695	24.768	27.449	37.056	30.422	332.3
11	1'59.393	24.793	27.647	36.899	30.054	330.2	10	2'20.652 P	28.524	32.577	37.788	41.763	327.2
12	4'34.067 P	24.530	27.525			330.2							
<b>14th 41</b>	<b>Aleix ESPARGARO</b>	APRILIA		SPA			<b>17th 5</b>	<b>Johann ZARCO</b>	HONDA		FRA		
	Aprilia Racing							CASTROL Honda LCR					
	Runs=2 Total laps=9 Full laps=6 Valid laps=6							Runs=2 Total laps=11 Full laps=8 Valid laps=8					
<b>Run # 1</b>	<b>Front Tyre Slick-Soft</b>	<b>Rear Tyre Slick-Medium</b>					<b>Run # 1</b>	<b>Front Tyre Slick-Soft</b>	<b>Rear Tyre Slick-Medium</b>				
	<b>6 Laps at start</b>	<b>3 Laps at start</b>						<b>6 Laps at start</b>	<b>3 Laps at start</b>				
1	2'37.260	25.206	29.391	38.740	30.899		1	2'12.541	25.249	29.165	38.165	30.727	
2	2'01.282	25.188	28.096	37.608	30.390	328.2	2	2'01.243	25.147	27.787	37.782	30.527	322.3
							3	1'59.751	24.922	27.489	37.012	30.328	325.3
							4	1'59.530	24.931	27.402	36.896	30.301	323.3
							5	1'59.738	24.820	27.409	37.131	30.378	325.3
<b>Fastest Lap:</b>	Francesco BAGNAIA	Ducati Lenovo Team		ITA	1'58.658	24.536	27.297	36.814	30.011				

These data/results cannot be reproduced, stored and/or transmitted in whole or in part by any manner of electronic, mechanical, photocopying, recording, broadcasting or otherwise now known or herein after developed without the previous express consent by the copyright owner, except for reproduction in daily press and regular printed publications on sale to the public within 60 days of the event related to those data/results and always provided that copyright symbol appears together as follows below.  
© DORNA, 2024

# Free Practice Nr. 2

MotoGP

Lap	Lap Time	T1	T2	T3	T4	Speed	Lap	Lap Time	T1	T2	T3	T4	Speed		
6	2'11.877 P	24.872	27.679	40.883	38.443	328.2	Run # 2	Front Tyre Slick-Soft	Rear Tyre Slick-Medium						
						12 Laps at start			9 Laps at start						
7	10'23.888	25.153	28.832	37.743	30.700		6	8'00.159	26.544	29.625	38.011	33.239			
8	2'00.319	24.910	27.574	37.431	30.404	325.3	7	2'03.038	25.204	27.751	37.986	32.097	320.4		
9	2'00.264	24.890	27.549	37.275	30.550	328.2	8	1'59.747	24.930	27.440	37.009	30.368	324.3		
10	2'00.616	24.879	27.692	37.374	30.671	325.3	9	1'59.752	24.809	27.567	36.920	30.456	322.3		
11	1'59.764	24.824	27.466	37.115	30.359	325.3	10	1'59.800	24.882	27.497	37.095	30.326	322.3		
									11	2'18.544 P	27.896	30.601	39.430	40.617	309.4

**18th 33 Brad BINDER** KTM RSA  
Red Bull KTM Factory Racing  
Runs=1 Total laps=13 Full laps=11 Valid laps=11

Run #	1	Front Tyre	Slick-Soft	Rear Tyre	Slick-Medium	
		6 Laps at start			3 Laps at start	
1	2'25.889	26.136	29.838	39.983	30.539	
2	1'59.814	25.012	27.500	37.121	30.181	325.3
3	2'00.163	25.518	27.485	37.010	30.150	333.3
4	2'00.026	24.933	27.421	37.077	30.595	332.3
5	2'03.720	28.396	27.714	37.257	30.353	333.3
6	1'59.868	24.762	27.529	37.258	30.319	333.3
7	1'59.655	24.773	27.434	37.146	30.302	332.3
8	2'00.337	24.996	27.532	37.347	30.462	326.2
9	2'04.281	28.439	28.111	37.419	30.312	327.2
10	1'59.892	24.749	27.537	37.146	30.460	328.2
11	2'01.077	24.819	27.581	38.167	30.510	328.2
12	2'00.166	24.860	27.666	37.233	30.407	329.2
13	2'18.783 P	29.006	28.274	39.618	41.885	327.2

**19th 36 Joan MIR** HONDA SPA  
Repsol Honda Team  
Runs=2 Total laps=11 Full laps=8 Valid laps=8

Run #	1	Front Tyre	Slick-Soft	Rear Tyre	Slick-Medium	
		13 Laps at start			3 Laps at start	
1	2'16.103	25.045	28.915	38.440	30.948	
2	2'00.707	25.115	27.841	37.303	30.448	327.2
3	2'00.279	24.888	27.743	37.331	30.317	330.2
4	1'59.698	24.736	27.666	37.072	30.224	330.2
5	2'18.313 P	27.357	28.952	39.014	42.990	325.3
		7 Laps at start			4 Laps at start	
6	9'42.966	25.756	28.951	38.017	30.640	
7	2'01.018	25.414	27.717	37.444	30.443	323.3
8	2'00.051	24.958	27.602	37.248	30.243	324.3
9	1'59.704	24.810	27.591	37.087	30.216	324.3
10	2'05.678	24.741	27.622	42.761	30.554	326.2
11	2'00.004	24.817	27.619	37.196	30.372	328.2

**20th 10 Luca MARINI** HONDA ITA  
Repsol Honda Team  
Runs=2 Total laps=11 Full laps=7 Valid laps=7

Run #	1	Front Tyre	Slick-Medium	Rear Tyre	Slick-Medium	
		New Tyre			3 Laps at start	
1	2'12.994	24.639	29.253	38.170	30.851	
2	2'01.202	25.180	27.851	37.514	30.657	323.3
3	2'00.093	24.990	27.581	37.165	30.357	318.5
4	2'00.206	25.004	27.631	37.143	30.428	323.3
5	2'16.519 P	26.533	30.299	39.668	40.019	323.3

**21st 29 Andrea IANNONE** DUCATI ITA  
Pertamina Enduro VR46 Racing Team  
Runs=3 Total laps=12 Full laps=7 Valid laps=7

Run #	1	Front Tyre	Slick-Soft	Rear Tyre	Slick-Medium	
		14 Laps at start			4 Laps at start	
1	2'16.668	25.395	29.230	38.451	30.646	
2	2'03.521	26.529	27.640	38.507	30.845	324.3
3	2'10.258 P	25.171	27.617	37.483	39.987	310.3
		7 Laps at start			3 Laps at start	
4	2'50.790	26.476	29.797	44.245	36.443	
5	2'01.293	25.427	27.723	37.522	30.621	312.1
6	2'01.630	25.774	27.734	37.337	30.785	328.2
7	2'00.726	25.212	27.563	37.314	30.637	318.5
8	2'00.497	25.100	27.481	37.331	30.585	325.3
9	2'15.951 P	27.988	29.174	37.661	41.128	325.3
		13 Laps at start			9 Laps at start	
10	6'38.379	30.211	29.852	41.229	44.007	
11	2'01.935	26.615	27.603	37.296	30.421	324.3
12	2'00.537	24.987	27.591	37.396	30.563	326.2

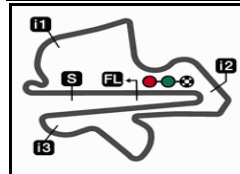
**22nd 32 Lorenzo SAVADORI** APRILIA ITA  
Trackhouse Racing  
Runs=2 Total laps=10 Full laps=6 Valid laps=6

Run #	1	Front Tyre	Slick-Soft	Rear Tyre	Slick-Medium	
		6 Laps at start			3 Laps at start	
1	2'26.494	27.262	28.752	38.342	30.847	
2	2'05.124	26.495	30.122	37.871	30.636	327.2
3	2'01.372	25.310	27.830	37.573	30.659	329.2
4	2'07.040	28.029	28.300	39.863	30.848	328.2
5	2'03.138	25.310	27.985	37.974	31.869	326.2
6	2'13.655 P	26.374	28.679	38.901	39.701	318.5
		12 Laps at start			3 Laps at start	
7	8'04.302	27.972	28.903	38.032	30.970	
8	2'01.045	25.200	27.841	37.482	30.522	327.2
9	2'00.798	24.991	27.644	37.585	30.578	328.2
10	2'18.688 P	26.223	29.416	42.392	40.657	328.2

**Fastest Lap:** Francesco BAGNAIA Ducati Lenovo Team ITA 1'58.658 24.536 27.297 36.814 30.011

These data/results cannot be reproduced, stored and/or transmitted in whole or in part by any manner of electronic, mechanical, photocopying, recording, broadcasting or otherwise now known or herein after developed without the previous express consent by the copyright owner, except for reproduction in daily press and regular printed publications on sale to the public within 60 days of the event related to those data/results and always provided that copyright symbol appears together as follows below.  
© DORNA, 2024






5543 m.

## PETRONAS GRAND PRIX OF MALAYSIA

## Free Practice Nr. 2

## Combined Practice Times

7

	Rider	Nation	Team	MOTORCYCLE	FP1	FP2	Gap
1	<b>F.BAGNAIA</b>	ITA	Ducati Lenovo Team	DUCATI	1'58.795 14	<b>1'58.658</b> 7	
2	89 <b>J.MARTIN</b>	SPA	Prima Pramac Racing	DUCATI	2'00.442 16	<b>1'58.762</b> 10	0.104 0.104
3	20 <b>F.QUARTARARO</b>	FRA	Monster Energy Yamaha MotoGP Team	YAMAHA	2'00.584 7	<b>1'58.765</b> 10	0.107 0.003
4	31 <b>P.ACOSTA</b>	SPA	Red Bull GASGAS Tech3	KTM	2'00.355 13	<b>1'58.795</b> 9	0.137 0.030
5	12 <b>M.VIÑALES</b>	SPA	Aprilia Racing	APRILIA	1'59.538 14	<b>1'58.796</b> 8	0.138 0.001
6	43 <b>J.MILLER</b>	AUS	Red Bull KTM Factory Racing	KTM	2'00.247 14	<b>1'58.922</b> 4	0.264 0.126
7	93 <b>M.MARQUEZ</b>	SPA	Gresini Racing MotoGP	DUCATI	2'00.769 11	<b>1'58.993</b> 10	0.335 0.071
8	42 <b>A.RINS</b>	SPA	Monster Energy Yamaha MotoGP Team	YAMAHA	2'00.958 15	<b>1'59.034</b> 9	0.376 0.041
9	23 <b>E.BASTIANINI</b>	ITA	Ducati Lenovo Team	DUCATI	2'00.816 7	<b>1'59.046</b> 5	0.388 0.012
10	21 <b>F.MORBIDELLI</b>	ITA	Prima Pramac Racing	DUCATI	2'00.789 16	<b>1'59.065</b> 4	0.407 0.019
11	72 <b>M.BEZZECCHI</b>	ITA	Pertamina Enduro VR46 Racing Team	DUCATI	1'59.848 15	<b>1'59.204</b> 9	0.546 0.139
12	73 <b>A.MARQUEZ</b>	SPA	Gresini Racing MotoGP	DUCATI	2'00.491 16	<b>1'59.222</b> 4	0.564 0.018
13	37 <b>A.FERNANDEZ</b>	SPA	Red Bull GASGAS Tech3	KTM	2'00.710 16	<b>1'59.393</b> 11	0.735 0.171
14	41 <b>A.ESPARGARO</b>	SPA	Aprilia Racing	APRILIA	2'02.426 5	<b>1'59.400</b> 9	0.742 0.007
15	30 <b>T.NAKAGAMI</b>	JPN	IDEMITSU Honda LCR	HONDA	2'00.718 16	<b>1'59.437</b> 4	0.779 0.037
16	25 <b>R.FERNANDEZ</b>	SPA	Trackhouse Racing	APRILIA	2'01.853 10	<b>1'59.524</b> 4	0.866 0.087
17	5 <b>J.ZARCO</b>	FRA	CASTROL Honda LCR	HONDA	2'01.207 13	<b>1'59.530</b> 4	0.872 0.006
18	33 <b>B.BINDER</b>	RSA	Red Bull KTM Factory Racing	KTM	2'00.873 16	<b>1'59.655</b> 7	0.997 0.125
19	36 <b>J.MIR</b>	SPA	Repsol Honda Team	HONDA	2'01.514 8	<b>1'59.698</b> 4	1.040 0.043
20	10 <b>L.MARINI</b>	ITA	Repsol Honda Team	HONDA	2'01.849 6	<b>1'59.747</b> 8	1.089 0.049
21	29 <b>A.IANNONE</b>	ITA	Pertamina Enduro VR46 Racing Team	DUCATI	2'00.651 15	<b>2'00.497</b> 8	1.839 0.750
22	32 <b>L.SAVADORI</b>	ITA	Trackhouse Racing	APRILIA	2'01.348 15	<b>2'00.798</b> 9	2.140 0.301

<b>Pole Position Record:</b>	2023	<b>Francesco BAGNAIA</b>	<b>1'57.491</b>	169.8 Km/h
<b>Best Race Lap:</b>	2023	<b>Alex MARQUEZ</b>	<b>1'58.979</b>	167.7 Km/h
<b>All Time Lap Record:</b>	2023	<b>Francesco BAGNAIA</b>	<b>1'57.491</b>	169.8 Km/h

The results are provisional until the end of the limit for protest and appeals.

Time limit for protest expires 60' after publication of the results - ..... Time: .....

These data/results cannot be reproduced, stored and/or transmitted in whole or in part by any manner of electronic, mechanical, photocopying, recording, broadcasting or otherwise now known or herein after developed without the previous express consent by the copyright owner, except for reproduction in daily press and regular printed publications on sale to the public within 60 days of the event related to those data/results and always provided that copyright symbol appears together as follows below.

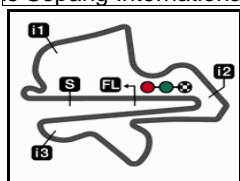
© DORNA, 2024

Official MotoGP Timing by TISSOT

www.motogp.com

Sepang, Saturday, November 02, 2024





5543 m.

# PETRONAS GRAND PRIX OF MALAYSIA

## Free Practice Nr. 2

### Best Partial Times

# MotoGP™

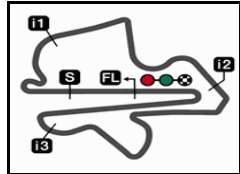
*IT* Ideal Lap Time, sum of the best partial times

*BT* Best Lap Time

<i>T1</i>		<i>T2</i>		<i>T3</i>		<i>T4</i>						
<i>Pos</i>	<i>Rider</i>	<i>Time</i>	<i>Rider</i>	<i>Time</i>	<i>Rider</i>	<i>Time</i>	<i>Rider</i>	<i>Time</i>	<i>Pos</i>	<i>Rider</i>	<i>IT</i>	<i>BT</i>
1	P.ACOSTA	24.491	J.MARTIN	27.236	M.VIÑALES	36.700	F.MORBIDELLI	29.978	1	P.ACOSTA	1'58.545	1'58.795 (4)
2	J.MARTIN	24.494	M.VIÑALES	27.267	M.MARQUEZ	36.727	A.RINS	30.001	2	J.MARTIN	1'58.603	1'58.762 (2)
3	A.FERNANDEZ	24.530	P.ACOSTA	27.272	F.QUARTARARO	36.738	F.BAGNAIA	30.002	3	F.BAGNAIA	1'58.649	1'58.658 (1)
4	F.BAGNAIA	24.536	F.BAGNAIA	27.297	J.MILLER	36.741	P.ACOSTA	30.027	4	F.QUARTARAR	1'58.697	1'58.765 (3)
5	M.VIÑALES	24.593	F.QUARTARARO	27.305	P.ACOSTA	36.755	M.MARQUEZ	30.027	5	M.VIÑALES	1'58.751	1'58.796 (5)
6	F.QUARTARARO	24.594	A.MARQUEZ	27.332	J.MARTIN	36.770	E.BASTIANINI	30.043	6	M.MARQUEZ	1'58.819	1'58.993 (7)
7	M.BEZZECCHI	24.597	J.MILLER	27.351	F.BAGNAIA	36.814	A.FERNANDEZ	30.054	7	J.MILLER	1'58.836	1'58.922 (6)
8	F.MORBIDELLI	24.642	M.MARQUEZ	27.371	A.RINS	36.826	F.QUARTARARO	30.060	8	F.MORBIDELLI	1'58.899	1'59.065 (10)
9	J.MILLER	24.644	E.BASTIANINI	27.374	A.MARQUEZ	36.829	J.MILLER	30.100	9	A.FERNANDEZ	1'58.938	1'59.393 (13)
10	T.NAKAGAMI	24.667	A.RINS	27.384	F.MORBIDELLI	36.856	J.MARTIN	30.103	10	A.RINS	1'58.941	1'59.034 (8)
11	E.BASTIANINI	24.673	J.ZARCO	27.402	E.BASTIANINI	36.876	A.ESPARGARO	30.113	11	E.BASTIANINI	1'58.966	1'59.046 (9)
12	A.ESPARGARO	24.693	T.NAKAGAMI	27.404	J.ZARCO	36.896	M.BEZZECCHI	30.118	12	M.BEZZECCHI	1'59.060	1'59.204 (11)
13	M.MARQUEZ	24.694	M.BEZZECCHI	27.407	A.FERNANDEZ	36.899	B.BINDER	30.150	13	A.MARQUEZ	1'59.124	1'59.222 (12)
14	A.RINS	24.730	B.BINDER	27.421	L.MARINI	36.920	M.VIÑALES	30.191	14	T.NAKAGAMI	1'59.297	1'59.437 (15)
15	J.MIR	24.736	F.MORBIDELLI	27.423	T.NAKAGAMI	36.928	A.MARQUEZ	30.200	15	B.BINDER	1'59.330	1'59.655 (18)
16	B.BINDER	24.749	L.MARINI	27.440	M.BEZZECCHI	36.938	J.MIR	30.216	16	A.ESPARGAR	1'59.399	1'59.400 (14)
17	R.FERNANDEZ	24.752	R.FERNANDEZ	27.449	R.FERNANDEZ	36.966	T.NAKAGAMI	30.298	17	J.ZARCO	1'59.419	1'59.530 (17)
18	A.MARQUEZ	24.763	A.FERNANDEZ	27.455	B.BINDER	37.010	J.ZARCO	30.301	18	R.FERNANDEZ	1'59.494	1'59.524 (16)
19	L.MARINI	24.809	A.IANNONE	27.481	A.ESPARGARO	37.050	L.MARINI	30.326	19	L.MARINI	1'59.495	1'59.747 (20)
20	J.ZARCO	24.820	A.ESPARGARO	27.543	J.MIR	37.072	R.FERNANDEZ	30.327	20	J.MIR	1'59.615	1'59.698 (19)
21	A.IANNONE	24.987	J.MIR	27.591	A.IANNONE	37.296	A.IANNONE	30.421	21	A.IANNONE	2'00.185	2'00.497 (21)
22	L.SAVADORI	24.991	L.SAVADORI	27.644	L.SAVADORI	37.482	L.SAVADORI	30.522	22	L.SAVADORI	2'00.639	2'00.798 (22)

These data/results cannot be reproduced, stored and/or transmitted in whole or in part by any manner of electronic, mechanical, photocopying, recording, broadcasting or otherwise now known or herein after developed without the previous express consent by the copyright owner, except for reproduction in daily press and regular printed publications on sale to the public within 60 days of the event related to those data/results and always provided that copyright symbol appears together as follows below.  
© DORNA, 2024






5543 m.

## PETRONAS GRAND PRIX OF MALAYSIA

## Free Practice Nr. 2

## Fastest Laps Sequence

<i>Practice Time</i>	 <i>Rider</i>	<i>Nation</i>	<i>Motorcycle</i>	<i>Time</i>	<i>Km/h</i>	<i>Rider's Lap</i>
4'07.826	1 Francesco BAGNAIA	ITA	DUCATI	2'00.901	165.0	2
4'16.810	36 Joan MIR	SPA	HONDA	2'00.707	165.3	2
4'24.657	31 Pedro ACOSTA	SPA	KTM	1'59.754	166.6	2
5'21.086	20 Fabio QUARTARARO	FRA	YAMAHA	1'59.646	166.7	2
6'07.768	93 Marc MARQUEZ	SPA	DUCATI	1'59.431	167.0	3
6'24.360	89 Jorge MARTIN	SPA	DUCATI	1'59.302	167.2	3
6'30.237	43 Jack MILLER	AUS	KTM	1'59.182	167.4	3
6'44.678	23 Enea BASTIANINI	ITA	DUCATI	1'59.099	167.5	3
8'28.235	21 Franco MORBIDELLI	ITA	DUCATI	1'59.065	167.5	4
8'29.159	43 Jack MILLER	AUS	KTM	1'58.922	167.7	4
13'17.639	20 Fabio QUARTARARO	FRA	YAMAHA	1'58.850	167.8	6
15'31.483	1 Francesco BAGNAIA	ITA	DUCATI	1'58.840	167.9	6
17'30.141	1 Francesco BAGNAIA	ITA	DUCATI	1'58.658	168.1	7

These data/results cannot be reproduced, stored and/or transmitted in whole or in part by any manner of electronic, mechanical, photocopying, recording, broadcasting or otherwise now known or herein after developed without the previous express consent by the copyright owner, except for reproduction in daily press and regular printed publications on sale to the public within 60 days of the event related to those data/results and always provided that copyright symbol appears together as follows below.

© DORNA, 2024