


5543 m.

PETRONAS GRAND PRIX OF MALAYSIA

Qualifying Nr. 2

Classification



	Rider	Nation	Team	Motorcycle	Time	Lap	Total	Gap	Top Speed
1	31 Adrian FERNANDEZ	SPA	Leopard Racing	HONDA	2'09.542	5	5		226.4
2	48 Ivan ORTOLA	SPA	MT Helmets - MSI	KTM	2'09.895	2	5	0.353 0.353	228.3
3	80 David ALONSO	COL	CFMOTO Gaviota Aspar Team	CFMOTO	2'10.015	2	5	0.473 0.120	229.7
4	24 Tatsuki SUZUKI	JPN	Liqui Moly Husqvarna Intact GP	HUSQVARNA	2'10.128	2	5	0.586 0.113	231.7
5	66 Joel KELSO	AUS	BOE Motorsports	KTM	2'10.278	3	4	0.736 0.150	221.7
6	58 Luca LUNETTA	ITA	SIC58 Squadra Corse	HONDA	2'10.289	2	5	0.747 0.011	229.2
7	36 Angel PIQUERAS	SPA	Leopard Racing	HONDA	2'10.512	2	5	0.970 0.223	229.7
8	95 Collin VEIJER	NED	Liqui Moly Husqvarna Intact GP	HUSQVARNA	2'10.518	5	6	0.976 0.006	224.5
9	22 David ALMANSA	SPA	Kopron Rivacold Snipers Team	HONDA	2'10.579	5	6	1.037 0.061	229.2
10	99 Jose Antonio RUEDA	SPA	Red Bull KTM Ajo	KTM	2'10.747	3	5	1.205 0.168	228.3
11	96 Daniel HOLGADO	SPA	Red Bull GASGAS Tech3	GASGAS	2'10.814	3	6	1.272 0.067	227.8
12	6 Ryusei YAMANAKA	JPN	MT Helmets - MSI	KTM	2'10.835	5	5	1.293 0.021	227.3
13	82 Stefano NEPA	ITA	LEVELUP - MTA	KTM	2'10.868	5	5	1.326 0.033	234.2
14	10 Nicola CARRARO	ITA	LEVELUP - MTA	KTM	2'10.970	2	5	1.428 0.102	228.3
15	64 David MUÑOZ	SPA	BOE Motorsports	KTM	2'11.055	3	4	1.513 0.085	226.4
16	54 Riccardo ROSSI	ITA	CIP Green Power	KTM	2'11.084	5	5	1.542 0.029	226.8
17	72 Taiyo FURUSATO	JPN	Honda Team Asia	HONDA	2'11.198	2	6	1.656 0.114	222.6
18	19 Scott OGDEN	GBR	FleetSafe Honda - MLav Racing	HONDA	2'11.314	2	5	1.772 0.116	230.7

Practice condition: Dry

Air: 30°

Humidity: 69%

Ground: 42°

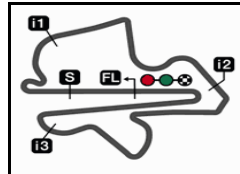
Fastest Lap:	Lap: 5	Adrian FERNANDEZ	2'09.542	154 Km/h
Best Race Lap:	2023	Ayumu SASAKI	2'12.268	150.8 Km/h
All-Time Lap Record:	2024	Adrian FERNANDEZ	2'09.542	154.0 Km/h

The results are provisional until the end of the limit for protest and appeals.

Time limit for protest expires 60' after publication of the results - Time:

These data/results cannot be reproduced, stored and/or transmitted in whole or in part by any manner of electronic, mechanical, photocopying, recording, broadcasting or otherwise now known or herein after developed without the previous express consent by the copyright owner, except for reproduction in daily press and regular printed publications on sale to the public within 60 days of the event related to those data/results and always provided that copyright symbol appears together as follows below.

© DORNA, 2024



5543 m.

PETRONAS GRAND PRIX OF MALAYSIA

Qualifying Nr. 2

Top Speed & Average

21A



Rider	Nation	Motorcycle	Top 5 speeds					Average	Top
82 Stefano NEPA	ITA	KTM	234.2	229.2	222.2			228.5	234.2
24 Tatsuki SUZUKI	JPN	HUSQVARNA	231.7	230.2	228.3			230.1	231.7
19 Scott OGDEN	GBR	HONDA	230.7	226.4	218.6			225.2	230.7
36 Angel PIQUERAS	SPA	HONDA	229.7	225.9	225.4			227.0	229.7
80 David ALONSO	COL	CFMOTO	229.7	228.3	226.8			228.3	229.7
22 David ALMANSA	SPA	HONDA	229.2	228.3	225.4	214.2		224.3	229.2
58 Luca LUNETTA	ITA	HONDA	229.2	228.8	225.0			227.7	229.2
10 Nicola CARRARO	ITA	KTM	228.3	226.8	221.7			225.6	228.3
48 Ivan ORTOLA	SPA	KTM	228.3	227.3	226.8			227.5	228.3
99 Jose Antonio RUEDA	SPA	KTM	228.3	226.4	222.6			225.8	228.3
96 Daniel HOLGADO	SPA	GASGAS	227.8	225.9	223.1	223.1		225.0	227.8
6 Ryusei YAMANAKA	JPN	KTM	227.3	225.9	224.5			225.9	227.3
54 Riccardo ROSSI	ITA	KTM	226.8	225.0	221.7			224.5	226.8
31 Adrian FERNANDEZ	SPA	HONDA	226.4	224.0	223.1			224.5	226.4
64 David MUÑOZ	SPA	KTM	226.4	225.4				225.9	226.4
95 Collin VEIJER	NED	HUSQVARNA	224.5	224.5	223.6	222.6		223.8	224.5
72 Taiyo FURUSATO	JPN	HONDA	222.6	221.7	219.9	209.7		218.5	222.6
66 Joel KELSO	AUS	KTM	221.7	221.7				221.7	221.7

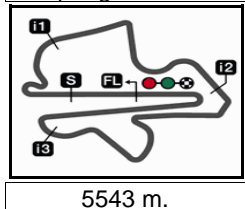
These data/results cannot be reproduced, stored and/or transmitted in whole or in part by any manner of electronic, mechanical, photocopying, recording, broadcasting or otherwise now known or herein after developed without the previous express consent by the copyright owner, except for reproduction in daily press and regular printed publications on sale to the public within 60 days of the event related to those data/results and always provided that copyright symbol appears together as follows below.

© DORNA, 2024

Official MotoGP Timing by TISSOT
www.motogp.com



Sepang, Saturday, November 02, 2024



5543 m.

PETRONAS GRAND PRIX OF MALAYSIA
Qualifying Nr. 2
Chronological Analysis of Performances

22A

* Lap / Sector time cancelled T1 Time from finish line to 1st intermediate T3 Time from 2nd intermed. to 3rd intermed.
P Crossing the finish line in pit lane T2 Time from 1st intermed. to 2nd intermed. T4 Time from 3rd intermediate to finish line

Lap	Lap Time	T1	T2	T3	T4	Speed	Lap	Lap Time	T1	T2	T3	T4	Speed
1st 31 Adrian FERNANDEZ Leopard Racing SPA													
Runs=2		Total laps=5		Full laps=2		Valid laps=2							
1	3'12.789	27.162	32.693	39.843	35.386		1	3'13.193	39.966	35.365	42.245	36.891	
2	2'10.028	27.438	29.225	38.667	34.698	224.0	2	2'10.512	27.483	29.288	39.048	34.693	225.9
3	2'21.546 P	31.525	29.559	38.851	41.611	223.1	3	2'23.334 P	31.257	29.700	39.411	42.966	225.4
4	5'15.014	28.950	31.749	40.398	38.420		4	5'09.513	36.262	32.193	44.802	39.218	
5	2'09.542	27.266	29.094	38.569	34.613	226.4	5	3'17.879 P	59.425	35.251	49.527	53.676	229.7
2nd 48 Ivan ORTOLA MT Helmets - MSI SPA													
Runs=2		Total laps=5		Full laps=2		Valid laps=2							
1	3'14.852	42.579	38.427	40.470	35.664		1	2'38.256 P	25.162	31.244	40.524	50.225	
2	2'09.895	27.515	28.975	38.684	34.721	226.8	2	4'02.895	28.467	29.958	39.956	36.037	
3	2'19.333 P	27.559	29.713	39.842	42.219	228.3	3	2'10.743	27.586	29.261	38.856	35.040	224.5
4	5'13.244	41.001	32.224	45.613	40.390		4	2'12.001	27.584	29.241	39.035	36.141	222.6
5	2'10.575	27.485	29.128	38.930	35.032	227.3	5	2'10.518	27.565	29.239	38.725	34.989	224.5
							6	2'15.942 *	29.47*	29.703	40.546	36.217	223.6
3rd 80 David ALONSO CFMOTO Gaviota Asp COL													
Runs=2		Total laps=5		Full laps=2		Valid laps=2							
1	3'13.779	34.643	37.305	40.808	35.155		1	2'54.288	33.987	32.885	40.455	35.419	
2	2'10.015	27.543	29.177	38.627	34.668	229.7	2	2'11.314	27.488	29.599	39.323	34.904	229.2
3	2'20.760 P	30.826	29.393	38.944	41.597	228.3	3	2'22.585 P	27.582	29.675	41.323	44.005	225.4
4	5'10.991	42.657	35.565	46.672	40.242		4	5'19.195	38.002	38.158	45.283	38.398	
5	2'13.508	27.678	29.247	38.756	37.827	226.8	5	2'10.579	27.416	29.457	38.852	34.854	228.3
4th 24 Tatsuki SUZUKI Liqui Moly Husqvarna JPN													
Runs=2		Total laps=5		Full laps=2		Valid laps=2							
1	3'15.078	41.229	38.426	40.531	35.577		1	2'54.288	33.987	32.885	40.455	35.419	
2	2'10.128	27.481	29.024	38.868	34.755	230.2	2	2'11.314	27.488	29.599	39.323	34.904	229.2
3	2'21.888 P	27.365	29.693	42.406	42.424	231.7	3	2'22.585 P	27.582	29.675	41.323	44.005	225.4
4	5'10.316	40.338	32.246	45.652	40.225		4	5'19.195	38.002	38.158	45.283	38.398	
5	2'10.569	27.613	29.078	39.014	34.864	228.3	5	2'10.579	27.416	29.457	38.852	34.854	228.3
5th 66 Joel KELSO BOE Motorsports AUS													
Runs=2		Total laps=4		Full laps=2		Valid laps=2							
1	2'34.800 P	24.326	31.025	40.485	46.599		1	2'54.288	33.987	32.885	40.455	35.419	
2	10'12.053	34.348	38.320	45.284	38.000		2	2'11.314	27.488	29.599	39.323	34.904	229.2
3	2'10.278	27.345	29.223	38.773	34.937	221.7	3	2'22.585 P	27.582	29.675	41.323	44.005	225.4
4	2'34.139	31.687	34.241	48.023	40.188	221.7	4	5'19.195	38.002	38.158	45.283	38.398	
6th 58 Luca LUNETTA SIC58 Squadra Corse ITA													
Runs=2		Total laps=5		Full laps=2		Valid laps=2							
1	3'15.468	33.889	34.583	41.078	36.661		1	2'54.288	33.987	32.885	40.455	35.419	
2	2'10.289	27.361	29.256	38.949	34.723	228.8	2	2'11.314	27.488	29.599	39.323	34.904	229.2
3	2'20.333 P	27.433	29.262	39.498	44.140	229.2	3	2'22.585 P	27.582	29.675	41.323	44.005	225.4
4	5'08.388	47.761	32.917	44.196	38.501		4	5'19.195	38.002	38.158	45.283	38.398	
5	2'12.261	27.425	29.461	39.535	35.840	225.0	5	2'10.579	27.416	29.457	38.852	34.854	228.3
7th 36 Angel PIQUERAS Leopard Racing SPA													
Runs=2		Total laps=5		Full laps=1		Valid laps=1							
1	3'13.193	39.966	35.365	42.245	36.891		1	2'38.256 P	25.162	31.244	40.524	50.225	
2	2'10.512	27.483	29.288	39.048	34.693	225.9	2	4'02.895	28.467	29.958	39.956	36.037	
3	2'23.334 P	31.257	29.700	39.411	42.966	225.4	3	2'10.743	27.586	29.261	38.856	35.040	224.5
4	5'09.513	36.262	32.193	44.802	39.218		4	2'12.001	27.584	29.241	39.035	36.141	222.6
5	3'17.879 P	59.425	35.251	49.527	53.676	229.7	5	2'10.518	27.565	29.239	38.725	34.989	224.5
8th 95 Collin VEIJER Liqui Moly Husqvarna NED													
Runs=2		Total laps=6		Full laps=4		Valid laps=3							
1	2'38.256 P	25.162	31.244	40.524	50.225		1	2'54.288	33.987	32.885	40.455	35.419	
2	4'02.895	28.467	29.958	39.956	36.037		2	2'11.314	27.488	29.599	39.323	34.904	229.2
3	2'10.743	27.586	29.261	38.856	35.040	224.5	3	2'22.585 P	27.582	29.675	41.323	44.005	225.4
4	2'12.001	27.584	29.241	39.035	36.141	222.6	4	5'19.195	38.002	38.158	45.283	38.398	
5	2'10.518	27.565	29.239	38.725	34.989	224.5	5	2'10.579	27.416	29.457	38.852	34.854	228.3
6	2'15.942 *	29.47*	29.703	40.546	36.217	223.6	6	2'45.729 P	30.706	33.837	48.192	52.994	214.2
9th 22 David ALMANSA Kopron Rivacold Snip SPA													
Runs=2		Total laps=6		Full laps=2		Valid laps=2							
1	2'54.288	33.987	32.885	40.455	35.419		1	2'37.893 P	24.077	29.534	39.258	43.948	
2	2'11.314	27.488	29.599	39.323	34.904	229.2	2	6'14.308	34.427	31.149	39.097	36.139	
3	2'22.585 P	27.582	29.675	41.323	44.005	225.4	3	2'10.747	27.933	29.269	38.716	34.829	226.4
4	5'19.195	38.002	38.158	45.283	38.398		4	2'11.701	27.569	29.392	38.822	35.918	222.6
5	2'10.579	27.416	29.457	38.852	34.854	228.3	5	2'11.109 *	27.63*	29.391	38.924	35.160	228.3
6	2'45.729 P	30.706	33.837	48.192	52.994	214.2							
10th 99 Jose Antonio RUED Red Bull KTM Ajo SPA													
Runs=2		Total laps=5		Full laps=3		Valid laps=2							
1	2'37.893 P	24.077	29.534	39.258	43.948		1	2'37.893 P	24.077	29.534	39.258	43.948	
2	6'14.308	34.427	31.149	39.097	36.139		2	6'14.308	34.427	31.149	39.097	36.139	
3	2'10.747	27.933	29.269	38.716	34.829	226.4	3	2'10.747	27.933	29.269	38.716	34.829	226.4
4	2'11.701	27.569	29.392	38.822	35.918	222.6	4	2'11.701	27.569	29.392	38.822	35.918	222.6
5	2'11.109 *	27.63*	29.391	38.924	35.160	228.3	5	2'11.109 *	27.63*	29.391	38.924	35.160	228.3
11th 96 Daniel HOLGADO Red Bull GASGAS Te SPA													
Runs=2		Total laps=6		Full laps=3		Valid laps=3							
1	2'54.031	34.124	32.923	40.444	35.292		1	2'54.031	34.124	32.923	40.444	35.292	
2	2'13.499	27.493	29.796	39.293	36.917	223.1	2	2'13.499	27.493	29.796	39.293	36.917	223.1
3	2'10.814	27.281	29.578	39.128	34.827	227.8	3	2'10.814	27.281	29.578	39.128	34.827	227.8
4	2'21.150 P	27.340	29.736	40.567	43.507	223.1	4	2'21.150 P	27.340	29.736	40.567	43.507	223.1
5	3'15.625	45.287	32.578	45.319	39.606		5	3'15.625	45.287	32.578	45.319	39.606	
6	2'14.421	27.534	29.606	39.533	37.748	225.9	6	2'14.421	27.534	29.606	39.533	37.748	225.9
12th 6 Ryusei YAMANAKA MT Helmets - MSI JPN													
Runs=2		Total laps=5		Full laps=2		Valid laps=2							
1	2'56.002	31.659	30.738	39.967	35.385		1	2'56.002	31.659	30.738	39.967	35.385	
2	2'11.187	27.571	29.604	39.155	34.857	225.9	2	2'11.187	27.571	29.604	39.155	34.857	225.9

Fastest Lap: Adrian FERNANDEZ Leopard Racing SPA **2'09.542** 27.266 29.094 38.569 34.613

These data/results cannot be reproduced, stored and/or transmitted in whole or in part by any manner of electronic, mechanical, photocopying, recording, broadcasting or otherwise now known or herein after developed without the previous express consent by the copyright owner, except for reproduction in daily press and regular printed publications on sale to the public within 60 days of the event related to those data/results and always provided that copyright symbol appears together as follows below.
© DORNA, 2024



Qualifying Nr. 2

Moto3

Lap	Lap Time		T1	T2	T3	T4	Speed	Lap	Lap Time	T1	T2	T3	T4	Speed
3	2'20.473	P	27.987	29.432	39.855	43.199	224.5							
4	5'28.232		40.185	35.843	45.914	41.101								
5	2'10.835		27.544	29.316	38.875	35.100	227.3							
13th	82	Stefano NEPA		LEVELUP - MTA		ITA		Runs=2	Total laps=5	Full laps=2	Valid laps=2			
1	3'13.944		43.852	35.129	41.774	38.075								
2	2'11.487		27.709	29.452	39.471	34.855	234.2							
3	2'21.143	P	27.541	29.411	39.637	44.554	229.2							
4	5'03.052		40.798	32.651	41.181	38.007								
5	2'10.868		27.611	29.256	38.938	35.063	222.2							
14th	10	Nicola CARRARO		LEVELUP - MTA		ITA		Runs=2	Total laps=5	Full laps=2	Valid laps=2			
1	3'13.394		45.066	35.933	43.731	36.717								
2	2'10.970		27.531	29.394	39.156	34.889	228.3							
3	2'22.824	P	30.395	29.655	39.878	42.896	226.8							
4	5'05.495		41.399	35.784	45.254	38.472								
5	2'14.644		27.845	30.455	40.079	36.265	221.7							
15th	64	David MUÑOZ		BOE Motorsports		SPA		Runs=2	Total laps=4	Full laps=2	Valid laps=2			
1	2'38.323	P	24.110	29.634	39.282	43.757								
2	10'08.756		34.236	37.904	44.933	38.870								
3	2'11.055		27.859	29.436	38.897	34.863	225.4							
4	2'12.351		27.584	29.537	39.473	35.757	226.4							
16th	54	Riccardo ROSSI		CIP Green Power		ITA		Runs=2	Total laps=5	Full laps=2	Valid laps=2			
1	2'56.422		36.816	32.920	39.995	35.603								
2	2'11.304		27.476	29.398	39.315	35.115	225.0							
3	2'20.657	P	27.534	29.464	40.127	43.532	226.8							
4	5'27.725		43.113	32.692	45.213	40.286								
5	2'11.084		27.695	29.374	38.886	35.129	221.7							
17th	72	Taiyo FURUSATO		Honda Team Asia		JPN		Runs=2	Total laps=6	Full laps=3	Valid laps=2			
1	2'14.376		24.682	29.705	39.490	35.426								
2	2'11.198		27.573	29.395	39.160	35.070	221.7							
3	2'11.272		27.582	29.254	38.988	35.448	219.9							
4	2'20.965	P	28.273	29.783	39.947	42.962	209.7							
5	4'20.733		23.801	29.315	38.924	34.983								
6	2'10.220	*	27.37*	29.155	38.780	34.913	222.6							
18th	19	Scott OGDEN		FleetSafe Honda - ML		GBR		Runs=2	Total laps=5	Full laps=2	Valid laps=2			
1	3'13.837		40.815	35.301	40.965	36.607								
2	2'11.314		27.744	29.591	39.080	34.899	230.7							
3	2'20.197	P	27.624	29.687	39.913	42.973	226.4							
4	5'10.756		38.365	31.957	44.479	39.672								
5	2'14.085		29.963	29.751	39.086	35.285	218.6							

Fastest Lap: Adrian FERNANDEZ Leopard Racing SPA **2'09.542** 27.266 29.094 38.569 34.613

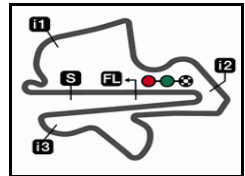
These data/results cannot be reproduced, stored and/or transmitted in whole or in part by any manner of electronic, mechanical, photocopying, recording, broadcasting or otherwise now known or herein after developed without the previous express consent by the copyright owner, except for reproduction in daily press and regular printed publications on sale to the public within 60 days of the event related to those data/results and always provided that copyright symbol appears together as follows below.
© DORNA, 2024

Official MotoGP Timing by TISSOT
www.motogp.com

Sepang, Saturday, November 02, 2024

Page 2 of 2






5543 m.

PETRONAS GRAND PRIX OF MALAYSIA

Qualifying Results

20

	Rider	Nation Team	Motorcycle	Time	Lap	Total	Gap	Top Speed
1	31 Adrian FERNANDEZ	SPA Leopard Racing	HONDA	Q2 2'09.542	5	5		226.4
2	48 Ivan ORTOLA	SPA MT Helmets - MSI	KTM	Q2 2'09.895	2	5	0.353	0.353 228.3
3	80 David ALONSO	COL CFMOTO Gaviota Aspar Team	CFMOTO	Q2 2'10.015	2	5	0.473	0.120 229.7
4	24 Tatsuki SUZUKI	JPN Liqui Moly Husqvarna Intact GP	HUSQVARNA	Q2 2'10.128	2	5	0.586	0.113 231.7
5	66 Joel KELSO	AUS BOE Motorsports	KTM	Q2 2'10.278	3	4	0.736	0.150 221.7
6	58 Luca LUNETTA	ITA SIC58 Squadra Corse	HONDA	Q2 2'10.289	2	5	0.747	0.011 229.2
7	36 Angel PIQUERAS	SPA Leopard Racing	HONDA	Q2 2'10.512	2	5	0.970	0.223 229.7
8	95 Collin VEIJER	NED Liqui Moly Husqvarna Intact GP	HUSQVARNA	Q2 2'10.518	5	6	0.976	0.006 224.5
9	22 David ALMANSA	SPA Kopron Rivacold Snipers Team	HONDA	Q2 2'10.579	5	6	1.037	0.061 229.2
10	99 Jose Antonio RUEDA	SPA Red Bull KTM Ajo	KTM	Q2 2'10.747	3	5	1.205	0.168 228.3
11	96 Daniel HOLGADO	SPA Red Bull GASGAS Tech3	GASGAS	Q2 2'10.814	3	6	1.272	0.067 227.8
12	6 Ryusei YAMANAKA	JPN MT Helmets - MSI	KTM	Q2 2'10.835	5	5	1.293	0.021 227.3
13	82 Stefano NEPA	ITA LEVELUP - MTA	KTM	Q2 2'10.868	5	5	1.326	0.033 234.2
14	10 Nicola CARRARO	ITA LEVELUP - MTA	KTM	Q2 2'10.970	2	5	1.428	0.102 228.3
15	64 David MUÑOZ	SPA BOE Motorsports	KTM	Q2 2'11.055	3	4	1.513	0.085 226.4
16	54 Riccardo ROSSI	ITA CIP Green Power	KTM	Q2 2'11.084	5	5	1.542	0.029 226.8
17	72 Taiyo FURUSATO	JPN Honda Team Asia	HONDA	Q2 2'11.198	2	6	1.656	0.114 222.6
18	19 Scott OGDEN	GBR FleetSafe Honda - MLav Racing	HONDA	Q2 2'11.314	2	5	1.772	0.116 230.7
19	18 Matteo BERTELLE	ITA Kopron Rivacold Snipers Team	HONDA	Q1 2'11.357	5	5 (*)	0.658	227.3
20	12 Jacob ROULSTONE	AUS Red Bull GASGAS Tech3	GASGAS	Q1 2'11.449	7	7 (*)	0.750	0.092 232.2
21	78 Joel ESTEBAN	SPA CFMOTO Gaviota Aspar Team	CFMOTO	Q1 2'11.509	5	6 (*)	0.810	0.060 228.8
22	8 Eddie O'SHEA	GBR FleetSafe Honda - MLav Racing	HONDA	Q1 2'11.576	3	6 (*)	0.877	0.067 228.8
23	7 Filippo FARIOLI	ITA SIC58 Squadra Corse	HONDA	Q1 2'11.847	3	7 (*)	1.148	0.271 221.3
24	5 Tatchakorn BUASRI	THA Honda Team Asia	HONDA	Q1 2'11.948	2	6 (*)	1.249	0.101 225.4
25	85 Xabi ZURUTUZA	SPA Red Bull KTM Ajo	KTM	Q1 2'12.069	6	6 (*)	1.370	0.121 228.8
26	55 Noah DETTWILER	SWI CIP Green Power	KTM	Q1 2'12.803	6	6 (*)	2.104	0.734 224.5

* Gap with the fastest rider in the Q1 session.

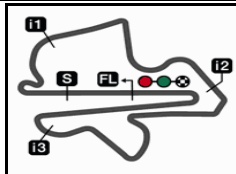
Pole Position:		Adrian FERNANDEZ	2'09.542	154.0 Km/h
Q1 Best Lap:	Lap 5	Joel KELSO	(*) 2'10.699	152.6 Km/h
Best Race Lap:	2023	Ayumu SASAKI	2'12.268	150.8 Km/h
All-Time Lap Record:	2024	Adrian FERNANDEZ	2'09.542	154.0 Km/h

The results are provisional until the end of the limit for protest and appeals.

Time limit for protest expires 60' after publication of the results - Time:

These data/results cannot be reproduced, stored and/or transmitted in whole or in part by any manner of electronic, mechanical, photocopying, recording, broadcasting or otherwise now known or herein after developed without the previous express consent by the copyright owner, except for reproduction in daily press and regular printed publications on sale to the public within 60 days of the event related to those data/results and always provided that copyright symbol appears together as follows below.

© DORNA, 2024



PETRONAS GRAND PRIX OF MALAYSIA
Official Starting Grid

5543 m.

Race : 15 laps = 83.145 km

23



1	1 2'09.542 31 Adrian FERNANDEZ Honda	2 2'09.895 48 Ivan ORTOLA KTM	3 2'10.015 80 David ALONSO CFMOTO
2	4 2'10.128 24 Tatsuki SUZUKI Husqvarna	5 2'10.278 66 Joel KELSO KTM	6 2'10.289 58 Luca LUNETTA Honda
3	7 2'10.512 36 Angel PIQUERAS Honda	8 2'10.518 95 Collin VEIJER Husqvarna	9 2'10.579 22 David ALMANSA Honda
4	10 2'10.747 99 Jose Antonio RUEDA KTM	11 2'10.814 96 Daniel HOLGADO GASGAS	12 2'10.835 6 Ryusei YAMANAKA KTM
5	13 2'10.868 82 Stefano NEPA KTM	14 2'10.970 10 Nicola CARRARO KTM	15 2'11.055 64 David MUÑOZ KTM
6	16 2'11.084 54 Riccardo ROSSI KTM	17 2'11.198 72 Taiyo FURUSATO Honda	18 2'11.314 19 Scott OGDEN Honda
7	19 2'11.357 18 Matteo BERTELLE Honda	20 2'11.449 12 Jacob ROULSTONE GASGAS	21 2'11.509 78 Joel ESTEBAN CFMOTO
8	22 2'11.576 8 Eddie O'SHEA Honda	23 2'11.847 7 Filippo FARIOLI Honda	24 2'11.948 5 Tatchakorn BUASRI Honda

FIM MotoGP Stewards ride through penalty for rider #64

The results are provisional until the end of the limit for protest and appeals and until the ratification of the Event Management Committee.
 Time limit for protest expires 60' at the latest after publication of the results - Time:
 These data/results cannot be reproduced, stored and/or transmitted in whole or in part by any manner of electronic, mechanical, photocopying, recording, broadcasting or otherwise now known or herein after developed without the previous express consent by the copyright owner, except for reproduction in daily press and regular printed publications on sale to the public within 60 days of the event related to those data/results and always provided that copyright symbol appears together as follows below.
 © DORNA, 2024





PETRONAS GRAND PRIX OF MALAYSIA Official Starting Grid

5543 m.

Race : 15 laps = 83.145 km

23

9

25
2'12.069
85 Xabi ZURUTUZA
KTM

26
2'12.803
55 Noah DETTWILER
KTM

FIM MotoGP Stewards ride through penalty for rider #64

The results are provisional until the end of the limit for protest and appeals and until the ratification of the Event Management Committee.

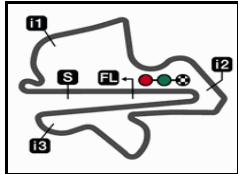
Time limit for protest expires 60' at the latest after publication of the results - Time:

These data/results cannot be reproduced, stored and/or transmitted in whole or in part by any manner of electronic, mechanical, photocopying, recording, broadcasting or otherwise now known or herein after developed without the previous express consent by the copyright owner, except for reproduction in daily press and regular printed publications on sale to the public within 60 days of the event related to those data/results and always provided that copyright symbol appears together as follows below.

© DORNA, 2024

Official MotoGP Timing by 
www.motogp.com





5543 m.

PETRONAS GRAND PRIX OF MALAYSIA

After the Qualifying Nr. 2

Event Best Maximum Speed



Rider	Nation Team	Motorcycle	Km/h	
82 Stefano NEPA	ITA LEVELUP - MTA	KTM	234.2	Qualifying Nr. 2
6 Ryusei YAMANAKA	JPN MT Helmets - MSI	KTM	233.7	Practice Nr. 2
22 David ALMANSA	SPA Kopron Rivacold Snipers Team	HONDA	233.2	Practice Nr. 2
24 Tatsuki SUZUKI	JPN Liqui Moly Husqvarna Intact GP	HUSQVARNA	233.2	Practice Nr. 2
85 Xabi ZURUTUZA	SPA Red Bull KTM Ajo	KTM	232.7	Practice Nr. 2
72 Taiyo FURUSATO	JPN Honda Team Asia	HONDA	232.7	Practice Nr. 2
12 Jacob ROULSTONE	AUS Red Bull GASGAS Tech3	GASGAS	232.2	Qualifying Nr. 1
10 Nicola CARRARO	ITA LEVELUP - MTA	KTM	232.2	Practice Nr. 2
58 Luca LUNETTA	ITA SIC58 Squadra Corse	HONDA	232.2	Practice Nr. 2
64 David MUÑOZ	SPA BOE Motorsports	KTM	232.2	Practice Nr. 2
78 Joel ESTEBAN	SPA CFMOTO Gaviota Aspar Team	CFMOTO	232.2	Practice Nr. 2
96 Daniel HOLGADO	SPA Red Bull GASGAS Tech3	GASGAS	231.7	Practice Nr. 2
48 Ivan ORTOLA	SPA MT Helmets - MSI	KTM	230.7	Practice Nr. 2
19 Scott OGDEN	GBR FleetSafe Honda - MLav Racing	HONDA	230.7	Qualifying Nr. 2
36 Angel PIQUERAS	SPA Leopard Racing	HONDA	230.7	Practice Nr. 2
80 David ALONSO	COL CFMOTO Gaviota Aspar Team	CFMOTO	229.7	Qualifying Nr. 2
7 Filippo FARIOLI	ITA SIC58 Squadra Corse	HONDA	229.7	Practice Nr. 2
31 Adrian FERNANDEZ	SPA Leopard Racing	HONDA	229.7	Practice Nr. 1
54 Riccardo ROSSI	ITA CIP Green Power	KTM	229.2	Practice Nr. 2
8 Eddie O'SHEA	GBR FleetSafe Honda - MLav Racing	HONDA	228.8	Qualifying Nr. 1
99 Jose Antonio RUEDA	SPA Red Bull KTM Ajo	KTM	228.8	Practice Nr. 2
18 Matteo BERTELLE	ITA Kopron Rivacold Snipers Team	HONDA	228.8	Practice Nr. 2
95 Collin VEIJER	NED Liqui Moly Husqvarna Intact GP	HUSQVARNA	226.8	Practice Nr. 2
5 Tatchakorn BUASRI	THA Honda Team Asia	HONDA	226.4	Practice Nr. 2
66 Joel KELSO	AUS BOE Motorsports	KTM	225.4	Practice Nr. 2
55 Noah DETTWILER	SWI CIP Green Power	KTM	225.0	Practice Nr. 2

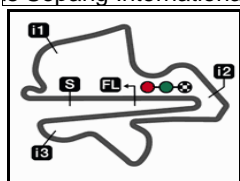
These data/results cannot be reproduced, stored and/or transmitted in whole or in part by any manner of electronic, mechanical, photocopying, recording, broadcasting or otherwise now known or herein after developed without the previous express consent by the copyright owner, except for reproduction in daily press and regular printed publications on sale to the public within 60 days of the event related to those data/results and always provided that copyright symbol appears together as follows below.

© DORNA, 2024

Official MotoGP Timing by TISSOT
www.motogp.com



Sepang, Saturday, November 02, 2024



5543 m.

PETRONAS GRAND PRIX OF MALAYSIA

Qualifying Nr. 2

Best Partial Times

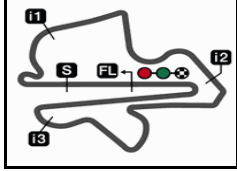
Moto3™

IT Ideal Lap Time, sum of the best partial times

BT Best Lap Time

T1		T2		T3		T4				IT		BT	
Pos	Rider	Time	Rider	Time	Rider	Time	Rider	Time	Pos	Rider	IT	BT	
1A.	FERNANDEZ	27.266	I.ORTOLA	28.975	A.FERNANDEZ	38.569	A.FERNANDEZ	34.613	1	A.FERNANDEZ	2'09.542	2'09.542	(1)
2D.	HOLGADO	27.281	T.SUZUKI	29.024	D.ALONSO	38.627	D.ALONSO	34.668	2	I.ORTOLA	2'09.865	2'09.895	(2)
3J.	KELSO	27.345	A.FERNANDEZ	29.094	I.ORTOLA	38.684	A.PIQUERAS	34.693	3	T.SUZUKI	2'10.012	2'10.128	(4)
4L.	LUNETTA	27.361	T.FURUSATO	29.155	J.RUEDA	38.716	I.ORTOLA	34.721	4	D.ALONSO	2'10.015	2'10.015	(3)
5T.	SUZUKI	27.365	D.ALONSO	29.177	C.VEIJER	38.725	L.LUNETTA	34.723	5	J.KELSO	2'10.278	2'10.278	(5)
6D.	ALMANSA	27.416	J.KELSO	29.223	J.KELSO	38.773	T.SUZUKI	34.755	6	L.LUNETTA	2'10.289	2'10.289	(6)
7R.	ROSSI	27.476	C.VEIJER	29.239	T.FURUSATO	38.780	D.HOLGADO	34.827	7	J.RUEDA	2'10.383	2'10.747	(10)
8A.	PIQUERAS	27.483	L.LUNETTA	29.256	D.ALMANSA	38.852	J.RUEDA	34.829	8	T.FURUSATO	2'10.421	2'11.198	(17)
9I.	ORTOLA	27.485	S.NEPA	29.256	T.SUZUKI	38.868	D.ALMANSA	34.854	9	A.PIQUERAS	2'10.512	2'10.512	(7)
10N.	CARRARO	27.531	J.RUEDA	29.269	R.YAMANAKA	38.875	S.NEPA	34.855	10	C.VEIJER	2'10.518	2'10.518	(8)
11S.	NEPA	27.541	A.PIQUERAS	29.288	R.ROSSI	38.886	R.YAMANAKA	34.857	11	D.ALMANSA	2'10.579	2'10.579	(9)
12D.	ALONSO	27.543	R.YAMANAKA	29.316	D.MUÑOZ	38.897	D.MUÑOZ	34.863	12	S.NEPA	2'10.590	2'10.868	(13)
13R.	YAMANAKA	27.544	R.ROSSI	29.374	S.NEPA	38.938	N.CARRARO	34.889	13	R.YAMANAKA	2'10.592	2'10.835	(12)
14C.	VEIJER	27.565	N.CARRARO	29.394	L.LUNETTA	38.949	S.OGDEN	34.899	14	D.MUÑOZ	2'10.780	2'11.055	(15)
15J.	RUEDA	27.569	D.MUÑOZ	29.436	A.PIQUERAS	39.048	T.FURUSATO	34.913	15	D.HOLGADO	2'10.814	2'10.814	(11)
16T.	FURUSATO	27.573	D.ALMANSA	29.457	S.OGDEN	39.080	J.KELSO	34.937	16	R.ROSSI	2'10.851	2'11.084	(16)
17D.	MUÑOZ	27.584	D.HOLGADO	29.578	D.HOLGADO	39.128	C.VEIJER	34.989	17	N.CARRARO	2'10.970	2'10.970	(14)
18S.	OGDEN	27.624	S.OGDEN	29.591	N.CARRARO	39.156	R.ROSSI	35.115	18	S.OGDEN	2'11.194	2'11.314	(18)

These data/results cannot be reproduced, stored and/or transmitted in whole or in part by any manner of electronic, mechanical, photocopying, recording, broadcasting or otherwise now known or herein after developed without the previous express consent by the copyright owner, except for reproduction in daily press and regular printed publications on sale to the public within 60 days of the event related to those data/results and always provided that copyright symbol appears together as follows below.
© DORNA, 2024




5543 m.

PETRONAS GRAND PRIX OF MALAYSIA

Qualifying Nr. 2

Fastest Laps Sequence

<i>Practice Time</i>	 <i>Rider</i>	<i>Nation</i>	<i>Motorcycle</i>	<i>Time</i>	<i>Km/h</i>	<i>Rider's Lap</i>
4'25.574	72 Taiyo FURUSATO	JPN	HONDA	2'11.198	152.0	2
5'07.189	6 Ryusei YAMANAKA	JPN	KTM	2'11.187	152.1	2
5'22.817	31 Adrian FERNANDEZ	SPA	HONDA	2'10.028	153.4	2
5'23.794	80 David ALONSO	COL	CFMOTO	2'10.015	153.4	2
5'24.747	48 Ivan ORTOLA	SPA	KTM	2'09.895	153.6	2
15'08.919	31 Adrian FERNANDEZ	SPA	HONDA	2'09.542	154.0	5

These data/results cannot be reproduced, stored and/or transmitted in whole or in part by any manner of electronic, mechanical, photocopying, recording, broadcasting or otherwise now known or herein after developed without the previous express consent by the copyright owner, except for reproduction in daily press and regular printed publications on sale to the public within 60 days of the event related to those data/results and always provided that copyright symbol appears together as follows below.

© DORNA, 2024