


4554 m.

PT GRAND PRIX OF THAILAND
Practice Nr. 1
Classification

6

	Rider	Nation	Team	Motorcycle	Time	Lap	Total	Gap	Top Speed
1	80 David ALONSO	COL	CFMOTO Gaviota Aspar Team	CFMOTO	1'40.703	17	17		233.7
2	66 Joel KELSO	AUS	BOE Motorsports	KTM	1'41.088	14	15	0.385 0.385	232.7
3	31 Adrian FERNANDEZ	SPA	Leopard Racing	HONDA	1'41.156	14	16	0.453 0.068	233.2
4	96 Daniel HOLGADO	SPA	Red Bull GASGAS Tech3	GASGAS	1'41.287	13	15	0.584 0.131	233.7
5	95 Collin VEIJER	NED	Liqui Moly Husqvarna Intact GP	HUSQVARNA	1'41.290	12	16	0.587 0.003	234.7
6	58 Luca LUNETTA	ITA	SIC58 Squadra Corse	HONDA	1'41.356	15	15	0.653 0.066	233.7
7	48 Ivan ORTOLA	SPA	MT Helmets - MSI	KTM	1'41.426	15	15	0.723 0.070	235.8
8	22 David ALMANSA	SPA	Kopron Rivacold Snipers Team	HONDA	1'41.439	9	11	0.736 0.013	233.7
9	99 Jose Antonio RUEDA	SPA	Red Bull KTM Ajo	KTM	1'41.460	15	15	0.757 0.021	233.2
10	36 Angel PIQUERAS	SPA	Leopard Racing	HONDA	1'41.491	13	14	0.788 0.031	232.2
11	64 David MUÑOZ	SPA	BOE Motorsports	KTM	1'41.498	14	14	0.795 0.007	234.7
12	54 Riccardo ROSSI	ITA	CIP Green Power	KTM	1'41.544	14	14	0.841 0.046	233.7
13	19 Scott OGDEN	GBR	FleetSafe Honda - MLav Racing	HONDA	1'41.599	13	15	0.896 0.055	234.2
14	6 Ryusei YAMANAKA	JPN	MT Helmets - MSI	KTM	1'41.601	15	15	0.898 0.002	231.2
15	82 Stefano NEPA	ITA	LEVELUP - MTA	KTM	1'41.606	15	16	0.903 0.005	234.2
16	10 Nicola CARRARO	ITA	LEVELUP - MTA	KTM	1'41.639	14	16	0.936 0.033	231.7
17	72 Taiyo FURUSATO	JPN	Honda Team Asia	HONDA	1'41.644	13	13	0.941 0.005	234.2
18	78 Joel ESTEBAN	SPA	CFMOTO Gaviota Aspar Team	CFMOTO	1'41.650	14	14	0.947 0.006	234.7
19	24 Tatsuki SUZUKI	JPN	Liqui Moly Husqvarna Intact GP	HUSQVARNA	1'41.803	13	15	1.100 0.153	234.2
20	7 Filippo FARIOLI	ITA	SIC58 Squadra Corse	HONDA	1'41.988	15	15	1.285 0.185	233.2
21	12 Jacob ROULSTONE	AUS	Red Bull GASGAS Tech3	GASGAS	1'41.992	15	15	1.289 0.004	231.7
22	85 Xabi ZURUTUZA	SPA	Red Bull KTM Ajo	KTM	1'42.034	14	14	1.331 0.042	234.2
23	18 Matteo BERTELLE	ITA	Kopron Rivacold Snipers Team	HONDA	1'42.131	12	13	1.428 0.097	232.7
24	5 Tatchakorn BUASRI	THA	Honda Team Asia	HONDA	1'42.315	14	14	1.612 0.184	233.2
25	8 Eddie O'SHEA	GBR	FleetSafe Honda - MLav Racing	HONDA	1'42.587	13	14	1.884 0.272	232.7
Not classified									
	55 Noah DETTWILER	SWI	CIP Green Power	KTM					

Practice condition: Dry

Air: 31°

Humidity: 55%

Ground: 53°

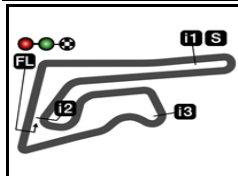
Fastest Lap:	Lap: 17	David ALONSO	1'40.703	162.7 Km/h
Best Race Lap:	2023	Deniz ÖNCÜ	1'42.346	160.1 Km/h
All-Time Lap Record:	2024	David ALONSO	1'40.544	163.0 Km/h

The results are provisional until the end of the limit for protest and appeals.

Time limit for protest expires 60' after publication of the results - Time:

These data/results cannot be reproduced, stored and/or transmitted in whole or in part by any manner of electronic, mechanical, photocopying, recording, broadcasting or otherwise now known or herein after developed without the previous express consent by the copyright owner, except for reproduction in daily press and regular printed publications on sale to the public within 60 days of the event related to those data/results and always provided that copyright symbol appears together as follows below.

© DORNA, 2024



4554 m.

PT GRAND PRIX OF THAILAND

Practice Nr. 1

Top Speed & Average

8



Rider	Nation	Motorcycle	Top 5 speeds					Average	Top
48 Ivan ORTOLA	SPA	KTM	235.8	233.7	233.7	232.7	232.2	233.6	235.8
64 David MUÑOZ	SPA	KTM	234.7	234.7	232.7	232.2	231.2	233.1	234.7
78 Joel ESTEBAN	SPA	CFMOTO	234.7	234.2	234.2	233.7	233.7	234.1	234.7
95 Collin VEIJER	NED	HUSQVARNA	234.7	233.2	232.2	230.2	229.2	231.9	234.7
19 Scott OGDEN	GBR	HONDA	234.2	234.2	233.2	232.7	232.2	233.1	234.2
24 Tatsuki SUZUKI	JPN	HUSQVARNA	234.2	233.7	233.2	232.2	232.2	233.1	234.2
72 Taiyo FURUSATO	JPN	HONDA	234.2	232.2	232.2	232.2	230.2	232.2	234.2
82 Stefano NEPA	ITA	KTM	234.2	234.2	233.2	232.7	232.7	233.4	234.2
85 Xabi ZURUTUZA	SPA	KTM	234.2	233.2	231.7	231.7	231.2	232.2	234.2
22 David ALMANSA	SPA	HONDA	233.7	232.7	231.7	230.2	229.2	231.5	233.7
54 Riccardo ROSSI	ITA	KTM	233.7	233.7	232.2	230.7	229.7	231.6	233.7
58 Luca LUNETTA	ITA	HONDA	233.7	233.2	232.7	232.2	230.7	232.2	233.7
80 David ALONSO	COL	CFMOTO	233.7	232.7	232.2	231.2	230.7	231.7	233.7
96 Daniel HOLGADO	SPA	GASGAS	233.7	230.7	230.7	230.7	230.2	231.0	233.7
5 Tatchakorn BUASRI	THA	HONDA	233.2	233.2	232.7	232.7	232.2	232.7	233.2
7 Filippo FARIOLI	ITA	HONDA	233.2	232.7	232.7	232.2	230.7	232.0	233.2
31 Adrian FERNANDEZ	SPA	HONDA	233.2	231.7	231.7	231.7	230.7	231.8	233.2
99 Jose Antonio RUEDA	SPA	KTM	233.2	232.7	231.7	231.7	231.2	231.8	233.2
8 Eddie O'SHEA	GBR	HONDA	232.7	232.2	231.7	230.7	230.2	231.5	232.7
18 Matteo BERTELLE	ITA	HONDA	232.7	232.2	232.2	231.7	231.2	231.9	232.7
66 Joel KELSO	AUS	KTM	232.7	232.2	232.2	231.7	230.2	231.8	232.7
36 Angel PIQUERAS	SPA	HONDA	232.2	231.7	230.2	230.2	229.7	230.8	232.2
10 Nicola CARRARO	ITA	KTM	231.7	231.2	230.7	230.2	229.7	230.7	231.7
12 Jacob ROULSTONE	AUS	GASGAS	231.7	231.2	231.2	229.7	229.7	230.7	231.7
6 Ryusei YAMANAKA	JPN	KTM	231.2	231.2	231.2	230.7	230.2	230.8	231.2

These data/results cannot be reproduced, stored and/or transmitted in whole or in part by any manner of electronic, mechanical, photocopying, recording, broadcasting or otherwise now known or herein after developed without the previous express consent by the copyright owner, except for reproduction in daily press and regular printed publications on sale to the public within 60 days of the event related to those data/results and always provided that copyright symbol appears together as follows below.

© DORNA, 2024



PT GRAND PRIX OF THAILAND
Practice Nr. 1

Chronological Analysis of Performances

9

* Lap / Sector time cancelled T1 Time from finish line to 1st intermediate T3 Time from 2nd intermed. to 3rd intermed.
P Crossing the finish line in pit lane T2 Time from 1st intermed. to 2nd intermed. T4 Time from 3rd intermediate to finish line

Lap	Lap Time	T1	T2	T3	T4	Speed	Lap	Lap Time	T1	T2	T3	T4	Speed	
1st	80	David ALONSO CFMOTO Gaviota Asp COL						7	1'44.951 *	23.482	30.477*	25.523*	25.469	225.0
		Runs=2	Total laps=17	Full laps=14	Valid laps=11		8	1'42.019	23.307	29.711	23.971	25.030	231.7	
1	1'53.640	18.820	30.724	24.178	25.480	227.3	9	1'42.050	23.219	29.915	23.838	25.078	231.7	
2	1'42.612	23.330	29.942	23.948	25.392	230.7	10	2'00.380 P	23.542	30.170	26.147	40.521	224.0	
3	1'42.386	23.272	30.195	23.865	25.054	232.7	11	10'04.374 *	18.938	31.149	24.836	25.125*	222.6	
4	1'42.331	23.228	30.059	24.028	25.016	232.2	12	1'41.709	23.417	29.996	23.491	24.805	226.4	
5	1'41.910	23.086	29.910	23.989	24.925	233.7	13	1'41.433	23.336	29.754	23.513	24.830	226.8	
6	1'41.837	23.257	29.851	23.803	24.926	226.8	14	1'41.156	23.214	29.688	23.514	24.740	229.7	
7	1'41.768 *	23.324	29.763	23.801*	24.880	225.9	15	1'43.510	23.218	29.887	23.544	26.861	229.7	
8	1'41.874	23.358	29.766	23.789	24.961	225.9	16	1'42.517	23.431	30.009	24.006	25.071	233.2	
9	1'41.673 *	23.432	29.761	23.607	24.873*	224.5	4th 96 Daniel HOLGADO Red Bull GASGAS Te SPA							
10	1'41.848	23.367	29.836	23.691	24.954	225.0		Runs=2	Total laps=15	Full laps=12	Valid laps=11			
11	1'41.731	23.249	29.832	23.639	25.011	226.4	1	2'05.927 *	18.865	31.224	24.593	25.449*	227.3	
12	1'41.716 *	23.311	29.724*	23.776	24.905	227.3	2	1'45.148	23.664	30.166	25.530	25.788	228.3	
13	2'00.268 P	23.318	29.719	23.893*	43.338	227.3	3	1'42.733	23.404	30.156	23.952	25.221	230.7	
14	8'49.986	23.137	31.727	23.895	24.986	205.3	4	1'43.089	23.363	30.109	24.130	25.487	230.2	
15	1'41.048	23.172	29.657	23.566	24.653	230.7	5	1'42.063	23.191	29.950	23.848	25.074	233.7	
16	1'40.723	23.134	29.565	23.354	24.670	230.7	6	1'46.108	23.368	30.415	27.074	25.251	228.8	
17	1'40.703	23.099	29.529	23.367	24.708	231.2	7	1'42.848	23.359	30.236	24.052	25.201	230.2	
2nd 66 Joel KELSO BOE Motorsports AUS							8	1'42.831	23.531	30.062	24.017	25.221	225.0	
		Runs=2	Total laps=15	Full laps=12	Valid laps=11		9	1'51.460 *	23.547	37.522	24.860	25.531*	224.0	
1	2'21.212	19.338	30.860	24.230	25.345	228.3	10	1'42.377	23.416	30.029	23.905	25.027	226.4	
2	1'42.632	23.330	30.240	23.833	25.229	232.2	11	1'59.345 P	23.630	31.095*	25.454	39.166	223.6	
3	1'42.481	23.175	30.155	23.981	25.170	232.7	12	11'01.715 *	18.718	30.413	23.953*	25.265	226.8	
4	1'42.228	23.209	30.035	23.851	25.133	230.2	13	1'41.287	23.236	29.660	23.562	24.829	230.7	
5	1'42.466	23.318	30.047	23.972	25.129	229.2	14	1'41.356	23.215	29.750	23.552	24.839	230.7	
6	1'42.374	23.321	30.054	23.857	25.142	229.2	15	1'41.881	23.377	29.856	23.573	25.075	228.3	
7	1'44.220	23.317	30.011	24.569	26.323	226.8	5th 95 Collin VEIJER Liqui Moly Husqvarna NED							
8	1'42.605	23.514	30.059	23.915	25.117	226.4		Runs=2	Total laps=16	Full laps=13	Valid laps=11			
9	1'52.391	24.754	34.452	25.803	27.382	201.4	1	2'52.981	20.106	31.765	25.146	26.212	204.1	
10	1'42.455	23.334	30.105	23.941	25.075	226.4	2	1'42.646	23.614	30.054	23.932	25.046	228.3	
11	1'58.647 P	23.551	30.698	24.563	39.835	225.4	3	1'42.263 *	23.238	30.036	23.753*	25.236*	230.2	
12	10'47.933 *	20.073	30.789	23.909*	25.576	223.1	4	1'41.576	23.301	29.845	23.517	24.913	228.8	
13	1'46.516 *	23.238	29.888	24.217*	29.173	229.2	5	1'41.577	23.316	29.665	23.670	24.926	227.8	
14	1'41.088	23.059	29.778	23.493	24.758	232.2	6	1'41.694	23.311	29.821	23.610	24.952	228.3	
15	1'41.220	22.913	29.816	23.497	24.994	231.7	7	1'42.000	23.378	29.832	23.682	25.108	226.4	
3rd 31 Adrian FERNANDEZ Leopard Racing SPA							8	1'41.742	23.387	29.773	23.650	24.932	225.9	
		Runs=2	Total laps=16	Full laps=13	Valid laps=10		9	1'57.723 P	23.386	29.911	23.900	40.526	225.4	
1	2'16.499	19.350	30.742	24.523	25.196	227.8	10	9'03.357	20.420	31.941	24.562	25.940	201.1	
2	1'42.028	23.361	29.812	23.784	25.071	231.7	11	1'41.334	23.367	29.732	23.449	24.786	228.3	
3	1'42.232	23.322	29.992	23.819	25.099	230.7	12	1'41.290	23.239	29.713	23.432	24.906	229.2	
4	1'42.668 *	23.328	29.833	23.804	25.703*	228.8	13	1'44.666	23.176	29.896	23.548	28.046	233.2	
5	1'42.789 *	23.418	29.830	23.813	25.728*	227.3	14	1'52.457 *	26.838	32.374	27.110*	26.135	180.0	
6	1'42.834	23.573	29.924	23.991	25.346	226.8	15	1'44.015	23.458	30.077	24.076	26.404	232.2	

Fastest Lap: David ALONSO CFMOTO Gaviota Asp COL **1'40.703** 23.099 29.529 23.367 24.708

These data/results cannot be reproduced, stored and/or transmitted in whole or in part by any manner of electronic, mechanical, photocopying, recording, broadcasting or otherwise now known or herein after developed without the previous express consent by the copyright owner, except for reproduction in daily press and regular printed publications on sale to the public within 60 days of the event related to those data/results and always provided that copyright symbol appears together as follows below.
© DORNA, 2024



Practice Nr. 1

Moto3

Lap	Lap Time	T1	T2	T3	T4	Speed	Lap	Lap Time	T1	T2	T3	T4	Speed
16	1'42.046	23.261	29.821	23.571	25.393	234.7	3	1'42.287	23.250	30.071	23.955	25.011	231.2
6th	58	Luca LUNETTA		SIC58 Squadra Corse		ITA	4	1'42.348	23.289	30.129	23.948	24.982	230.7
		Runs=3	Total laps=15	Full laps=10	Valid laps=7		5	1'42.335	23.216	30.147	23.987	24.985	230.2
1	1'54.445	19.334	30.920	24.417	25.613	224.5	6	1'41.841	23.076	30.025	23.782	24.958	233.2
2	1'42.398	23.349	30.247	23.726	25.076	233.2	7	1'42.451	23.105	30.124	24.064	25.158	231.7
3	1'42.153	23.295	30.066	23.867	24.925	232.2	8	1'42.044	23.270	29.881	23.938	24.955	229.7
4	1'42.133	23.197	30.095	23.849	24.992	232.7	9	1'41.945	23.313	29.912	23.759	24.961	228.8
5	1'43.152 *	23.313	30.142	24.302	25.395*	230.2	10	1'42.891	23.318	30.012	24.006	25.555	226.4
6	1'42.061 *	23.470	29.832	23.738	25.021*	229.2	11	1'59.196 P	23.569	32.056	24.758	38.813	226.8
7	1'42.450	23.402	29.898	23.913	25.237	228.3	12	11'30.974	18.630	30.708	24.024	25.084	229.2
8	1'42.104	23.374	29.915	23.775	25.040	228.3	13	1'41.661	23.248	29.893	23.691	24.829	231.7
9	1'59.693 P	23.261	32.749	24.490	39.193	226.4	14	1'43.903	23.267	30.038	25.684	24.914	230.7
10	6'56.383	19.779	30.777	24.118	25.372	223.1	15	1'41.460	23.099	29.881	23.716	24.764	231.2
11	1'57.706 P	23.535	30.198	24.941	39.032	226.4	10th	36	Angel PIQUERAS		Leopard Racing	SPA	
12	6'08.812 *	54.973		24.214	25.339*				Runs=2	Total laps=14	Full laps=11	Valid laps=8	
13	1'53.956 *	23.369	33.386	28.289*	28.912	230.7	1	1'58.124	19.026	31.524	24.407	25.847	220.4
14	1'42.443	23.309	30.381	23.798	24.955	230.7	2	1'42.775	23.343	30.258	23.938	25.236	229.7
15	1'41.356	23.037	29.807	23.664	24.848	233.7	3	1'42.301	23.213	30.093	23.917	25.078	230.2
7th	48	Ivan ORTOLA		MT Helmets - MSI		SPA	4	1'42.816	23.109	30.266	24.085	25.356	231.7
		Runs=2	Total laps=15	Full laps=12	Valid laps=10		5	1'42.725 *	23.333	30.136	24.036	25.220*	226.8
1	2'20.357	18.951	31.109	24.215	25.214	230.2	6	1'42.922 *	23.426	30.125	24.020*	25.351	225.9
2	1'41.790	23.072	30.094	23.792	24.832	233.7	7	1'45.670	24.226	32.127	24.206	25.111	220.4
3	1'41.706	23.054	30.012	23.628	25.012	233.7	8	1'42.517	23.182	29.954	23.848	25.533	228.3
4	1'41.620 *	23.154	29.794	23.729*	24.943	231.7	9	1'42.630	23.319	30.046	24.017	25.248	224.5
5	1'41.762	23.090	29.787	23.790	25.095	232.7	10	1'59.052 P	24.449	31.256	25.107	38.240	214.2
6	1'42.123	23.315	29.732	23.837	25.239	230.2	11	13'14.901 *	19.803	33.331	24.830	25.329*	220.4
7	1'42.797	23.271	30.346	24.044	25.136	230.7	12	1'52.590 *	23.082	31.609	27.602*	30.297	230.2
8	1'42.176	23.461	29.732	23.887	25.096	227.3	13	1'41.491	23.020	29.792	23.558	25.121	232.2
9	1'52.262	23.462	30.069	31.579	27.152	225.9	14	1'44.938	23.517	31.787	23.959	25.675	223.6
10	1'42.770	23.466	30.247	23.987	25.070	227.8	11th	64	David MUÑOZ		BOE Motorsports	SPA	
11	1'59.619 P	23.443	30.195	26.324	39.657	227.8			Runs=2	Total laps=14	Full laps=11	Valid laps=9	
12	11'08.819 *	18.402	36.620	25.571	25.102*	227.3	1	2'07.760	18.758	30.741	24.466	25.445	225.4
13	1'50.021 *	23.185	29.875	28.573*	28.388	230.7	2	1'41.595	23.143	29.852	23.699	24.901	234.7
14	1'41.879	23.055	30.153	23.715	24.956	235.8	3	1'42.063	23.251	30.080	23.716	25.016	230.2
15	1'41.426	23.094	29.815	23.626	24.891	232.2	4	1'48.245	23.326	34.299	25.380	25.240	229.2
8th	22	David ALMANSA		Kopron Rivacold Snip		SPA	5	1'41.597	23.192	29.771	23.661	24.973	232.2
		Runs=3	Total laps=11	Full laps=6	Valid laps=6		6	1'41.723	23.381	29.733	23.654	24.955	228.8
1	2'20.019	18.824	31.145	24.534	25.308	226.4	7	1'41.913	23.255	29.757	23.749	25.152	228.3
2	1'42.806	23.396	30.238	24.072	25.100	230.2	8	1'53.447 *	24.51*	35.414	28.332	25.185	204.9
3	2'55.764 P	23.186	30.271	25.156	1'37.151	232.7	9	1'57.926 P	23.250	29.753	25.902	39.021	229.7
4	9'47.754	19.842	32.040	25.187	25.727	217.7	10	13'19.474	18.186	30.394	23.661	25.073	229.7
5	1'44.173	23.748	30.677	24.303	25.445	223.6	11	1'41.509	23.180	29.687	23.632	25.010	231.2
6	1'43.867	23.674	30.312	24.381	25.500	224.0	12	1'50.044 *	25.593	32.912	25.081	26.458*	207.6
7	1'55.232 P	23.562	30.246	24.451	36.973	228.3	13	1'44.053	23.061	29.743	23.510	27.739	234.7
8	8'36.320	18.692	30.532	23.980	25.373	227.8	14	1'41.498	22.951	29.799	23.878	24.870	232.7
9	1'41.439	23.073	29.792	23.661	24.913	233.7	12th	54	Riccardo ROSSI		CIP Green Power	ITA	
10	1'41.557	23.167	29.864	23.671	24.855	231.7			Runs=2	Total laps=14	Full laps=11	Valid laps=9	
11	1'41.745	23.257	29.995	23.533	24.960	229.2	1	2'12.974	18.789	31.502	24.831	25.881	224.5
9th	99	Jose Antonio RUED		Red Bull KTM Ajo		SPA	2	1'44.219	23.611	30.754	24.421	25.433	226.4
		Runs=2	Total laps=15	Full laps=12	Valid laps=12		3	1'44.038	23.479	30.533	24.506	25.520	227.8
1	1'54.011	18.843	30.580	24.143	25.220	231.2	4	1'42.449	23.099	30.249	23.894	25.207	233.7
2	1'42.119	23.140	29.995	23.842	25.142	232.7	5	1'45.079 *	23.284	30.228	24.140	27.427*	229.7
							6	1'42.990 *	23.347	30.140	24.169	25.334*	228.3

Fastest Lap: David ALONSO CFMOTO Gaviota Asp COL **1'40.703** 23.099 29.529 23.367 24.708

These data/results cannot be reproduced, stored and/or transmitted in whole or in part by any manner of electronic, mechanical, photocopying, recording, broadcasting or otherwise now known or herein after developed without the previous express consent by the copyright owner, except for reproduction in daily press and regular printed publications on sale to the public within 60 days of the event related to those data/results and always provided that copyright symbol appears together as follows below.
© DORNA, 2024

Practice Nr. 1

Moto3

Lap	Lap Time	T1	T2	T3	T4	Speed	Lap	Lap Time	T1	T2	T3	T4	Speed
7	1'46.132	23.414	30.805	25.345	26.568	223.1	10	1'42.508	23.386	30.161	23.766	25.195	227.8
8	1'43.653	23.561	30.251	24.191	25.650	225.9	11	1'58.734 P	24.083	30.922	24.787	38.942	224.0
9	2'03.163 P	24.262	33.356	25.878	39.667	216.4	12	9'53.252	20.360	31.689	23.785	25.198	224.5
10	13'20.999 *	20.045	32.102	24.340	29.680*	224.0	13	1'46.747	24.929	31.240	23.991	26.587	203.0
11	1'42.489	23.235	30.362	23.861	25.031	229.7	14	1'41.819	23.172	29.923	23.603	25.121	234.2
12	1'41.651	23.054	30.004	23.596	24.997	233.7	15	1'41.606	23.083	29.952	23.544	25.027	234.2
13	1'42.041	23.226	30.010	23.753	25.052	230.7	16	1'46.155	25.672	31.150	24.097	25.236	187.8
14	1'41.544	22.979	29.964	23.647	24.954	232.2	16th 10 Nicola CARRARO LEVELUP - MTA ITA Runs=3 Total laps=16 Full laps=11 Valid laps=9						
13th 19 Scott OGDEN FleetSafe Honda - ML GBR Runs=2 Total laps=15 Full laps=12 Valid laps=11							1	1'56.230	19.500	31.212	24.731	25.499	227.8
1	2'16.908	19.261	30.898	24.621	25.247	228.8	2	1'43.322	23.558	30.419	24.138	25.207	230.2
2	1'42.719	23.238	30.103	24.087	25.291	232.2	3	1'42.818	23.345	30.201	24.119	25.153	231.7
3	1'42.620	23.131	30.181	24.076	25.232	234.2	4	1'44.441 *	23.391	31.584	24.235*	25.231*	229.2
4	1'42.466	23.210	30.139	23.983	25.134	234.2	5	1'42.405	23.261	30.050	24.027	25.067	231.2
5	1'42.537 *	23.250	30.071	23.820	25.396*	229.7	6	1'42.823 *	23.194	30.174	24.110	25.345*	230.7
6	1'42.938	23.474	29.959	23.934	25.571	230.7	7	1'43.301	23.407	30.336	24.200	25.358	228.8
7	1'42.655	23.225	30.141	24.160	25.129	232.2	8	1'55.747 P	23.528	30.145	24.179	37.895	226.8
8	1'42.356	23.238	29.998	23.908	25.212	230.7	9	4'20.300	20.392	33.385	24.597	25.340	221.7
9	2'04.695 P	23.607	31.715	28.538	40.835	219.5	10	1'42.817	23.435	30.019	24.187	25.176	229.2
10	11'43.068	18.667	31.309	24.774	25.104	224.0	11	1'53.796 P	23.569	30.293	24.361	35.573	226.8
11	1'41.976	23.344	30.127	23.529	24.976	231.2	12	7'37.209 *	20.665	33.585	26.057	27.654*	227.3
12	1'42.519	23.207	29.715	24.489	25.108	229.2	13	1'42.015	23.234	29.913	23.844	25.024	226.8
13	1'41.599	23.039	29.994	23.590	24.976	233.2	14	1'41.639	23.050	29.962	23.660	24.967	229.7
14	1'41.671	22.962	29.947	23.635	25.127	232.7	15	1'42.284	23.110	30.219	23.902	25.053	228.8
15	1'49.121	23.219	30.429	29.206	26.267	230.7	16	1'42.654	23.057	30.381	24.123	25.093	228.8
14th 6 Ryusei YAMANAKA MT Helmets - MSI JPN Runs=3 Total laps=15 Full laps=10 Valid laps=8							17th 72 Taiyo FURUSATO Honda Team Asia JPN Runs=2 Total laps=13 Full laps=10 Valid laps=7						
1	2'02.931	18.577	30.611	24.383	25.291	226.8	1	2'09.376	19.317	30.719	24.335	25.400	230.2
2	1'42.541	23.361	29.924	24.022	25.234	231.2	2	1'42.900	23.336	30.087	24.237	25.240	232.2
3	1'41.935	23.175	29.847	23.892	25.021	230.7	3	1'41.875	23.043	30.088	23.786	24.958	232.2
4	1'43.253	23.232	29.967	24.958	25.096	229.2	4	1'41.911	23.087	29.954	23.680	25.190	234.2
5	1'41.931	23.247	29.786	23.911	24.987	229.2	5	1'42.326	23.276	30.133	23.862	25.055	227.8
6	1'42.211	23.421	29.898	23.832	25.060	228.3	6	1'45.719 *	23.499	31.657	24.314	26.249*	220.8
7	1'42.149	23.339	29.909	23.820	25.081	226.8	7	1'44.601 *	23.513	31.359*	24.445	25.284	225.4
8	1'43.749 *	23.389	29.902	23.901*	26.557	228.3	8	1'42.135	23.205	29.889	23.815	25.226	232.2
9	1'59.492 P	23.906	30.983	24.499	40.104	221.7	9	2'03.146 P	23.565	31.305	30.559	37.717	218.1
10	6'03.583	18.799	30.477	24.115	25.191	224.0	10	14'38.930 *	18.920	32.082	23.620	25.181*	228.8
11	1'55.013 P	23.440	30.069	23.991	37.513	225.9	11	1'46.069 *	23.505	33.395	24.171*	24.998*	211.3
12	6'59.590	18.465	35.411	25.299	26.469	230.2	12	1'42.110	23.320	29.977	23.887	24.926	228.3
13	1'47.680 *	23.213	29.964	26.234*	28.269	231.2	13	1'41.644	23.245	29.984	23.519	24.896	229.2
14	1'41.883	23.247	30.008	23.708	24.920	231.2	18th 78 Joel ESTEBAN CFMOTO Gaviota Asp SPA Runs=2 Total laps=14 Full laps=11 Valid laps=6						
15	1'41.601	23.233	29.794	23.575	24.999	230.2	1	2'16.725	19.014	30.865	24.402	25.228	229.2
15th 82 Stefano NEPA LEVELUP - MTA ITA Runs=2 Total laps=16 Full laps=13 Valid laps=12							2	1'42.838 *	23.263	30.087	24.141	25.347*	232.7
1	2'15.669	19.452	31.672	24.800	26.732	225.9	3	1'42.600	23.173	30.112	24.096	25.219	233.7
2	1'43.178	23.410	30.174	24.165	25.429	231.2	4	1'42.869 *	23.269	30.024	24.377*	25.199	232.7
3	1'42.135	23.199	30.015	23.791	25.130	231.2	5	1'42.664 *	23.179	29.988	24.322*	25.175	232.7
4	1'42.708 *	23.233	29.901	23.814	25.760*	233.2	6	1'42.412	23.259	29.915	23.923	25.315	232.2
5	1'44.629	23.410	29.926	25.983	25.310	232.7	7	1'42.519	23.266	30.068	24.152	25.033	234.2
6	1'41.714	23.146	29.893	23.614	25.061	232.7	8	1'42.330	23.362	29.841	24.048	25.079	230.2
7	1'45.403	23.213	30.037	25.964	26.189	229.7	9	1'45.212 *	23.309	30.029	26.162	25.712*	228.3
8	1'42.318	23.473	30.048	23.711	25.086	229.2	10	1'58.528 P	23.731	30.830	24.384*	39.583	219.0
9	1'47.905	23.395	29.969	28.763	25.778	227.8	11	12'59.962	18.407	36.103	25.534	26.383	232.2

Fastest Lap: David ALONSO CFMOTO Gaviota Asp COL **1'40.703** 23.099 29.529 23.367 24.708

These data/results cannot be reproduced, stored and/or transmitted in whole or in part by any manner of electronic, mechanical, photocopying, recording, broadcasting or otherwise now known or herein after developed without the previous express consent by the copyright owner, except for reproduction in daily press and regular printed publications on sale to the public within 60 days of the event related to those data/results and always provided that copyright symbol appears together as follows below.
© DORNA, 2024

Practice Nr. 1

Moto3

Lap	Lap Time	T1	T2	T3	T4	Speed	Lap	Lap Time	T1	T2	T3	T4	Speed
12	1'49.350 *	23.094	29.932	26.378*	29.946	234.2	15	1'41.992	23.248	30.042	23.690	25.012	228.8
13	1'43.546	23.064	30.264	23.998	26.220	234.7	22nd 85 Xabi ZURUTUZA Red Bull KTM Ajo SPA						
14	1'41.650	23.215	29.863	23.553	25.019	233.7	Runs=3	Total laps=14	Full laps=10	Valid laps=7			
19th 24	Tatsuki SUZUKI	Liqui Moly Husqvarna JPN					1	1'54.722	19.835	30.897	24.835	25.725	222.2
	Runs=2	Total laps=15	Full laps=12	Valid laps=7	2	1'42.893	23.336	30.161	24.159	25.237	234.2		
1	2'08.999 *	19.180	30.604	24.421	25.392*	228.8	3	1'45.224 *	23.383	30.308*	25.016	26.517	231.7
2	1'43.050 *	23.298	29.869	24.761	25.122*	234.2	4	1'43.457 *	23.403	30.267	24.547*	25.240	231.2
3	1'42.298	23.229	29.957	24.108	25.004	233.2	5	1'42.752	23.317	30.068	24.172	25.195	231.2
4	1'42.115 *	23.083	29.941	23.864	25.227*	231.2	6	1'42.877	23.311	30.097	24.092	25.377	231.7
5	1'42.097	23.175	29.905	23.885	25.132	232.2	7	1'43.782	23.490	30.674	24.273	25.345	227.8
6	1'42.584	23.300	30.088	23.993	25.203	229.7	8	1'43.398 *	23.598	30.228	24.219*	25.353	225.4
7	1'52.640 *	23.494	30.035	33.736	25.375*	226.4	9	1'43.715	23.693	30.400	24.271	25.351	223.1
8	1'42.734 *	23.314	29.837	24.402	25.181*	230.7	10	1'59.621 P	23.514	32.051	25.201	38.855	224.0
9	1'42.343	23.353	29.910	24.027	25.053	231.7	11	12'56.147 P	42.937	33.060	25.003*	36.924	180.9
10	2'04.811 P	23.335	30.008	26.921	44.547	230.7	12	2'08.998 *	18.478	30.289	24.411*	26.702	229.2
11	11'30.092 *	18.562	30.454	23.873	25.151*	226.4	13	1'43.430	23.233	30.425	23.901	25.871	229.2
12	1'52.912	23.376	29.797	31.870	27.869	230.7	14	1'42.034	23.044	30.006	23.750	25.234	233.2
13	1'41.803	23.176	29.773	23.654	25.200	233.7	23rd 18 Matteo BERTELLE Kopron Rivacold Snip ITA						
14	1'42.087 *	23.204	29.833	24.001*	25.049	232.2	Runs=2	Total laps=13	Full laps=10	Valid laps=8			
15	1'41.963	23.224	29.851	23.762	25.126	231.7	1	2'06.686	18.554	31.008	24.520	25.611	228.3
20th 7	Filippo FARIOLI	SIC58 Squadra Corse ITA					2	1'42.674 *	23.337	30.005	24.116	25.216*	232.2
	Runs=2	Total laps=15	Full laps=12	Valid laps=8	3	1'42.386	23.468	30.040	23.827	25.051	231.2		
1	2'09.593 *	19.034	30.767	24.581	25.183*	230.7	4	1'45.386	23.267	33.007	23.819	25.293	230.2
2	1'42.792	23.382	30.126	24.238	25.046	232.7	5	1'42.149	23.112	30.042	23.787	25.208	232.2
3	1'42.106	23.309	29.897	23.867	25.033	232.2	6	1'46.030	23.207	30.810	26.747	25.266	232.7
4	1'42.184	23.193	30.117	23.796	25.078	232.7	7	1'43.113	23.227	30.209	24.334	25.343	231.2
5	1'42.848	23.359	30.229	24.046	25.214	229.7	8	1'42.596	23.408	30.087	23.832	25.269	227.3
6	1'42.604 *	23.313	30.209	23.937	25.145*	230.7	9	2'04.834 P	23.525	32.213	30.344	38.752	215.1
7	1'46.977 *	24.12*	33.359*	24.183*	25.315*	216.4	10	14'29.257	18.385	30.643	24.227	25.269	226.8
8	1'46.427	23.506	30.401	26.418	26.102	226.4	11	2'03.182 *	23.372	29.752	43.608*	26.450	227.8
9	1'42.793 *	23.542	30.261	23.992*	24.998	223.1	12	1'42.131	23.158	29.903	23.878	25.192	231.7
10	1'56.148 P	23.448	30.342	24.270	38.088	225.9	13	1'42.489	23.605	30.026	23.717	25.141	224.5
11	11'51.042	19.953	32.123	25.381	28.230	227.3	24th 5 Tatchakorn BUASRI Honda Team Asia THA						
12	1'42.296	23.391	30.147	23.794	24.964	229.7	Runs=2	Total laps=14	Full laps=11	Valid laps=7			
13	1'42.218	23.290	29.990	23.725	25.213	230.2	1	2'10.323 *	18.477	31.228	27.498	26.789*	231.7
14	1'42.397 *	23.263	30.235	23.888	25.011*	233.2	2	1'43.700	23.453	30.036	24.787	25.424	233.2
15	1'41.988	23.342	29.975	23.695	24.976	230.2	3	1'42.745	23.340	30.201	24.084	25.120	232.7
21st 12	Jacob ROULSTONE	Red Bull GASGAS Te AUS					4	1'42.340	23.253	30.045	23.902	25.140	230.2
	Runs=2	Total laps=15	Full laps=12	Valid laps=12	5	1'42.433	23.264	30.043	24.022	25.104	230.2		
1	2'06.415	19.029	31.251	24.770	25.785	226.4	6	1'42.368 *	23.281	29.871	23.887	25.329*	232.2
2	1'43.459	23.467	30.319	24.338	25.335	229.7	7	1'46.330 *	23.73*	32.582*	24.526	25.490	222.6
3	1'42.794	23.246	30.207	23.992	25.349	231.2	8	1'43.440	23.457	30.154	24.364	25.465	227.8
4	1'43.569	23.331	30.488	24.269	25.481	229.7	9	2'07.939 P	26.618	34.562	26.062	40.697	196.3
5	1'42.874	23.242	30.270	23.934	25.428	231.2	10	12'48.965	23.251	34.807	24.949	26.685	126.1
6	1'42.786	23.217	30.245	24.052	25.272	231.7	11	1'43.383 *	23.376	30.670	24.090*	25.247*	232.7
7	1'43.135	23.492	30.179	24.032	25.432	225.9	12	1'51.104 *	23.309	32.714	26.319*	28.762	232.2
8	1'42.952	23.577	30.139	23.999	25.237	225.0	13	1'47.370	23.565	33.957	24.431	25.417	227.3
9	1'42.912	23.413	30.173	24.118	25.208	225.0	14	1'42.315	23.151	30.045	23.912	25.207	233.2
10	1'42.903	23.384	30.153	24.178	25.188	225.9	25th 8 Eddie O'SHEA FleetSafe Honda - ML GBR						
11	1'56.875 P	23.515	31.488	24.570	37.302	225.0	Runs=2	Total laps=14	Full laps=11	Valid laps=7			
12	11'01.264	26.837	35.505	26.281	25.616	196.7	1	2'07.665	19.152	30.964	24.662	25.648	227.8
13	1'43.253	23.349	30.082	24.581	25.241	227.3	2	1'45.326	23.334	30.381	26.367	25.244	232.7
14	1'42.369	23.327	30.203	23.762	25.077	228.8							

Fastest Lap: David ALONSO CFMOTO Gaviota Asp COL 1'40.703 23.099 29.529 23.367 24.708

These data/results cannot be reproduced, stored and/or transmitted in whole or in part by any manner of electronic, mechanical, photocopying, recording, broadcasting or otherwise now known or herein after developed without the previous express consent by the copyright owner, except for reproduction in daily press and regular printed publications on sale to the public within 60 days of the event related to those data/results and always provided that copyright symbol appears together as follows below.
© DORNA, 2024

Practice Nr. 1

Moto3

Lap	Lap Time	T1	T2	T3	T4	Speed	Lap	Lap Time	T1	T2	T3	T4	Speed
3	1'42.732	23.283	30.183	24.018	25.248	232.2							
4	1'43.158	23.431	30.273	24.061	25.393	228.3							
5	1'42.951	23.372	30.189	24.155	25.235	228.8							
6	1'42.780 *	23.341	30.070	24.088*	25.281	230.2							
7	1'44.689 *	23.470	30.849	24.766*	25.604	226.8							
8	1'46.151	23.411	30.259	25.755	26.726	229.2							
9	1'43.822 *	23.614	30.491	24.493*	25.224	224.0							
10	1'58.458 P	23.469	30.091	24.402*	40.496	227.3							
11	12'57.013	18.728	33.985	24.050	25.299	229.2							
12	1'51.503 *	23.213	31.369*	27.184*	29.737	230.7							
13	1'42.587	23.258	30.215	23.776	25.338	231.7							
14	1'42.591	23.302	30.221	23.793	25.275	229.2							

Fastest Lap: David ALONSO	CFMOTO Gaviota Asp COL	1'40.703	23.099	29.529	23.367	24.708
----------------------------------	------------------------	-----------------	--------	--------	--------	--------

These data/results cannot be reproduced, stored and/or transmitted in whole or in part by any manner of electronic, mechanical, photocopying, recording, broadcasting or otherwise now known or herein after developed without the previous express consent by the copyright owner, except for reproduction in daily press and regular printed publications on sale to the public within 60 days of the event related to those data/results and always provided that copyright symbol appears together as follows below.
© DORNA, 2024



4554 m.

PT GRAND PRIX OF THAILAND

Practice Nr. 1

Best Partial Times

Moto3™


IT Ideal Lap Time, sum of the best partial times

BT Best Lap Time

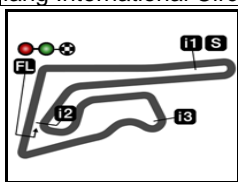
T1		T2		T3		T4				IT	BT	
Pos	Rider	Time	Rider	Time	Rider	Time	Rider	Time	Pos	Rider	IT	BT
1	J.KELSO	22.913	D.ALONSO	29.529	D.ALONSO	23.354	D.ALONSO	24.653	1	D.ALONSO	1'40.622	1'40.703 (1)
2	D.MUÑOZ	22.951	D.HOLGADO	29.660	C.VEIJER	23.432	A.FERNANDEZ	24.740	2	J.KELSO	1'40.942	1'41.088 (2)
3	S.OGDEN	22.962	C.VEIJER	29.665	A.FERNANDEZ	23.491	J.KELSO	24.758	3	D.MUÑOZ	1'41.018	1'41.498 (11)
4	R.ROSSI	22.979	D.MUÑOZ	29.687	J.KELSO	23.493	J.RUEDA	24.764	4	C.VEIJER	1'41.059	1'41.290 (5)
5	PIQUERAS	23.020	A.FERNANDEZ	29.688	D.MUÑOZ	23.510	C.VEIJER	24.786	5	A.FERNANDEZ	1'41.133	1'41.156 (3)
6	L.LUNETTA	23.037	S.OGDEN	29.715	T.FURUSATO	23.519	D.HOLGADO	24.829	6	S.OGDEN	1'41.182	1'41.599 (13)
7	T.FURUSATO	23.043	I.ORTOLA	29.732	S.OGDEN	23.529	I.ORTOLA	24.832	7	D.HOLGADO	1'41.232	1'41.287 (4)
8	X.ZURUTUZA	23.044	M.BERTELLE	29.752	D.ALMANSA	23.533	L.LUNETTA	24.848	8	I.ORTOLA	1'41.244	1'41.426 (7)
9	N.CARRARO	23.050	T.SUZUKI	29.773	S.NEPA	23.544	D.ALMANSA	24.855	9	D.ALMANSA	1'41.253	1'41.439 (8)
10	I.ORTOLA	23.054	J.KELSO	29.778	D.HOLGADO	23.552	D.MUÑOZ	24.870	10	T.FURUSATO	1'41.347	1'41.644 (17)
11	J.ESTEBAN	23.064	R.YAMANAKA	29.786	J.ESTEBAN	23.553	T.FURUSATO	24.896	11	L.LUNETTA	1'41.356	1'41.356 (6)
12	D.ALMANSA	23.073	D.ALMANSA	29.792	A.PIQUERAS	23.558	R.YAMANAKA	24.920	12	J.RUEDA	1'41.412	1'41.460 (9)
13	J.RUEDA	23.076	A.PIQUERAS	29.792	R.YAMANAKA	23.575	R.ROSSI	24.954	13	A.PIQUERAS	1'41.448	1'41.491 (10)
14	T.SUZUKI	23.083	L.LUNETTA	29.807	R.ROSSI	23.596	F.FARIOLI	24.964	14	R.YAMANAKA	1'41.456	1'41.601 (14)
15	S.NEPA	23.083	J.ESTEBAN	29.841	I.ORTOLA	23.626	N.CARRARO	24.967	15	J.ESTEBAN	1'41.477	1'41.650 (18)
16	D.ALONSO	23.086	T.BUASRI	29.871	T.SUZUKI	23.654	S.OGDEN	24.976	16	R.ROSSI	1'41.493	1'41.544 (12)
17	M.BERTELLE	23.112	J.RUEDA	29.881	N.CARRARO	23.660	T.SUZUKI	25.004	17	T.SUZUKI	1'41.514	1'41.803 (19)
18	T.BUASRI	23.151	T.FURUSATO	29.889	L.LUNETTA	23.664	J.ROULSTONE	25.012	18	S.NEPA	1'41.547	1'41.606 (15)
19	R.YAMANAKA	23.175	S.NEPA	29.893	J.ROULSTONE	23.690	J.ESTEBAN	25.019	19	N.CARRARO	1'41.590	1'41.639 (16)
20	C.VEIJER	23.176	F.FARIOLI	29.897	J.RUEDA	23.691	S.NEPA	25.027	20	M.BERTELLE	1'41.632	1'42.131 (23)
21	D.HOLGADO	23.191	N.CARRARO	29.913	F.FARIOLI	23.695	M.BERTELLE	25.051	21	F.FARIOLI	1'41.749	1'41.988 (20)
22	F.FARIOLI	23.193	R.ROSSI	29.964	M.BERTELLE	23.717	A.PIQUERAS	25.078	22	J.ROULSTONE	1'41.961	1'41.992 (21)
23	O'SHEA	23.213	X.ZURUTUZA	30.006	X.ZURUTUZA	23.750	T.BUASRI	25.104	23	X.ZURUTUZA	1'41.995	1'42.034 (22)
24	A.FERNANDEZ	23.214	J.ROULSTONE	30.042	E.O'SHEA	23.776	X.ZURUTUZA	25.195	24	T.BUASRI	1'42.013	1'42.315 (24)

These data/results cannot be reproduced, stored and/or transmitted in whole or in part by any manner of electronic, mechanical, photocopying, recording, broadcasting or otherwise now known or herein after developed without the previous express consent by the copyright owner, except for reproduction in daily press and regular printed publications on sale to the public within 60 days of the event related to those data/results and always provided that copyright symbol appears together as follows below.
© DORNA, 2024

hang International Circ

Results and timing service provided by 

Moto3™



4554 m.

PT GRAND PRIX OF THAILAND

Practice Nr. 1


Best Partial Times

IT Ideal Lap Time, sum of the best partial times

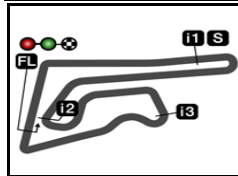
BT Best Lap Time

		<i>T1</i>		<i>T2</i>		<i>T3</i>		<i>T4</i>				
<i>Pos</i>	<i>Rider</i>	<i>Time</i>	<i>Rider</i>	<i>Time</i>	<i>Rider</i>	<i>Time</i>	<i>Rider</i>	<i>Time</i>	<i>Pos</i>	<i>Rider</i>	<i>IT</i>	<i>BT</i>
25	J.ROULSTONE	23.217	E.O'SHEA	30.070	T.BUASRI	23.887	E.O'SHEA	25.224	25	E.O'SHEA	1'42.283	1'42.587 (25)

These data/results cannot be reproduced, stored and/or transmitted in whole or in part by any manner of electronic, mechanical, photocopying, recording, broadcasting or otherwise now known or herein after developed without the previous express consent by the copyright owner, except for reproduction in daily press and regular printed publications on sale to the public within 60 days of the event related to those data/results and always provided that copyright symbol appears together as follows below.
© DORNA, 2024


Official MotoGP Timing by 
www.motogp.com





4554 m.

PT GRAND PRIX OF THAILAND
Practice Nr. 1
Fastest Laps Sequence

<i>Practice Time</i>	 <i>Rider</i>	<i>Nation</i>	<i>Motorcycle</i>	<i>Time</i>	<i>Km/h</i>	<i>Rider's Lap</i>
3'36.130	99 Jose Antonio RUEDA	SPA	KTM	1'42.119	160.5	2
3'49.355	64 David MUÑOZ	SPA	KTM	1'41.595	161.3	2
7'59.466	95 Collin VEIJER	NED	HUSQVARNA	1'41.576	161.4	4
27'28.893	95 Collin VEIJER	NED	HUSQVARNA	1'41.334	161.7	11
29'10.183	95 Collin VEIJER	NED	HUSQVARNA	1'41.290	161.8	12
32'26.931	96 Daniel HOLGADO	SPA	GASGAS	1'41.287	161.8	13
33'06.628	80 David ALONSO	COL	CFMOTO	1'41.048	162.2	15
34'47.351	80 David ALONSO	COL	CFMOTO	1'40.723	162.7	16
36'28.054	80 David ALONSO	COL	CFMOTO	1'40.703	162.7	17

These data/results cannot be reproduced, stored and/or transmitted in whole or in part by any manner of electronic, mechanical, photocopying, recording, broadcasting or otherwise now known or herein after developed without the previous express consent by the copyright owner, except for reproduction in daily press and regular printed publications on sale to the public within 60 days of the event related to those data/results and always provided that copyright symbol appears together as follows below.

© DORNA, 2024