

4554 m.

PT GRAND PRIX OF THAILAND
Free Practice
Classification

3

	Rider	Nation	Team	Motorcycle	Time	Lap	Total	Gap	Top Speed
1	80 David ALONSO	COL	CFMOTO Gaviota Aspar Team	CFMOTO	1'40.544	11	14		234.7
2	36 Angel PIQUERAS	SPA	Leopard Racing	HONDA	1'41.069	14	16	0.525	0.525 233.2
3	31 Adrian FERNANDEZ	SPA	Leopard Racing	HONDA	1'41.162	16	18	0.618	0.093 233.7
4	66 Joel KELSO	AUS	BOE Motorsports	KTM	1'41.394	14	17	0.850	0.232 231.7
5	64 David MUÑOZ	SPA	BOE Motorsports	KTM	1'41.442	14	15	0.898	0.048 234.7
6	10 Nicola CARRARO	ITA	LEVELUP - MTA	KTM	1'41.495	15	16	0.951	0.053 231.7
7	95 Collin VEIJER	NED	Liqui Moly Husqvarna Intact GP	HUSQVARNA	1'41.545	16	16	1.001	0.050 231.2
8	99 Jose Antonio RUEDA	SPA	Red Bull KTM Ajo	KTM	1'41.664	15	16	1.120	0.119 233.2
9	96 Daniel HOLGADO	SPA	Red Bull GASGAS Tech3	GASGAS	1'41.667	17	17	1.123	0.003 230.2
10	54 Riccardo ROSSI	ITA	CIP Green Power	KTM	1'41.680	15	16	1.136	0.013 232.2
11	72 Taiyo FURUSATO	JPN	Honda Team Asia	HONDA	1'41.799	15	17	1.255	0.119 230.2
12	82 Stefano NEPA	ITA	LEVELUP - MTA	KTM	1'41.826	14	16	1.282	0.027 234.2
13	78 Joel ESTEBAN	SPA	CFMOTO Gaviota Aspar Team	CFMOTO	1'41.864	14	18	1.320	0.038 233.2
14	24 Tatsuki SUZUKI	JPN	Liqui Moly Husqvarna Intact GP	HUSQVARNA	1'41.907	5	17	1.363	0.043 232.7
15	22 David ALMANSA	SPA	Kopron Rivacold Snipers Team	HONDA	1'41.911	15	16	1.367	0.004 234.2
16	6 Ryusei YAMANAKA	JPN	MT Helmets - MSI	KTM	1'41.946	16	17	1.402	0.035 232.2
17	58 Luca LUNETTA	ITA	SIC58 Squadra Corse	HONDA	1'41.994	15	17	1.450	0.048 233.7
18	19 Scott OGDEN	GBR	FleetSafe Honda - MLav Racing	HONDA	1'42.078	14	17	1.534	0.084 233.2
19	85 Xabi ZURUTUZA	SPA	Red Bull KTM Ajo	KTM	1'42.156	15	17	1.612	0.078 234.2
20	48 Ivan ORTOLA	SPA	MT Helmets - MSI	KTM	1'42.162	16	17	1.618	0.006 231.2
21	5 Tatchakorn BUASRI	THA	Honda Team Asia	HONDA	1'42.261	7	16	1.717	0.099 232.7
22	7 Filippo FARIOLI	ITA	SIC58 Squadra Corse	HONDA	1'42.263	10	17	1.719	0.002 233.2
23	18 Matteo BERTELLE	ITA	Kopron Rivacold Snipers Team	HONDA	1'42.299	15	16	1.755	0.036 229.7
24	8 Eddie O'SHEA	GBR	FleetSafe Honda - MLav Racing	HONDA	1'42.484	14	17	1.940	0.185 232.7
25	12 Jacob ROULSTONE	AUS	Red Bull GASGAS Tech3	GASGAS	1'42.625	15	18	2.081	0.141 231.7
26	55 Noah DETTWILER	SWI	CIP Green Power	KTM	1'44.007	16	17	3.463	1.382 232.2

Practice condition: Dry

Air: 27°

Humidity: 73%

Ground: 36°

Fastest Lap:	Lap: 11	David ALONSO	1'40.544	163 Km/h
Best Race Lap:	2023	Deniz ÖNCÜ	1'42.346	160.1 Km/h
All-Time Lap Record:	2024	David ALONSO	1'40.544	163.0 Km/h

The results are provisional until the end of the limit for protest and appeals.

Time limit for protest expires 60' after publication of the results - Time:

These data/results cannot be reproduced, stored and/or transmitted in whole or in part by any manner of electronic, mechanical, photocopying, recording, broadcasting or otherwise now known or herein after developed without the previous express consent by the copyright owner, except for reproduction in daily press and regular printed publications on sale to the public within 60 days of the event related to those data/results and always provided that copyright symbol appears together as follows below.

© DORNA, 2024



4554 m.

PT GRAND PRIX OF THAILAND

Free Practice

Top Speed & Average

4



Rider	Nation	Motorcycle	Top 5 speeds					Average	Top
64 David MUÑOZ	SPA	KTM	234.7	234.7	232.7	232.7	232.7	233.5	234.7
80 David ALONSO	COL	CFMOTO	234.7	232.2	231.7	230.7	230.7	232.0	234.7
22 David ALMANSA	SPA	HONDA	234.2	233.2	232.7	231.7	231.7	232.7	234.2
82 Stefano NEPA	ITA	KTM	234.2	232.7	232.2	231.7	231.2	232.4	234.2
85 Xabi ZURUTUZA	SPA	KTM	234.2	232.7	232.7	232.7	232.7	233.0	234.2
31 Adrian FERNANDEZ	SPA	HONDA	233.7	232.7	231.7	231.2	230.2	231.9	233.7
58 Luca LUNETTA	ITA	HONDA	233.7	233.2	233.2	232.2	231.2	232.5	233.7
7 Filippo FARIOLI	ITA	HONDA	233.2	231.7	231.2	231.2	230.7	231.6	233.2
19 Scott OGDEN	GBR	HONDA	233.2	232.7	231.2	231.2	230.2	231.5	233.2
36 Angel PIQUERAS	SPA	HONDA	233.2	232.7	231.2	230.7	230.7	231.5	233.2
78 Joel ESTEBAN	SPA	CFMOTO	233.2	232.7	232.7	232.7	232.7	232.8	233.2
99 Jose Antonio RUEDA	SPA	KTM	233.2	232.2	232.2	232.2	231.7	232.3	233.2
5 Tatchakorn BUASRI	THA	HONDA	232.7	232.2	232.2	231.7	231.7	232.1	232.7
8 Eddie O'SHEA	GBR	HONDA	232.7	232.7	231.7	231.2	230.2	231.5	232.7
24 Tatsuki SUZUKI	JPN	HUSQVARNA	232.7	232.7	232.2	231.7	231.7	232.1	232.7
6 Ryusei YAMANAKA	JPN	KTM	232.2	231.7	231.7	231.7	231.2	231.7	232.2
54 Riccardo ROSSI	ITA	KTM	232.2	231.2	231.2	230.2	229.7	230.7	232.2
55 Noah DETTWILER	SWI	KTM	232.2	230.7	230.2	230.2	229.7	230.6	232.2
10 Nicola CARRARO	ITA	KTM	231.7	230.7	230.2	230.2	230.2	230.5	231.7
12 Jacob ROULSTONE	AUS	GASGAS	231.7	231.2	231.2	231.2	230.7	231.2	231.7
66 Joel KELSO	AUS	KTM	231.7	231.2	230.7	230.7	230.7	231.0	231.7
48 Ivan ORTOLA	SPA	KTM	231.2	231.2	230.2	230.2	230.2	230.5	231.2
95 Collin VEIJER	NED	HUSQVARNA	231.2	230.7	230.2	230.2	229.7	230.3	231.2
72 Taiyo FURUSATO	JPN	HONDA	230.2	228.8	228.3	228.3	227.8	228.5	230.2
96 Daniel HOLGADO	SPA	GASGAS	230.2	229.7	229.2	229.2	229.2	229.5	230.2
18 Matteo BERTELLE	ITA	HONDA	229.7	229.2	227.8	227.8	227.3	228.4	229.7

These data/results cannot be reproduced, stored and/or transmitted in whole or in part by any manner of electronic, mechanical, photocopying, recording, broadcasting or otherwise now known or herein after developed without the previous express consent by the copyright owner, except for reproduction in daily press and regular printed publications on sale to the public within 60 days of the event related to those data/results and always provided that copyright symbol appears together as follows below.

© DORNA, 2024

Official MotoGP Timing by TISSOT
www.motogp.com



Buriram, Friday, October 25, 2024



PT GRAND PRIX OF THAILAND

Free Practice

Chronological Analysis of Performances

5

* Lap / Sector time cancelled T1 Time from finish line to 1st intermediate T3 Time from 2nd intermed. to 3rd intermed.
P Crossing the finish line in pit lane T2 Time from 1st intermed. to 2nd intermed. T4 Time from 3rd intermediate to finish line

Lap	Lap Time	T1	T2	T3	T4	Speed	Lap	Lap Time	T1	T2	T3	T4	Speed							
1st 80 David ALONSO CFMOTO Gaviota Asp COL Runs=2 Total laps=14 Full laps=11 Valid laps=9							9	1'42.672	23.407	30.177	23.971	25.117	226.8	10	1'42.316	23.409	30.055	23.782	25.070	226.4
1	1'48.195	19.357	31.798	24.702	25.919	218.6	11	1'42.135	23.387	29.957	23.757	25.034	228.3							
2	1'44.089	23.475	30.709	24.481	25.424	227.3	12	1'42.292	23.385	30.096	23.775	25.036	227.3							
3	1'43.088	23.376	30.284	24.186	25.242	229.2	13	1'42.484	23.350	29.988	23.887	25.259	227.3							
4	1'42.317	23.251	29.961	23.926	25.179	230.7	14	2'01.464 P	23.506	30.467	24.343	43.148	226.4							
5	1'41.844	23.209	29.842	23.746	25.047	229.2	15	5'14.750	22.902	31.224	23.814	24.960	204.1							
6	1'41.966 *	23.255	29.859	23.731*	25.121*	229.2	16	1'41.162	23.016	29.627	23.687	24.832	233.7							
7	1'41.351	23.195	29.766	23.560	24.830	229.7	17	1'41.567	23.261	29.712	23.699	24.895	227.3							
8	3'16.623 P	23.163	1'50.334	25.301	37.825	229.2	18	1'43.780	24.660	30.282	23.856	24.982	214.2							
9	1'42.653	19.856	31.217	23.850	25.050	221.3	4th 66 Joel KELSO BOE Motorsports AUS Runs=2 Total laps=17 Full laps=14 Valid laps=13													
10	1'40.771	23.191	29.587	23.248	24.745	230.7	1	2'29.424	19.549	33.299	25.709	27.126	220.4							
11	1'40.544	23.060	29.565	23.292	24.627	231.7	2	1'44.324	23.549	30.788	24.227	25.760	228.8							
12	1'40.740	23.074	29.633	23.423	24.610	232.2	3	1'42.927	23.417	30.357	24.085	25.068	229.7							
13	1'40.818 *	22.898	29.685	23.485*	24.750	234.7	4	1'42.661	23.433	30.107	23.903	25.218	228.8							
14	1'45.707	25.881	31.505	23.487	24.834	213.4	5	1'42.185	23.262	29.962	23.842	25.119	230.2							
2nd 36 Angel PIQUERAS Leopard Racing SPA Runs=2 Total laps=16 Full laps=13 Valid laps=9							6	1'42.249	23.269	29.971	23.853	25.156	230.2							
1	1'53.569	19.446	32.603	25.277	26.513	217.7	7	1'42.117	23.194	29.885	23.990	25.048	230.7							
2	1'46.196	23.851	31.065	25.634	25.646	225.0	8	1'47.155 *	23.173	31.327*	26.677	25.978	231.7							
3	1'43.535	23.342	30.598	24.146	25.449	228.3	9	1'50.314	23.273	30.237	30.569	26.235	228.3							
4	1'43.043	23.197	30.499	24.052	25.295	230.7	10	1'42.569	23.346	30.111	23.957	25.155	227.8							
5	1'42.536	23.137	30.318	23.783	25.298	230.7	11	1'42.582	23.325	30.091	24.003	25.163	228.3							
6	1'42.309	23.143	30.142	23.922	25.102	232.7	12	2'02.737 P	24.047	32.274	25.583	40.833	213.8							
7	1'42.088	23.182	30.138	23.721	25.047	229.7	13	6'57.981	18.645	30.333	23.604	24.917	227.3							
8	1'42.981 *	23.112	30.720*	23.957	25.192	230.7	14	1'41.394	23.139	29.655	23.749	24.851	230.7							
9	1'42.708 *	23.242	30.246	23.931*	25.289	228.3	15	1'41.427	23.149	29.776	23.622	24.880	231.2							
10	1'42.560 *	23.18*	30.200	23.868	25.310	226.8	16	1'41.571	23.090	29.885	23.721	24.875	230.7							
11	2'00.373 P	24.315	31.524	24.685*	39.849	214.7	17	1'44.584	24.366	30.791	23.855	25.572	197.8							
12	9'21.207	19.890	35.133	24.524	26.021	209.7	5th 64 David MUÑOZ BOE Motorsports SPA Runs=2 Total laps=15 Full laps=12 Valid laps=11													
13	1'41.289 *	23.049	29.825	23.538*	24.877	231.2	1	2'17.288	20.782	31.756	24.946	29.951	221.7							
14	1'41.069	22.982	29.786	23.491	24.810	233.2	2	1'43.020	23.509	30.231	24.075	25.205	232.2							
15	1'42.791	23.121	30.604	23.788	25.278	227.3	3	1'42.001	23.179	29.971	23.833	25.018	232.7							
16	1'41.750	23.122	30.103	23.596	24.929	227.8	4	1'42.204	23.079	30.076	23.839	25.210	234.7							
3rd 31 Adrian FERNANDEZ Leopard Racing SPA Runs=2 Total laps=18 Full laps=15 Valid laps=12							5	1'42.159	23.210	30.070	23.859	25.020	230.7							
1	2'20.080	19.013	31.443	24.705	25.884	231.2	6	1'42.091	23.201	29.917	23.941	25.032	232.2							
2	1'43.835	23.502	30.550	24.345	25.438	229.7	7	1'48.447	24.696	32.080	25.902	25.769	215.5							
3	1'43.128 *	23.278	30.086	24.154*	25.610	231.7	8	1'43.135 *	23.110	30.565*	24.155*	25.305	232.7							
4	1'42.786	23.377	30.112	24.115	25.182	232.7	9	1'42.072	23.124	29.947	23.847	25.154	234.7							
5	1'42.165	23.310	29.892	23.862	25.101	228.8	10	1'41.879	23.121	29.887	23.854	25.017	231.7							
6	1'41.940	23.233	29.879	23.753	25.075	230.2	11	1'56.269 P	23.425	29.963	23.823	39.058	222.6							
7	1'42.768 *	23.53*	30.021	24.111	25.101	229.2	12	11'12.516	21.574	33.129	26.530	25.383	210.5							
8	1'42.476 *	23.224	30.143*	24.040	25.069	228.8	13	1'42.272	23.201	29.892	23.851	25.328	232.7							

Fastest Lap: David ALONSO CFMOTO Gaviota Asp COL 1'40.544 23.060 29.565 23.292 24.627

These data/results cannot be reproduced, stored and/or transmitted in whole or in part by any manner of electronic, mechanical, photocopying, recording, broadcasting or otherwise now known or herein after developed without the previous express consent by the copyright owner, except for reproduction in daily press and regular printed publications on sale to the public within 60 days of the event related to those data/results and always provided that copyright symbol appears together as follows below.
© DORNA, 2024



Free Practice

Moto3

Lap	Lap Time	T1	T2	T3	T4	Speed	Lap	Lap Time	T1	T2	T3	T4	Speed
14	1'41.442	23.124	29.831	23.554	24.933	232.2	14	1'41.870	22.889	30.126	23.949	24.906	233.2
15	1'43.085	23.124	30.425	24.107	25.429	228.8	15	1'41.664	22.893	30.007	23.833	24.931	232.2
6th 10 Nicola CARRARO LEVELUP - MTA ITA Runs=3 Total laps=16 Full laps=11 Valid laps=8							9th 96 Daniel HOLGADO Red Bull GASGAS Te SPA Runs=2 Total laps=17 Full laps=14 Valid laps=10						
1	2'17.568	19.387	31.761	25.237	26.435	225.9	1	2'16.817	20.325	32.306	25.542	26.532	218.1
2	1'43.664	23.452	30.680	24.179	25.353	229.7	2	1'43.906 *	23.546	30.492	24.478*	25.390	227.3
3	1'42.810	23.158	30.361	24.040	25.251	230.7	3	1'42.529	23.178	30.040	24.068	25.243	227.8
4	1'42.638	23.195	30.292	23.955	25.196	230.2	4	1'42.583	23.195	30.092	23.999	25.297	229.2
5	1'42.372	23.257	30.137	23.890	25.088	229.2	5	1'42.102	23.236	29.879	23.909	25.078	229.2
6	1'42.566 *	23.084	30.254	24.012*	25.216	230.2	6	1'41.961	23.151	29.937	23.830	25.043	228.8
7	1'43.486 *	23.096	30.183	23.840	26.367*	229.7	7	1'42.078 *	23.104	29.990	23.840*	25.144	229.7
8	1'53.381 P	23.323	30.587*	24.311*	35.160	231.7	8	1'49.457 *	23.123	36.811*	24.160	25.363	228.8
9	5'41.679	20.603	31.008	24.280	25.467	225.9	9	1'42.058	23.066	29.984	23.923	25.085	226.8
10	1'43.331	23.352	30.608	24.188	25.183	230.2	10	1'57.823 P	23.213	30.023	24.018	40.569	229.2
11	1'51.798 P	23.338	30.305*	24.078*	34.077	230.2	11	6'57.308	19.867	31.047	24.720	25.548	223.1
12	4'39.118 *	20.926	31.722	24.309*	25.300	227.3	12	1'42.478	23.384	30.089	23.903	25.102	227.8
13	1'42.580 *	23.57*	30.223	23.771	25.008	229.2	13	1'42.195 *	23.146	30.143	23.846*	25.060	227.8
14	1'41.836	23.142	30.030	23.686	24.978	229.2	14	1'42.273	23.266	29.948	24.028	25.031	228.8
15	1'41.495	23.134	29.876	23.600	24.885	229.2	15	1'44.362	23.243	29.958	25.709	25.452	230.2
16	1'42.114	23.099	30.036	23.837	25.142	229.7	16	1'41.703	23.136	29.889	23.741	24.937	229.2
7th 95 Collin VEIJER Liqui Moly Husqvarna NED Runs=2 Total laps=16 Full laps=13 Valid laps=12							10th 54 Riccardo ROSSI CIP Green Power ITA Runs=2 Total laps=16 Full laps=12 Valid laps=9						
1	3'09.573	20.436	32.959	25.894	26.669	195.6	1	2'21.340	19.038	32.721	25.668	26.074	223.6
2	1'45.239	23.903	31.042	24.572	25.722	227.3	2	1'44.731	23.609	30.939	24.615	25.568	227.8
3	1'43.894	23.632	30.571	24.257	25.434	228.8	3	1'43.521	23.307	30.579	24.343	25.292	229.2
4	1'43.177	23.552	30.247	24.030	25.348	227.8	4	1'45.547 *	23.330	30.696*	24.942	26.579	229.2
5	1'42.809	23.422	30.178	23.927	25.282	229.2	5	1'43.363	23.317	30.510	24.255	25.281	228.3
6	1'42.586	23.385	30.179	23.865	25.157	229.7	6	1'42.742	23.209	30.262	24.046	25.225	229.7
7	1'42.611	23.465	30.030	23.901	25.215	228.8	7	1'44.974 *	23.289	32.204	24.305	25.176*	226.4
8	1'42.527	23.409	30.115	23.833	25.170	228.3	8	1'48.330 *	23.050	30.916*	26.679	27.685	232.2
9	1'53.801 P	23.385	30.076	23.821	36.519	227.8	9	2'03.354 P	23.113	30.264	26.572	43.405	231.2
10	9'19.596	18.987	30.574	23.977	25.156	223.1	10	8'40.258	18.650	31.197	24.377	25.265	224.0
11	1'42.139	23.318	29.987	23.652	25.182	229.2	11	1'44.762	23.218	30.269	26.008	25.267	226.8
12	1'41.852 *	23.319	29.798	23.664*	25.071	229.7	12	1'42.480	23.219	30.234	23.970	25.057	229.2
13	1'41.923	23.204	29.896	23.713	25.110	230.7	13	1'45.655	23.203	30.540	26.176	25.736	229.7
14	1'41.927	23.199	29.883	23.729	25.116	231.2	14	1'41.853	23.130	29.989	23.711	25.023	231.2
15	1'41.621	23.169	29.749	23.678	25.025	230.2	15	1'41.680	23.063	30.017	23.686	24.914	230.2
16	1'41.545	23.164	29.833	23.636	24.912	230.2	16	2'03.839 P	23.096	32.823	27.094	40.826	227.8
8th 99 Jose Antonio RUED Red Bull KTM Ajo SPA Runs=2 Total laps=16 Full laps=13 Valid laps=11							11th 72 Taiyo FURUSATO Honda Team Asia JPN Runs=2 Total laps=17 Full laps=14 Valid laps=9						
1	1'54.969	19.159	31.979	25.275	25.752	226.4	1	2'12.930	21.762	32.012	24.886	25.808	223.1
2	1'43.541	23.424	30.622	24.305	25.190	232.2	2	1'43.763	23.570	30.528	24.227	25.438	227.8
3	1'42.943 *	23.245	30.428*	24.273	24.997	232.2	3	1'43.000	23.297	30.398	23.988	25.317	230.2
4	1'42.816	23.128	30.375	24.187	25.126	231.7	4	1'43.191 *	23.363	30.531	24.046*	25.251	227.8
5	1'42.699	23.303	30.357	23.985	25.054	230.2	5	1'43.054 *	23.440	30.363	23.977*	25.274	226.4
6	1'42.870	23.241	30.457	24.034	25.138	231.2	6	1'42.517	23.388	30.136	23.786	25.207	227.3
7	1'42.485	23.315	30.204	23.942	25.024	230.7	7	2'02.437 P	23.883	31.698	27.278	39.578	213.8
8	1'42.737 *	23.223	30.477*	23.971	25.066	230.7	8	8'20.954	24.690	31.014	24.150	25.118	211.3
9	1'42.556	23.241	30.215	23.986	25.114	230.2	9	1'41.912 *	23.250	30.107	23.631	24.924*	228.8
10	1'42.512	23.198	30.248	23.985	25.081	230.2	10	1'42.549 *	23.302	30.151	23.918*	25.178	228.3
11	1'42.459	23.199	30.291	23.815	25.154	230.2	11	1'42.061	23.284	30.096	23.710	24.971	226.8
12	2'00.511 P	23.759	33.784	24.421*	38.547	225.0							
13	9'20.681	23.151	30.516	23.962	24.941	222.2							

Fastest Lap: David ALONSO CFMOTO Gaviota Asp COL **1'40.544** 23.060 29.565 23.292 24.627

These data/results cannot be reproduced, stored and/or transmitted in whole or in part by any manner of electronic, mechanical, photocopying, recording, broadcasting or otherwise now known or herein after developed without the previous express consent by the copyright owner, except for reproduction in daily press and regular printed publications on sale to the public within 60 days of the event related to those data/results and always provided that copyright symbol appears together as follows below.
 © DORNA, 2024

Official MotoGP Timing by TISSOT
 www.motogp.com



Buriram, Friday, October 25, 2024

Free Practice

Moto3




Lap	Lap Time	T1	T2	T3	T4	Speed	Lap	Lap Time	T1	T2	T3	T4	Speed
12	1'42.148	23.337	30.166	23.600	25.045	225.4	8	1'42.583	23.346	29.888	23.998	25.351	230.2
13	1'41.917	23.310	29.990	23.612	25.005	226.8	9	1'42.271	23.299	29.975	23.926	25.071	230.7
14	1'42.205	23.267	30.078	23.809	25.051	227.3	10	1'52.250	23.366	38.300	25.255	25.329	230.7
15	1'41.799	23.219	29.980	23.741	24.859	228.3	11	1'44.797 *	23.289	30.005	25.761*	25.742	232.7
16	1'43.898 *	23.83*	30.761	23.990	25.315*	207.2	12	1'42.402	23.289	29.980	24.010	25.123	231.2
17	1'42.363	23.283	30.152	23.911	25.017	226.4	13	1'42.519	23.252	29.946	24.017	25.304	231.7
12th 82 Stefano NEPA LEVELUP - MTA ITA Runs=2 Total laps=16 Full laps=13 Valid laps=12							14	2'00.943 P	23.854	32.179*	24.823	40.087	220.8
1	2'27.699	19.967	33.431	25.840	26.768	200.0	15	6'53.953 *	26.543	33.422	25.946*	25.313*	198.1
2	1'44.054	23.568	30.659	24.298	25.529	229.7	16	1'42.387	23.302	30.054	23.871	25.160	231.7
3	1'43.127	23.439	30.524	24.028	25.136	230.7	17	1'42.119	23.165	29.876	23.848	25.230	231.7
4	1'42.752	23.351	30.248	23.907	25.246	230.7	15th 22 David ALMANSA Kopron Rivacold Snip SPA Runs=2 Total laps=16 Full laps=13 Valid laps=12						
5	1'42.115	23.250	30.076	23.767	25.022	231.7	1	2'11.109	19.844	32.698	25.901	26.440	219.0
6	1'41.959	23.198	30.007	23.724	25.030	232.7	2	1'46.204	23.822	31.327	25.288	25.767	226.4
7	1'41.972	23.102	30.106	23.716	25.048	234.2	3	1'43.938	23.405	30.847	24.286	25.400	231.2
8	1'50.397 *	23.219	31.930*	29.389	25.859	232.2	4	1'43.701	23.419	30.552	24.391	25.339	229.2
9	2'00.230 P	23.229	33.932	24.719	38.350	231.2	5	1'43.215	23.233	30.267	24.409	25.306	234.2
10	8'41.377	18.836	31.104	24.220	25.420	226.8	6	1'42.611	23.209	30.039	24.075	25.288	232.7
11	1'42.064	23.333	30.095	23.650	24.986	229.2	7	1'44.209	23.270	30.415	24.172	26.352	231.7
12	1'42.140	23.250	30.081	23.688	25.121	229.2	8	1'46.193 *	23.507	33.325*	24.101	25.260	229.7
13	1'42.100	23.298	30.090	23.640	25.072	228.8	9	1'42.541	23.240	30.137	24.010	25.154	230.2
14	1'41.826	23.201	30.047	23.614	24.964	230.7	10	1'42.405	23.126	30.113	23.909	25.257	233.2
15	1'41.849	23.174	30.002	23.586	25.087	230.2	11	1'43.719	23.440	30.350	24.359	25.570	226.8
16	1'48.013	26.425	32.294	24.038	25.256	194.2	12	1'57.095 P	23.329	30.425	24.222	39.119	227.8
13th 78 Joel ESTEBAN CFMOTO Gaviota Asp SPA Runs=2 Total laps=18 Full laps=15 Valid laps=8							13	8'27.286	19.117	30.562	24.538	27.418	226.4
1	1'55.449	18.939	32.251	25.244	25.837	226.8	14	1'47.051	24.910	31.700	25.321	25.120	203.3
2	1'43.582	23.425	30.556	24.260	25.341	232.7	15	1'41.911	23.113	29.899	23.802	25.097	231.7
3	1'42.742	23.117	30.218	24.185	25.222	233.2	16	1'43.833	23.013	30.171	24.806	25.843	229.7
4	1'42.757	23.055	30.308	24.193	25.201	232.7	16th 6 Ryusei YAMANAKA MT Helmets - MSI JPN Runs=2 Total laps=17 Full laps=14 Valid laps=9						
5	1'43.442	23.210	30.708	24.201	25.323	232.7	1	2'15.728	21.913	32.035	25.283	26.888	224.5
6	1'42.412 *	23.164	30.133	24.083*	25.032	231.7	2	1'43.632 *	23.518	30.281	24.413*	25.420*	231.7
7	1'42.773	23.125	30.321	24.093	25.234	232.2	3	1'42.974	23.316	30.229	24.442	24.987	230.2
8	1'43.308 *	23.16*	30.661*	24.260	25.220	232.7	4	1'42.545	23.181	30.208	24.032	25.124	230.7
9	1'42.767 *	23.133	30.355	24.001*	25.278	232.2	5	1'42.559	23.177	30.200	24.063	25.119	231.7
10	1'42.401 *	23.09*	30.143	23.881	25.281	232.2	6	1'42.069	23.213	29.955	23.835	25.066	231.7
11	1'42.838	23.293	30.114	24.116	25.315	230.7	7	1'42.257	23.226	30.060	23.883	25.088	232.2
12	1'54.972 P	23.515	30.882	25.212*	35.363	228.8	8	1'43.247 *	23.195	30.850*	24.006*	25.196	230.2
13	6'02.808	19.581	30.899	24.001	25.263	220.8	9	1'43.035 *	23.27*	30.314	24.319	25.131	227.8
14	1'41.864	23.144	29.927	23.844	24.949	230.2	10	1'42.746	23.359	30.233	23.972	25.182	228.3
15	1'41.986 *	23.190	29.823	23.891*	25.082	231.7	11	1'42.698	23.324	30.322	23.830	25.222	228.3
16	1'42.212 *	23.13*	29.989	23.906*	25.182	232.2	12	1'56.457 P	23.38*	30.399	23.905	38.769	227.3
17	1'42.452	23.190	30.077	24.054	25.131	231.2	13	7'49.858 *	18.994	30.604	24.162*	25.198	225.0
18	1'42.519 *	23.298	30.063	23.928*	25.230*	229.7	14	1'42.727 *	23.357	30.115	23.975	25.280*	230.2
14th 24 Tatsuki SUZUKI Liqui Moly Husqvarna JPN Runs=2 Total laps=17 Full laps=14 Valid laps=11							15	1'42.241 *	23.327	30.072*	23.879	24.963	229.7
1	3'28.644	21.341	31.505	24.901	26.182	219.0	16	1'41.946	23.208	29.944	23.693	25.101	229.2
2	1'43.032	23.528	30.171	24.057	25.276	229.7	17	1'42.523	23.256	30.244	23.971	25.052	231.2
3	1'42.818	23.442	30.007	24.150	25.219	231.2	17th 58 Luca LUNETTA SIC58 Squadra Corse ITA Runs=2 Total laps=17 Full laps=14 Valid laps=11						
4	1'45.762 *	24.247	30.544	25.848*	25.123*	222.6	1	1'50.840	19.527	31.202	25.311	25.897	226.4
5	1'41.907	23.247	29.848	23.773	25.039	232.2	2	1'45.002 *	23.576	30.961	24.823*	25.642	228.3
6	1'43.867 *	23.171	31.238	24.086	25.372*	232.7	3	1'44.305	23.558	30.563	24.662	25.522	229.2
7	1'42.670	23.295	30.173	24.068	25.134	231.7	4	1'45.196 *	23.967	31.383	24.423*	25.423	221.7

Fastest Lap: David ALONSO CFMOTO Gaviota Asp COL 1'40.544 23.060 29.565 23.292 24.627

These data/results cannot be reproduced, stored and/or transmitted in whole or in part by any manner of electronic, mechanical, photocopying, recording, broadcasting or otherwise now known or herein after developed without the previous express consent by the copyright owner, except for reproduction in daily press and regular printed publications on sale to the public within 60 days of the event related to those data/results and always provided that copyright symbol appears together as follows below.
© DORNA, 2024

Free Practice

Moto3

Lap	Lap Time	T1	T2	T3	T4	Speed	Lap	Lap Time	T1	T2	T3	T4	Speed
5	1'43.358	23.406	30.401	24.040	25.511	230.7	1	2'38.564	19.322	31.608	25.249	25.910	220.8
6	1'43.186	23.409	30.409	24.121	25.247	233.2	2	1'43.708	23.620	30.446	24.357	25.285	228.3
7	1'42.405	23.277	30.220	23.809	25.099	233.2	3	1'42.869	23.337	30.312	24.030	25.190	230.2
8	1'42.917 *	23.17*	30.367*	24.115	25.257*	230.2	4	1'42.989	23.504	30.200	24.019	25.266	228.8
9	1'42.519	23.323	30.116	23.920	25.160	231.2	5	1'43.284	23.518	30.258	23.985	25.523	229.7
10	1'56.811 P	23.269	30.096	23.831	39.615	230.7	6	1'42.734	23.379	30.182	23.976	25.197	229.7
11	7'37.136	20.221	31.701	25.505	25.784	224.0	7	1'43.384 *	23.332	30.091	24.067*	25.894	230.2
12	1'44.453	23.582	30.464	24.637	25.770	227.8	8	1'58.647 P	23.420	30.132*	24.642	40.453	228.8
13	1'42.627	23.277	30.195	23.879	25.276	232.2	9	6'28.398	20.574	30.890	25.650	25.684	222.2
14	1'42.573	23.324	30.136	23.768	25.345	230.7	10	1'42.794	23.296	30.217	24.066	25.215	228.8
15	1'41.994	23.289	29.982	23.659	25.064	233.7	11	1'42.765	23.311	30.180	24.096	25.178	229.7
16	1'43.324	23.289	30.814	23.956	25.265	225.9	12	1'42.949 *	23.347	30.234	24.042*	25.326	227.8
17	1'42.183	23.169	30.090	23.657	25.267	231.2	13	1'42.517	23.248	30.171	23.957	25.141	228.3
18th 19 Scott OGDEN FleetSafe Honda - ML GBR Runs=2 Total laps=17 Full laps=14 Valid laps=13							14	1'42.750	23.275	29.938	24.198	25.339	230.2
1	2'21.967	19.119	32.377	25.440	26.341	225.0	15	1'42.502	23.305	30.032	24.059	25.106	231.2
2	1'44.598	23.541	30.720	24.652	25.685	229.2	16	1'42.162	23.249	29.877	23.899	25.137	231.2
3	1'43.473	23.317	30.393	24.315	25.448	231.2	17	1'45.588	23.131	30.040	26.706	25.711	230.2
4	1'43.719	23.349	30.425	24.382	25.563	230.2	21st 5 Tatchakorn BUASRI Honda Team Asia THA Runs=2 Total laps=16 Full laps=13 Valid laps=12						
5	1'43.123	23.485	30.279	24.079	25.280	228.8	1	1'54.689	19.041	31.761	24.794	25.685	230.2
6	1'45.207	23.206	30.330	24.485	27.186	230.2	2	1'43.528	23.383	30.472	24.358	25.315	231.2
7	1'42.847	23.197	30.471	24.005	25.174	232.7	3	1'43.055	23.237	30.541	24.198	25.079	231.7
8	1'42.739 *	23.284	30.165*	23.974	25.316	229.2	4	1'44.616	23.173	30.792	25.093	25.558	231.7
9	1'44.234	23.150	30.740	24.516	25.828	233.2	5	1'42.679	23.312	30.125	23.979	25.263	232.2
10	1'42.973	23.178	30.443	24.069	25.283	231.2	6	1'42.837 *	23.275	30.155	24.191*	25.216	232.7
11	1'59.224 P	23.287	30.281	24.502	41.154	229.7	7	1'42.261	23.083	30.166	23.876	25.136	232.2
12	7'58.037	21.228	31.003	24.617	26.750	218.1	8	1'59.301 P	23.99*	31.659*	25.164	38.479	210.9
13	1'42.107	23.349	30.118	23.633	25.007	225.9	9	10'01.136 *	20.692	32.559	24.409*	25.769	199.2
14	1'42.078	23.225	29.978	23.738	25.137	228.8	10	1'43.711	23.648	30.577	24.145	25.341	225.0
15	1'43.404	23.829	30.509	23.903	25.163	224.5	11	1'44.282	23.582	31.120	24.084	25.496	225.4
16	1'42.131	23.239	30.125	23.740	25.027	226.4	12	1'43.375	23.488	30.534	24.108	25.245	226.4
17	1'45.226	23.236	30.123	26.143	25.724	228.3	13	1'43.234	23.456	30.328	24.122	25.328	226.4
19th 85 Xabi ZURUTUZA Red Bull KTM Ajo SPA Runs=2 Total laps=17 Full laps=14 Valid laps=10							14	1'45.295	23.496	31.382	24.634	25.783	225.9
1	2'08.456	19.485	32.512	25.727	26.385	223.6	15	1'43.454	23.391	30.508	24.162	25.393	226.4
2	1'46.300 *	23.81*	31.017	25.342	26.128	226.8	16	1'49.075	23.451	30.667	29.283	25.674	225.0
3	1'45.443	23.808	30.808	24.836	25.991	227.8	22nd 7 Filippo FARIOLI SIC58 Squadra Corse ITA Runs=2 Total laps=17 Full laps=14 Valid laps=8						
4	1'44.283	23.396	30.777	24.473	25.637	231.2	1	2'14.900	20.105	31.461	25.286	26.252	225.4
5	1'43.854	23.309	30.404	24.820	25.321	232.7	2	1'44.792 *	23.837	30.926	24.619*	25.410	227.3
6	1'43.992	23.188	30.429	25.028	25.347	232.7	3	1'43.750 *	23.62*	30.512	24.330	25.282	227.8
7	1'43.123	23.225	30.226	24.311	25.361	234.2	4	1'42.860 *	23.400	30.214	24.166*	25.080	231.2
8	1'44.766 *	23.237	31.996*	24.210*	25.323	231.7	5	1'42.831	23.324	30.217	24.004	25.286	231.2
9	1'42.739	23.229	30.108	24.208	25.194	232.7	6	1'42.807 *	23.288	30.112	24.252*	25.155	233.2
10	1'44.281	23.208	30.072	24.556	26.445	232.7	7	1'42.680	23.218	30.165	24.039	25.258	231.7
11	1'58.872 P	23.338	30.302	24.318	40.914	229.7	8	1'44.995 *	24.185	31.511*	24.086	25.213	223.1
12	6'49.271 *	18.731	30.251	24.468*	25.273	227.8	9	1'42.975	23.501	30.300	24.015	25.159	227.8
13	1'42.462	23.185	30.190	24.042	25.045	230.2	10	1'42.263	23.263	30.187	23.761	25.052	230.7
14	1'42.358	23.305	30.004	24.077	24.972	230.2	11	1'42.700	23.330	30.268	23.911	25.191	230.2
15	1'42.156	23.263	29.864	24.027	25.002	231.7	12	1'55.407 P	23.516	30.656	24.601	36.634	224.0
16	1'42.585 *	23.190	30.175*	24.032	25.188	231.7	13	8'03.202	24.621	32.155	24.168	25.557	181.5
17	1'43.241 *	23.18*	30.203	24.188	25.669	230.2	14	1'42.849	23.453	30.200	23.877	25.319	227.8
20th 48 Ivan ORTOLA MT Helmets - MSI SPA Runs=2 Total laps=17 Full laps=14 Valid laps=12							15	1'42.997 *	23.328	30.261	24.003*	25.405*	230.2
1	2'08.456	19.485	32.512	25.727	26.385	223.6	16	1'46.312	24.642	31.750	24.326	25.594	198.1
2	1'46.300 *	23.81*	31.017	25.342	26.128	226.8	17	1'42.899	23.440	30.202	23.999	25.258	225.4
3	1'45.443	23.808	30.808	24.836	25.991	227.8	Fastest Lap: David ALONSO CFMOTO Gaviota Asp COL 1'40.544 23.060 29.565 23.292 24.627						
4	1'44.283	23.396	30.777	24.473	25.637	231.2	These data/results cannot be reproduced, stored and/or transmitted in whole or in part by any manner of electronic, mechanical, photocopying, recording, broadcasting or otherwise now known or herein after developed without the previous express consent by the copyright owner, except for reproduction in daily press and regular printed publications on sale to the public within 60 days of the event related to those data/results and always provided that copyright symbol appears together as follows below. © DORNA, 2024						
5	1'43.854	23.309	30.404	24.820	25.321	232.7	Official MotoGP Timing by TISSOT www.motogp.com						
6	1'43.992	23.188	30.429	25.028	25.347	232.7	  						
7	1'43.123	23.225	30.226	24.311	25.361	234.2	Buriram, Friday, October 25, 2024						
8	1'44.766 *	23.237	31.996*	24.210*	25.323	231.7	Page 4 of 5						
9	1'42.739	23.229	30.108	24.208	25.194	232.7							
10	1'44.281	23.208	30.072	24.556	26.445	232.7							
11	1'58.872 P	23.338	30.302	24.318	40.914	229.7							
12	6'49.271 *	18.731	30.251	24.468*	25.273	227.8							
13	1'42.462	23.185	30.190	24.042	25.045	230.2							
14	1'42.358	23.305	30.004	24.077	24.972	230.2							
15	1'42.156	23.263	29.864	24.027	25.002	231.7							
16	1'42.585 *	23.190	30.175*	24.032	25.188	231.7							
17	1'43.241 *	23.18*	30.203	24.188	25.669	230.2							

Fastest Lap: David ALONSO CFMOTO Gaviota Asp COL **1'40.544** 23.060 29.565 23.292 24.627

These data/results cannot be reproduced, stored and/or transmitted in whole or in part by any manner of electronic, mechanical, photocopying, recording, broadcasting or otherwise now known or herein after developed without the previous express consent by the copyright owner, except for reproduction in daily press and regular printed publications on sale to the public within 60 days of the event related to those data/results and always provided that copyright symbol appears together as follows below.
© DORNA, 2024

Official MotoGP Timing by TISSOT
www.motogp.com

Buriram, Friday, October 25, 2024

Page 4 of 5



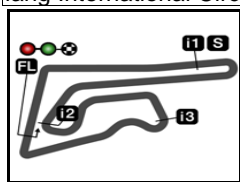
Free Practice

Moto3

Lap	Lap Time	T1	T2	T3	T4	Speed	Lap	Lap Time	T1	T2	T3	T4	Speed	
23rd	18	Matteo BERTELLE				Kopron Rivacold Snip	ITA	15	1'42.625	23.230	30.360	23.812	25.223	231.2
		Runs=3	Total laps=16	Full laps=11	Valid laps=8		16	1'42.401 *	23.164	30.199*	23.794*	25.244	229.2	
1	2'33.980	19.446	32.752	26.019	26.027	221.3	17	1'42.593 *	23.16*	30.264	23.735	25.427	228.3	
2	1'44.770	23.797	30.789	24.724	25.460	225.4	18	1'42.820	23.223	30.253	23.720	25.624	228.8	
3	1'43.557	23.567	30.385	24.309	25.296	227.8	26th 55 Noah DETTWILER						CIP Green Power	SWI
4	1'43.452	23.627	30.263	24.202	25.360	226.4	Runs=2	Total laps=17	Full laps=14	Valid laps=7				
5	1'45.818	23.628	31.106	25.044	26.040	225.4	1	2'09.234	19.556	32.447	25.772	26.837	218.6	
6	1'42.881	23.443	30.173	24.036	25.229	229.2	2	1'46.625 *	23.65*	31.432	25.218*	26.317	226.8	
7	1'43.685 *	23.417	29.970	23.958	26.340	229.7	3	1'45.758	23.611	31.237	24.716	26.194	227.3	
8	1'43.845 *	23.531	30.287*	24.106*	25.921	227.8	4	1'44.983 *	23.518	30.896	24.724*	25.845	230.2	
9	1'59.109 P	23.504	30.461	24.170	40.974	225.9	5	1'45.326	23.496	31.226	24.643	25.961	232.2	
10	5'58.664	19.364	31.210	24.461	25.481	221.3	6	1'44.978	23.665	30.880	24.527	25.906	229.2	
11	1'43.066	23.432	30.311	23.954	25.369	226.8	7	1'45.093 *	23.583	30.865	24.947*	25.698	228.8	
12	1'43.172 *	23.376	30.319	23.977*	25.500	225.4	8	1'45.294 *	23.390	30.594*	25.040*	26.270	230.7	
13	1'55.652 P	23.436	30.240	24.176	37.800	226.4	9	1'44.223	23.436	30.686	24.496	25.605	230.2	
14	3'34.592 *	18.819	30.841	24.257*	25.414	223.1	10	1'44.284 *	23.401	30.638	24.525*	25.720	229.2	
15	1'42.299	23.344	30.024	23.811	25.120	227.3	11	1'44.095	23.404	30.551	24.466	25.674	229.7	
16	1'50.238	23.406	32.521	25.371	28.940	223.6	12	1'57.348 P	23.44*	30.618	25.339*	37.947	227.3	
24th 8 Eddie O'SHEA						FleetSafe Honda - ML	GBR	13	7'57.830 *	19.781	31.721	25.324*	27.090	220.4
		Runs=2	Total laps=17	Full laps=14	Valid laps=7		14	1'44.343	23.511	30.614	24.417	25.801	228.3	
1	2'15.109	21.407	32.172	25.325	27.042	221.7	15	1'44.276 *	23.476	30.733	24.462*	25.605	227.8	
2	1'47.311 *	23.637	30.903	26.864*	25.907	229.2	16	1'44.007	23.506	30.513	24.374	25.614	225.9	
3	1'44.855 *	23.429	30.796	24.689*	25.941	230.2	17	1'46.760 *	23.493	32.909	24.588*	25.770	225.4	
4	1'43.965	23.407	30.583	24.516	25.459	232.7	25th 12 Jacob ROULSTONE						Red Bull GASGAS Te	AUS
5	1'43.487	23.369	30.479	24.245	25.394	230.2	Runs=2	Total laps=18	Full laps=15	Valid laps=10				
6	1'43.377 *	23.445	30.433	24.099*	25.400	229.7	1	2'17.148	20.154	32.253	25.951	26.645	220.8	
7	1'43.574	23.221	30.472	24.472	25.409	232.7	2	1'45.112	23.627	31.301	24.748	25.436	230.2	
8	1'43.310 *	23.184	30.550*	24.077	25.499	231.7	3	1'44.426	23.517	30.738	24.437	25.734	231.2	
9	1'43.392	23.466	30.429	24.057	25.440	227.8	4	1'43.806	23.507	30.648	24.253	25.398	229.7	
10	1'46.930	23.311	30.525	26.346	26.748	228.3	5	1'43.431	23.337	30.602	24.217	25.275	230.7	
11	1'57.785 P	23.289	30.305	24.254*	39.937	231.2	6	1'43.857	23.471	30.598	24.326	25.462	231.2	
12	7'57.467 *	20.540	31.914	25.187*	26.176	214.7	7	1'43.590	23.317	30.545	24.329	25.399	231.7	
13	1'43.025 *	23.38*	30.325	23.887*	25.425	225.9	8	1'45.777 *	23.432	30.895*	24.982	26.468	229.2	
14	1'42.484	23.276	30.209	23.695	25.304	228.3	9	1'43.774	23.452	30.623	24.259	25.440	229.2	
15	1'42.683 *	23.366	30.225	23.810*	25.282	228.8	10	1'43.598	23.380	30.453	24.165	25.600	228.3	
16	1'42.647	23.339	30.262	23.786	25.260	227.8	11	1'44.169 *	23.315	30.476	24.034*	26.344*	228.8	
17	1'44.328 *	23.425	30.233	25.010	25.660*	227.3	12	1'56.633 P	23.595	30.480	24.672	37.886	228.8	
							13	6'25.770	21.127	34.460	26.188	25.974	204.5	
							14	1'43.002 *	23.429	30.445	23.912*	25.216	229.2	

Fastest Lap: David ALONSO CFMOTO Gaviota Asp COL **1'40.544** 23.060 29.565 23.292 24.627

These data/results cannot be reproduced, stored and/or transmitted in whole or in part by any manner of electronic, mechanical, photocopying, recording, broadcasting or otherwise now known or herein after developed without the previous express consent by the copyright owner, except for reproduction in daily press and regular printed publications on sale to the public within 60 days of the event related to those data/results and always provided that copyright symbol appears together as follows below.
© DORNA, 2024



4554 m.

PT GRAND PRIX OF THAILAND

Free Practice

Best Partial Times

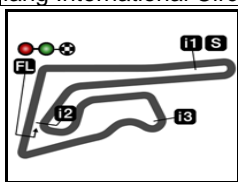
Moto3™

IT Ideal Lap Time, sum of the best partial times

BT Best Lap Time

T1		T2		T3		T4				IT		BT	
Pos	Rider	Time	Rider	Time	Rider	Time	Rider	Time	Pos	Rider	IT	BT	
1	J.RUEDA	22.889	D.ALONSO	29.565	D.ALONSO	23.248	D.ALONSO	24.610	1	D.ALONSO	1'40.321	1'40.544	(1)
2	D.ALONSO	22.898	A.FERNANDEZ	29.627	A.PIQUERAS	23.491	A.PIQUERAS	24.810	2	A.PIQUERAS	1'41.069	1'41.069	(2)
3	A.PIQUERAS	22.982	J.KELSO	29.655	D.MUÑOZ	23.554	A.FERNANDEZ	24.832	3	A.FERNANDEZ	1'41.162	1'41.162	(3)
4	D.ALMANSA	23.013	C.VEIJER	29.749	S.NEPA	23.586	J.KELSO	24.851	4	J.KELSO	1'41.200	1'41.394	(4)
5	A.FERNANDEZ	23.016	A.PIQUERAS	29.786	N.CARRARO	23.600	T.FURUSATO	24.859	5	D.MUÑOZ	1'41.397	1'41.442	(5)
6	R.ROSSI	23.050	J.ESTEBAN	29.823	T.FURUSATO	23.600	N.CARRARO	24.885	6	N.CARRARO	1'41.445	1'41.495	(6)
7	J.ESTEBAN	23.055	D.MUÑOZ	29.831	J.KELSO	23.604	J.RUEDA	24.906	7	C.VEIJER	1'41.461	1'41.545	(7)
8	D.HOLGADO	23.066	T.SUZUKI	29.848	S.OGDEN	23.633	C.VEIJER	24.912	8	D.HOLGADO	1'41.541	1'41.667	(9)
9	D.MUÑOZ	23.079	X.ZURUTUZA	29.864	C.VEIJER	23.636	R.ROSSI	24.914	9	J.RUEDA	1'41.617	1'41.664	(8)
10	T.BUASRI	23.083	D.HOLGADO	29.873	L.LUNETTA	23.657	D.MUÑOZ	24.933	10	R.ROSSI	1'41.639	1'41.680	(10)
11	N.CARRARO	23.084	N.CARRARO	29.876	D.HOLGADO	23.665	D.HOLGADO	24.937	11	S.NEPA	1'41.654	1'41.826	(12)
12	J.KELSO	23.090	I.ORTOLA	29.877	R.ROSSI	23.686	J.ESTEBAN	24.949	12	T.FURUSATO	1'41.658	1'41.799	(11)
13	S.NEPA	23.102	D.ALMANSA	29.899	A.FERNANDEZ	23.687	R.YAMANAKA	24.963	13	J.ESTEBAN	1'41.671	1'41.864	(13)
14	I.ORTOLA	23.131	R.YAMANAKA	29.944	R.YAMANAKA	23.693	S.NEPA	24.964	14	S.OGDEN	1'41.768	1'42.078	(18)
15	S.OGDEN	23.150	M.BERTELLE	29.970	E.O'SHEA	23.695	X.ZURUTUZA	24.972	15	R.YAMANAKA	1'41.777	1'41.946	(16)
16	J.ROULSTONE	23.164	S.OGDEN	29.978	J.ROULSTONE	23.720	S.OGDEN	25.007	16	D.ALMANSA	1'41.811	1'41.911	(15)
17	C.VEIJER	23.164	T.FURUSATO	29.980	F.FARIOLI	23.761	T.SUZUKI	25.039	17	T.SUZUKI	1'41.825	1'41.907	(14)
18	T.SUZUKI	23.165	L.LUNETTA	29.982	T.SUZUKI	23.773	F.FARIOLI	25.052	18	L.LUNETTA	1'41.872	1'41.994	(17)
19	L.LUNETTA	23.169	R.ROSSI	29.989	D.ALMANSA	23.802	L.LUNETTA	25.064	19	I.ORTOLA	1'42.013	1'42.162	(20)
20	R.YAMANAKA	23.177	S.NEPA	30.002	M.BERTELLE	23.811	T.BUASRI	25.079	20	X.ZURUTUZA	1'42.048	1'42.156	(19)
21	E.O'SHEA	23.184	J.RUEDA	30.007	J.RUEDA	23.815	D.ALMANSA	25.097	21	F.FARIOLI	1'42.143	1'42.263	(22)
22	X.ZURUTUZA	23.185	F.FARIOLI	30.112	J.ESTEBAN	23.844	I.ORTOLA	25.106	22	T.BUASRI	1'42.163	1'42.261	(21)
23	F.FARIOLI	23.218	T.BUASRI	30.125	T.BUASRI	23.876	M.BERTELLE	25.120	23	M.BERTELLE	1'42.245	1'42.299	(23)
24	T.FURUSATO	23.219	E.O'SHEA	30.209	I.ORTOLA	23.899	J.ROULSTONE	25.216	24	E.O'SHEA	1'42.348	1'42.484	(24)

These data/results cannot be reproduced, stored and/or transmitted in whole or in part by any manner of electronic, mechanical, photocopying, recording, broadcasting or otherwise now known or herein after developed without the previous express consent by the copyright owner, except for reproduction in daily press and regular printed publications on sale to the public within 60 days of the event related to those data/results and always provided that copyright symbol appears together as follows below.
© DORNA, 2024



4554 m.

PT GRAND PRIX OF THAILAND
Free Practice
Best Partial Times

IT Ideal Lap Time, sum of the best partial times

BT Best Lap Time

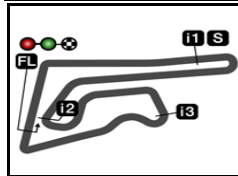
<i>T1</i>		<i>T2</i>		<i>T3</i>		<i>T4</i>				<i>IT</i>	<i>BT</i>	
<i>Pos</i>	<i>Rider</i>	<i>Time</i>	<i>Rider</i>	<i>Time</i>	<i>Rider</i>	<i>Time</i>	<i>Rider</i>	<i>Time</i>	<i>Pos</i>	<i>Rider</i>		
25	M.BERTELLE	23.344	J.ROULSTONE	30.253	X.ZURUTUZA	24.027	E.O'SHEA	25.260	25	J.ROULSTONE	1'42.353	1'42.625 (25)
26	N.DETTWILER	23.390	N.DETTWILER	30.513	N.DETTWILER	24.374	N.DETTWILER	25.605	26	N.DETTWILER	1'43.882	1'44.007 (26)

These data/results cannot be reproduced, stored and/or transmitted in whole or in part by any manner of electronic, mechanical, photocopying, recording, broadcasting or otherwise now known or herein after developed without the previous express consent by the copyright owner, except for reproduction in daily press and regular printed publications on sale to the public within 60 days of the event related to those data/results and always provided that copyright symbol appears together as follows below.

© DORNA, 2024

Official MotoGP Timing by  TISSOT
www.motogp.com






4554 m.

PT GRAND PRIX OF THAILAND

Free Practice

Fastest Laps Sequence

<i>Practice Time</i>	 <i>Rider</i>	<i>Nation</i>	<i>Motorcycle</i>	<i>Time</i>	<i>Km/h</i>	<i>Rider's Lap</i>
3'32.284	80 David ALONSO	COL	CFMOTO	1'44.089	157.5	2
3'38.217	5 Tatchakorn BUASRI	THA	HONDA	1'43.528	158.3	2
4'00.308	64 David MUÑOZ	SPA	KTM	1'43.020	159.1	2
5'21.773	78 Joel ESTEBAN	SPA	CFMOTO	1'42.742	159.5	3
5'42.309	64 David MUÑOZ	SPA	KTM	1'42.001	160.7	3
8'39.533	80 David ALONSO	COL	CFMOTO	1'41.844	160.9	5
12'02.850	80 David ALONSO	COL	CFMOTO	1'41.351	161.7	7
28'42.897	80 David ALONSO	COL	CFMOTO	1'40.771	162.6	10
30'23.441	80 David ALONSO	COL	CFMOTO	1'40.544	163.0	11

These data/results cannot be reproduced, stored and/or transmitted in whole or in part by any manner of electronic, mechanical, photocopying, recording, broadcasting or otherwise now known or herein after developed without the previous express consent by the copyright owner, except for reproduction in daily press and regular printed publications on sale to the public within 60 days of the event related to those data/results and always provided that copyright symbol appears together as follows below.
© DORNA, 2024