

4448 m.

QATAR AIRWAYS AUSTRALIAN MOTORCYCLE GRAND PRIX

Warm Up

Classification

25



	Rider	Nation	Team	Motorcycle	Time	Lap	Total	Gap	Top Speed
1	93 Marc MARQUEZ	SPA	Gresini Racing MotoGP	DUCATI	1'27.812	6	7		348.4
2	1 Francesco BAGNAIA	ITA	Ducati Lenovo Team	DUCATI	1'27.859	6	7	0.047 0.047	352.9
3	23 Enea BASTIANINI	ITA	Ducati Lenovo Team	DUCATI	1'28.040	7	7	0.228 0.181	350.6
4	89 Jorge MARTIN	SPA	Prima Pramac Racing	DUCATI	1'28.082	4	7	0.270 0.042	349.5
5	43 Jack MILLER	AUS	Red Bull KTM Factory Racing	KTM	1'28.088	7	7	0.276 0.006	345.0
6	49 Fabio DI GIANNANTONIO	ITA	Pertamina Enduro VR46 Racing Te	DUCATI	1'28.115	7	7	0.303 0.027	341.8
7	33 Brad BINDER	RSA	Red Bull KTM Factory Racing	KTM	1'28.119	7	7	0.307 0.004	345.0
8	21 Franco MORBIDELLI	ITA	Prima Pramac Racing	DUCATI	1'28.149	5	7	0.337 0.030	341.8
9	12 Maverick VIÑALES	SPA	Aprilia Racing	APRILIA	1'28.325	7	7	0.513 0.176	344.0
10	20 Fabio QUARTARARO	FRA	Monster Energy Yamaha MotoGP	YAMAHA	1'28.433	6	7	0.621 0.108	342.9
11	41 Aleix ESPARGARO	SPA	Aprilia Racing	APRILIA	1'28.651	7	7	0.839 0.218	344.0
12	25 Raul FERNANDEZ	SPA	Trackhouse Racing	APRILIA	1'28.654	6	7	0.842 0.003	345.0
13	10 Luca MARINI	ITA	Repsol Honda Team	HONDA	1'28.655	7	7	0.843 0.001	344.0
14	5 Johann ZARCO	FRA	CASTROL Honda LCR	HONDA	1'28.793	7	7	0.981 0.138	342.9
15	37 Augusto FERNANDEZ	SPA	Red Bull GASGAS Tech3	KTM	1'28.837	7	7	1.025 0.044	337.5
16	73 Alex MARQUEZ	SPA	Gresini Racing MotoGP	DUCATI	1'28.853	7	7	1.041 0.016	342.9
17	30 Takaaki NAKAGAMI	JPN	IDEMITSU Honda LCR	HONDA	1'28.856	6	7	1.044 0.003	337.5
18	36 Joan MIR	SPA	Repsol Honda Team	HONDA	1'28.914	5	7	1.102 0.058	341.8
19	42 Alex RINS	SPA	Monster Energy Yamaha MotoGP	YAMAHA	1'29.103	7	7	1.291 0.189	342.9
20	32 Lorenzo SAVADORI	ITA	Trackhouse Racing	APRILIA	1'30.285	5	7	2.473 1.182	332.3
21	72 Marco BEZZECCHI	ITA	Pertamina Enduro VR46 Racing Te	DUCATI	1'30.358	6	7	2.546 0.073	346.1

Practice condition: Dry

Air: 15°

Humidity: 78%

Ground: 22°

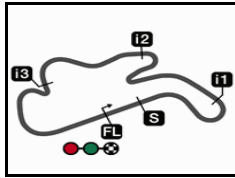
Fastest Lap:	Lap: 6	Marc MARQUEZ	1'27.812	182.3 Km/h
Best Race Lap:	2013	Marc MARQUEZ	1'28.108	181.7 Km/h
All-Time Lap Record:	2023	Jorge MARTIN	1'27.246	183.5 Km/h

The results are provisional until the end of the limit for protest and appeals.

Time limit for protest expires 60' after publication of the results - Time:

These data/results cannot be reproduced, stored and/or transmitted in whole or in part by any manner of electronic, mechanical, photocopying, recording, broadcasting or otherwise now known or herein after developed without the previous express consent by the copyright owner, except for reproduction in daily press and regular printed publications on sale to the public within 60 days of the event related to those data/results and always provided that copyright symbol appears together as follows below.

© DORNA, 2024



4448 m.

QATAR AIRWAYS AUSTRALIAN MOTORCYCLE GRAND PRIX

Warm Up

Top Speed & Average

26



Rider	Nation	Motorcycle	Top 5 speeds					Average	Top
1 Francesco BAGNAIA	ITA	DUCATI	352.9	352.9	347.3	346.1	345.0	348.8	352.9
23 Enea BASTIANINI	ITA	DUCATI	350.6	349.5	347.3	346.1	340.7	346.8	350.6
89 Jorge MARTIN	SPA	DUCATI	349.5	349.5	348.4	348.4	345.0	348.2	349.5
93 Marc MARQUEZ	SPA	DUCATI	348.4	347.3	347.3	347.3	341.8	346.4	348.4
72 Marco BEZZECCHI	ITA	DUCATI	346.1	345.0	345.0	344.0	342.9	344.6	346.1
25 Raul FERNANDEZ	SPA	APRILIA	345.0	342.9	340.7	338.6	336.5	340.7	345.0
33 Brad BINDER	RSA	KTM	345.0	342.9	341.8	333.4	327.3	338.1	345.0
43 Jack MILLER	AUS	KTM	345.0	342.9	342.9	338.6	338.6	341.6	345.0
10 Luca MARINI	ITA	HONDA	344.0	344.0	334.4	331.3	323.4	335.4	344.0
12 Maverick VIÑALES	SPA	APRILIA	344.0	344.0	344.0	341.8	339.6	342.7	344.0
41 Aleix ESPARGARO	SPA	APRILIA	344.0	341.8	339.6	336.5	333.4	339.1	344.0
5 Johann ZARCO	FRA	HONDA	342.9	341.8	339.6	331.3	329.3	337.0	342.9
20 Fabio QUARTARARO	FRA	YAMAHA	342.9	341.8	340.7	336.5	335.4	339.5	342.9
42 Alex RINS	SPA	YAMAHA	342.9	341.8	340.7	334.4	331.3	338.2	342.9
73 Alex MARQUEZ	SPA	DUCATI	342.9	341.8	341.8	339.6	336.5	340.5	342.9
21 Franco MORBIDELLI	ITA	DUCATI	341.8	337.5	333.4	331.3	320.5	332.9	341.8
36 Joan MIR	SPA	HONDA	341.8	340.7	340.7	337.5	335.4	339.2	341.8
49 Fabio DI GIANNANTONIO	ITA	DUCATI	341.8	340.7	340.7	337.5	336.5	339.4	341.8
30 Takaaki NAKAGAMI	JPN	HONDA	337.5	336.5	336.5	335.4	306.1	330.4	337.5
37 Augusto FERNANDEZ	SPA	KTM	337.5	335.4	333.4	333.4	333.4	334.6	337.5
32 Lorenzo SAVADORI	ITA	APRILIA	332.3	331.3	330.3	329.3	326.3	329.9	332.3

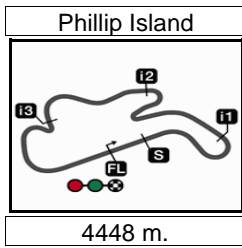
These data/results cannot be reproduced, stored and/or transmitted in whole or in part by any manner of electronic, mechanical, photocopying, recording, broadcasting or otherwise now known or herein after developed without the previous express consent by the copyright owner, except for reproduction in daily press and regular printed publications on sale to the public within 60 days of the event related to those data/results and always provided that copyright symbol appears together as follows below.

© DORNA, 2024

Official MotoGP Timing by TISSOT
www.motogp.com



Phillip Island, Sunday, October 20, 2024



Results and timing service provided by TISSOT

MotoGP™

QATAR AIRWAYS AUSTRALIAN MOTORCYCLE GRAND PRIX
Warm Up
Chronological Analysis of Performances

27

* Lap / Sector time cancelled T1 Time from finish line to 1st intermediate T3 Time from 2nd intermed. to 3rd intermed.
P Crossing the finish line in pit lane T2 Time from 1st intermed. to 2nd intermed. T4 Time from 3rd intermediate to finish line
**Tyre data subject to further updates

Lap	Lap Time	T1	T2	T3	T4	Speed	Lap	Lap Time	T1	T2	T3	T4	Speed	
1st	93	Marc MARQUEZ DUCATI SPA						3	1'28.211	20.984	25.631	16.998	24.598	348.4
		Gresini Racing MotoGP						4	1'28.082	21.083	25.591	16.955	24.453	349.5
		Runs=1 Total laps=7 Full laps=6 Valid laps=6						5	1'28.420	20.921	25.583	17.005	24.911	348.4
Run #	1	Front Tyre Slick-Hard		Rear Tyre Slick-Soft			6	1'28.250	20.917	25.473	16.969	24.891	349.5	
		New Tyre		4 Laps at start			7	1'28.387	21.262	25.538	17.140	24.447	335.4	
1	2'08.832	33.066	28.258	18.540	25.576									
2	1'31.505	21.386	26.619	17.663	25.837	341.8								
3	1'29.214	21.201	26.129	17.181	24.703	347.3								
4	1'28.419	21.035	25.600	17.052	24.732	348.4								
5	1'33.760	21.634	30.222	17.149	24.755	335.4								
6	1'27.812	20.860	25.486	16.921	24.545	347.3								
7	1'28.431	21.151	25.542	17.195	24.543	347.3								
5th	43	Jack MILLER KTM AUS												
		Red Bull KTM Factory Racing												
		Runs=1 Total laps=7 Full laps=6 Valid laps=6												
Run #	1	Front Tyre Slick-Medium		Rear Tyre Slick-Soft										
		New Tyre		2 Laps at start										
1	1'53.535	33.677	27.623	17.948	25.495									
2	1'30.498	22.082	26.247	17.288	24.881	325.4								
3	1'28.992	21.353	25.818	17.093	24.728	338.6								
4	1'28.784	21.369	25.727	17.102	24.586	338.6								
5	1'28.492	21.106	25.648	17.095	24.643	342.9								
6	1'35.523	21.129	25.634	18.316	30.444	342.9								
7	1'28.088	20.986	25.553	17.003	24.546	345.0								
6th	49	Fabio DI GIANNANTONI DUCATI ITA												
		Pertamina Enduro VR46 Racing Team												
		Runs=1 Total laps=7 Full laps=6 Valid laps=6												
Run #	1	Front Tyre Slick-Hard		Rear Tyre Slick-Soft										
		New Tyre		3 Laps at start										
1	1'51.922	34.289	27.616	18.082	25.575									
2	1'30.426	22.237	25.910	17.341	24.938	310.4								
3	1'28.934	21.351	25.816	17.143	24.624	336.5								
4	1'28.509	21.167	25.655	16.995	24.692	337.5								
5	1'28.247	21.107	25.620	16.972	24.548	340.7								
6	1'37.140	20.952	28.701	18.587	28.900	340.7								
7	1'28.115	21.050	25.623	16.840	24.602	341.8								
7th	33	Brad BINDER KTM RSA												
		Red Bull KTM Factory Racing												
		Runs=1 Total laps=7 Full laps=6 Valid laps=6												
Run #	1	Front Tyre Slick-Hard		Rear Tyre Slick-Soft										
		New Tyre		8 Laps at start										
				3 Laps at start										
1	2'06.788	34.115	28.756	18.246	25.434									
2	1'31.569	21.861	27.093	17.591	25.024	327.3								
3	1'29.992	21.560	26.452	17.256	24.724	325.4								
4	1'29.430	21.311	25.798	17.194	25.127	341.8								
5	1'34.862	21.394	31.154	17.389	24.925	333.4								
6	1'28.334	21.099	25.662	17.009	24.564	342.9								
7	1'28.119	20.994	25.592	17.000	24.533	345.0								
4th	89	Jorge MARTIN DUCATI SPA												
		Prima Pramac Racing												
		Runs=1 Total laps=7 Full laps=6 Valid laps=6												
Run #	1	Front Tyre Slick-Hard		Rear Tyre Slick-Soft										
		13 Laps at start		13 Laps at start										
1	2'17.672	31.724	27.340	17.892	25.313									
2	1'28.971	21.338	25.763	17.178	24.692	345.0								

Fastest Lap: Marc MARQUEZ Gresini Racing MotoG SPA **1'27.812** 20.860 25.486 16.921 24.545

These data/results cannot be reproduced, stored and/or transmitted in whole or in part by any manner of electronic, mechanical, photocopying, recording, broadcasting or otherwise now known or herein after developed without the previous express consent by the copyright owner, except for reproduction in daily press and regular printed publications on sale to the public within 60 days of the event related to those data/results and always provided that copyright symbol appears together as follows below.
© DORNA, 2024



Warm Up

MotoGP

Lap	Lap Time	T1	T2	T3	T4	Speed	Lap	Lap Time	T1	T2	T3	T4	Speed	
8th	21	Franco MORBIDELLI				DUCATI	ITA	1	1'59.042	33.962	27.616	17.650	25.511	
		Prima Pramac Racing						2	1'29.876	21.800	26.005	17.203	24.868	330.3
		Runs=1	Total laps=7	Full laps=6	Valid laps=6			3	1'29.210	21.463	25.922	16.973	24.852	336.5
Run #	1	Front Tyre Slick-Hard		Rear Tyre Slick-Soft				4	1'28.960	21.343	25.846	16.971	24.800	342.9
		6 Laps at start		4 Laps at start				5	1'33.930	25.771	26.092	17.095	24.972	340.7
1	1'52.069	33.970	27.551	17.983	25.419			6	1'28.654	21.031	25.759	17.074	24.790	345.0
2	1'30.486	22.422	25.967	17.197	24.900	309.6		7	1'44.687	26.197	35.057	17.608	25.825	338.6
3	1'28.924	21.500	25.794	17.081	24.549	320.5								
4	1'28.453	21.239	25.627	17.079	24.508	331.3								
5	1'28.149	21.220	25.611	16.901	24.417	333.4								
6	1'36.700	21.145	25.643	22.609	27.303	337.5								
7	1'29.665	21.002	25.599	16.992	26.072	341.8								
9th	12	Maverick VIÑALES				APRILIA	SPA	1	1'59.249	33.951	27.903	18.203	25.440	
		Aprilia Racing						2	1'30.695	22.175	26.206	17.406	24.908	301.0
		Runs=1	Total laps=7	Full laps=6	Valid laps=6			3	1'29.673	21.451	26.017	17.290	24.915	323.4
Run #	1	Front Tyre Slick-Hard		Rear Tyre Slick-Soft				4	1'29.293	21.365	26.008	17.252	24.668	331.3
		New Tyre		3 Laps at start				5	1'29.076	21.388	25.836	17.118	24.734	334.4
1	2'09.650	33.379	28.001	18.001	25.889			6	1'29.049	21.212	25.778	17.234	24.825	344.0
2	1'30.935	21.864	26.242	17.214	25.615	324.4		7	1'28.655	21.121	25.755	17.095	24.684	344.0
3	1'29.425	21.242	26.053	17.325	24.805	339.6								
4	1'30.393	21.984	26.419	17.179	24.811	341.8								
5	1'28.448	21.152	25.760	16.955	24.581	344.0								
6	1'28.612	21.076	25.788	16.956	24.792	344.0								
7	1'28.325	20.972	25.602	17.033	24.718	344.0								
10th	20	Fabio QUARTARARO				YAMAHA	FRA	1	2'09.525	33.818	28.231	18.156	25.919	
		Monster Energy Yamaha MotoGP Team						2	1'31.186	21.702	26.240	17.494	25.750	329.3
		Runs=1	Total laps=7	Full laps=6	Valid laps=6			3	1'29.540	21.316	26.074	17.287	24.863	331.3
Run #	1	Front Tyre Slick-Hard		Rear Tyre Slick-Soft				4	1'29.319	21.345	25.744	17.236	24.994	342.9
		4 Laps at start		4 Laps at start				5	1'29.216	21.261	25.887	17.182	24.886	341.8
1	1'59.022	33.227	27.861	18.045	25.536			6	1'29.518	21.404	25.891	17.161	25.062	327.3
2	1'30.753	22.151	26.157	17.405	25.040	310.4		7	1'28.793	20.972	25.827	17.230	24.764	339.6
3	1'29.388	21.318	25.920	17.229	24.921	340.7								
4	1'28.909	21.281	25.702	17.180	24.746	336.5								
5	1'34.013	21.208	30.367	17.199	25.239	335.4								
6	1'28.433	21.051	25.616	17.079	24.687	341.8								
7	1'28.440	21.053	25.733	17.016	24.638	342.9								
11th	41	Aleix ESPARGARO				APRILIA	SPA	1	1'57.079	34.215	28.249	18.043	25.468	
		Aprilia Racing						2	1'31.008	22.039	26.351	17.547	25.071	318.7
		Runs=1	Total laps=7	Full laps=6	Valid laps=6			3	1'33.181	21.566	28.834	17.785	24.996	335.4
Run #	1	Front Tyre Slick-Hard		Rear Tyre Slick-Soft				4	1'29.408	21.500	25.810	17.336	24.762	333.4
		4 Laps at start		6 Laps at start				5	1'29.138	21.386	25.744	17.250	24.758	337.5
1	2'04.963	34.161	28.661	18.545	27.294			6	1'29.294	21.420	25.909	17.288	24.677	333.4
2	1'33.016	22.432	27.872	17.542	25.170	324.4		7	1'28.837	21.130	25.826	17.196	24.685	333.4
3	1'30.647	21.666	26.589	17.348	25.044	333.4								
4	1'29.667	21.364	25.989	17.111	25.203	336.5								
5	1'33.585	21.378	29.283	17.874	25.050	344.0								
6	1'29.064	21.103	25.871	17.179	24.911	339.6								
7	1'28.651	21.274	25.700	17.039	24.638	341.8								
12th	25	Raul FERNANDEZ				APRILIA	SPA	1	1'55.347	34.068	30.002	18.275	25.653	
		Trackhouse Racing						2	1'33.185	21.713	28.806	17.529	25.137	336.5
		Runs=1	Total laps=7	Full laps=6	Valid laps=6			3	1'31.302	21.267	28.179	17.166	24.690	341.8
Run #	1	Front Tyre Slick-Medium		Rear Tyre Slick-Soft				4	1'31.113	21.276	27.924	17.180	24.733	334.4
		New Tyre		New Tyre				5	1'28.911	21.255	25.868	17.158	24.630	342.9
		8 Laps at start		4 Laps at start										

Fastest Lap: Marc MARQUEZ Gresini Racing MotoG SPA 1'27.812 20.860 25.486 16.921 24.545

These data/results cannot be reproduced, stored and/or transmitted in whole or in part by any manner of electronic, mechanical, photocopying, recording, broadcasting or otherwise now known or herein after developed without the previous express consent by the copyright owner, except for reproduction in daily press and regular printed publications on sale to the public within 60 days of the event related to those data/results and always provided that copyright symbol appears together as follows below.
© DORNA, 2024



Warm Up

MotoGP

Lap	Lap Time	T1	T2	T3	T4	Speed	Lap	Lap Time	T1	T2	T3	T4	Speed
6	1'28.924	21.172	25.968	17.063	24.721	339.6	Run # 1	Front Tyre	Slick-Medium	Rear Tyre	Slick-Soft		
7	1'28.853	21.191	25.913	17.037	24.712	341.8		New Tyre		New Tyre			

17th 30 **Takaaki NAKAGAMI** HONDA JPN
 IDEMITSU Honda LCR
 Runs=1 Total laps=7 Full laps=6 Valid laps=6

Run #	1	Front Tyre	Slick-Medium	Rear Tyre	Slick-Soft
		6 Laps at start		4 Laps at start	
1	2'17.727	35.080	29.864	18.901	26.593
2	1'32.150	22.639	26.714	17.611	25.186 306.1
3	1'30.295	21.925	26.054	17.471	24.845 337.5
4	1'29.337	21.307	25.924	17.263	24.843 336.5
5	1'29.080	21.356	25.865	17.230	24.629 335.4
6	1'28.856	21.302	25.712	17.123	24.719 336.5
7	1'39.778	25.787	28.708	19.403	25.880 272.9

18th 36 **Joan MIR** HONDA SPA
 Repsol Honda Team
 Runs=1 Total laps=7 Full laps=6 Valid laps=6

Run #	1	Front Tyre	Slick-Hard	Rear Tyre	Slick-Soft
		New Tyre		New Tyre	
1	1'58.376	33.306	27.934	17.964	26.057
2	1'30.477	21.861	26.048	17.419	25.149 335.4
3	1'29.961	21.391	26.290	17.240	25.040 337.5
4	1'29.939	21.370	26.437	17.257	24.875 341.8
5	1'28.914	21.197	25.670	17.132	24.915 340.7
6	1'37.732	27.405	26.834	17.404	26.089 340.7
7	1'44.662	32.705	27.748	18.084	26.125 263.6

19th 42 **Alex RINS** YAMAHA SPA
 Monster Energy Yamaha MotoGP Team
 Runs=1 Total laps=7 Full laps=6 Valid laps=6

Run #	1	Front Tyre	Slick-Medium	Rear Tyre	Slick-Soft
		New Tyre		3 Laps at start	
1	2'05.117	35.039	28.425	18.428	27.226
2	1'33.466	22.649	27.820	17.712	25.285 320.5
3	1'30.302	21.812	26.312	17.340	24.838 331.3
4	1'29.695	21.336	26.241	17.302	24.816 342.9
5	1'29.747	21.321	26.158	17.325	24.943 341.8
6	1'34.401	25.031	27.114	17.325	24.931 334.4
7	1'29.103	21.191	25.843	17.216	24.853 340.7

20th 32 **Lorenzo SAVADORI** APRILIA ITA
 Trackhouse Racing
 Runs=1 Total laps=7 Full laps=6 Valid laps=6

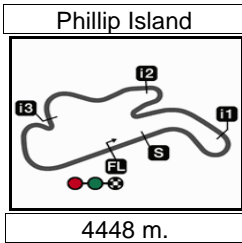
Run #	1	Front Tyre	Slick-Hard	Rear Tyre	Slick-Soft
		New Tyre		New Tyre	
1	2'10.569	33.744	34.076	19.336	25.678
2	1'30.732	21.849	26.262	17.607	25.014 319.6
3	1'30.326	21.714	26.331	17.447	24.834 332.3
4	1'38.738	23.259	32.817	17.670	24.992 326.3
5	1'30.285	21.578	26.268	17.483	24.956 330.3
6	1'36.375	25.290	27.626	17.903	25.556 331.3
7	1'31.123	21.793	26.393	17.565	25.372 329.3

21st 72 **Marco BEZZECCHI** DUCATI ITA
 Pertamina Enduro VR46 Racing Team
 Runs=1 Total laps=7 Full laps=6 Valid laps=6

Fastest Lap:	Marc MARQUEZ	Gresini Racing MotoG	SPA	1'27.812	20.860	25.486	16.921	24.545
---------------------	--------------	----------------------	-----	----------	--------	--------	--------	--------

These data/results cannot be reproduced, stored and/or transmitted in whole or in part by any manner of electronic, mechanical, photocopying, recording, broadcasting or otherwise now known or herein after developed without the previous express consent by the copyright owner, except for reproduction in daily press and regular printed publications on sale to the public within 60 days of the event related to those data/results and always provided that copyright symbol appears together as follows below.
 © DORNA, 2024





Results and timing service provided by **TISSOT**

Revised
MotoGP™

QATAR AIRWAYS AUSTRALIAN MOTORCYCLE GRAND PRIX
Official Starting Grid

Race : 27 laps = 120.096 km

28



1	1 1'27.296 89 Jorge MARTIN Ducati	2	2 1'27.890 93 Marc MARQUEZ Ducati	3	3 1'27.991 12 Maverick VIÑALES Aprilia
2	4 1'28.375 72 Marco BEZZECCHI Ducati	3	5 1'28.478 1 Francesco BAGNAIA Ducati	4	6 1'28.498 25 Raul FERNANDEZ Aprilia
3	7 1'28.622 21 Franco MORBIDELLI Ducati	4	8 1'29.009 73 Alex MARQUEZ Ducati	5	9 1'29.059 42 Alex RINS Yamaha
4	10 1'29.996 23 Enea BASTIANINI Ducati	5	11 1'30.290 33 Brad BINDER KTM	6	12 1'30.336 49 Fabio DI GIANNANTONIO Ducati
5	13 1'29.727 10 Luca MARINI Honda	6	14 1'29.786 5 Johann ZARCO Honda	7	15 1'29.909 43 Jack MILLER KTM
6	16 1'30.149 37 Augusto FERNANDEZ KTM	7	17 1'30.448 36 Joan MIR Honda	8	18 1'30.635 20 Fabio QUARTARARO Yamaha
7	19 1'31.808 41 Aleix ESPARGARO Aprilia	8	20 1'32.213 32 Lorenzo SAVADORI Aprilia	9	21 1'31.835 30 Takaaki NAKAGAMI Honda

FIM MotoGP Stewards long lap penalty for riders #72 & #73 & grid penalty for rider #30

The results are provisional until the end of the limit for protest and appeals and until the ratification of the Event Management Committee.
Time limit for protest expires 60' at the latest after publication of the results - Time:


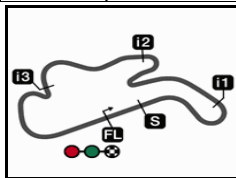
These data/results cannot be reproduced, stored and/or transmitted in whole or in part by any manner of electronic, mechanical, photocopying, recording, broadcasting or otherwise now known or herein after developed without the previous express consent by the copyright owner, except for reproduction in daily press and regular printed publications on sale to the public within 60 days of the event related to those data/results and always provided that copyright symbol appears together as follows below.
© DORNA, 2024

Official MotoGP Timing by **TISSOT**
www.motogp.com



Phillip Island, Sunday, October 20, 2024

Phillip Island

Results and timing service provided by  TISSOT

4448 m.

QATAR AIRWAYS AUSTRALIAN MOTORCYCLE GRAND PRIX

Warm Up

Best Partial Times


IT Ideal Lap Time, sum of the best partial times

BT Best Lap Time

T1		T2		T3		T4				IT		BT	
Pos	Rider	Time	Rider	Time	Rider	Time	Rider	Time	Pos	Rider	IT	BT	
1	F.BAGNAIA	20.847	J.MARTIN	25.473	F.DI GIANNANTO	16.840	F.MORBIDELLI	24.417	1	J.MARTIN	1'27.792	1'28.082	(4)
2	M.MARQUEZ	20.860	M.MARQUEZ	25.486	F.MORBIDELLI	16.901	J.MARTIN	24.447	2	M.MARQUEZ	1'27.810	1'27.812	(1)
3	E.BASTIANINI	20.898	E.BASTIANINI	25.550	M.MARQUEZ	16.921	F.BAGNAIA	24.456	3	F.BAGNAIA	1'27.859	1'27.859	(2)
4	J.MARTIN	20.917	J.MILLER	25.553	E.BASTIANINI	16.952	E.BASTIANINI	24.522	4	F.MORBIDELLI	1'27.919	1'28.149	(8)
5	F.DI GIANNANTO	20.952	F.BAGNAIA	25.555	M.VIÑALES	16.955	B.BINDER	24.533	5	E.BASTIANINI	1'27.922	1'28.040	(3)
6	J.ZARCO	20.972	B.BINDER	25.592	J.MARTIN	16.955	M.MARQUEZ	24.543	6	F.DI GIANNANTO	1'27.960	1'28.115	(6)
7	M.VIÑALES	20.972	F.MORBIDELLI	25.599	R.FERNANDEZ	16.971	J.MILLER	24.546	7	J.MILLER	1'28.088	1'28.088	(5)
8	J.MILLER	20.986	M.VIÑALES	25.602	B.BINDER	17.000	F.DI GIANNANTO	24.548	8	M.VIÑALES	1'28.110	1'28.325	(9)
9	B.BINDER	20.994	F.QUARTARARO	25.616	F.BAGNAIA	17.001	M.VIÑALES	24.581	9	B.BINDER	1'28.119	1'28.119	(7)
10	F.MORBIDELLI	21.002	F.DI GIANNANTO	25.620	J.MILLER	17.003	T.NAKAGAMI	24.629	10	F.QUARTARARO	1'28.321	1'28.433	(10)
11	R.FERNANDEZ	21.031	J.MIR	25.670	M.BEZZECCHI	17.006	A.MARQUEZ	24.630	11	A.ESPARGAR	1'28.480	1'28.651	(11)
12	F.QUARTARARO	21.051	A.ESPARGARO	25.700	F.QUARTARARO	17.016	F.QUARTARARO	24.638	12	R.FERNANDEZ	1'28.551	1'28.654	(12)
13	M.BEZZECCHI	21.086	T.NAKAGAMI	25.712	A.MARQUEZ	17.037	A.ESPARGARO	24.638	13	L.MARINI	1'28.639	1'28.655	(13)
14	A.ESPARGARO	21.103	J.ZARCO	25.744	A.ESPARGARO	17.039	M.BEZZECCHI	24.662	14	J.ZARCO	1'28.641	1'28.793	(14)
15	L.MARINI	21.121	A.FERNANDEZ	25.744	L.MARINI	17.095	L.MARINI	24.668	15	A.MARQUEZ	1'28.707	1'28.853	(16)
16	A.FERNANDEZ	21.130	L.MARINI	25.755	T.NAKAGAMI	17.123	A.FERNANDEZ	24.677	16	A.FERNANDEZ	1'28.747	1'28.837	(15)
17	A.MARQUEZ	21.172	R.FERNANDEZ	25.759	J.MIR	17.132	J.ZARCO	24.764	17	T.NAKAGAMI	1'28.766	1'28.856	(17)
18	A.RINS	21.191	A.RINS	25.843	J.ZARCO	17.161	R.FERNANDEZ	24.790	18	J.MIR	1'28.874	1'28.914	(18)
19	J.MIR	21.197	A.MARQUEZ	25.868	A.FERNANDEZ	17.196	A.RINS	24.816	19	A.RINS	1'29.066	1'29.103	(19)
20	T.NAKAGAMI	21.302	L.SAVADORI	26.262	A.RINS	17.216	L.SAVADORI	24.834	20	L.SAVADORI	1'30.121	1'30.285	(20)
21	L.SAVADORI	21.578	M.BEZZECCHI	27.450	L.SAVADORI	17.447	J.MIR	24.875	21	M.BEZZECCHI	1'30.204	1'30.358	(21)


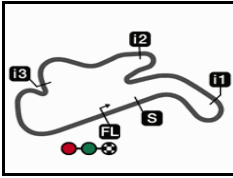
These data/results cannot be reproduced, stored and/or transmitted in whole or in part by any manner of electronic, mechanical, photocopying, recording, broadcasting or otherwise now known or herein after developed without the previous express consent by the copyright owner, except for reproduction in daily press and regular printed publications on sale to the public within 60 days of the event related to those data/results and always provided that copyright symbol appears together as follows below.

© DORNA, 2024

Official MotoGP Timing by TISSOT
www.motogp.com




Phillip Island

Results and timing service provided by **MotoGP™**

4448 m.

QATAR AIRWAYS AUSTRALIAN MOTORCYCLE GRAND PRIX**Warm Up****Fastest Laps Sequence**

<i>Practice Time</i>	 <i>Rider</i>	<i>Nation</i>	<i>Motorcycle</i>	<i>Time</i>	<i>Km/h</i>	<i>Rider's Lap</i>
3'22.348	49 Fabio DI GIANNANTONI	ITA	DUCATI	1'30.426	177.0	2
3'28.918	25 Raul FERNANDEZ	SPA	APRILIA	1'29.876	178.1	2
3'46.643	89 Jorge MARTIN	SPA	DUCATI	1'28.971	179.9	2
4'51.282	49 Fabio DI GIANNANTONI	ITA	DUCATI	1'28.934	180.0	3
4'51.479	21 Franco MORBIDELLI	ITA	DUCATI	1'28.924	180.0	3
5'05.484	1 Francesco BAGNAIA	ITA	DUCATI	1'28.483	180.9	3
5'14.854	89 Jorge MARTIN	SPA	DUCATI	1'28.211	181.5	3
6'33.658	1 Francesco BAGNAIA	ITA	DUCATI	1'28.174	181.6	4
6'42.936	89 Jorge MARTIN	SPA	DUCATI	1'28.082	181.7	4
8'09.497	23 Enea BASTIANINI	ITA	DUCATI	1'28.056	181.8	5
9'29.629	1 Francesco BAGNAIA	ITA	DUCATI	1'27.859	182.2	6
9'39.542	93 Marc MARQUEZ	SPA	DUCATI	1'27.812	182.3	6

These data/results cannot be reproduced, stored and/or transmitted in whole or in part by any manner of electronic, mechanical, photocopying, recording, broadcasting or otherwise now known or herein after developed without the previous express consent by the copyright owner, except for reproduction in daily press and regular printed publications on sale to the public within 60 days of the event related to those data/results and always provided that copyright symbol appears together as follows below.

© DORNA, 2024

Official MotoGP Timing by TISSOT
www.motogp.com

**Phillip Island, Sunday, October 20, 2024**