
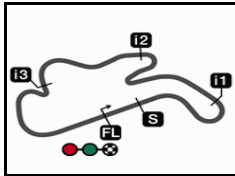



Phillip Island

Results and timing service provided by **MotoGP™**

4448 m.

**QATAR AIRWAYS AUSTRALIAN MOTORCYCLE GRAND PRIX****Free Practice Nr. 2****Classification****10**

	Rider	Nation	Team	Motorcycle	Time	Lap	Total	Gap	Top Speed
1	93 <b>Marc MARQUEZ</b>	SPA	Gresini Racing MotoGP	DUCATI	<b>1'35.325</b>	15	15		<b>331.3</b>
2	12 <b>Maverick VIÑALES</b>	SPA	Aprilia Racing	APRILIA	<b>1'36.200</b>	14	14	0.875 0.875	<b>326.3</b>
3	5 <b>Johann ZARCO</b>	FRA	CASTROL Honda LCR	HONDA	<b>1'36.314</b>	12	12	0.989 0.114	<b>325.4</b>
4	89 <b>Jorge MARTIN</b>	SPA	Prima Pramac Racing	DUCATI	<b>1'36.578</b>	16	20	1.253 0.264	<b>328.3</b>
5	73 <b>Alex MARQUEZ</b>	SPA	Gresini Racing MotoGP	DUCATI	<b>1'36.604</b>	12	14	1.279 0.026	<b>332.3</b>
6	20 <b>Fabio QUARTARARO</b>	FRA	Monster Energy Yamaha MotoGP	YAMAHA	<b>1'36.864</b>	16	16	1.539 0.260	<b>323.4</b>
7	72 <b>Marco BEZZECCHI</b>	ITA	Pertamina Enduro VR46 Racing Te	DUCATI	<b>1'36.868</b>	17	17	1.543 0.004	<b>333.4</b>
8	1 <b>Francesco BAGNAIA</b>	ITA	Ducati Lenovo Team	DUCATI	<b>1'37.054</b>	13	15	1.729 0.186	<b>336.5</b>
9	31 <b>Pedro ACOSTA</b>	SPA	Red Bull GASGAS Tech3	KTM	<b>1'37.136</b>	14	14	1.811 0.082	<b>327.3</b>
10	33 <b>Brad BINDER</b>	RSA	Red Bull KTM Factory Racing	KTM	<b>1'37.174</b>	17	19	1.849 0.038	<b>328.3</b>
11	37 <b>Augusto FERNANDEZ</b>	SPA	Red Bull GASGAS Tech3	KTM	<b>1'37.232</b>	17	17	1.907 0.058	<b>322.5</b>
12	23 <b>Enea BASTIANINI</b>	ITA	Ducati Lenovo Team	DUCATI	<b>1'37.334</b>	15	17	2.009 0.102	<b>328.3</b>
13	25 <b>Raul FERNANDEZ</b>	SPA	Trackhouse Racing	APRILIA	<b>1'37.588</b>	12	12	2.263 0.254	<b>318.7</b>
14	10 <b>Luca MARINI</b>	ITA	Repsol Honda Team	HONDA	<b>1'37.616</b>	13	13	2.291 0.028	<b>321.5</b>
15	21 <b>Franco MORBIDELLI</b>	ITA	Prima Pramac Racing	DUCATI	<b>1'37.738</b>	12	12	2.413 0.122	<b>324.4</b>
16	43 <b>Jack MILLER</b>	AUS	Red Bull KTM Factory Racing	KTM	<b>1'37.965</b>	9	11	2.640 0.227	<b>322.5</b>
17	42 <b>Alex RINS</b>	SPA	Monster Energy Yamaha MotoGP	YAMAHA	<b>1'38.037</b>	11	13	2.712 0.072	<b>317.7</b>
18	49 <b>Fabio DI GIANNANTONIO</b>	ITA	Pertamina Enduro VR46 Racing Te	DUCATI	<b>1'38.115</b>	11	11	2.790 0.078	<b>317.7</b>
19	36 <b>Joan MIR</b>	SPA	Repsol Honda Team	HONDA	<b>1'38.242</b>	11	12	2.917 0.127	<b>323.4</b>
20	32 <b>Lorenzo SAVADORI</b>	ITA	Trackhouse Racing	APRILIA	<b>1'38.382</b>	14	16	3.057 0.140	<b>317.7</b>
21	41 <b>Aleix ESPARGARO</b>	SPA	Aprilia Racing	APRILIA	<b>1'39.535</b>	6	11	4.210 1.153	<b>325.4</b>
22	30 <b>Takaaki NAKAGAMI</b>	JPN	IDEMITSU Honda LCR	HONDA	<b>1'39.842</b>	7	10	4.517 0.307	<b>315.9</b>

**Practice condition: Wet**

Air: 12°

Humidity: 80%

Ground: 15°

<b>Fastest Lap:</b>	Lap: 15	<b>Marc MARQUEZ</b>	<b>1'35.325</b>	167.9 Km/h
<b>Best Race Lap:</b>	2013	<b>Marc MARQUEZ</b>	<b>1'28.108</b>	181.7 Km/h
<b>All-Time Lap Record:</b>	2023	<b>Jorge MARTIN</b>	<b>1'27.246</b>	183.5 Km/h

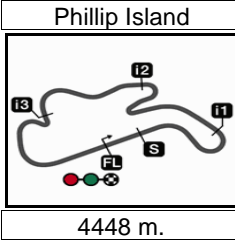
The results are provisional until the end of the limit for protest and appeals.

Time limit for protest expires 60' after publication of the results - ..... Time: .....

These data/results cannot be reproduced, stored and/or transmitted in whole or in part by any manner of electronic, mechanical, photocopying, recording, broadcasting or otherwise now known or herein after developed without the previous express consent by the copyright owner, except for reproduction in daily press and regular printed publications on sale to the public within 60 days of the event related to those data/results and always provided that copyright symbol appears together as follows below.

© DORNA, 2024

Official MotoGP Timing by **TISSOT**  
www.motogp.com**Phillip Island, Saturday, October 19, 2024**



## QATAR AIRWAYS AUSTRALIAN MOTORCYCLE GRAND PRIX

## Free Practice Nr. 2

## Top Speed &amp; Average

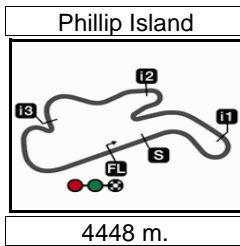
12



Rider	Nation	Motorcycle	Top 5 speeds					Average	Top
1 <b>Francesco BAGNAIA</b>	ITA	DUCATI	336.5	334.4	331.3	329.3	325.4	330.4	<b>336.5</b>
72 <b>Marco BEZZECCHI</b>	ITA	DUCATI	333.4	330.3	330.3	329.3	328.3	330.0	<b>333.4</b>
73 <b>Alex MARQUEZ</b>	SPA	DUCATI	332.3	331.3	329.3	328.3	327.3	329.7	<b>332.3</b>
93 <b>Marc MARQUEZ</b>	SPA	DUCATI	331.3	331.3	329.3	327.3	326.3	329.1	<b>331.3</b>
23 <b>Enea BASTIANINI</b>	ITA	DUCATI	328.3	326.3	326.3	324.4	324.4	325.5	<b>328.3</b>
33 <b>Brad BINDER</b>	RSA	KTM	328.3	326.3	321.5	319.6	318.7	322.9	<b>328.3</b>
89 <b>Jorge MARTIN</b>	SPA	DUCATI	328.3	328.3	324.4	320.5	320.5	323.8	<b>328.3</b>
31 <b>Pedro ACOSTA</b>	SPA	KTM	327.3	326.3	323.4	317.7	316.8	322.3	<b>327.3</b>
12 <b>Maverick VIÑALES</b>	SPA	APRILIA	326.3	324.4	323.4	322.5	322.5	323.6	<b>326.3</b>
5 <b>Johann ZARCO</b>	FRA	HONDA	325.4	324.4	324.4	324.4	315.0	322.7	<b>325.4</b>
41 <b>Aleix ESPARGARO</b>	SPA	APRILIA	325.4	322.5	316.8	315.0	307.8	315.9	<b>325.4</b>
21 <b>Franco MORBIDELLI</b>	ITA	DUCATI	324.4	321.5	317.7	315.9	315.0	318.9	<b>324.4</b>
20 <b>Fabio QUARTARARO</b>	FRA	YAMAHA	323.4	321.5	320.5	319.6	318.7	320.7	<b>323.4</b>
36 <b>Joan MIR</b>	SPA	HONDA	323.4	323.4	323.4	321.5	321.5	322.3	<b>323.4</b>
37 <b>Augusto FERNANDEZ</b>	SPA	KTM	322.5	320.5	318.7	315.9	315.9	318.7	<b>322.5</b>
43 <b>Jack MILLER</b>	AUS	KTM	322.5	321.5	320.5	316.8	315.9	319.4	<b>322.5</b>
10 <b>Luca MARINI</b>	ITA	HONDA	321.5	314.0	312.2	304.3	300.1	308.7	<b>321.5</b>
25 <b>Raul FERNANDEZ</b>	SPA	APRILIA	318.7	314.0	314.0	313.1	313.1	314.6	<b>318.7</b>
32 <b>Lorenzo SAVADORI</b>	ITA	APRILIA	317.7	314.0	312.2	307.8	306.1	311.6	<b>317.7</b>
42 <b>Alex RINS</b>	SPA	YAMAHA	317.7	315.0	314.0	313.1	311.3	314.2	<b>317.7</b>
49 <b>Fabio DI GIANNANTONIO</b>	ITA	DUCATI	317.7	317.7	314.0	308.7	303.5	310.9	<b>317.7</b>
30 <b>Takaaki NAKAGAMI</b>	JPN	HONDA	315.9	315.9	314.0	313.1	313.1	314.4	<b>315.9</b>

These data/results cannot be reproduced, stored and/or transmitted in whole or in part by any manner of electronic, mechanical, photocopying, recording, broadcasting or otherwise now known or herein after developed without the previous express consent by the copyright owner, except for reproduction in daily press and regular printed publications on sale to the public within 60 days of the event related to those data/results and always provided that copyright symbol appears together as follows below.

© DORNA, 2024



Results and timing service provided by TISSOT

MotoGP™

QATAR AIRWAYS AUSTRALIAN MOTORCYCLE GRAND PRIX

Free Practice Nr. 2

Chronological Analysis of Performances

13

\* Lap / Sector time cancelled      T1 Time from finish line to 1st intermediate      T3 Time from 2nd intermed. to 3rd intermed.  
P Crossing the finish line in pit lane      T2 Time from 1st intermed. to 2nd intermed.      T4 Time from 3rd intermediate to finish line  
\*\*Tyre data subject to further updates

Lap	Lap Time	T1	T2	T3	T4	Speed	Lap	Lap Time	T1	T2	T3	T4	Speed		
<b>1st</b>	<b>93</b>	<b>Marc MARQUEZ</b>				DUCATI	SPA	<b>3rd</b>	<b>5</b>	<b>Johann ZARCO</b>				HONDA	FRA
		Gresini Racing MotoGP								CASTROL Honda LCR					
		Runs=2	Total laps=15	Full laps=12	Valid laps=12				Runs=3	Total laps=12	Full laps=7	Valid laps=7			
Run #	1	Front Tyre	Wet-Soft	Rear Tyre	Wet-Soft		Run #	1	Front Tyre	Wet-Soft	Rear Tyre	Wet-Soft			
		New Tyre		New Tyre					New Tyre		New Tyre				
1	3'10.281	36.473	32.331	20.847	29.193		1	2'25.449	36.568	33.350	20.938	29.024			
2	1'41.076	24.121	29.775	19.688	27.492	307.8	2	1'44.285	24.994	30.963	20.109	28.219	300.1		
3	1'38.308	23.294	28.734	19.095	27.185	321.5	3	1'40.649	23.949	29.457	19.338	27.905	301.0		
4	1'37.841	23.265	28.563	19.019	26.994	311.3	4	1'40.700	24.244	29.703	19.389	27.364	289.7		
5	1'41.560	23.776	29.283	19.692	28.809	305.2	5	1'39.389	23.577	29.185	19.139	27.488	315.0		
6	1'40.350	23.323	28.915	20.160	27.952	315.9	6	1'34.655 P	23.572	29.124	19.331	22.628	313.1		
7	1'37.078	23.203	28.263	18.721	26.891	324.4									
8	1'39.838 P	26.047	30.531	19.483	23.777	326.3	<b>Run # 2</b>								
									6 Laps at start		6 Laps at start				
<b>Run # 2</b>		Front Tyre	Wet-Soft	Rear Tyre	Wet-Soft		7	1'53.687	35.499	30.789	19.527	27.872			
		8 Laps at start		8 Laps at start			8	1'43.901	23.529	32.484	19.987	27.901	324.4		
9	1'56.004	35.970	32.301	20.298	27.435		9	1'38.084	23.328	28.561	19.062	27.133	324.4		
10	1'38.509	23.622	28.547	19.410	26.930	322.5	10	1'42.790 P	23.997	29.226	21.845	27.722	295.2		
11	1'36.470	22.939	28.277	18.907	26.347	327.3									
12	1'51.388	25.017	36.002	22.252	28.117	325.4	<b>Run # 3</b>								
13	1'36.068	22.815	28.148	18.781	26.324	331.3			10 Laps at start		10 Laps at start				
14	1'49.655	26.013	34.261	19.792	29.589	329.3	11	1'51.956	34.243	29.644	19.839	28.230			
15	1'35.325	22.708	27.680	18.643	26.294	331.3	12	1'36.314	22.977	27.809	18.964	26.564	325.4		
									PIT	23.899	28.889	19.952	22.504	324.4	
<b>2nd</b>	<b>12</b>	<b>Maverick VIÑALES</b>				APRILIA	SPA	<b>4th</b>	<b>89</b>	<b>Jorge MARTIN</b>				DUCATI	SPA
		Aprilia Racing								Prima Pramac Racing					
		Runs=2	Total laps=14	Full laps=11	Valid laps=11				Runs=3	Total laps=20	Full laps=16	Valid laps=16			
Run #	1	Front Tyre	Wet-Soft	Rear Tyre	Wet-Soft		Run #	1	Front Tyre	Wet-Soft	Rear Tyre	Wet-Soft			
		New Tyre		New Tyre					New Tyre		New Tyre				
1	2'39.172	35.658	31.956	20.675	29.064		1	2'12.186 P	37.958	33.256	21.729	25.064			
2	1'41.658	24.577	29.852	19.697	27.532	290.5	<b>Run # 2</b>								
3	1'39.675	23.711	28.880	19.233	27.851	304.3			New Tyre		New Tyre				
4	1'38.949	23.371	29.179	19.187	27.212	322.5	2	1'57.269	36.161	31.928	20.491	28.689			
5	1'38.235	23.199	28.780	19.120	27.136	323.4	3	1'41.110	24.448	29.588	19.535	27.539	309.6		
6	1'39.173	23.277	28.880	19.364	27.652	310.4	4	1'39.593	23.803	29.312	19.169	27.309	312.2		
7	1'38.149	23.290	28.818	18.972	27.069	322.5	5	1'42.662	24.700	29.377	20.027	28.558	308.7		
8	1'40.283	23.238	30.215	19.410	27.420	320.5	6	1'38.658	23.402	28.803	19.240	27.213	306.9		
9	1'38.103	23.023	28.667	19.264	27.149	322.5	7	1'40.437	23.385	29.770	19.812	27.470	318.7		
10	1'37.766 P	24.830	30.117	19.557	23.262	319.6	8	1'35.659 P	23.377	28.786	19.256	24.240	318.7		
<b>Run # 2</b>		Front Tyre	Wet-Medium	Rear Tyre	Wet-Medium		<b>Run # 3</b>		Front Tyre	Wet-Soft	Rear Tyre	Wet-Soft			
		New Tyre		New Tyre					7 Laps at start		7 Laps at start				
11	1'51.378	34.440	29.619	19.922	27.397		9	1'53.816	35.113	30.393	20.359	27.951			
12	1'37.248	23.433	28.258	18.701	26.856	315.0	10	1'40.807	23.921	29.638	19.468	27.780	311.3		
13	1'43.349	24.255	32.772	19.158	27.164	324.4	11	1'39.021	23.592	29.079	19.145	27.205	319.6		
14	1'36.200	22.784	28.363	18.585	26.468	326.3	12	1'47.554	24.604	29.856	21.611	31.483	313.1		
		PIT	24.669	30.567	19.247	23.601	321.5	13	1'38.279	23.556	28.752	19.072	26.899	320.5	

**Fastest Lap:** Marc MARQUEZ      Gresini Racing MotoG      SPA      1'35.325      22.708      27.680      18.643      26.294

These data/results cannot be reproduced, stored and/or transmitted in whole or in part by any manner of electronic, mechanical, photocopying, recording, broadcasting or otherwise now known or herein after developed without the previous express consent by the copyright owner, except for reproduction in daily press and regular printed publications on sale to the public within 60 days of the event related to those data/results and always provided that copyright symbol appears together as follows below.  
© DORNA, 2024



# Free Practice Nr. 2

# MotoGP

Lap	Lap Time	T1	T2	T3	T4	Speed
14	1'44.044	25.580	30.582	20.143	27.739	307.8
15	1'37.189	23.114	28.515	18.799	26.761	320.5
16	1'36.578	22.962	28.118	18.864	26.634	320.5
17	1'49.010	27.582	33.115	20.825	27.488	315.0
18	1'37.559	22.998	28.372	19.071	27.118	328.3
19	1'37.603	22.956	28.369	19.352	26.926	324.4
20	1'38.593	23.061	28.520	19.953	27.059	328.3

<b>5th</b>	<b>73</b>	<b>Alex MARQUEZ</b>	DUCATI	SPA
Gresini Racing MotoGP				
Runs=2		Total laps=14		Full laps=11 Valid laps=11

Run #	1	Front Tyre	Wet-Soft	Rear Tyre	Wet-Soft	
			New Tyre		New Tyre	
1	2'15.143	37.290	33.025	21.531	29.598	
2	1'44.149	25.057	30.539	20.195	28.358	303.5
3	1'41.350	24.292	29.524	19.602	27.932	306.1
4	1'39.835	23.857	29.119	19.363	27.496	317.7
5	1'39.579	23.753	29.178	19.250	27.398	321.5
6	1'46.448	25.378	31.566	21.206	28.298	317.7
7	1'38.427	23.336	28.749	19.141	27.201	329.3
8	1'38.222	P 24.332	30.289	19.997	23.604	326.3

Run #	2	Front Tyre	Wet-Medium	Rear Tyre	Wet-Medium	
			New Tyre		New Tyre	
9	1'59.842	37.640	33.740	20.237	28.225	
10	1'39.793	24.180	29.027	19.222	27.364	313.1
11	1'37.795	23.274	28.653	18.970	26.898	328.3
12	1'36.604	22.886	28.173	18.791	26.754	331.3
13	1'49.184	23.523	31.270	25.760	28.631	332.3
14	1'36.815	23.054	28.270	18.830	26.661	322.5
	PIT	23.074	30.532	20.004	24.614	327.3

<b>6th</b>	<b>20</b>	<b>Fabio QUARTARARO</b>	YAMAHA	FRA
Monster Energy Yamaha MotoGP Team				
Runs=2		Total laps=16		Full laps=13 Valid laps=13

Run #	1	Front Tyre	Wet-Soft	Rear Tyre	Wet-Soft	
			New Tyre		New Tyre	
1	2'32.593	37.120	31.888	20.606	29.073	
2	1'42.101	24.229	29.864	19.889	28.119	295.2
3	1'41.479	24.462	29.635	19.522	27.860	286.6
4	1'40.224	23.824	29.293	19.375	27.732	302.6
5	1'40.319	23.732	29.335	19.439	27.813	304.3
6	1'39.539	23.475	29.282	19.255	27.527	313.1
7	1'39.817	P 23.505	32.288	20.011	24.013	315.0

Run #	2	Front Tyre	Wet-Soft	Rear Tyre	Wet-Soft	
			7 Laps at start		7 Laps at start	
8	1'52.617	35.631	29.703	19.712	27.571	
9	1'39.379	23.556	29.109	19.296	27.418	315.9
10	1'38.656	23.373	28.868	19.111	27.304	318.7
11	1'38.586	23.374	28.773	19.222	27.217	319.6
12	1'56.288	28.625	35.953	21.035	30.675	315.9
13	1'37.453	23.105	28.622	18.933	26.793	316.8
14	1'37.340	22.948	28.359	18.976	27.057	314.0
15	1'52.017	29.352	33.426	21.155	28.084	321.5
16	1'36.864	23.033	28.225	18.963	26.643	323.4
	PIT	23.894	30.042	19.543	22.615	320.5

<b>7th</b>	<b>72</b>	<b>Marco BEZZECCHI</b>	DUCATI	ITA
Pertamina Enduro VR46 Racing Team				
Runs=3		Total laps=17		Full laps=12 Valid laps=12

Run #	1	Front Tyre	Wet-Soft	Rear Tyre	Wet-Soft	
			New Tyre		New Tyre	
1	2'17.817	38.393	34.033	21.900	30.004	
2	1'47.737	25.466	33.638	20.648	27.985	297.6
3	1'37.869	P 24.240	29.725	19.720	24.184	301.0

Run #	2	Front Tyre	Wet-Soft	Rear Tyre	Wet-Soft	
			3 Laps at start		3 Laps at start	
4	1'58.874	37.954	31.975	20.702	28.243	
5	1'41.062	24.122	29.526	19.609	27.805	303.5
6	1'38.866	23.489	29.020	19.154	27.203	316.8
7	1'39.173	23.630	28.991	19.301	27.251	330.3
8	1'38.597	23.314	28.951	19.204	27.128	320.5
9	1'38.923	P 23.268	30.586	20.360	24.709	325.4

Run #	3	Front Tyre	Wet-Soft	Rear Tyre	Wet-Soft	
			9 Laps at start		9 Laps at start	
10	2'01.608	35.831	36.394	22.116	27.267	
11	1'37.312	22.967	28.595	19.037	26.713	333.4
12	1'37.568	23.134	28.528	19.155	26.751	328.3
13	1'51.723	27.257	38.014	19.451	27.001	324.4
14	1'40.644	24.469	29.345	19.707	27.123	330.3
15	1'44.784	22.901	34.463	19.924	27.496	328.3
16	1'37.193	23.026	28.294	19.072	26.801	326.3
17	1'36.868	22.911	28.187	19.041	26.729	329.3

<b>8th</b>	<b>1</b>	<b>Francesco BAGNAIA</b>	DUCATI	ITA
Ducati Lenovo Team				
Runs=3		Total laps=15		Full laps=10 Valid laps=10

Run #	1	Front Tyre	Wet-Soft	Rear Tyre	Wet-Soft	
			New Tyre		New Tyre	
1	2'32.767	36.843	31.660	20.694	29.652	
2	1'42.001	24.628	29.791	19.803	27.779	290.5
3	1'40.726	24.150	29.335	19.651	27.590	302.6
4	1'40.014	23.569	29.286	19.560	27.599	311.3
5	1'39.296	23.591	28.985	19.337	27.383	315.0
6	1'38.782	23.315	28.971	19.243	27.253	317.7
7	1'38.621	23.322	28.727	19.249	27.323	329.3
8	1'39.865	P 23.987	33.290	19.335	23.253	325.4

Run #	2	Front Tyre	Wet-Soft	Rear Tyre	Wet-Soft	
			8 Laps at start		8 Laps at start	
9	1'50.432	34.610	29.055	19.405	27.362	
10	1'38.370	23.649	28.402	19.211	27.108	312.2
11	1'37.824	23.322	28.365	19.157	26.980	325.4
12	1'37.705	23.170	28.475	19.187	26.873	334.4
13	1'37.054	23.051	28.202	19.078	26.723	331.3
14	1'45.311	P 23.202	38.984	20.156	22.969	336.5

Run #	3	Front Tyre	Wet-Soft	Rear Tyre	Wet-Soft	
			14 Laps at start		14 Laps at start	
15	1'48.340	34.212	28.288	19.192	26.648	

<b>Fastest Lap:</b>	Marc MARQUEZ	Gresini Racing MotoG	SPA	1'35.325	22.708	27.680	18.643	26.294
---------------------	--------------	----------------------	-----	----------	--------	--------	--------	--------

These data/results cannot be reproduced, stored and/or transmitted in whole or in part by any manner of electronic, mechanical, photocopying, recording, broadcasting or otherwise now known or herein after developed without the previous express consent by the copyright owner, except for reproduction in daily press and regular printed publications on sale to the public within 60 days of the event related to those data/results and always provided that copyright symbol appears together as follows below.  
© DORNA, 2024



# Free Practice Nr. 2

MotoGP

Lap	Lap Time	T1	T2	T3	T4	Speed	Lap	Lap Time	T1	T2	T3	T4	Speed	
<b>9th</b>	<b>31</b>	<b>Pedro ACOSTA</b>				KTM	SPA	2	<b>1'45.397</b>	25.609	31.012	20.567	28.209	263.6
		Red Bull GASGAS Tech3						3	<b>1'42.986</b>	24.460	30.099	20.228	28.199	283.6
		Runs=2		Total laps=14	Full laps=11	Valid laps=11	4	<b>1'43.909</b>	24.648	31.269	20.066	27.926	282.9	
Run #	1	Front Tyre	Wet-Soft	Rear Tyre	Wet-Soft									
		<b>New Tyre</b>		<b>New Tyre</b>				5	<b>1'40.432</b>	24.118	29.288	19.611	27.415	299.3
1	2'22.100	36.467	32.997	21.139	29.465			6	<b>1'39.386</b>	23.705	28.919	19.377	27.385	302.6
2	<b>1'44.945</b>	25.972	31.083	20.002	27.888	256.1		7	<b>1'40.541</b>	23.814	29.261	19.784	27.682	315.9
3	<b>1'43.010</b>	24.541	30.271	19.945	28.253	281.4		8	<b>1'39.989</b>	23.666	29.223	19.396	27.704	315.0
4	<b>1'41.470</b>	24.504	30.261	19.387	27.318	282.1		9	1'36.107 P	23.540	29.044	19.506	24.017	311.3
5	<b>1'39.111</b>	23.501	29.318	19.158	27.134	307.8		<b>Run # 2</b>	<b>Front Tyre</b>	<b>Wet-Soft</b>	<b>Rear Tyre</b>	<b>Wet-Medium</b>		
6	<b>1'41.154</b>	23.663	28.999	19.527	28.965	290.5		<b>9 Laps at start</b>				<b>New Tyre</b>		
7	<b>1'38.667</b>	23.269	29.066	19.119	27.213	323.4		10	1'56.971	37.251	31.323	20.363	28.034	
8	<b>1'44.018</b>	25.841	31.697	19.005	27.475	306.1		11	<b>1'40.176</b>	24.159	29.239	19.439	27.339	302.6
9	<b>1'37.863</b>	23.207	28.597	19.009	27.050	317.7		12	<b>1'42.754</b>	25.846	30.212	19.463	27.233	318.7
10	1'34.819 P	23.128	28.759	19.079	23.853	326.3		13	<b>1'38.228</b>	23.470	28.379	19.171	27.208	315.9
		<b>Run # 2</b>	<b>Front Tyre</b>	<b>Wet-Soft</b>	<b>Rear Tyre</b>	<b>Wet-Soft</b>		14	<b>1'43.355</b>	23.465	28.639	22.969	28.282	307.8
		<b>10 Laps at start</b>		<b>10 Laps at start</b>				15	<b>1'37.302</b>	23.172	28.224	19.050	26.856	322.5
11	1'56.353	38.100	30.879	19.878	27.496			16	<b>1'44.698</b>	23.323	32.060	21.380	27.935	312.2
12	<b>1'38.674</b>	23.947	28.550	19.040	27.137	310.4		17	1'37.232	23.203	28.201	18.959	26.869	320.5
13	<b>1'37.158</b>	23.185	28.375	18.844	26.754	327.3								
14	1'37.136	23.145	28.176	18.760	27.055	315.0								
	PIT	23.048	28.181	38.218	28.261	316.8								
<b>10th</b>	<b>33</b>	<b>Brad BINDER</b>				KTM	RSA							
		Red Bull KTM Factory Racing												
		Runs=2		Total laps=19	Full laps=16	Valid laps=16								
Run #	1	Front Tyre	Wet-Soft	Rear Tyre	Wet-Soft									
		<b>New Tyre</b>		<b>New Tyre</b>				1	2'21.195	38.990	33.939	21.631	29.621	
1	2'19.094	38.430	33.380	21.680	30.005			2	<b>1'45.419</b>	25.399	31.430	20.432	28.158	291.2
2	<b>1'47.350</b>	25.802	32.562	20.681	28.305	277.1		3	<b>1'43.192</b>	24.794	30.265	20.010	28.123	286.6
3	<b>1'43.105</b>	24.544	30.311	20.176	28.074	287.4		4	<b>1'40.818</b>	24.322	29.358	19.552	27.586	301.0
4	<b>1'40.862</b>	24.478	29.284	19.549	27.551	303.5		5	<b>1'41.030</b>	23.788	30.227	19.506	27.509	306.9
5	<b>1'53.472</b>	23.511	31.623	29.537	28.801	302.6		6	<b>1'39.853</b>	23.821	29.253	19.427	27.352	307.8
6	<b>1'40.059</b>	23.711	29.381	19.479	27.488	301.0		7	<b>1'38.860</b>	23.448	28.942	19.210	27.260	326.3
7	<b>1'39.505</b>	23.678	29.155	19.321	27.351	309.6		8	1'42.511 P	26.387	30.666	22.105	23.353	318.7
8	1'41.173 P	24.493	31.950	19.790	24.940	293.6		<b>Run # 2</b>	<b>Front Tyre</b>	<b>Wet-Soft</b>	<b>Rear Tyre</b>	<b>Wet-Soft</b>		
		<b>8 Laps at start</b>		<b>8 Laps at start</b>				<b>8 Laps at start</b>						
9	1'55.626	35.794	31.612	20.143	28.077			9	1'52.819	35.632	29.956	19.564	27.667	
10	<b>1'39.965</b>	23.720	29.208	19.567	27.470	308.7		10	<b>1'39.003</b>	23.928	28.757	19.151	27.167	307.8
11	<b>1'40.234</b>	23.733	29.708	19.378	27.415	314.0		11	<b>1'38.499</b>	23.580	28.763	19.039	27.117	324.4
12	<b>1'39.325</b>	23.448	28.863	19.411	27.603	321.5		12	<b>1'38.037</b>	23.518	28.611	18.914	26.994	324.4
13	<b>2'05.121</b>	30.297	34.303	25.913	34.608	311.3		13	<b>1'37.793</b>	23.231	28.635	18.983	26.944	324.4
14	<b>1'38.633</b>	23.532	28.637	19.213	27.251	316.8		14	<b>1'40.852</b>	24.043	29.134	20.069	27.606	324.4
15	<b>1'38.674</b>	23.427	28.924	19.096	27.227	326.3		15	1'37.334	23.112	28.420	18.947	26.855	328.3
16	<b>1'58.964</b>	23.349	37.801	28.569	29.245	319.6		16	1'37.232 P	24.194	29.774	19.929	23.335	326.3
17	1'37.174	22.977	28.268	19.002	26.927	318.7		<b>Run # 3</b>	<b>Front Tyre</b>	<b>Wet-Soft</b>	<b>Rear Tyre</b>	<b>Wet-Soft</b>		
18	<b>1'37.333</b>	22.897	28.367	19.050	27.019	328.3		<b>16 Laps at start</b>				<b>16 Laps at start</b>		
19	<b>2'02.185</b>	32.525	34.635	26.374	28.651	315.0		17	1'49.489	34.331	28.698	19.239	27.221	
<b>11th</b>	<b>37</b>	<b>Augusto FERNANDEZ</b>				KTM	SPA							
		Red Bull GASGAS Tech3												
		Runs=2		Total laps=17	Full laps=14	Valid laps=14								
Run #	1	Front Tyre	Wet-Soft	Rear Tyre	Wet-Soft									
		<b>New Tyre</b>		<b>New Tyre</b>				1	2'43.135	35.313	31.327	20.058	28.239	
1	2'21.435	38.695	34.600	21.624	29.494			2	<b>1'40.895</b>	24.156	29.491	19.463	27.785	302.6
2								3	<b>1'39.366</b>	23.582	29.244	19.270	27.270	312.2
3								4	<b>1'39.619</b>	23.613	29.209	19.375	27.422	313.1
4								5	<b>1'42.748</b>	24.033	30.459	20.253	28.003	301.8

**Fastest Lap:** Marc MARQUEZ      Gresini Racing MotoGP      SPA      **1'35.325**      22.708      27.680      18.643      26.294

These data/results cannot be reproduced, stored and/or transmitted in whole or in part by any manner of electronic, mechanical, photocopying, recording, broadcasting or otherwise now known or herein after developed without the previous express consent by the copyright owner, except for reproduction in daily press and regular printed publications on sale to the public within 60 days of the event related to those data/results and always provided that copyright symbol appears together as follows below.  
© DORNA, 2024

Official MotoGP Timing by TISSOT  
www.motogp.com



# Free Practice Nr. 2

MotoGP

Lap	Lap Time	T1	T2	T3	T4	Speed	Lap	Lap Time	T1	T2	T3	T4	Speed	
6	<b>1'41.307</b>	24.159	30.094	19.523	27.531	314.0	<b>16th</b> <b>43</b> <b>Jack MILLER</b> Red Bull KTM Factory Racing Runs=2 Total laps=11 Full laps=8 Valid laps=8							
7	<b>1'38.657</b>	<u>23.271</u>	28.954	19.117	27.315	313.1								
8	1'36.706	P 23.371	30.041	19.754	<u>23.540</u>	<u>318.7</u>								
<b>Run # 2</b>	<b>Front Tyre</b>	<b>Wet-Soft</b>	<b>Rear Tyre</b>	<b>Wet-Soft</b>				<b>Run # 1</b>	<b>Front Tyre</b>	<b>Wet-Soft</b>	<b>Rear Tyre</b>	<b>Wet-Soft</b>		
			8 Laps at start		8 Laps at start						New Tyre		New Tyre	
9	1'51.989	35.226	29.576	19.562	27.625			1	2'26.781	36.842	32.300	20.728	28.830	
10	<b>1'39.113</b>	24.393	28.828	18.938	<u>26.954</u>	297.6		2	<b>1'42.610</b>	24.754	30.212	19.791	27.853	282.9
11	<b>1'38.211</b>	23.691	28.561	<u>18.917</u>	27.042	309.6		3	<b>1'40.490</b>	23.813	29.193	19.556	27.928	296.0
12	<u>1'37.588</u>	23.348	<u>28.260</u>	18.983	26.997	314.0		4	<b>1'39.552</b>	23.938	28.836	19.365	27.413	316.8
	PIT	30.195	33.132	20.644	23.790	310.4		5	<b>1'38.934</b>	23.489	28.641	19.236	27.568	320.5
								6	1'46.446	P 23.510	35.722	23.103	<u>24.111</u>	<u>322.5</u>
<b>14th</b> <b>10</b> <b>Luca MARINI</b>	Repsol Honda Team		HONDA		ITA		<b>Run # 2</b>	<b>Front Tyre</b>	<b>Wet-Soft</b>	<b>Rear Tyre</b>	<b>Wet-Soft</b>			
			Runs=3 Total laps=13 Full laps=8 Valid laps=8							6 Laps at start		6 Laps at start		
<b>Run # 1</b>	<b>Front Tyre</b>	<b>Wet-Soft</b>	<b>Rear Tyre</b>	<b>Wet-Soft</b>			7	1'54.710	37.015	30.088	19.803	27.804		
			New Tyre		New Tyre		8	<b>1'39.109</b>	23.687	28.486	19.673	27.263	315.9	
1	2'21.493	37.262	33.142	21.641	29.349		9	<u>1'37.965</u>	23.383	<u>28.332</u>	<u>19.212</u>	<u>27.038</u>	311.3	
2	<b>1'45.467</b>	25.699	31.094	20.601	28.073	259.8	10	<b>1'39.709</b>	23.973	29.306	19.386	27.044	307.8	
3	<b>1'43.936</b>	24.753	30.312	20.006	28.865	275.7	11	<b>1'38.168</b>	<u>23.143</u>	28.581	19.260	27.184	321.5	
4	<b>1'41.678</b>	24.558	29.807	19.703	27.610	280.7		PIT	28.136	31.329	20.362	25.527	302.6	
5	<b>1'40.293</b>	23.904	29.299	19.613	27.477	293.6								
6	1'42.952	P 23.738	29.245	19.654	30.315	300.1	<b>Run # 2</b>	<b>Front Tyre</b>	<b>Wet-Soft</b>	<b>Rear Tyre</b>	<b>Wet-Soft</b>			
										8 Laps at start		8 Laps at start		
<b>Run # 2</b>	<b>Front Tyre</b>	<b>Wet-Soft</b>	<b>Rear Tyre</b>	<b>Wet-Soft</b>			9	1'55.175	36.212	30.654	20.169	28.140		
			6 Laps at start		6 Laps at start		10	<b>1'40.142</b>	24.076	29.246	19.376	27.444	300.1	
7	1'55.175	36.212	30.654	20.169	28.140		11	<b>1'39.096</b>	23.510	29.016	19.131	27.439	304.3	
8	<b>1'40.142</b>	24.076	29.246	19.376	27.444	300.1	12	1'36.804	P 23.534	28.955	19.342	<u>24.973</u>	314.0	
9	<b>1'39.096</b>	23.510	29.016	19.131	27.439	304.3								
10	1'36.804	P 23.534	28.955	19.342	<u>24.973</u>	314.0	<b>Run # 3</b>	<b>Front Tyre</b>	<b>Wet-Soft</b>	<b>Rear Tyre</b>	<b>Wet-Soft</b>			
										10 Laps at start		10 Laps at start		
<b>Run # 3</b>	<b>Front Tyre</b>	<b>Wet-Soft</b>	<b>Rear Tyre</b>	<b>Wet-Soft</b>			11	1'59.603	38.538	31.308	21.018	28.739		
			10 Laps at start		10 Laps at start		12	<b>1'43.056</b>	24.155	32.470	19.332	27.099	299.3	
11	1'59.603	38.538	31.308	21.018	28.739		13	<u>1'37.616</u>	<u>23.079</u>	<u>28.722</u>	<u>19.055</u>	<u>26.760</u>	312.2	
12	<b>1'43.056</b>	24.155	32.470	19.332	27.099	299.3		PIT	23.744	29.973	19.412	23.424	<u>321.5</u>	
13	<u>1'37.616</u>	<u>23.079</u>	<u>28.722</u>	<u>19.055</u>	<u>26.760</u>	312.2								
	PIT	23.744	29.973	19.412	23.424	<u>321.5</u>								
<b>15th</b> <b>21</b> <b>Franco MORBIDELLI</b>	Prima Pramac Racing		DUCATI		ITA		<b>Run # 2</b>	<b>Front Tyre</b>	<b>Wet-Soft</b>	<b>Rear Tyre</b>	<b>Wet-Soft</b>			
			Runs=3 Total laps=12 Full laps=7 Valid laps=7							8 Laps at start		8 Laps at start		
<b>Run # 1</b>	<b>Front Tyre</b>	<b>Wet-Soft</b>	<b>Rear Tyre</b>	<b>Wet-Soft</b>			9	1'54.563	36.500	30.230	19.934	27.899		
			New Tyre		New Tyre		10	<b>1'38.754</b>	23.665	28.706	19.249	27.134	<u>317.7</u>	
1	2'09.750	38.344	33.072	21.308	30.806		11	<u>1'38.037</u>	<u>23.372</u>	<u>28.512</u>	<u>19.072</u>	27.081	315.0	
2	<b>1'44.959</b>	25.820	30.899	20.083	28.157	284.4	12	1'41.348	P 26.527	31.138	20.202	<u>23.481</u>	310.4	
3	<b>1'40.357</b>	24.194	29.452	19.289	27.422	302.6								
4	<b>1'38.391</b>	23.654	28.763	18.932	27.042	313.1	<b>Run # 3</b>	<b>Front Tyre</b>	<b>Wet-Soft</b>	<b>Rear Tyre</b>	<b>Wet-Soft</b>			
5	<b>1'50.637</b>	26.757	35.452	21.046	27.382	321.5				12 Laps at start		12 Laps at start		
6	1'34.442	P <u>23.192</u>	28.720	<u>18.863</u>	<u>23.667</u>	315.0	13	1'48.673	33.654	28.757	19.197	<u>27.065</u>		
<b>Run # 2</b>	<b>Front Tyre</b>	<b>Wet-Soft</b>	<b>Rear Tyre</b>	<b>Wet-Soft</b>			<b>Run # 3</b>	<b>Front Tyre</b>	<b>Wet-Soft</b>	<b>Rear Tyre</b>	<b>Wet-Soft</b>			
			6 Laps at start		6 Laps at start					8 Laps at start		8 Laps at start		
7	1'56.461	37.950	30.704	19.803	28.004		1	2'19.110	37.229	32.519	21.114	29.287		
8	<b>1'39.772</b>	24.193	29.034	19.255	27.290	305.2	2	<b>1'42.543</b>	24.529	30.247	19.996	27.771	288.9	
9	<b>1'40.794</b>	23.439	28.657	20.799	27.899	317.7	3	<b>1'40.528</b>	23.975	29.452	19.650	27.451	285.1	
10	1'36.407	P 23.217	28.318	19.024	<u>25.848</u>	<u>324.4</u>	4	<b>1'39.631</b>	23.700	29.333	19.355	27.243	301.0	
							5	<b>1'39.400</b>	23.591	29.289	19.302	27.218	303.5	
<b>Run # 3</b>	<b>Front Tyre</b>	<b>Wet-Soft</b>	<b>Rear Tyre</b>	<b>Wet-Soft</b>			6	<b>1'38.406</b>	23.394	28.905	<u>19.022</u>	<u>27.085</u>	308.7	
			10 Laps at start		10 Laps at start		7	1'40.942	P 24.424	30.756	20.221	25.541	314.0	
11	1'53.120	36.154	29.471	19.665	27.830									
12	<u>1'37.738</u>	23.451	<u>28.298</u>	19.155	<u>26.834</u>	315.9								

**Fastest Lap:** Marc MARQUEZ Gresini Racing MotoG SPA **1'35.325** 22.708 27.680 18.643 26.294

These data/results cannot be reproduced, stored and/or transmitted in whole or in part by any manner of electronic, mechanical, photocopying, recording, broadcasting or otherwise now known or herein after developed without the previous express consent by the copyright owner, except for reproduction in daily press and regular printed publications on sale to the public within 60 days of the event related to those data/results and always provided that copyright symbol appears together as follows below.  
© DORNA, 2024

Official MotoGP Timing by TISSOT  
www.motogp.com



# Free Practice Nr. 2

MotoGP

Lap	Lap Time	T1	T2	T3	T4	Speed	Lap	Lap Time	T1	T2	T3	T4	Speed
<b>19th 36</b>		<b>Joan MIR</b>		HONDA		SPA							
		Repsol Honda Team											
		Runs=2		Total laps=12		Full laps=9	Valid laps=9						
Run #	2	Front Tyre	Wet-Soft	Rear Tyre	Wet-Soft		Run #	1	Front Tyre	Wet-Soft	Rear Tyre	Wet-Soft	
		7 Laps at start		7 Laps at start					New Tyre		New Tyre		
8	1'55.101	36.657	30.693	20.047	27.704		1	2'26.187	36.652	33.546	21.642	29.256	
9	<b>1'38.955</b>	23.697	28.813	19.134	27.311	303.5	2	<b>1'45.165</b>	25.190	30.931	20.640	28.404	281.4
10	<b>1'40.073</b>	23.292	29.558	19.507	27.716	<b>317.7</b>	3	<b>1'42.992</b>	24.224	30.193	20.182	28.393	303.5
11	<b>1'38.115</b>	<b>23.200</b>	<b>28.780</b>	19.048	27.087	317.7	4	<b>1'41.496</b>	23.992	29.853	19.881	27.770	306.1
PIT		26.790	35.405	21.151	25.621	297.6	5	<b>1'39.990</b>	23.616	29.393	19.495	27.486	307.8
							6	<b>1'39.535</b>	<b>23.472</b>	<b>29.184</b>	19.458	<b>27.421</b>	307.8
							7	<b>1'42.531</b>	25.856	29.377	<b>19.359</b>	27.939	322.5
							8	1'41.170	P 25.125	31.793	20.279	<b>23.973</b>	<b>325.4</b>
<b>22nd 30</b>		<b>Takaaki NAKAGAMI</b>		HONDA		JPN							
		IDEMITSU Honda LCR											
		Runs=2		Total laps=10		Full laps=7	Valid laps=7						
Run #	2	Front Tyre	Wet-Soft	Rear Tyre	Wet-Soft		Run #	1	Front Tyre	Wet-Soft	Rear Tyre	Wet-Soft	
		8 Laps at start		8 Laps at start					New Tyre		New Tyre		
9	1'56.114	36.636	30.906	20.396	28.176		9	1'56.114	36.636	30.906	20.396	28.176	
10	<b>1'43.268</b>	24.198	29.867	19.947	29.256	316.8	10	<b>1'43.268</b>	24.198	29.867	19.947	29.256	316.8
11	<b>1'42.546</b>	24.272	31.118	19.613	27.543	302.6	11	<b>1'42.546</b>	24.272	31.118	19.613	27.543	302.6
PIT		23.821	29.418	19.995	25.193	315.0							
<b>20th 32</b>		<b>Lorenzo SAVADORI</b>		APRILIA		ITA							
		Trackhouse Racing											
		Runs=2		Total laps=16		Full laps=13	Valid laps=13						
Run #	1	Front Tyre	Wet-Soft	Rear Tyre	Wet-Soft		Run #	2	Front Tyre	Wet-Soft	Rear Tyre	Wet-Soft	
		7 Laps at start		7 Laps at start					8 Laps at start		8 Laps at start		
8	1'52.016	35.652	29.355	19.548	27.461		8	1'52.016	35.652	29.355	19.548	27.461	
9	<b>1'38.988</b>	23.528	28.717	19.321	27.422	<b>323.4</b>	9	<b>1'38.988</b>	23.528	28.717	19.321	27.422	<b>323.4</b>
10	<b>1'38.839</b>	23.417	28.753	19.289	27.380	321.5	10	<b>1'38.839</b>	23.417	28.753	19.289	27.380	321.5
11	<b>1'38.242</b>	<b>23.201</b>	<b>28.540</b>	<b>19.246</b>	27.255	323.4	11	<b>1'38.242</b>	<b>23.201</b>	<b>28.540</b>	<b>19.246</b>	27.255	323.4
12	<b>1'46.935</b>	29.635	30.437	19.663	<b>27.200</b>	321.5	12	<b>1'46.935</b>	29.635	30.437	19.663	<b>27.200</b>	321.5
PIT		23.287	29.989	19.979	24.572	323.4							
<b>21st 41</b>		<b>Aleix ESPARGARO</b>		APRILIA		SPA							
		Aprilia Racing											
		Runs=2		Total laps=11		Full laps=8	Valid laps=8						
Run #	2	Front Tyre	Wet-Soft	Rear Tyre	Wet-Soft		Run #	1	Front Tyre	Wet-Soft	Rear Tyre	Wet-Soft	
		8 Laps at start		8 Laps at start					New Tyre		New Tyre		
9	2'00.197	40.050	32.497	19.967	27.683		9	1'58.036	38.500	31.385	20.129	28.022	
10	<b>1'40.022</b>	24.017	29.241	19.521	27.243	290.5	10	<b>1'40.715</b>	24.039	29.194	19.352	28.130	313.1
11	<b>1'39.645</b>	23.981	29.222	19.364	27.078	307.8	PIT		24.143	45.126	44.739	36.455	313.1
12	<b>1'46.973</b>	26.636	32.476	20.047	27.814	302.6							
13	<b>1'39.553</b>	24.020	29.109	19.451	26.973	298.5							
14	<b>1'38.382</b>	<b>23.577</b>	<b>28.729</b>	<b>19.136</b>	<b>26.940</b>	<b>317.7</b>							
15	<b>1'45.148</b>	25.675	31.149	20.244	28.080	297.6							
16	<b>1'40.264</b>	24.068	29.171	19.574	27.451	290.5							
PIT		25.603	30.213	20.390	23.861	293.6							


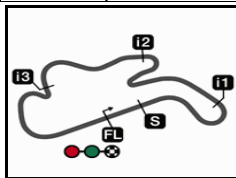
**Fastest Lap:** Marc MARQUEZ      Gresini Racing MotoG      SPA      **1'35.325**      22.708      27.680      18.643      26.294

These data/results cannot be reproduced, stored and/or transmitted in whole or in part by any manner of electronic, mechanical, photocopying, recording, broadcasting or otherwise now known or herein after developed without the previous express consent by the copyright owner, except for reproduction in daily press and regular printed publications on sale to the public within 60 days of the event related to those data/results and always provided that copyright symbol appears together as follows below.  
© DORNA, 2024

Official MotoGP Timing by TISSOT  
www.motogp.com



Phillip Island

Results and timing service provided by  TISSOT

4448 m.

# QATAR AIRWAYS AUSTRALIAN MOTORCYCLE GRAND PRIX

## Free Practice Nr. 2

### Best Partial Times

# MotoGP™

*IT* Ideal Lap Time, sum of the best partial times

*BT* Best Lap Time

T1		T2		T3		T4				IT		BT	
Pos	Rider	Time	Rider	Time	Rider	Time	Rider	Time	Pos	Rider	IT	BT	
1	M.MARQUEZ	22.708	M.MARQUEZ	27.680	M.VIÑALES	18.585	M.MARQUEZ	26.294	1	M.MARQUEZ	1'35.325	1'35.325	(1)
2	M.VIÑALES	22.784	J.ZARCO	27.809	M.MARQUEZ	18.643	M.VIÑALES	26.468	2	M.VIÑALES	1'36.095	1'36.200	(2)
3	A.MARQUEZ	22.886	J.MARTIN	28.118	P.ACOSTA	18.760	J.ZARCO	26.564	3	J.ZARCO	1'36.314	1'36.314	(3)
4	B.BINDER	22.897	A.MARQUEZ	28.173	A.MARQUEZ	18.791	J.MARTIN	26.634	4	J.MARTIN	1'36.507	1'36.578	(4)
5	M.BEZZECCHI	22.901	P.ACOSTA	28.176	J.MARTIN	18.799	F.QUARTARARO	26.643	5	A.MARQUEZ	1'36.511	1'36.604	(5)
6	F.QUARTARARO	22.948	M.BEZZECCHI	28.187	F.MORBIDELLI	18.863	F.BAGNAIA	26.648	6	P.ACOSTA	1'36.738	1'37.136	(9)
7	J.MARTIN	22.956	A.FERNANDEZ	28.201	E.BASTIANINI	18.914	A.MARQUEZ	26.661	7	F.QUARTARAR	1'36.749	1'36.864	(6)
8	J.ZARCO	22.977	F.BAGNAIA	28.202	R.FERNANDEZ	18.917	M.BEZZECCHI	26.713	8	M.BEZZECCHI	1'36.838	1'36.868	(7)
9	P.ACOSTA	23.048	F.QUARTARARO	28.225	F.QUARTARARO	18.933	P.ACOSTA	26.754	9	F.BAGNAIA	1'36.979	1'37.054	(8)
10	F.BAGNAIA	23.051	M.VIÑALES	28.258	A.FERNANDEZ	18.959	L.MARINI	26.760	10	B.BINDER	1'37.094	1'37.174	(10)
11	L.MARINI	23.079	R.FERNANDEZ	28.260	J.ZARCO	18.964	F.MORBIDELLI	26.834	11	F.MORBIDELLI	1'37.187	1'37.738	(15)
12	E.BASTIANINI	23.112	B.BINDER	28.268	B.BINDER	19.002	E.BASTIANINI	26.855	12	A.FERNANDEZ	1'37.188	1'37.232	(11)
13	J.MILLER	23.143	F.MORBIDELLI	28.298	F.DI GIANNANTO	19.022	A.FERNANDEZ	26.856	13	E.BASTIANINI	1'37.301	1'37.334	(12)
14	A.FERNANDEZ	23.172	J.MILLER	28.332	M.BEZZECCHI	19.037	B.BINDER	26.927	14	R.FERNANDEZ	1'37.402	1'37.588	(13)
15	F.MORBIDELLI	23.192	E.BASTIANINI	28.420	L.MARINI	19.055	L.SAVADORI	26.940	15	L.MARINI	1'37.616	1'37.616	(14)
16	DI GIANNANTO	23.200	A.RINS	28.512	A.RINS	19.072	R.FERNANDEZ	26.954	16	J.MILLER	1'37.725	1'37.965	(16)
17	J.MIR	23.201	J.MIR	28.540	F.BAGNAIA	19.078	J.MILLER	27.038	17	A.RINS	1'38.021	1'38.037	(17)
18	R.FERNANDEZ	23.271	L.MARINI	28.722	L.SAVADORI	19.136	A.RINS	27.065	18	F.DI GIANNAN	1'38.087	1'38.115	(18)
19	A.RINS	23.372	L.SAVADORI	28.729	J.MILLER	19.212	F.DI GIANNANTO	27.085	19	J.MIR	1'38.187	1'38.242	(19)
20	ESPARGARO	23.472	F.DI GIANNANTO	28.780	J.MIR	19.246	J.MIR	27.200	20	L.SAVADORI	1'38.382	1'38.382	(20)
21	L.SAVADORI	23.577	T.NAKAGAMI	29.039	T.NAKAGAMI	19.325	A.ESPARGARO	27.421	21	A.ESPARGAR	1'39.436	1'39.535	(21)
22	T.NAKAGAMI	23.696	A.ESPARGARO	29.184	A.ESPARGARO	19.359	T.NAKAGAMI	27.782	22	T.NAKAGAMI	1'39.842	1'39.842	(22)

These data/results cannot be reproduced, stored and/or transmitted in whole or in part by any manner of electronic, mechanical, photocopying, recording, broadcasting or otherwise now known or herein after developed without the previous express consent by the copyright owner, except for reproduction in daily press and regular printed publications on sale to the public within 60 days of the event related to those data/results and always provided that copyright symbol appears together as follows below.


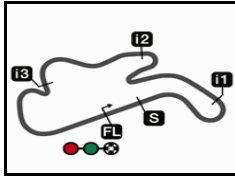
© DORNA, 2024

Official MotoGP Timing by  TISSOT  
www.motogp.com





Phillip Island

Results and timing service provided by **MotoGP™**

4448 m.

**QATAR AIRWAYS AUSTRALIAN MOTORCYCLE GRAND PRIX****Free Practice Nr. 2****Fastest Laps Sequence**

<i>Practice Time</i>	 <i>Rider</i>	<i>Nation</i>	<i>Motorcycle</i>	<i>Time</i>	<i>Km/h</i>	<i>Rider's Lap</i>
<b>3'54.709</b>	21 <b>Franco MORBIDELLI</b>	ITA	DUCATI	<b>1'44.959</b>	152.5	2
<b>3'59.292</b>	73 <b>Alex MARQUEZ</b>	SPA	DUCATI	<b>1'44.149</b>	153.7	2
<b>4'01.653</b>	49 <b>Fabio DI GIANNANTONI</b>	ITA	DUCATI	<b>1'42.543</b>	156.1	2
<b>4'14.694</b>	20 <b>Fabio QUARTARARO</b>	FRA	YAMAHA	<b>1'42.101</b>	156.8	2
<b>4'14.768</b>	1 <b>Francesco BAGNAIA</b>	ITA	DUCATI	<b>1'42.001</b>	156.9	2
<b>4'20.830</b>	12 <b>Maverick VIÑALES</b>	SPA	APRILIA	<b>1'41.658</b>	157.5	2
<b>4'24.030</b>	25 <b>Raul FERNANDEZ</b>	SPA	APRILIA	<b>1'40.895</b>	158.7	2
<b>5'35.066</b>	21 <b>Franco MORBIDELLI</b>	ITA	DUCATI	<b>1'40.357</b>	159.5	3
<b>6'00.505</b>	12 <b>Maverick VIÑALES</b>	SPA	APRILIA	<b>1'39.675</b>	160.6	3
<b>6'03.396</b>	25 <b>Raul FERNANDEZ</b>	SPA	APRILIA	<b>1'39.366</b>	161.1	3
<b>6'29.665</b>	93 <b>Marc MARQUEZ</b>	SPA	DUCATI	<b>1'38.308</b>	162.8	3
<b>8'07.506</b>	93 <b>Marc MARQUEZ</b>	SPA	DUCATI	<b>1'37.841</b>	163.6	4
<b>13'06.494</b>	93 <b>Marc MARQUEZ</b>	SPA	DUCATI	<b>1'37.078</b>	164.9	7
<b>31'09.767</b>	1 <b>Francesco BAGNAIA</b>	ITA	DUCATI	<b>1'37.054</b>	164.9	13
<b>32'56.542</b>	73 <b>Alex MARQUEZ</b>	SPA	DUCATI	<b>1'36.604</b>	165.7	12
<b>34'05.769</b>	89 <b>Jorge MARTIN</b>	SPA	DUCATI	<b>1'36.578</b>	165.8	16
<b>34'37.716</b>	93 <b>Marc MARQUEZ</b>	SPA	DUCATI	<b>1'36.470</b>	165.9	11
<b>36'00.662</b>	12 <b>Maverick VIÑALES</b>	SPA	APRILIA	<b>1'36.200</b>	166.4	14
<b>38'05.172</b>	93 <b>Marc MARQUEZ</b>	SPA	DUCATI	<b>1'36.068</b>	166.6	13
<b>41'30.152</b>	93 <b>Marc MARQUEZ</b>	SPA	DUCATI	<b>1'35.325</b>	167.9	15

These data/results cannot be reproduced, stored and/or transmitted in whole or in part by any manner of electronic, mechanical, photocopying, recording, broadcasting or otherwise now known or herein after developed without the previous express consent by the copyright owner, except for reproduction in daily press and regular printed publications on sale to the public within 60 days of the event related to those data/results and always provided that copyright symbol appears together as follows below.

© DORNA, 2024

Official MotoGP Timing by TISSOT  
www.motogp.com



Phillip Island, Saturday, October 19, 2024