


Phillip Island

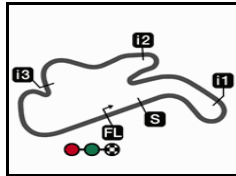
Results and timing service provided by 

Moto3™

QATAR AIRWAYS AUSTRALIAN MOTORCYCLE GRAND PRIX

Qualifying Nr. 1

Classification



4448 m.



	Rider	Nation	Team	Motorcycle	Time	Lap	Total	Gap	Top Speed
1	12 Jacob ROULSTONE	AUS	Red Bull GASGAS Tech3	GASGAS	1'36.688	9	9		238.6
2	31 Adrian FERNANDEZ	SPA	Leopard Racing	HONDA	1'36.810	7	7	0.122 0.122	239.2
3	64 David MUÑOZ	SPA	BOE Motorsports	KTM	1'37.063	6	6	0.375 0.253	243.5
4	72 Taiyo FURUSATO	JPN	Honda Team Asia	HONDA	1'37.369	6	7	0.681 0.306	240.8
5	10 Nicola CARRARO	ITA	LEVELUP - MTA	KTM	1'37.716	9	9	1.028 0.347	242.9
6	22 David ALMANSA	SPA	Kopron Rivacold Snipers Team	HONDA	1'37.860	4	4	1.172 0.144	238.6
7	78 Joel ESTEBAN	SPA	CFMOTO Gaviota Aspar Team	CFMOTO	1'37.971	6	9	1.283 0.111	238.6
8	85 Xabi ZURUTUZA	SPA	Red Bull KTM Ajo	KTM	1'38.531	7	8	1.843 0.560	242.9
9	54 Riccardo ROSSI	ITA	CIP Green Power	KTM	1'39.079	7	7	2.391 0.548	236.5
10	55 Noah DETTWILER	SWI	CIP Green Power	KTM	1'39.426	7	7	2.738 0.347	236.5
11	8 Eddie O'SHEA	GBR	FleetSafe Honda - MLav Racing	HONDA	1'39.645	6	9	2.957 0.219	241.3
12	5 Tatchakorn BUASRI	THA	Honda Team Asia	HONDA	1'39.987	6	9	3.299 0.342	238.6

Practice condition: Dry

Air: 14°

Humidity: 76%

Ground: 29°

Fastest Lap:	Lap: 9	Jacob ROULSTONE	1'36.688	165.6 Km/h
Best Race Lap:	2014	Jack MILLER	1'36.302	166.2 Km/h
All-Time Lap Record:	2022	Ayumu SASAKI	1'35.854	167.0 Km/h

The results are provisional until the end of the limit for protest and appeals.

Time limit for protest expires 60' after publication of the results - Time:

These data/results cannot be reproduced, stored and/or transmitted in whole or in part by any manner of electronic, mechanical, photocopying, recording, broadcasting or otherwise now known or herein after developed without the previous express consent by the copyright owner, except for reproduction in daily press and regular printed publications on sale to the public within 60 days of the event related to those data/results and always provided that copyright symbol appears together as follows below.

© DORNA, 2024


Official MotoGP Timing by TISSOT

www.motogp.com

Phillip Island, Saturday, October 19, 2024



Phillip Island

Results and timing service provided by **Moto3™****QATAR AIRWAYS AUSTRALIAN MOTORCYCLE GRAND PRIX****Qualifying Nr. 1****Top Speed & Average****21A***Rider**Nation**Motorcycle**Top 5 speeds**Average**Top*

64	David MUÑOZ	SPA	KTM	243.5	242.4	238.1	236.5	236.5	239.4	243.5
10	Nicola CARRARO	ITA	KTM	242.9	242.9	240.8	240.8	240.2	241.3	242.9
85	Xabi ZURUTUZA	SPA	KTM	242.9	241.8	241.3	240.8	239.7	241.3	242.9
8	Eddie O'SHEA	GBR	HONDA	241.3	237.1	236.5	236.0	236.0	237.2	241.3
72	Taiyo FURUSATO	JPN	HONDA	240.8	238.1	236.5	236.5	235.5	237.5	240.8
31	Adrian FERNANDEZ	SPA	HONDA	239.2	238.6	237.6	237.6	237.6	238.0	239.2
5	Tatchakorn BUASRI	THA	HONDA	238.6	237.1	236.5	235.5	235.5	236.6	238.6
12	Jacob ROULSTONE	AUS	GASGAS	238.6	238.6	238.6	237.6	237.6	238.1	238.6
22	David ALMANSA	SPA	HONDA	236.0	235.5	235.5			235.7	238.6
78	Joel ESTEBAN	SPA	CFMOTO	238.6	238.1	237.6	237.1	237.1	237.7	238.6
54	Riccardo ROSSI	ITA	KTM	236.5	236.5	232.5	232.5	232.0	234.0	236.5
55	Noah DETTWILER	SWI	KTM	236.5	235.5	234.5	232.0	230.5	233.8	236.5

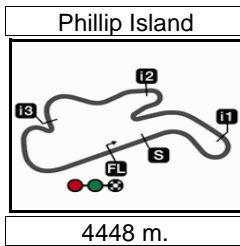
These data/results cannot be reproduced, stored and/or transmitted in whole or in part by any manner of electronic, mechanical, photocopying, recording, broadcasting or otherwise now known or herein after developed without the previous express consent by the copyright owner, except for reproduction in daily press and regular printed publications on sale to the public within 60 days of the event related to those data/results and always provided that copyright symbol appears together as follows below.

© DORNA, 2024

Official MotoGP Timing by TISSOT
www.motogp.com



Phillip Island, Saturday, October 19, 2024



Results and timing service provided by **TISSOT**

Moto3™

QATAR AIRWAYS AUSTRALIAN MOTORCYCLE GRAND PRIX
Qualifying Nr. 1
Chronological Analysis of Performances

22A

* Lap / Sector time cancelled T1 Time from finish line to 1st intermediate T3 Time from 2nd intermed. to 3rd intermed.
P Crossing the finish line in pit lane T2 Time from 1st intermed. to 2nd intermed. T4 Time from 3rd intermediate to finish line

Lap	Lap Time	T1	T2	T3	T4	Speed	Lap	Lap Time	T1	T2	T3	T4	Speed							
1st 12 Jacob ROULSTONE Red Bull GASGAS Te AUS Runs=1 Total laps=9 Full laps=8 Valid laps=7							2	1'39.243	24.242	28.441	18.898	27.662	239.7	3	1'38.768	23.786	28.299	18.920	27.763	242.9
1	2'03.907	34.441	29.782	18.987	29.207		4	1'38.731	23.874	28.321	18.946	27.590	240.8	5	1'41.647 *	24.79 *	28.447	19.264	29.145	240.2
2	1'39.495	24.337	28.626	18.852	27.680	237.6	6	1'38.057	23.695	28.030	18.782	27.550	242.9	7	1'38.041	23.715	28.121	18.736	27.469	240.8
3	1'38.405	23.970	28.279	18.658	27.498	236.5	8	1'38.649	24.041	28.194	18.949	27.465	240.2	9	1'37.716	23.640	27.885	18.762	27.429	239.2
4	1'37.863	23.682	28.157	18.601	27.423	237.6														
5	1'42.234 *	24.68 *	29.047	19.344	29.160	237.1														
6	1'37.740	23.622	28.120	18.522	27.476	238.6														
7	1'37.307	23.546	27.989	18.453	27.319	237.6														
8	1'37.457	23.334	27.979	18.520	27.624	238.6														
9	1'36.688	23.328	27.729	18.456	27.175	238.6														
2nd 31 Adrian FERNANDEZ Leopard Racing SPA Runs=2 Total laps=7 Full laps=4 Valid laps=4							6th 22 David ALMANSA Kopron Rivacold Snip SPA Runs=1 Total laps=4 Full laps=3 Valid laps=3													
1	2'19.261	32.565	28.598	19.709	27.365		1	1'54.724	34.127	28.945	19.067	28.279		2	1'39.024	23.779	28.553	18.862	27.830	235.5
2	1'39.147	23.666	29.491	18.643	27.347	237.6	3	1'37.929	23.579	28.014	18.724	27.612	235.5	4	1'37.860	23.563	28.069	18.732	27.496	236.0
3	1'37.534	23.786	28.006	18.506	27.236	237.6														
4	1'37.532	23.604	28.005	18.547	27.376	237.6														
5	1'34.869 P	24.03 *	29.872	18.573	22.386	237.6														
6	1'44.721	31.171	28.000	18.514	27.036															
7	1'36.810	23.409	27.985	18.437	26.979	239.2														
	PIT	23.444	28.403	18.748	23.766	238.6														
3rd 64 David MUÑOZ BOE Motorsports SPA Runs=1 Total laps=6 Full laps=5 Valid laps=4							7th 78 Joel ESTEBAN CFMOTO Gaviota Asp SPA Runs=1 Total laps=9 Full laps=8 Valid laps=7													
1	2'25.357	31.919	29.796	18.594	27.723		1	2'20.091	32.028	28.869	19.205	27.594		2	1'39.066	24.590	28.146	18.700	27.630	237.6
2	1'37.702	23.491	28.169	18.847	27.195	242.4	3	1'38.390	23.943	28.208	18.791	27.448	237.1	4	1'42.817	23.974	30.243	20.209	28.391	237.1
3	1'37.308	23.664	27.913	18.563	27.168	232.5	5	1'39.693 *	24.22 *	28.529	18.787	28.149	238.6	6	1'37.971	23.896	27.890	18.720	27.465	234.0
4	1'39.385	23.616	28.128	18.828	28.813	236.5	7	1'38.606	23.881	28.078	18.858	27.789	238.1	8	1'45.371	26.184	29.678	19.790	29.719	234.5
5	1'40.471 *	24.44 *	28.455	18.686	28.886	236.5	9	1'38.204	23.905	28.080	18.744	27.475	236.0							
6	1'37.063	23.366	27.795	18.583	27.319	243.5														
	PIT	24.113	28.500	18.827	24.837	238.1														
4th 72 Taiyo FURUSATO Honda Team Asia JPN Runs=2 Total laps=7 Full laps=4 Valid laps=4							8th 85 Xabi ZURUTUZA Red Bull KTM Ajo SPA Runs=2 Total laps=8 Full laps=5 Valid laps=5													
1	2'25.287	32.005	30.070	18.890	27.775		1	2'05.427	33.934	29.522	19.353	29.163		2	1'39.363	24.195	28.371	19.001	27.796	239.7
2	1'38.142	23.790	28.309	18.748	27.295	235.5	3	1'39.099	23.934	28.515	18.962	27.688	241.3	4	1'39.439	24.162	28.478	19.036	27.763	241.8
3	1'37.614	23.456	28.266	18.613	27.279	240.8	5	1'44.935 P	24.78 *	35.969	19.308	24.876	240.8	6	1'47.349	31.606	28.783	19.059	27.901	
4	1'31.967 P	23.362	28.102	18.685	21.818	238.1	7	1'38.531	23.855	28.240	18.798	27.638	234.5	8	1'39.251	23.964	28.437	19.135	27.715	242.9
5	1'44.637	30.332	28.172	18.686	27.447															
6	1'37.369	23.311	27.960	18.686	27.412	236.5														
7	1'38.191	23.613	28.218	18.753	27.607	236.5														
5th 10 Nicola CARRARO LEVELUP - MTA ITA Runs=1 Total laps=9 Full laps=8 Valid laps=7							9th 54 Riccardo ROSSI CIP Green Power ITA Runs=2 Total laps=7 Full laps=4 Valid laps=4													
1	2'04.518	34.696	32.192	19.497	32.324		1	2'26.422	32.984	31.383	19.605	30.628		2	1'36.324 P	24.080	29.371	20.192	22.681	236.5
							3	1'51.315	34.041	29.187	19.652	28.435		3	1'51.315	34.041	29.187	19.652	28.435	
							4	1'40.744	24.379	28.781	19.349	28.235	232.0	4	1'40.744	24.379	28.781	19.349	28.235	232.0
							5	1'40.089	24.321	28.697	19.206	27.865	232.5	5	1'40.089	24.321	28.697	19.206	27.865	232.5
							6	1'39.506	24.150	28.563	19.055	27.738	232.5	6	1'39.506	24.150	28.563	19.055	27.738	232.5

Fastest Lap: Jacob ROULSTONE Red Bull GASGAS Te AUS 1'36.688 23.328 27.729 18.456 27.175

These data/results cannot be reproduced, stored and/or transmitted in whole or in part by any manner of electronic, mechanical, photocopying, recording, broadcasting or otherwise now known or herein after developed without the previous express consent by the copyright owner, except for reproduction in daily press and regular printed publications on sale to the public within 60 days of the event related to those data/results and always provided that copyright symbol appears together as follows below.
© DORNA, 2024



Qualifying Nr. 1

Moto3

Lap	Lap Time	T1	T2	T3	T4	Speed	Lap	Lap Time	T1	T2	T3	T4	Speed
7	1'39.079	23.794	28.356	19.149	27.780	236.5							

10th 55 **Noah DETTWILER** CIP Green Power SWI
 Runs=2 Total laps=7 Full laps=4 Valid laps=4

1	2'21.286	32.352	29.348	19.147	28.456								
2	1'48.829	24.813	35.600	19.633	28.783	234.5							
3	1'40.737	24.898	28.717	18.941	28.181	232.0							
4	1'34.122 P	24.677	28.909	19.120	21.416	230.5							
5	1'49.748	33.005	29.217	18.927	28.599								
6	1'45.288	24.748	33.335	19.266	27.939	235.5							
7	1'39.426	24.320	28.416	18.872	27.818	236.5							

11th 8 **Eddie O'SHEA** FleetSafe Honda - ML GBR
 Runs=1 Total laps=9 Full laps=8 Valid laps=6

1	2'12.289	33.997	31.511	19.422	28.596								
2	1'40.910 *	24.348	29.167	19.266	28.129*	236.0							
3	1'40.358	24.245	28.833	19.169	28.111	235.0							
4	1'40.014	24.096	28.835	19.016	28.067	236.0							
5	1'41.263 *	24.12*	29.815	18.984	28.344	237.1							
6	1'39.645	24.119	28.537	18.912	28.077	235.0							
7	1'44.348	26.121	30.952	19.089	28.186	236.0							
8	1'43.674	24.043	28.544	19.096	31.991	236.5							
9	1'41.684	23.810	29.190	19.711	28.973	241.3							

12th 5 **Tatchakorn BUASRI** Honda Team Asia THA
 Runs=1 Total laps=9 Full laps=8 Valid laps=7


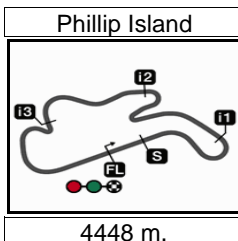
1	2'06.903	33.670	30.218	19.487	28.794								
2	1'40.861	24.676	28.717	19.168	28.300	235.5							
3	1'41.147	24.629	28.859	19.263	28.396	235.0							
4	1'45.730	24.521	28.856	23.243	29.110	235.0							
5	1'40.860 *	24.42*	28.999	19.293	28.143	237.1							
6	1'39.987	24.285	28.482	19.095	28.125	235.5							
7	1'41.191	24.607	28.758	19.371	28.455	236.5							
8	1'45.695	24.631	29.339	20.579	31.146	232.5							
9	1'41.979	24.108	29.631	19.915	28.325	238.6							

Fastest Lap: Jacob ROULSTONE Red Bull GASGAS Te AUS **1'36.688** 23.328 27.729 18.456 27.175

These data/results cannot be reproduced, stored and/or transmitted in whole or in part by any manner of electronic, mechanical, photocopying, recording, broadcasting or otherwise now known or herein after developed without the previous express consent by the copyright owner, except for reproduction in daily press and regular printed publications on sale to the public within 60 days of the event related to those data/results and always provided that copyright symbol appears together as follows below.
 © DORNA, 2024



Phillip Island

Results and timing service provided by **Moto3™****QATAR AIRWAYS AUSTRALIAN MOTORCYCLE GRAND PRIX***After the Qualifying Nr. 1***Event Best Maximum Speed**

4448 m.



<i>Rider</i>	<i>Nation Team</i>	<i>Motorcycle</i>	<i>Km/h</i>	
64 David MUÑOZ	SPA BOE Motorsports	KTM	243.5	Qualifying Nr. 1
85 Xabi ZURUTUZA	SPA Red Bull KTM Ajo	KTM	242.9	Qualifying Nr. 1
10 Nicola CARRARO	ITA LEVELUP - MTA	KTM	242.9	Qualifying Nr. 1
99 Jose Antonio RUEDA	SPA Red Bull KTM Ajo	KTM	242.4	Free Practice
80 David ALONSO	COL CFMOTO Gaviota Aspar Team	CFMOTO	241.8	Practice Nr. 1
95 Collin VEIJER	NED Liqui Moly Husqvarna Intact GP	HUSQVARNA	241.3	Free Practice
8 Eddie O'SHEA	GBR FleetSafe Honda - MLav Racing	HONDA	241.3	Qualifying Nr. 1
6 Ryusei YAMANAKA	JPN MT Helmets - MSI	KTM	240.8	Free Practice
24 Tatsuki SUZUKI	JPN Liqui Moly Husqvarna Intact GP	HUSQVARNA	240.8	Practice Nr. 1
72 Taiyo FURUSATO	JPN Honda Team Asia	HONDA	240.8	Qualifying Nr. 1
48 Ivan ORTOLA	SPA MT Helmets - MSI	KTM	240.8	Free Practice
36 Angel PIQUERAS	SPA Leopard Racing	HONDA	240.2	Practice Nr. 2
18 Matteo BERTELLE	ITA Kopron Rivacold Snipers Team	HONDA	239.7	Practice Nr. 1
19 Scott OGDEN	GBR FleetSafe Honda - MLav Racing	HONDA	239.7	Practice Nr. 1
55 Noah DETTWILER	SWI CIP Green Power	KTM	239.7	Free Practice
78 Joel ESTEBAN	SPA CFMOTO Gaviota Aspar Team	CFMOTO	239.7	Free Practice
31 Adrian FERNANDEZ	SPA Leopard Racing	HONDA	239.2	Qualifying Nr. 1
82 Stefano NEPA	ITA LEVELUP - MTA	KTM	239.2	Free Practice
12 Jacob ROULSTONE	AUS Red Bull GASGAS Tech3	GASGAS	239.2	Free Practice
58 Luca LUNETTA	ITA SIC58 Squadra Corse	HONDA	239.2	Free Practice
54 Riccardo ROSSI	ITA CIP Green Power	KTM	238.6	Free Practice
5 Tatchakorn BUASRI	THA Honda Team Asia	HONDA	238.6	Qualifying Nr. 1
22 David ALMANSA	SPA Kopron Rivacold Snipers Team	HONDA	238.6	Qualifying Nr. 1
66 Joel KELSO	AUS BOE Motorsports	KTM	238.1	Free Practice
96 Daniel HOLGADO	SPA Red Bull GASGAS Tech3	GASGAS	238.1	Free Practice
7 Filippo FARIOLI	ITA SIC58 Squadra Corse	HONDA	233.0	Free Practice


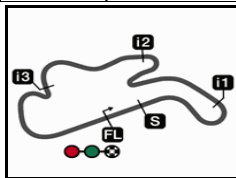
These data/results cannot be reproduced, stored and/or transmitted in whole or in part by any manner of electronic, mechanical, photocopying, recording, broadcasting or otherwise now known or herein after developed without the previous express consent by the copyright owner, except for reproduction in daily press and regular printed publications on sale to the public within 60 days of the event related to those data/results and always provided that copyright symbol appears together as follows below.

© DORNA, 2024

Official MotoGP Timing by TISSOT
www.motogp.com

Phillip Island, Saturday, October 19, 2024

Phillip Island

Results and timing service provided by  TISSOT

4448 m.

QATAR AIRWAYS AUSTRALIAN MOTORCYCLE GRAND PRIX

Qualifying Nr. 1

Best Partial Times

Moto3™

IT Ideal Lap Time, sum of the best partial times*BT* Best Lap Time

<i>T1</i>		<i>T2</i>		<i>T3</i>		<i>T4</i>						
<i>Pos</i>	<i>Rider</i>	<i>Time</i>	<i>Rider</i>	<i>Time</i>	<i>Rider</i>	<i>Time</i>	<i>Rider</i>	<i>Time</i>	<i>Pos</i>	<i>Rider</i>	<i>IT</i>	<i>BT</i>
1	T.FURUSATO	23.311	J.ROULSTONE	27.729	A.FERNANDEZ	18.437	A.FERNANDEZ	26.979	1	J.ROULSTONE	1'36.685	1'36.688 (1)
2	J.ROULSTONE	23.328	D.MUÑOZ	27.795	J.ROULSTONE	18.453	D.MUÑOZ	27.168	2	A.FERNANDEZ	1'36.810	1'36.810 (2)
3	D.MUÑOZ	23.366	N.CARRARO	27.885	D.MUÑOZ	18.563	J.ROULSTONE	27.175	3	D.MUÑOZ	1'36.892	1'37.063 (3)
4	A.FERNANDEZ	23.409	J.ESTEBAN	27.890	T.FURUSATO	18.613	T.FURUSATO	27.279	4	T.FURUSATO	1'37.163	1'37.369 (4)
5	D.ALMANSA	23.563	T.FURUSATO	27.960	J.ESTEBAN	18.700	N.CARRARO	27.429	5	N.CARRARO	1'37.690	1'37.716 (5)
6	N.CARRARO	23.640	A.FERNANDEZ	27.985	D.ALMANSA	18.724	J.ESTEBAN	27.448	6	D.ALMANSA	1'37.797	1'37.860 (6)
7	R.ROSSI	23.794	D.ALMANSA	28.014	N.CARRARO	18.736	D.ALMANSA	27.496	7	J.ESTEBAN	1'37.919	1'37.971 (7)
8	E.O'SHEA	23.810	X.ZURUTUZA	28.240	X.ZURUTUZA	18.798	X.ZURUTUZA	27.638	8	X.ZURUTUZA	1'38.531	1'38.531 (8)
9	X.ZURUTUZA	23.855	R.ROSSI	28.356	N.DETTWILER	18.872	R.ROSSI	27.738	9	R.ROSSI	1'38.943	1'39.079 (9)
10	J.ESTEBAN	23.881	N.DETTWILER	28.416	E.O'SHEA	18.912	N.DETTWILER	27.818	10	E.O'SHEA	1'39.326	1'39.645 (11)
11	T.BUASRI	24.108	T.BUASRI	28.482	R.ROSSI	19.055	E.O'SHEA	28.067	11	N.DETTWILER	1'39.426	1'39.426 (10)
12	N.DETTWILER	24.320	E.O'SHEA	28.537	T.BUASRI	19.095	T.BUASRI	28.125	12	T.BUASRI	1'39.810	1'39.987 (12)


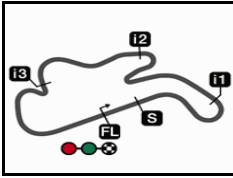
These data/results cannot be reproduced, stored and/or transmitted in whole or in part by any manner of electronic, mechanical, photocopying, recording, broadcasting or otherwise now known or herein after developed without the previous express consent by the copyright owner, except for reproduction in daily press and regular printed publications on sale to the public within 60 days of the event related to those data/results and always provided that copyright symbol appears together as follows below.

© DORNA, 2024

Official MotoGP Timing by TISSOT
www.motogp.com




Phillip Island

Results and timing service provided by **Moto3™**

4448 m.

QATAR AIRWAYS AUSTRALIAN MOTORCYCLE GRAND PRIX**Qualifying Nr. 1****Fastest Laps Sequence**

<i>Practice Time</i>	 <i>Rider</i>	<i>Nation</i>	<i>Motorcycle</i>	<i>Time</i>	<i>Km/h</i>	<i>Rider's Lap</i>
3'33.748	22 David ALMANSA	SPA	HONDA	1'39.024	161.7	2
4'03.059	64 David MUÑOZ	SPA	KTM	1'37.702	163.8	2
5'35.942	31 Adrian FERNANDEZ	SPA	HONDA	1'37.534	164.1	3
5'40.367	64 David MUÑOZ	SPA	KTM	1'37.308	164.5	3
10'37.286	64 David MUÑOZ	SPA	KTM	1'37.063	164.9	6
14'53.842	31 Adrian FERNANDEZ	SPA	HONDA	1'36.810	165.4	7
15'11.096	12 Jacob ROULSTONE	AUS	GASGAS	1'36.688	165.6	9

These data/results cannot be reproduced, stored and/or transmitted in whole or in part by any manner of electronic, mechanical, photocopying, recording, broadcasting or otherwise now known or herein after developed without the previous express consent by the copyright owner, except for reproduction in daily press and regular printed publications on sale to the public within 60 days of the event related to those data/results and always provided that copyright symbol appears together as follows below.

© DORNA, 2024

Official MotoGP Timing by TISSOT
www.motogp.com

**Phillip Island, Saturday, October 19, 2024**