


**MOTUL GRAND PRIX OF JAPAN**  
**Free Practice Nr. 1**  
**Classification**

**3**

	Rider	Nation	Team	Motorcycle	Time	Lap	Total	Gap	Top Speed
1	1 <b>Francesco BAGNAIA</b>	ITA	Ducati Lenovo Team	DUCATI	<b>1'45.209</b>	7	9		<b>311.2</b>
2	89 <b>Jorge MARTIN</b>	SPA	Prima Pramac Racing	DUCATI	<b>1'45.318</b>	4	9	0.109 0.109	<b>313.0</b>
3	49 <b>Fabio DI GIANNANTONIO</b>	ITA	Pertamina Enduro VR46 Racing Te	DUCATI	<b>1'45.589</b>	7	8	0.380 0.271	<b>308.5</b>
4	93 <b>Marc MARQUEZ</b>	SPA	Gresini Racing MotoGP	DUCATI	<b>1'45.781</b>	6	8	0.572 0.192	<b>311.2</b>
5	43 <b>Jack MILLER</b>	AUS	Red Bull KTM Factory Racing	KTM	<b>1'45.782</b>	5	10	0.573 0.001	<b>310.3</b>
6	72 <b>Marco BEZZECCHI</b>	ITA	Pertamina Enduro VR46 Racing Te	DUCATI	<b>1'45.914</b>	5	8	0.705 0.132	<b>311.2</b>
7	36 <b>Joan MIR</b>	SPA	Repsol Honda Team	HONDA	<b>1'45.935</b>	5	9	0.726 0.021	<b>310.3</b>
8	5 <b>Johann ZARCO</b>	FRA	CASTROL Honda LCR	HONDA	<b>1'45.949</b>	5	6	0.740 0.014	<b>313.0</b>
9	12 <b>Maverick VIÑALES</b>	SPA	Aprilia Racing	APRILIA	<b>1'45.959</b>	5	7	0.750 0.010	<b>308.5</b>
10	23 <b>Enea BASTIANINI</b>	ITA	Ducati Lenovo Team	DUCATI	<b>1'45.968</b>	6	8	0.759 0.009	<b>311.2</b>
11	73 <b>Alex MARQUEZ</b>	SPA	Gresini Racing MotoGP	DUCATI	<b>1'45.985</b>	4	7	0.776 0.017	<b>310.3</b>
12	30 <b>Takaaki NAKAGAMI</b>	JPN	IDEMITSU Honda LCR	HONDA	<b>1'46.037</b>	4	6	0.828 0.052	<b>310.3</b>
13	31 <b>Pedro ACOSTA</b>	SPA	Red Bull GASGAS Tech3	KTM	<b>1'46.062</b>	5	9	0.853 0.025	<b>313.0</b>
14	42 <b>Alex RINS</b>	SPA	Monster Energy Yamaha MotoGP	YAMAHA	<b>1'46.090</b>	5	8	0.881 0.028	<b>308.5</b>
15	41 <b>Aleix ESPARGARO</b>	SPA	Aprilia Racing	APRILIA	<b>1'46.102</b>	7	8	0.893 0.012	<b>313.9</b>
16	33 <b>Brad BINDER</b>	RSA	Red Bull KTM Factory Racing	KTM	<b>1'46.245</b>	6	9	1.036 0.143	<b>311.2</b>
17	20 <b>Fabio QUARTARARO</b>	FRA	Monster Energy Yamaha MotoGP	YAMAHA	<b>1'46.296</b>	5	11	1.087 0.051	<b>306.8</b>
18	21 <b>Franco MORBIDELLI</b>	ITA	Prima Pramac Racing	DUCATI	<b>1'46.441</b>	4	10	1.232 0.145	<b>311.2</b>
19	10 <b>Luca MARINI</b>	ITA	Repsol Honda Team	HONDA	<b>1'46.460</b>	4	8	1.251 0.019	<b>310.3</b>
20	25 <b>Raul FERNANDEZ</b>	SPA	Trackhouse Racing	APRILIA	<b>1'46.987</b>	4	9	1.778 0.527	<b>305.9</b>
21	37 <b>Augusto FERNANDEZ</b>	SPA	Red Bull GASGAS Tech3	KTM	<b>1'47.038</b>	4	7	1.829 0.051	<b>306.8</b>
22	32 <b>Lorenzo SAVADORI</b>	ITA	Trackhouse Racing	APRILIA	<b>1'48.642</b>	6	9	3.433 1.604	<b>305.9</b>
23	87 <b>Remy GARDNER</b>	AUS	Yamaha Factory Racing Team	YAMAHA	<b>1'50.206</b>	7	9	4.997 1.564	<b>305.0</b>

Practice condition: Dry

Air: 24°

Humidity: 89%

Ground: 29°

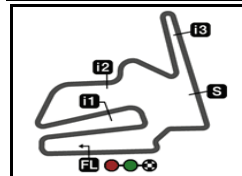
<b>Fastest Lap:</b>	Lap: 7	<b>Francesco BAGNAIA</b>	<b>1'45.209</b>	164.2 Km/h
<b>Best Race Lap:</b>	2022	<b>Jack MILLER</b>	<b>1'45.198</b>	164.2 Km/h
<b>All-Time Lap Record:</b>	2023	<b>Jorge MARTIN</b>	<b>1'43.198</b>	167.4 Km/h

The results are provisional until the end of the limit for protest and appeals.

Time limit for protest expires 60' after publication of the results - ..... Time: .....

These data/results cannot be reproduced, stored and/or transmitted in whole or in part by any manner of electronic, mechanical, photocopying, recording, broadcasting or otherwise now known or herein after developed without the previous express consent by the copyright owner, except for reproduction in daily press and regular printed publications on sale to the public within 60 days of the event related to those data/results and always provided that copyright symbol appears together as follows below.

© DORNA, 2024



4801 m.

# MOTUL GRAND PRIX OF JAPAN

## Free Practice Nr. 1

### Top Speed & Average

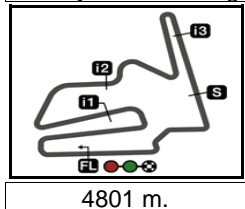
4



Rider	Nation	Motorcycle	Top 5 speeds					Average	Top
41 <b>Aleix ESPARGARO</b>	SPA	APRILIA	313.9	309.4	308.5	308.5	302.5	308.6	<b>313.9</b>
5 <b>Johann ZARCO</b>	FRA	HONDA	313.0	312.1	309.4	305.9	299.1	307.9	<b>313.0</b>
31 <b>Pedro ACOSTA</b>	SPA	KTM	313.0	313.0	313.0	313.0	312.1	312.7	<b>313.0</b>
89 <b>Jorge MARTIN</b>	SPA	DUCATI	313.0	312.1	312.1	311.2	311.2	311.8	<b>313.0</b>
1 <b>Francesco BAGNAIA</b>	ITA	DUCATI	311.2	311.2	311.2	310.3	310.3	310.8	<b>311.2</b>
21 <b>Franco MORBIDELLI</b>	ITA	DUCATI	311.2	311.2	311.2	309.4	308.5	310.3	<b>311.2</b>
23 <b>Enea BASTIANINI</b>	ITA	DUCATI	311.2	311.2	310.3	310.3	310.3	310.6	<b>311.2</b>
33 <b>Brad BINDER</b>	RSA	KTM	311.2	311.2	310.3	309.4	309.4	310.3	<b>311.2</b>
72 <b>Marco BEZZECCHI</b>	ITA	DUCATI	311.2	311.2	309.4	309.4	309.4	310.1	<b>311.2</b>
93 <b>Marc MARQUEZ</b>	SPA	DUCATI	311.2	310.3	310.3	309.4	307.6	309.4	<b>311.2</b>
10 <b>Luca MARINI</b>	ITA	HONDA	310.3	309.4	309.4	309.4	306.8	309.1	<b>310.3</b>
30 <b>Takaaki NAKAGAMI</b>	JPN	HONDA	310.3	308.5	306.8	304.2	298.3	305.6	<b>310.3</b>
36 <b>Joan MIR</b>	SPA	HONDA	310.3	310.3	308.5	308.5	305.9	308.7	<b>310.3</b>
43 <b>Jack MILLER</b>	AUS	KTM	310.3	310.3	310.3	310.3	308.5	309.4	<b>310.3</b>
73 <b>Alex MARQUEZ</b>	SPA	DUCATI	310.3	310.3	309.4	309.4	307.6	309.4	<b>310.3</b>
12 <b>Maverick VIÑALES</b>	SPA	APRILIA	308.5	307.6	307.6	306.8	306.8	307.4	<b>308.5</b>
42 <b>Alex RINS</b>	SPA	YAMAHA	308.5	308.5	307.6	306.8	306.8	307.6	<b>308.5</b>
49 <b>Fabio DI GIANNANTONIO</b>	ITA	DUCATI	308.5	308.5	307.6	305.9	305.0	307.1	<b>308.5</b>
20 <b>Fabio QUARTARARO</b>	FRA	YAMAHA	306.8	306.8	306.8	306.8	305.9	306.5	<b>306.8</b>
37 <b>Augusto FERNANDEZ</b>	SPA	KTM	306.8	306.8	306.8	305.9	297.5	304.8	<b>306.8</b>
25 <b>Raul FERNANDEZ</b>	SPA	APRILIA	305.9	305.9	305.0	304.2	303.3	304.9	<b>305.9</b>
32 <b>Lorenzo SAVADORI</b>	ITA	APRILIA	305.9	305.9	301.6	299.1	298.3	302.2	<b>305.9</b>
87 <b>Remy GARDNER</b>	AUS	YAMAHA	305.0	301.6	297.5	294.2	286.4	295.2	<b>305.0</b>

These data/results cannot be reproduced, stored and/or transmitted in whole or in part by any manner of electronic, mechanical, photocopying, recording, broadcasting or otherwise now known or herein after developed without the previous express consent by the copyright owner, except for reproduction in daily press and regular printed publications on sale to the public within 60 days of the event related to those data/results and always provided that copyright symbol appears together as follows below.

© DORNA, 2024



MOTUL GRAND PRIX OF JAPAN

Free Practice Nr. 1

Chronological Analysis of Performances

5

\* Lap / Sector time cancelled      T1 Time from finish line to 1st intermediate      T3 Time from 2nd intermed. to 3rd intermed.  
 P Crossing the finish line in pit lane      T2 Time from 1st intermed. to 2nd intermed.      T4 Time from 3rd intermediate to finish line  
 \*\*Tyre data subject to further updates

Lap	Lap Time	T1	T2	T3	T4	Speed	Lap	Lap Time	T1	T2	T3	T4	Speed
<b>1st</b>	<b>1</b>	<b>Francesco BAGNAIA</b> DUCATI ITA					6	<b>1'45.889</b>	27.354	20.562	29.304	28.669	307.6
		Ducati Lenovo Team					7	<b>1'45.589</b>	27.214	20.426	29.300	28.649	308.5
		Runs=2	Total laps=9	Full laps=6	Valid laps=6	8	1'45.982	P	28.253	21.719	31.266	24.744	286.4
<b>Run # 1</b>	<i>Front Tyre</i>	<i>Slick-Medium</i>	<i>Rear Tyre</i>	<i>Slick-Medium</i>									
		<b>New Tyre</b>	<b>New Tyre</b>										
1	2'46.931	33.951	22.468	30.711	29.902	295.8							
2	<b>1'47.955</b>	27.817	20.873	29.908	29.357	311.2							
3	<b>1'48.107</b>	29.608	20.599	29.246	28.654	310.3							
4	<b>1'45.653</b>	27.282	20.397	29.390	28.584	311.2							
5	<b>1'45.423</b>	27.291	20.283	29.128	28.721	310.3							
6	<b>1'45.405</b>	27.299	20.332	29.183	28.591	311.2							
7	<b>1'45.209</b>	27.198	20.366	29.101	28.544	310.3							
8	1'47.101	P	28.700	21.599	31.375	25.427	267.9						
<b>Run # 2</b>	<i>Front Tyre</i>	<i>Slick-Medium</i>	<i>Rear Tyre</i>	<i>Slick-Medium</i>									
		<b>8 Laps at start</b>		<b>8 Laps at start</b>									
9	1'57.233	33.316	21.943	31.610	30.364	304.2							
	PIT	29.115	21.930	30.800	23.627	306.8							
<b>2nd</b>	<b>89</b>	<b>Jorge MARTIN</b> DUCATI SPA											
		Prima Pramac Racing											
		Runs=2	Total laps=9	Full laps=6	Valid laps=5								
<b>Run # 1</b>	<i>Front Tyre</i>	<i>Slick-Medium</i>	<i>Rear Tyre</i>	<i>Slick-Medium</i>									
		<b>New Tyre</b>	<b>New Tyre</b>										
1	2'28.278	32.931	23.121	30.444	29.973	299.1							
2	<b>1'50.638</b>	27.824	21.272	31.095	30.447	294.2							
3	<b>1'47.279</b>	28.570	20.684	29.278	28.747	313.0							
4	<b>1'45.318</b>	27.214	20.389	29.161	28.554	312.1							
5	1'46.355	*	27.174*	20.989	29.587	28.605	311.2						
6	<b>1'45.647</b>	27.384	20.415	29.230	28.618	312.1							
7	<b>1'46.448</b>	27.258	20.344	29.990	28.856	311.2							
8	1'41.258	P	27.258	21.012	30.175	22.813	308.5						
<b>Run # 2</b>	<i>Front Tyre</i>	<i>Slick-Medium</i>	<i>Rear Tyre</i>	<i>Slick-Medium</i>									
		<b>8 Laps at start</b>		<b>8 Laps at start</b>									
9	1'55.384	34.396	21.349	29.725	29.914	311.2							
	PIT	28.302	22.236	32.510	24.898	302.5							
<b>3rd</b>	<b>49</b>	<b>Fabio DI GIANNANTONI</b> DUCATI ITA											
		Pertamina Enduro VR46 Racing Team											
		Runs=2	Total laps=8	Full laps=6	Valid laps=6								
<b>Run # 1</b>	<i>Front Tyre</i>	<i>Slick-Medium</i>	<i>Rear Tyre</i>	<i>Slick-Medium</i>									
		<b>New Tyre</b>	<b>New Tyre</b>										
1	2'27.420	36.003	22.676	31.638	30.540	276.9							
2	<b>1'49.616</b>	28.260	21.111	30.237	30.008	288.7							
3	<b>1'47.504</b>	28.113	20.872	29.543	28.976	308.5							
4	<b>1'50.960</b>	27.514	23.726	30.681	29.039	305.0							
5	<b>1'46.162</b>	27.397	20.612	29.341	28.812	305.9							
<b>4th</b>	<b>93</b>	<b>Marc MARQUEZ</b> DUCATI SPA											
		Gresini Racing MotoGP											
		Runs=2	Total laps=8	Full laps=5	Valid laps=5								
<b>Run # 1</b>	<i>Front Tyre</i>	<i>Slick-Soft</i>	<i>Rear Tyre</i>	<i>Slick-Medium</i>									
		<b>New Tyre</b>	<b>New Tyre</b>										
1	2'55.579	34.862	22.623	31.116	30.430	279.0							
2	<b>1'48.792</b>	28.638	21.072	29.930	29.152	307.6							
3	<b>1'48.576</b>	27.549	20.606	29.357	31.064	310.3							
4	<b>1'45.826</b>	27.368	20.497	29.304	28.657	309.4							
5	<b>1'45.842</b>	27.326	20.353	29.539	28.624	310.3							
6	<b>1'45.781</b>	27.249	20.576	29.326	28.630	311.2							
7	1'47.696	P	29.536	22.568	32.106	23.486	298.3						
<b>Run # 2</b>	<i>Front Tyre</i>	<i>Slick-Soft</i>	<i>Rear Tyre</i>	<i>Slick-Medium</i>									
		<b>7 Laps at start</b>		<b>7 Laps at start</b>									
8	2'01.580	36.008	22.342	33.018	30.212	303.3							
	PIT	28.680	21.726	31.073	24.921	307.6							
<b>5th</b>	<b>43</b>	<b>Jack MILLER</b> KTM AUS											
		Red Bull KTM Factory Racing											
		Runs=2	Total laps=10	Full laps=7	Valid laps=7								
<b>Run # 1</b>	<i>Front Tyre</i>	<i>Slick-Medium</i>	<i>Rear Tyre</i>	<i>Slick-Medium</i>									
		<b>New Tyre</b>	<b>New Tyre</b>										
1	2'10.555	32.524	22.500	31.066	29.703	308.5							
2	<b>1'47.824</b>	27.791	20.986	29.685	29.362	310.3							
3	<b>1'46.625</b>	27.491	20.807	29.542	28.785	308.5							
4	<b>1'46.066</b>	27.359	20.560	29.370	28.777	308.5							
5	<b>1'45.782</b>	27.273	20.593	29.271	28.645	308.5							
6	<b>1'45.793</b>	27.256	20.490	29.383	28.664	307.6							
7	1'48.219	P	30.838	23.193	31.073	23.115	302.5						
<b>Run # 2</b>	<i>Front Tyre</i>	<i>Slick-Medium</i>	<i>Rear Tyre</i>	<i>Slick-Medium</i>									
		<b>7 Laps at start</b>		<b>7 Laps at start</b>									
8	1'53.112	32.192	21.743	30.135	29.042	310.3							
9	<b>1'47.331</b>	27.675	20.988	29.454	29.214	310.3							
10	<b>1'48.640</b>	27.735	20.849	30.247	29.809	310.3							
	PIT	28.775	21.738	32.341	23.554	305.9							

**Fastest Lap:** Francesco BAGNAIA      Ducati Lenovo Team      ITA      **1'45.209**      27.198      20.366      29.101      28.544

These data/results cannot be reproduced, stored and/or transmitted in whole or in part by any manner of electronic, mechanical, photocopying, recording, broadcasting or otherwise now known or herein after developed without the previous express consent by the copyright owner, except for reproduction in daily press and regular printed publications on sale to the public within 60 days of the event related to those data/results and always provided that copyright symbol appears together as follows below.  
 © DORNA, 2024



# Free Practice Nr. 1

# MotoGP

Lap	Lap Time	T1	T2	T3	T4	Speed	Lap	Lap Time	T1	T2	T3	T4	Speed	
<b>6th</b>	<b>72</b>	<b>Marco BEZZECCHI</b>				DUCATI	ITA	1	2'33.890	31.873	21.731	30.335	29.966	305.0
		Pertamina Enduro VR46 Racing Team						2	<b>1'47.774</b>	28.039	20.936	29.534	29.265	307.6
		Runs=2	Total laps=8	Full laps=5	Valid laps=5			3	<b>1'47.086</b>	28.038	20.718	29.469	28.861	306.8
<b>Run #</b>	<b>1</b>	<b>Front Tyre</b>	<b>Slick-Medium</b>	<b>Rear Tyre</b>	<b>Slick-Medium</b>			4	<b>1'47.655</b>	27.461	21.735	29.611	28.848	306.8
		<b>New Tyre</b>		<b>New Tyre</b>				5	<b>1'45.959</b>	27.393	<b>20.652</b>	<b>29.337</b>	<b>28.577</b>	307.6
1	2'14.712	34.482	22.463	31.127	30.756	305.9		6	1'43.908 P	<b>27.339</b>	22.313	31.176	23.080	<b>308.5</b>
2	<b>1'48.220</b>	28.289	20.823	29.947	29.161	309.4	<b>Run #</b>	<b>2</b>	<b>Front Tyre</b>	<b>Slick-Soft</b>	<b>Rear Tyre</b>	<b>Slick-Medium</b>		
3	<b>1'51.440</b>	31.242	20.931	30.038	29.229	<b>311.2</b>			<b>6 Laps at start</b>		<b>6 Laps at start</b>			
4	<b>1'45.996</b>	27.499	20.532	<b>29.249</b>	<b>28.716</b>	311.2	7	1'54.669	31.576	21.494	30.849	30.750	306.8	
5	<b>1'45.914</b>	27.386	<b>20.460</b>	29.306	28.762	309.4		<b>PIT</b>	32.635	23.524	34.617	25.519	263.4	
6	1'43.098 P	<b>27.327</b>	20.688	29.699	25.384	308.5								
<b>Run #</b>	<b>2</b>	<b>Front Tyre</b>	<b>Slick-Medium</b>	<b>Rear Tyre</b>	<b>Slick-Medium</b>									
		<b>6 Laps at start</b>		<b>6 Laps at start</b>										
7	1'53.705	32.209	21.700	30.257	29.539	309.4								
8	<b>1'47.491</b>	27.789	20.578	29.708	29.416	308.5								
	<b>PIT</b>	30.194	22.739	32.333	25.431	284.2								
<b>7th</b>	<b>36</b>	<b>Joan MIR</b>				HONDA	SPA							
		Repsol Honda Team												
		Runs=3	Total laps=9	Full laps=4	Valid laps=4									
<b>Run #</b>	<b>1</b>	<b>Front Tyre</b>	<b>Slick-Soft</b>	<b>Rear Tyre</b>	<b>Slick-Medium</b>									
		<b>New Tyre</b>		<b>New Tyre</b>										
1	2'26.131	33.281	22.378	30.867	29.901	305.9								
2	<b>1'47.890</b>	27.957	20.863	29.789	29.281	308.5								
3	<b>1'46.376</b>	27.439	20.591	<b>29.421</b>	28.925	<b>310.3</b>								
4	<b>1'47.546</b>	27.383	21.295	29.862	29.006	308.5								
5	<b>1'45.935</b>	<b>27.315</b>	<b>20.488</b>	29.466	<b>28.666</b>	310.3								
6	1'42.296 P	27.338	20.592	30.079	24.287	282.7								
<b>Run #</b>	<b>2</b>	<b>Front Tyre</b>	<b>Slick-Soft</b>	<b>Rear Tyre</b>	<b>Slick-Medium</b>									
		<b>6 Laps at start</b>		<b>6 Laps at start</b>										
7	1'59.930	36.049	21.568	32.045	30.268	296.7								
8	1'47.021 P	28.928*	21.554	31.583	24.956	305.0								
<b>Run #</b>	<b>3</b>	<b>Front Tyre</b>	<b>Slick-Soft</b>	<b>Rear Tyre</b>	<b>Slick-Medium</b>									
		<b>8 Laps at start</b>		<b>8 Laps at start</b>										
9	1'58.095	34.646	21.972	31.225	30.252	301.6								
<b>8th</b>	<b>5</b>	<b>Johann ZARCO</b>				HONDA	FRA							
		CASTROL Honda LCR												
		Runs=2	Total laps=6	Full laps=4	Valid laps=4									
<b>Run #</b>	<b>1</b>	<b>Front Tyre</b>	<b>Slick-Medium</b>	<b>Rear Tyre</b>	<b>Slick-Medium</b>									
		<b>New Tyre</b>		<b>New Tyre</b>										
1	2'23.776	33.254	21.943	30.978	30.501	299.1								
2	<b>1'47.782</b>	28.044	20.826	29.705	29.207	305.9								
3	<b>1'46.577</b>	27.422	<b>20.550</b>	29.539	29.066	<b>313.0</b>								
4	<b>1'46.930</b>	27.424	20.555	29.687	29.264	309.4								
5	<b>1'45.949</b>	<b>27.313</b>	20.588	<b>29.293</b>	<b>28.755</b>	312.1								
6	1'43.695 P	27.739	20.923	31.156	23.877	279.7								
<b>Run #</b>	<b>2</b>	<b>Front Tyre</b>	<b>Slick-Medium</b>	<b>Rear Tyre</b>	<b>Slick-Medium</b>									
		<b>6 Laps at start</b>		<b>6 Laps at start</b>										
	<b>PIT</b>	38.687	23.760	34.312	25.478	278.3								
<b>9th</b>	<b>12</b>	<b>Maverick VIÑALES</b>				APRILIA	SPA							
		Aprilia Racing												
		Runs=2	Total laps=7	Full laps=4	Valid laps=4									
<b>Run #</b>	<b>1</b>	<b>Front Tyre</b>	<b>Slick-Soft</b>	<b>Rear Tyre</b>	<b>Slick-Medium</b>									
		<b>New Tyre</b>		<b>New Tyre</b>										

**Fastest Lap:** Francesco BAGNAIA      Ducati Lenovo Team      ITA      **1'45.209**      27.198      20.366      29.101      28.544

These data/results cannot be reproduced, stored and/or transmitted in whole or in part by any manner of electronic, mechanical, photocopying, recording, broadcasting or otherwise now known or herein after developed without the previous express consent by the copyright owner, except for reproduction in daily press and regular printed publications on sale to the public within 60 days of the event related to those data/results and always provided that copyright symbol appears together as follows below.  
© DORNA, 2024

Official MotoGP Timing by TISSOT  
www.motogp.com





# Free Practice Nr. 1

# MotoGP

Lap	Lap Time	T1	T2	T3	T4	Speed	Lap	Lap Time	T1	T2	T3	T4	Speed
<b>Run # 2</b>	Front Tyre Slick-Medium		Rear Tyre Slick-Medium				PIT	33.106	22.325	31.888	24.409	300.8	
	5 Laps at start		5 Laps at start										
6	1'49.655	P	31.648	22.351	32.209	23.447	295.0						
<b>Run # 3</b>	Front Tyre Slick-Medium		Rear Tyre Slick-Medium										
	6 Laps at start		6 Laps at start										
	PIT		33.043	24.243	33.829	24.687	298.3						
<b>Run # 1</b>	Front Tyre Slick-Medium		Rear Tyre Slick-Medium										
	New Tyre		New Tyre										
1	2'21.204		32.986	22.906	31.272	30.507	307.6						
2	<b>1'49.083</b>		28.177	21.379	30.217	29.310	<b>313.0</b>						
3	<b>1'47.706</b>		27.792	21.037	29.819	29.058	313.0						
4	<b>1'46.559</b>		27.393	20.558	29.707	28.901	313.0						
5	<b>1'46.062</b>		<b>27.245</b>	20.643	<b>29.355</b>	28.819	313.0						
6	<b>1'49.728</b>		29.512	21.167	29.532	29.517	312.1						
7	<b>1'46.274</b>		27.516	<b>20.494</b>	29.462	<b>28.802</b>	312.1						
8	1'45.658	P	27.494	24.854	29.732	23.578	307.6						
<b>Run # 2</b>	Front Tyre Slick-Medium		Rear Tyre Slick-Medium										
	8 Laps at start		8 Laps at start										
9	1'59.017		32.930	22.034	33.936	30.117	311.2						
	PIT		32.500	22.326	35.401	24.713	299.1						
<b>Run # 1</b>	Front Tyre Slick-Soft		Rear Tyre Slick-Medium										
	New Tyre		New Tyre										
1	2'11.317		34.920	23.507	32.365	30.654	299.1						
2	<b>1'49.659</b>		28.451	21.492	30.122	29.594	306.8						
3	<b>1'47.504</b>		27.819	20.913	29.728	29.044	306.8						
4	<b>1'48.790</b>		29.408	20.936	29.523	28.923	<b>308.5</b>						
5	<b>1'46.090</b>		<b>27.412</b>	<b>20.609</b>	<b>29.332</b>	<b>28.737</b>	307.6						
6	<b>1'57.224</b>		33.103	21.296	31.172	31.653	250.5						
7	1'41.116	P	27.600	20.687	29.486	23.343	308.5						
<b>Run # 2</b>	Front Tyre Slick-Soft		Rear Tyre Slick-Medium										
	7 Laps at start		7 Laps at start										
8	1'57.984		33.303	22.663	31.722	30.296	302.5						
<b>Run # 1</b>	Front Tyre Slick-Medium		Rear Tyre Slick-Medium										
	New Tyre		New Tyre										
1	2'27.869		32.967	22.374	31.206	30.507	285.7						
2	<b>1'51.387</b>		28.153	21.064	31.718	30.452	291.8						
3	<b>1'47.481</b>		28.480	20.665	29.382	28.954	308.5						
4	<b>1'48.376</b>		28.662	21.252	29.434	29.028	308.5						
5	<b>1'49.444</b>		29.409	20.720	30.023	29.292	302.5						
6	<b>1'46.717</b>		27.658	20.670	29.469	28.920	309.4						
7	<b>1'46.102</b>		<b>27.311</b>	<b>20.551</b>	<b>29.342</b>	<b>28.898</b>	<b>313.9</b>						
8	1'48.973	P	28.563	23.884	30.904	25.622	293.4						
<b>Run # 2</b>	Front Tyre Slick-Soft		Rear Tyre Slick-Medium										
	New Tyre		8 Laps at start										

**16th 33 Brad BINDER** KTM RSA  
 Red Bull KTM Factory Racing  
 Runs=2 Total laps=9 Full laps=6 Valid laps=4

Run #	Front Tyre	Slick-Medium	Rear Tyre	Slick-Medium	Speed
<b>Run # 1</b>	New Tyre		New Tyre		
1	2'13.704		34.203	22.068	31.087
2	<b>1'49.049</b>		28.622	21.299	29.893
3	<b>1'47.100</b>		27.667	20.528	29.842
4	1'46.732	*	27.741	20.663	29.456
5	1'45.693	*	<b>27.321</b>	20.479	<b>29.231</b>
6	<b>1'46.245</b>		27.486	<b>20.427</b>	29.467
7	<b>1'50.114</b>		28.223	22.044	30.590
8	1'45.775	P	28.307	21.719	31.294

Run #	Front Tyre	Slick-Medium	Rear Tyre	Slick-Medium	Speed
<b>Run # 2</b>	New Tyre		8 Laps at start		
9	2'04.230		37.456	22.123	34.152
	PIT		34.368	23.564	31.956
					23.745
					310.3

**17th 20 Fabio QUARTARARO** YAMAHA FRA  
 Monster Energy Yamaha MotoGP Team  
 Runs=3 Total laps=11 Full laps=6 Valid laps=6

Run #	Front Tyre	Slick-Medium	Rear Tyre	Slick-Medium	Speed
<b>Run # 1</b>	New Tyre		New Tyre		
1	2'56.394		33.385	22.226	30.736
2	<b>1'48.663</b>		28.069	21.205	30.119
3	<b>1'50.258</b>		27.709	23.461	29.859
4	<b>1'46.908</b>		27.491	20.603	29.496
5	<b>1'46.296</b>		27.406	<b>20.469</b>	29.483
6	<b>1'46.314</b>		<b>27.392</b>	20.629	<b>29.466</b>
7	1'41.073	P	27.726*	20.585	29.649

Run #	Front Tyre	Slick-Medium	Rear Tyre	Slick-Medium	Speed
<b>Run # 2</b>	New Tyre		7 Laps at start		
8	1'54.455		32.323	21.908	30.711
9	<b>1'47.781</b>		28.029	20.886	29.822
10	1'52.784	P	31.634	22.755	32.495

Run #	Front Tyre	Slick-Medium	Rear Tyre	Slick-Medium	Speed
<b>Run # 3</b>	New Tyre		10 Laps at start		
11	1'53.566		32.034	21.299	30.874

**18th 21 Franco MORBIDELLI** DUCATI ITA  
 Prima Pramac Racing  
 Runs=3 Total laps=10 Full laps=6 Valid laps=6

Run #	Front Tyre	Slick-Medium	Rear Tyre	Slick-Medium	Speed
<b>Run # 1</b>	New Tyre		New Tyre		
1	2'12.195		34.932	23.382	34.161
2	<b>1'53.291</b>		31.636	21.724	30.394
3	<b>1'47.705</b>		28.042	20.831	29.753
4	<b>1'46.441</b>		27.478	<b>20.608</b>	<b>29.478</b>
5	<b>1'52.171</b>		27.464	23.459	32.336
6	<b>1'47.810</b>		<b>27.453</b>	20.613	29.992
7	<b>1'53.090</b>		27.760	26.226	29.904
8	1'44.054	P	27.471	20.796	30.824

**Fastest Lap:** Francesco BAGNAIA Ducati Lenovo Team ITA **1'45.209** 27.198 20.366 29.101 28.544

These data/results cannot be reproduced, stored and/or transmitted in whole or in part by any manner of electronic, mechanical, photocopying, recording, broadcasting or otherwise now known or herein after developed without the previous express consent by the copyright owner, except for reproduction in daily press and regular printed publications on sale to the public within 60 days of the event related to those data/results and always provided that copyright symbol appears together as follows below.  
 © DORNA, 2024



# Free Practice Nr. 1

# MotoGP

Lap	Lap Time	T1	T2	T3	T4	Speed	Lap	Lap Time	T1	T2	T3	T4	Speed
<b>Run # 2</b>	Front Tyre Slick-Medium		Rear Tyre Slick-Medium				PIT	28.864	22.023	32.098	26.669	275.5	
	8 Laps at start		8 Laps at start										
9	2'00.328	P	35.643	23.698	33.953	27.034	274.1						
<b>Run # 3</b>	Front Tyre Slick-Medium		Rear Tyre Slick-Medium										
	9 Laps at start		9 Laps at start										
10	1'58.291		33.837	22.088	31.330	31.036	303.3						
<b>Run # 1</b>	Front Tyre Slick-Medium		Rear Tyre Slick-Medium										
	New Tyre		New Tyre										
1	2'23.857		34.643	22.524	30.826	30.240	301.6						
2	1'48.667	*	28.748	21.002	29.641	29.276*	309.4						
3	<b>1'46.773</b>		27.648	<u>20.515</u>	29.554	29.056	309.4						
4	<u>1'46.460</u>		<u>27.526</u>	20.545	<u>29.531</u>	<u>28.858</u>	309.4						
5	<b>1'46.694</b>		27.538	20.647	29.534	28.975	<u>310.3</u>						
6	1'50.954	P	29.945	24.742	31.680	24.587	290.3						
<b>Run # 2</b>	Front Tyre Slick-Medium		Rear Tyre Slick-Medium										
	6 Laps at start		6 Laps at start										
7	1'55.807		33.292	21.970	30.915	29.630	305.9						
8	<b>1'48.203</b>		27.985	20.763	29.763	29.692	306.8						
	PIT		31.479	22.798	32.152	26.372	279.7						
<b>Run # 1</b>	Front Tyre Slick-Medium		Rear Tyre Slick-Medium										
	New Tyre		New Tyre										
1	2'49.667		34.416	24.790	31.346	30.944	295.8						
2	<b>1'49.515</b>		28.794	21.333	29.889	29.499	305.0						
3	<b>1'47.292</b>		27.747	20.845	29.594	29.106	<u>305.9</u>						
4	<u>1'46.987</u>		27.574	<u>20.636</u>	<u>29.568</u>	29.209	305.9						
5	<b>1'49.423</b>		29.525	20.911	29.665	29.322	304.2						
6	<b>1'47.238</b>		<u>27.535</u>	21.093	29.621	<u>28.989</u>	303.3						
7	1'43.711	P	27.617	22.171	30.440	<u>23.483</u>	300.8						
<b>Run # 2</b>	Front Tyre Slick-Soft		Rear Tyre Slick-Medium										
	New Tyre		7 Laps at start										
8	1'54.319		32.484	21.752	30.357	29.726	300.0						
9	<b>1'50.602</b>		27.758	20.803	31.502	30.539	300.8						
	PIT		32.291	25.065	32.588	26.009	290.3						
<b>Run # 1</b>	Front Tyre Slick-Soft		Rear Tyre Slick-Medium										
	New Tyre		New Tyre										
1	2'12.545		33.204	22.477	30.901	30.570	297.5						
2	<b>1'51.383</b>		30.881	21.359	29.840	29.303	294.2						
3	<b>1'47.684</b>		27.853	21.010	29.621	29.200	<u>306.8</u>						
4	<u>1'47.038</u>		27.730	<u>20.613</u>	29.709	<u>28.986</u>	305.9						
5	<b>1'47.077</b>		27.711	20.753	<u>29.531</u>	29.082	306.8						
6	1'41.727	P	<u>27.695</u>	20.782	29.608	<u>23.642</u>	294.2						
<b>Run # 2</b>	Front Tyre Slick-Medium		Rear Tyre Slick-Medium										
	New Tyre		6 Laps at start										
7	1'54.662		32.635	21.830	30.240	29.957	306.8						

**22nd 32** Lorenzo SAVADORI APRILIA ITA  
Trackhouse Racing

Runs=2 Total laps=9 Full laps=6 Valid laps=5

**Run # 1** Front Tyre Slick-Soft Rear Tyre Slick-Medium  
New Tyre New Tyre

1	2'40.670		35.594	22.604	31.445	30.719	271.3
2	<b>1'50.278</b>		28.363	21.608	30.202	30.105	291.1
3	<b>1'56.116</b>		30.410	21.837	33.184	30.685	252.3
4	<b>1'49.450</b>		28.184	21.193	30.196	29.877	299.1
5	<b>1'49.336</b>		28.360	21.116	30.252	29.608	301.6
6	<u>1'48.642</u>		<u>27.972</u>	<u>20.996</u>	30.210	<u>29.464</u>	<u>305.9</u>
7	1'49.094	*	28.380*	21.062	<u>30.097</u>	29.555	305.9
8	1'50.090	P	29.122	22.709	33.269	24.990	273.4

**Run # 2** Front Tyre Slick-Soft Rear Tyre Slick-Medium  
8 Laps at start 8 Laps at start

9	1'58.960		34.187	22.452	31.571	30.750	298.3
---	----------	--	--------	--------	--------	--------	-------

**23rd 87** Remy GARDNER YAMAHA AUS  
Yamaha Factory Racing Team

Runs=2 Total laps=9 Full laps=6 Valid laps=6

**Run # 1** Front Tyre Slick-Medium Rear Tyre Slick-Medium  
New Tyre New Tyre

1	2'23.637		34.503	23.462	32.008	31.696	254.7
2	<b>1'53.499</b>		29.434	22.121	31.190	30.754	286.4
3	<b>2'02.814</b>		28.803	30.825	32.960	30.226	286.4
4	<b>1'51.220</b>		28.596	21.809	30.649	30.166	266.0
5	<b>1'50.548</b>		<u>28.302</u>	21.638	30.758	29.850	301.6
6	<b>1'50.342</b>		28.320	21.494	30.851	<u>29.677</u>	297.5
7	<u>1'50.206</u>		28.449	<u>21.401</u>	<u>30.355</u>	30.001	<u>305.0</u>
8	1'57.497	P	33.362	23.946	33.507	26.682	231.7

**Run # 2** Front Tyre Slick-Medium Rear Tyre Slick-Medium  
8 Laps at start 8 Laps at start

9	1'59.400		34.123	22.685	31.614	30.978	294.2
	PIT		29.948	26.086	35.411	27.052	244.8

**Fastest Lap:** Francesco BAGNAIA Ducati Lenovo Team ITA **1'45.209** 27.198 20.366 29.101 28.544

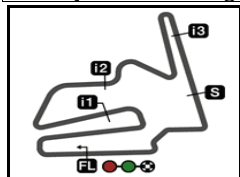
These data/results cannot be reproduced, stored and/or transmitted in whole or in part by any manner of electronic, mechanical, photocopying, recording, broadcasting or otherwise now known or herein after developed without the previous express consent by the copyright owner, except for reproduction in daily press and regular printed publications on sale to the public within 60 days of the event related to those data/results and always provided that copyright symbol appears together as follows below.  
© DORNA, 2024

Official MotoGP Timing by TISSOT  
www.motogp.com



Motegi, Friday, October 04, 2024

Page 4 of 4



4801 m.

# MOTUL GRAND PRIX OF JAPAN

## Free Practice Nr. 1

### Best Partial Times

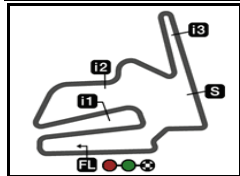
# MotoGP™

*IT* Ideal Lap Time, sum of the best partial times

*BT* Best Lap Time

T1		T2		T3		T4				IT	BT	
Pos	Rider	Time	Rider	Time	Rider	Time	Rider	Time	Pos	Rider	IT	BT
1F.	BAGNAIA	27.198	F.BAGNAIA	20.283	F.BAGNAIA	29.101	F.BAGNAIA	28.544	1	F.BAGNAIA	1'45.126	1'45.209 (1)
2F.	DI GIANNANTO	27.214	J.MARTIN	20.344	J.MARTIN	29.161	J.MARTIN	28.554	2	J.MARTIN	1'45.273	1'45.318 (2)
3J.	MARTIN	27.214	M.MARQUEZ	20.353	B.BINDER	29.231	E.BASTIANINI	28.559	3	M.MARQUEZ	1'45.530	1'45.781 (4)
4E.	BASTIANINI	27.242	F.DI GIANNANTO	20.426	M.BEZZECCHI	29.249	M.VIÑALES	28.577	4	F.DI GIANNANTO	1'45.589	1'45.589 (3)
5P.	ACOSTA	27.245	B.BINDER	20.427	J.MILLER	29.271	M.MARQUEZ	28.624	5	B.BINDER	1'45.641	1'46.245 (16)
6A.	MARQUEZ	27.248	M.BEZZECCHI	20.460	J.ZARCO	29.293	J.MILLER	28.645	6	J.MILLER	1'45.662	1'45.782 (5)
7M.	MARQUEZ	27.249	F.QUARTARARO	20.469	F.DI GIANNANTO	29.300	F.DI GIANNANTO	28.649	7	M.BEZZECCHI	1'45.752	1'45.914 (6)
8T.	NAKAGAMI	27.254	A.MARQUEZ	20.487	M.MARQUEZ	29.304	B.BINDER	28.662	8	E.BASTIANINI	1'45.789	1'45.968 (10)
9J.	MILLER	27.256	J.MIR	20.488	T.NAKAGAMI	29.311	J.MIR	28.666	9	A.MARQUEZ	1'45.811	1'45.985 (11)
10A.	ESPARGARO	27.311	J.MILLER	20.490	A.RINS	29.332	A.MARQUEZ	28.703	10	J.MIR	1'45.890	1'45.935 (7)
11J.	ZARCO	27.313	P.ACOSTA	20.494	M.VIÑALES	29.337	M.BEZZECCHI	28.716	11	P.ACOSTA	1'45.896	1'46.062 (13)
12J.	MIR	27.315	E.BASTIANINI	20.505	A.ESPARGARO	29.342	A.RINS	28.737	12	T.NAKAGAMI	1'45.899	1'46.037 (12)
13B.	BINDER	27.321	L.MARINI	20.515	P.ACOSTA	29.355	J.ZARCO	28.755	13	M.VIÑALES	1'45.905	1'45.959 (9)
14M.	BEZZECCHI	27.327	T.NAKAGAMI	20.519	A.MARQUEZ	29.373	P.ACOSTA	28.802	14	J.ZARCO	1'45.911	1'45.949 (8)
15M.	VIÑALES	27.339	J.ZARCO	20.550	J.MIR	29.421	T.NAKAGAMI	28.815	15	A.RINS	1'46.090	1'46.090 (14)
16F.	QUARTARARO	27.392	A.ESPARGARO	20.551	F.QUARTARARO	29.466	F.QUARTARARO	28.827	16	A.ESPARGARO	1'46.102	1'46.102 (15)
17A.	RINS	27.412	F.MORBIDELLI	20.608	F.MORBIDELLI	29.478	L.MARINI	28.858	17	F.QUARTARARO	1'46.154	1'46.296 (17)
18F.	MORBIDELLI	27.453	A.RINS	20.609	E.BASTIANINI	29.483	F.MORBIDELLI	28.877	18	F.MORBIDELLI	1'46.416	1'46.441 (18)
19L.	MARINI	27.526	A.FERNANDEZ	20.613	L.MARINI	29.531	A.ESPARGARO	28.898	19	L.MARINI	1'46.430	1'46.460 (19)
20R.	FERNANDEZ	27.535	R.FERNANDEZ	20.636	A.FERNANDEZ	29.531	A.FERNANDEZ	28.986	20	R.FERNANDEZ	1'46.728	1'46.987 (20)
21A.	FERNANDEZ	27.695	M.VIÑALES	20.652	R.FERNANDEZ	29.568	R.FERNANDEZ	28.989	21	A.FERNANDEZ	1'46.825	1'47.038 (21)
22L.	SAVADORI	27.972	L.SAVADORI	20.996	L.SAVADORI	30.097	L.SAVADORI	29.464	22	L.SAVADORI	1'48.529	1'48.642 (22)
23R.	GARDNER	28.302	R.GARDNER	21.401	R.GARDNER	30.355	R.GARDNER	29.677	23	R.GARDNER	1'49.735	1'50.206 (23)

These data/results cannot be reproduced, stored and/or transmitted in whole or in part by any manner of electronic, mechanical, photocopying, recording, broadcasting or otherwise now known or herein after developed without the previous express consent by the copyright owner, except for reproduction in daily press and regular printed publications on sale to the public within 60 days of the event related to those data/results and always provided that copyright symbol appears together as follows below.  
© DORNA, 2024




4801 m.

## MOTUL GRAND PRIX OF JAPAN

### Free Practice Nr. 1

### Fastest Laps Sequence

<i>Practice Time</i>	 <i>Rider</i>	<i>Nation</i>	<i>Motorcycle</i>	<i>Time</i>	<i>Km/h</i>	<i>Rider's Lap</i>
<b>3'58.379</b>	43 <b>Jack MILLER</b>	AUS	KTM	<b>1'47.824</b>	160.2	2
<b>4'11.558</b>	5 <b>Johann ZARCO</b>	FRA	HONDA	<b>1'47.782</b>	160.3	2
<b>4'21.664</b>	12 <b>Maverick VIÑALES</b>	SPA	APRILIA	<b>1'47.774</b>	160.3	2
<b>5'45.004</b>	43 <b>Jack MILLER</b>	AUS	KTM	<b>1'46.625</b>	162.0	3
<b>5'58.135</b>	5 <b>Johann ZARCO</b>	FRA	HONDA	<b>1'46.577</b>	162.1	3
<b>6'00.397</b>	36 <b>Joan MIR</b>	SPA	HONDA	<b>1'46.376</b>	162.4	3
<b>6'02.451</b>	30 <b>Takaaki NAKAGAMI</b>	JPN	HONDA	<b>1'46.223</b>	162.7	3
<b>7'31.070</b>	43 <b>Jack MILLER</b>	AUS	KTM	<b>1'46.066</b>	162.9	4
<b>7'40.368</b>	72 <b>Marco BEZZECCHI</b>	ITA	DUCATI	<b>1'45.996</b>	163.0	4
<b>7'49.525</b>	73 <b>Alex MARQUEZ</b>	SPA	DUCATI	<b>1'45.985</b>	163.0	4
<b>7'51.513</b>	89 <b>Jorge MARTIN</b>	SPA	DUCATI	<b>1'45.318</b>	164.1	4
<b>13'24.683</b>	1 <b>Francesco BAGNAIA</b>	ITA	DUCATI	<b>1'45.209</b>	164.2	7

These data/results cannot be reproduced, stored and/or transmitted in whole or in part by any manner of electronic, mechanical, photocopying, recording, broadcasting or otherwise now known or herein after developed without the previous express consent by the copyright owner, except for reproduction in daily press and regular printed publications on sale to the public within 60 days of the event related to those data/results and always provided that copyright symbol appears together as follows below.

© DORNA, 2024