


4801 m.

MOTUL GRAND PRIX OF JAPAN

Practice Nr. 2

Classification

10

	Rider	Nation	Team	Motorcycle	Time	Lap	Total	Gap	Top Speed
1	36 Angel PIQUERAS	SPA	Leopard Racing	HONDA	2'05.716	7	9		216.8
2	31 Adrian FERNANDEZ	SPA	Leopard Racing	HONDA	2'06.055	14	14	0.339 0.339	216.0
3	22 David ALMANSA	SPA	Kopron Rivacold Snipers Team	HONDA	2'06.378	10	12	0.662 0.323	214.7
4	58 Luca LUNETTA	ITA	SIC58 Squadra Corse	HONDA	2'06.437	11	11	0.721 0.059	216.4
5	85 Xabi ZURUTUZA	SPA	Red Bull KTM Ajo	KTM	2'06.759	14	14	1.043 0.322	218.1
6	82 Stefano NEPA	ITA	LEVELUP - MTA	KTM	2'06.798	13	14	1.082 0.039	216.0
7	99 Jose Antonio RUEDA	SPA	Red Bull KTM Ajo	KTM	2'06.862	14	14	1.146 0.064	219.9
8	80 David ALONSO	COL	CFMOTO Gaviota Aspar Team	CFMOTO	2'06.979	11	11	1.263 0.117	218.1
9	55 Noah DETTWILER	SWI	CIP Green Power	KTM	2'07.026	13	13	1.310 0.047	216.8
10	96 Daniel HOLGADO	SPA	Red Bull GASGAS Tech3	GASGAS	2'07.375	14	14	1.659 0.349	216.8
11	48 Ivan ORTOLA	SPA	MT Helmets - MSI	KTM	2'07.441	11	11	1.725 0.066	217.7
12	66 Joel KELSO	AUS	BOE Motorsports	KTM	2'07.448	10	10	1.732 0.007	215.5
13	19 Scott OGDEN	GBR	FleetSafe Honda - MLav Racing	HONDA	2'07.529	12	12	1.813 0.081	216.4
14	78 Joel ESTEBAN	SPA	CFMOTO Gaviota Aspar Team	CFMOTO	2'07.587	11	12	1.871 0.058	218.6
15	18 Matteo BERTELLE	ITA	Kopron Rivacold Snipers Team	HONDA	2'07.602	12	13	1.886 0.015	216.8
16	6 Ryusei YAMANAKA	JPN	MT Helmets - MSI	KTM	2'07.701	12	14	1.985 0.099	219.9
17	64 David MUÑOZ	SPA	BOE Motorsports	KTM	2'08.015	7	10	2.299 0.314	217.3
18	54 Riccardo ROSSI	ITA	CIP Green Power	KTM	2'08.046	12	12	2.330 0.031	215.1
19	24 Tatsuki SUZUKI	JPN	Liqui Moly Husqvarna Intact GP	HUSQVARNA	2'08.183	8	8	2.467 0.137	216.0
20	32 Rei WAKAMATSU	JPN	FleetSafe Honda - MLav Racing	HONDA	2'08.379	12	14	2.663 0.196	213.0
21	95 Collin VEIJER	NED	Liqui Moly Husqvarna Intact GP	HUSQVARNA	2'08.489	12	14	2.773 0.110	216.4
22	12 Jacob ROULSTONE	AUS	Red Bull GASGAS Tech3	GASGAS	2'08.554	14	14	2.838 0.065	216.8
23	7 Filippo FARIOLI	ITA	SIC58 Squadra Corse	HONDA	2'08.704	11	12	2.988 0.150	213.4
24	72 Taiyo FURUSATO	JPN	Honda Team Asia	HONDA	2'08.843	9	9	3.127 0.139	214.7
25	5 Tatchakorn BUASRI	THA	Honda Team Asia	HONDA	2'08.868	10	11	3.152 0.025	215.1
26	10 Nicola CARRARO	ITA	LEVELUP - MTA	KTM	2'08.979	12	12	3.263 0.111	216.4

Practice condition: Wet

Air: 19°

Humidity: 89%

Ground: 21°

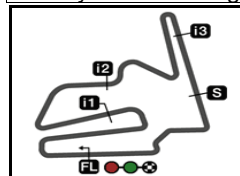
Fastest Lap:	Lap: 7	Angel PIQUERAS	2'05.716	137.4 Km/h
Best Race Lap:	2023	Ayumu SASAKI	1'57.064	147.6 Km/h
All-Time Lap Record:	2024	Ivan ORTOLA	1'55.550	149.5 Km/h

The results are provisional until the end of the limit for protest and appeals.

Time limit for protest expires 60' after publication of the results - Time:

These data/results cannot be reproduced, stored and/or transmitted in whole or in part by any manner of electronic, mechanical, photocopying, recording, broadcasting or otherwise now known or herein after developed without the previous express consent by the copyright owner, except for reproduction in daily press and regular printed publications on sale to the public within 60 days of the event related to those data/results and always provided that copyright symbol appears together as follows below.

© DORNA, 2024




MOTUL GRAND PRIX OF JAPAN

Practice Nr. 2

Combined Practice Times

11

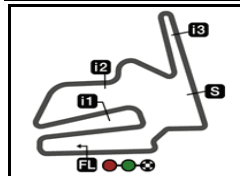
	Rider	Nation	Team	MOTORCYCLE	P1	P2	Gap
1	48 I.ORTOLA	SPA	MT Helmets - MSI	KTM	1'55.550	14	2'07.441 11
2	36 A.PIQUERAS	SPA	Leopard Racing	HONDA	1'55.707	12	2'05.716 7 0.157 0.157
3	80 D.ALONSO	COL	CFMOTO Gaviota Aspar Team	CFMOTO	1'55.717	14	2'06.979 11 0.167 0.010
4	6 R.YAMANAKA	JPN	MT Helmets - MSI	KTM	1'55.803	15	2'07.701 12 0.253 0.086
5	24 T.SUZUKI	JPN	Liqui Moly Husqvarna Intact GP	HUSQVARNA	1'55.865	12	2'08.183 8 0.315 0.062
6	66 J.KELSO	AUS	BOE Motorsports	KTM	1'55.936	12	2'07.448 10 0.386 0.071
7	22 D.ALMANSA	SPA	Kopron Rivacold Snipers Team	HONDA	1'56.015	12	2'06.378 10 0.465 0.079
8	31 A.FERNANDEZ	SPA	Leopard Racing	HONDA	1'56.092	12	2'06.055 14 0.542 0.077
9	95 C.VEIJER	NED	Liqui Moly Husqvarna Intact GP	HUSQVARNA	1'56.142	16	2'08.489 12 0.592 0.050
10	18 M.BERTELLE	ITA	Kopron Rivacold Snipers Team	HONDA	1'56.181	11	2'07.602 12 0.631 0.039
11	99 J.RUEDA	SPA	Red Bull KTM Ajo	KTM	1'56.202	13	2'06.862 14 0.652 0.021
12	7 F.FARIOLI	ITA	SIC58 Squadra Corse	HONDA	1'56.445	10	2'08.704 11 0.895 0.243
13	96 D.HOLGADO	SPA	Red Bull GASGAS Tech3	GASGAS	1'56.493	14	2'07.375 14 0.943 0.048
14	58 L.LUNETTA	ITA	SIC58 Squadra Corse	HONDA	1'56.587	12	2'06.437 11 1.037 0.094
15	64 D.MUÑOZ	SPA	BOE Motorsports	KTM	1'56.606	12	2'08.015 7 1.056 0.019
16	82 S.NEPA	ITA	LEVELUP - MTA	KTM	1'56.674	13	2'06.798 13 1.124 0.068
17	72 T.FURUSATO	JPN	Honda Team Asia	HONDA	1'56.679	15	2'08.843 9 1.129 0.005
18	10 N.CARRARO	ITA	LEVELUP - MTA	KTM	1'56.843	14	2'08.979 12 1.293 0.164
19	19 S.OGDEN	GBR	FleetSafe Honda - MLav Racing	HONDA	1'57.411	10	2'07.529 12 1.861 0.568
20	78 J.ESTEBAN	SPA	CFMOTO Gaviota Aspar Team	CFMOTO	1'57.493	14	2'07.587 11 1.943 0.082
21	85 X.ZURUTUZA	SPA	Red Bull KTM Ajo	KTM	1'57.680	12	2'06.759 14 2.130 0.187
22	5 T.BUASRI	THA	Honda Team Asia	HONDA	1'57.724	11	2'08.868 10 2.174 0.044
23	12 J.ROULSTONE	AUS	Red Bull GASGAS Tech3	GASGAS	1'57.815	14	2'08.554 14 2.265 0.091
24	54 R.ROSSI	ITA	CIP Green Power	KTM	1'58.456	11	2'08.046 12 2.906 0.641
25	55 N.DETTWILER	SWI	CIP Green Power	KTM	1'58.784	11	2'07.026 13 3.234 0.328
26	32 R.WAKAMATSU	JPN	FleetSafe Honda - MLav Racing	HONDA	2'00.213	9	2'08.379 12 4.663 1.429

Pole Position Record:	2023	Jaume MASIA	1'56.331	148.5 Km/h
Best Race Lap:	2023	Ayumu SASAKI	1'57.064	147.6 Km/h
All Time Lap Record:	2024	Ivan ORTOLA	1'55.550	149.5 Km/h

The results are provisional until the end of the limit for protest and appeals.

Time limit for protest expires 60' after publication of the results - Time:

These data/results cannot be reproduced, stored and/or transmitted in whole or in part by any manner of electronic, mechanical, photocopying, recording, broadcasting or otherwise now known or herein after developed without the previous express consent by the copyright owner, except for reproduction in daily press and regular printed publications on sale to the public within 60 days of the event related to those data/results and always provided that copyright symbol appears together as follows below.
© DORNA, 2024



4801 m.

MOTUL GRAND PRIX OF JAPAN

Practice Nr. 2

Top Speed & Average

12



Rider	Nation	Motorcycle	Top 5 speeds					Average	Top
6 Ryusei YAMANAKA	JPN	KTM	219.9	217.7	216.8	216.8	216.8	217.6	219.9
99 Jose Antonio RUEDA	SPA	KTM	219.9	219.5	217.7	217.7	217.3	218.4	219.9
78 Joel ESTEBAN	SPA	CFMOTO	218.6	218.6	217.7	216.8	216.4	217.3	218.6
80 David ALONSO	COL	CFMOTO	218.1	217.3	217.3	216.8	216.4	217.0	218.1
85 Xabi ZURUTUZA	SPA	KTM	218.1	217.3	216.0	215.5	215.5	216.5	218.1
48 Ivan ORTOLA	SPA	KTM	217.7	216.4	216.4	215.5	215.5	216.3	217.7
64 David MUÑOZ	SPA	KTM	217.3	216.0	215.5	215.1	215.1	215.7	217.3
12 Jacob ROULSTONE	AUS	GASGAS	216.8	215.1	214.7	214.7	214.7	215.2	216.8
18 Matteo BERTELLE	ITA	HONDA	216.8	216.0	216.0	215.5	215.5	216.0	216.8
36 Angel PIQUERAS	SPA	HONDA	216.8	216.8	216.4	216.0	215.5	216.1	216.8
55 Noah DETTWILER	SWI	KTM	216.8	216.0	215.5	215.1	215.1	215.6	216.8
96 Daniel HOLGADO	SPA	GASGAS	216.8	216.0	216.0	216.0	216.0	216.2	216.8
10 Nicola CARRARO	ITA	KTM	216.4	216.0	215.5	215.5	214.7	215.4	216.4
19 Scott OGDEN	GBR	HONDA	216.4	216.4	215.1	215.1	214.2	215.4	216.4
58 Luca LUNETTA	ITA	HONDA	216.4	216.4	216.4	216.0	215.5	216.1	216.4
95 Collin VEIJER	NED	HUSQVARNA	216.4	215.5	215.1	215.1	215.1	215.4	216.4
24 Tatsuki SUZUKI	JPN	HUSQVARNA	216.0	215.5	214.7	214.7	214.2	214.8	216.0
31 Adrian FERNANDEZ	SPA	HONDA	216.0	216.0	216.0	215.5	215.5	215.8	216.0
82 Stefano NEPA	ITA	KTM	216.0	216.0	215.5	215.5	215.5	215.6	216.0
66 Joel KELSO	AUS	KTM	215.5	214.2	214.2	213.8	213.8	214.2	215.5
5 Tatchakorn BUASRI	THA	HONDA	215.1	213.8	213.4	213.4	213.4	213.8	215.1
54 Riccardo ROSSI	ITA	KTM	215.1	214.7	213.8	213.8	213.4	214.2	215.1
22 David ALMANSA	SPA	HONDA	214.7	214.7	214.7	214.2	214.2	214.5	214.7
72 Taiyo FURUSATO	JPN	HONDA	214.7	214.2	214.2	214.2	213.8	214.2	214.7
7 Filippo FARIOLI	ITA	HONDA	213.4	213.0	213.0	211.7	211.7	212.6	213.4
32 Rei WAKAMATSU	JPN	HONDA	213.0	211.7	211.3	211.3	211.3	211.6	213.0

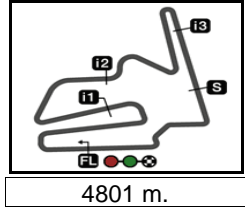
These data/results cannot be reproduced, stored and/or transmitted in whole or in part by any manner of electronic, mechanical, photocopying, recording, broadcasting or otherwise now known or herein after developed without the previous express consent by the copyright owner, except for reproduction in daily press and regular printed publications on sale to the public within 60 days of the event related to those data/results and always provided that copyright symbol appears together as follows below.

© DORNA, 2024

Official MotoGP Timing by TISSOT
www.motogp.com



Motegi, Saturday, October 05, 2024



MOTUL GRAND PRIX OF JAPAN
Practice Nr. 2
Chronological Analysis of Performances

13

* Lap / Sector time cancelled T1 Time from finish line to 1st intermediate T3 Time from 2nd intermed. to 3rd intermed.
P Crossing the finish line in pit lane T2 Time from 1st intermed. to 2nd intermed. T4 Time from 3rd intermediate to finish line

Lap	Lap Time	T1	T2	T3	T4	Speed	Lap	Lap Time	T1	T2	T3	T4	Speed		
1st	36	Angel PIQUERAS Leopard Racing SPA						1	2'34.599	37.494	26.209	36.737	37.241	213.8	
		Runs=1 Total laps=9 Full laps=8 Valid laps=8						2	2'15.870	33.648	25.567	37.649	39.006	170.0	
1	13'47.692	41.594	26.097	35.786	36.175	214.7	3	2'09.158	33.182	25.029	34.996	35.951	216.4		
2	2'08.013	33.089	24.860	34.740	35.324	215.5	4	2'08.926	32.922	25.051	34.970	35.983	216.0		
3	2'06.796	32.500	24.587	34.580	35.129	216.4	5	2'08.528	32.848	24.998	34.798	35.884	214.7		
4	2'07.740	32.675	25.026	34.682	35.357	215.5	6	2'08.173	32.838	24.812	34.817	35.706	214.2		
5	2'06.654	32.691	24.466	34.410	35.087	216.0	7	2'08.061	32.807	24.814	34.666	35.774	214.7		
6	2'06.247	32.461	24.372	34.378	35.036	215.5	8	2'00.116 P	32.749	24.760	34.717	27.890	214.2		
7	2'05.716	32.384	24.179	34.213	34.940	216.8	9	2'21.978	41.770	26.080	37.091	37.037	215.5		
8	2'07.346	32.717	24.592	34.594	35.443	214.2	10	2'10.975 *	33.630	26.171	35.337*	35.837	216.4		
9	2'07.506	32.593	24.316	34.621	35.976	216.8	11	2'06.437	32.704	24.706	34.143	34.884	216.4		
2nd	31	Adrian FERNANDEZ Leopard Racing SPA						5th	85	Xabi ZURUTUZA Red Bull KTM Ajo SPA					
		Runs=1 Total laps=14 Full laps=13 Valid laps=13								Runs=1 Total laps=14 Full laps=13 Valid laps=10					
1	3'09.585	37.453	26.272	35.921	36.937	216.0	1	2'56.812	37.064	25.808	35.756	36.355	213.4		
2	2'11.767	33.618	25.824	35.673	36.652	215.1	2	2'09.913	33.389	25.283	35.186	36.055	214.2		
3	2'10.197	33.402	25.508	35.193	36.094	215.5	3	2'08.903	32.917	25.059	35.081	35.846	213.4		
4	2'09.175	33.255	25.217	34.686	36.017	214.7	4	2'08.736	32.965	24.963	34.953	35.855	214.2		
5	2'08.641	33.010	25.073	34.681	35.877	216.0	5	2'08.351	32.803	24.853	34.978	35.717	213.8		
6	2'07.963	32.918	24.862	34.666	35.517	215.5	6	2'09.018	32.748	25.561	34.930	35.779	217.3		
7	2'07.457	32.702	24.730	34.447	35.578	216.0	7	2'07.923	32.713	24.924	34.771	35.515	213.8		
8	2'07.861	32.874	24.817	34.641	35.529	215.1	8	2'08.071 *	32.66*	24.875	34.918	35.611	215.1		
9	2'07.063	32.658	24.730	34.349	35.326	214.7	9	2'07.777	32.693	24.706	34.763	35.615	213.4		
10	2'07.321	32.640	24.629	34.447	35.605	214.2	10	2'07.472	32.536	24.772	34.556	35.608	215.5		
11	2'06.914	32.554	24.548	34.463	35.349	213.8	11	2'07.461 *	32.55*	24.739	34.649	35.516	216.0		
12	2'06.799	32.596	24.553	34.339	35.311	213.4	12	2'07.293 *	32.64*	24.651	34.509	35.486	215.5		
13	2'06.990	32.581	24.591	34.241	35.577	215.5	13	2'07.298	32.567	24.572	34.602	35.557	218.1		
14	2'06.055	32.595	24.366	34.097	34.997	214.7	14	2'06.759	32.457	24.489	34.475	35.338	213.4		
3rd	22	David ALMANSA Kopron Rivacold Snip SPA						6th	82	Stefano NEPA LEVELUP - MTA ITA					
		Runs=2 Total laps=12 Full laps=9 Valid laps=9								Runs=1 Total laps=14 Full laps=13 Valid laps=13					
1	2'35.182	38.125	26.199	36.294	36.709	214.2	1	3'12.953	38.069	26.487	36.195	36.783	214.2		
2	2'11.125	33.522	25.406	36.198	35.999	213.8	2	2'09.833	33.612	25.264	35.083	35.874	215.1		
3	2'08.641	33.093	25.043	34.914	35.591	213.4	3	2'09.084	33.113	24.999	35.056	35.916	215.5		
4	2'09.316	32.848	25.037	34.755	36.676	214.7	4	2'14.834	33.004	25.294	38.983	37.553	190.4		
5	2'08.511	32.931	25.020	34.796	35.764	212.5	5	2'07.798	32.841	24.897	34.590	35.470	215.5		
6	2'08.182	32.911	24.868	34.927	35.476	213.4	6	2'07.673	32.732	24.813	34.639	35.489	215.5		
7	2'08.043	32.945	24.765	34.784	35.549	213.4	7	2'07.642	32.774	24.759	34.592	35.517	214.7		
8	2'05.049 P	33.046	25.122	38.854	28.027	210.9	8	2'07.520	32.735	24.726	34.593	35.466	216.0		
9	2'12.178	37.056	25.077	34.610	35.435	213.0	9	2'07.523	32.738	24.703	34.550	35.532	214.2		
10	2'06.378	32.489	24.436	34.264	35.189	214.7	10	2'07.162	32.817	24.629	34.357	35.359	215.5		
11	2'06.952	32.656	24.614	34.435	35.247	214.7	11	2'07.093	32.735	24.623	34.374	35.361	215.1		
12	2'06.450	32.420	24.457	34.348	35.225	214.2	12	2'07.022	32.620	24.683	34.375	35.344	215.5		
							13	2'06.798	32.655	24.477	34.316	35.350	216.0		
4th	58	Luca LUNETTA SIC58 Squadra Corse ITA						14	2'07.867	32.723	24.547	34.346	36.251	214.7	
		Runs=2 Total laps=11 Full laps=8 Valid laps=7													

Fastest Lap: Angel PIQUERAS Leopard Racing SPA **2'05.716** 32.384 24.179 34.213 34.940

These data/results cannot be reproduced, stored and/or transmitted in whole or in part by any manner of electronic, mechanical, photocopying, recording, broadcasting or otherwise now known or herein after developed without the previous express consent by the copyright owner, except for reproduction in daily press and regular printed publications on sale to the public within 60 days of the event related to those data/results and always provided that copyright symbol appears together as follows below.
© DORNA, 2024

Practice Nr. 2

Moto3

Lap	Lap Time	T1	T2	T3	T4	Speed	Lap	Lap Time	T1	T2	T3	T4	Speed	
7th	99	Jose Antonio RUED				Red Bull KTM Ajo	SPA	8	2'08.984	33.132	25.110	35.034	35.708	215.1
		Runs=1	Total laps=14	Full laps=13	Valid laps=12		9	2'08.870 *	33.16*	25.025	34.823	35.858	215.5	
1	2'50.522	39.883	26.496	36.701	37.548	216.0	10	2'08.568	33.004	24.889	34.844	35.831	215.5	
2	2'11.303	33.876	25.560	35.475	36.392	215.1	11	2'09.369	33.125	24.988	35.224	36.032	213.8	
3	2'09.989	33.517	25.207	35.095	36.170	216.0	12	2'08.554	33.150	25.021	34.650	35.733	215.1	
4	2'09.470	33.323	25.113	35.150	35.884	216.4	13	2'07.829	32.910	24.785	34.584	35.550	216.0	
5	2'08.854	33.175	24.922	35.019	35.738	215.5	14	2'07.375	32.835	24.774	34.344	35.422	216.0	
6	2'08.400	33.016	24.861	34.799	35.724	216.0								
7	2'08.260	32.845	24.859	34.771	35.785	216.4								
8	2'07.956	32.896	24.771	34.701	35.588	216.4								
9	2'07.767	32.961	24.645	34.573	35.588	216.8								
10	2'07.718	32.935	24.697	34.583	35.503	217.7								
11	2'07.786	32.872	24.552	34.772	35.590	219.5								
12	2'10.614 *	35.695	24.847	34.558*	35.514	217.3								
13	2'07.240	32.769	24.543	34.567	35.361	217.7								
14	2'06.862	32.557	24.453	34.448	35.404	219.9								
8th	80	David ALONSO				CFMOTO Gaviota Asp COL								
		Runs=2	Total laps=11	Full laps=8	Valid laps=8									
1	4'28.654	38.007	27.159	36.235	36.581	214.2								
2	2'09.508	33.229	25.182	35.116	35.981	216.4								
3	2'08.240	32.661	24.970	34.824	35.785	216.0								
4	2'07.809	32.710	24.824	34.684	35.591	216.4								
5	2'07.508	32.541	24.741	34.757	35.469	216.4								
6	2'02.837 P	33.028	25.804	35.848	28.157	214.2								
7	2'18.278	42.132	25.487	34.971	35.688	217.3								
8	2'07.615	32.919	24.702	34.543	35.451	216.8								
9	2'07.027	32.679	24.582	34.403	35.363	217.3								
10	2'08.326	32.655	24.696	34.877	36.098	216.0								
11	2'06.979	32.491	24.576	34.630	35.282	218.1								
9th	55	Noah DETTWILER				CIP Green Power	SWI							
		Runs=2	Total laps=13	Full laps=10	Valid laps=10									
1	2'41.977	37.627	26.061	36.150	36.803	216.8								
2	2'09.960	33.450	25.233	35.129	36.148	215.5								
3	2'09.399	32.950	25.129	35.122	36.198	214.7								
4	2'09.086	33.161	25.222	34.809	35.894	215.1								
5	2'09.031	33.123	24.972	35.109	35.827	213.8								
6	2'08.265	32.976	24.930	34.741	35.618	215.1								
7	2'08.336	32.842	25.004	34.845	35.645	214.7								
8	1'59.575 P	32.889	24.734	34.783	27.169	214.7								
9	2'12.761	37.454	24.760	34.927	35.620	213.0								
10	2'07.367	32.784	24.582	34.478	35.523	213.8								
11	2'07.363	32.763	24.641	34.475	35.484	213.4								
12	2'07.100	32.723	24.645	34.435	35.297	215.1								
13	2'07.026	32.610	24.549	34.389	35.478	216.0								
10th	96	Daniel HOLGADO				Red Bull GASGAS Te	SPA							
		Runs=1	Total laps=14	Full laps=13	Valid laps=12									
1	3'09.119	37.664	26.347	36.531	37.038	213.0								
2	2'12.633	33.929	26.010	36.167	36.527	215.5								
3	2'10.909	33.593	25.588	35.514	36.214	216.8								
4	2'09.712	33.169	25.403	35.115	36.025	216.0								
5	2'09.483	33.290	25.165	34.973	36.055	215.5								
6	2'11.394	33.263	25.486	36.656	35.989	216.0								
7	2'09.072	33.143	25.010	34.890	36.029	215.1								
11th	48	Ivan ORTOLA				MT Helmets - MSI	SPA							
		Runs=2	Total laps=11	Full laps=8	Valid laps=8									
1	3'41.137	37.076	26.775	36.668	36.984	213.8								
2	2'10.173	33.507	25.559	35.212	35.895	215.1								
3	2'09.168	32.848	24.994	35.304	36.022	217.7								
4	2'09.486	33.257	25.145	35.173	35.911	215.5								
5	2'04.043 P	33.315	25.547	37.417	27.764	215.5								
6	2'17.072	40.591	25.193	35.377	35.911	215.1								
7	2'08.255	32.788	24.969	34.823	35.675	216.4								
8	2'08.095	32.929	24.889	34.846	35.431	213.8								
9	2'07.555	32.695	24.737	34.591	35.532	214.7								
10	2'11.967	32.793	24.644	37.082	37.448	177.0								
11	2'07.441	32.687	24.648	34.685	35.421	216.4								
12th	66	Joel KELSO				BOE Motorsports	AUS							
		Runs=3	Total laps=10	Full laps=5	Valid laps=5									
1	3'06.045	37.621	26.568	36.511	37.084	213.8								
2	2'12.575	34.218	25.971	35.746	36.640	213.8								
3	2'10.802	33.582	25.383	35.476	36.361	214.2								
4	2'07.703 P	35.623	26.555	36.259	29.266	203.7								
5	2'15.714	38.469	25.567	35.287	36.391	213.4								
6	2'10.209	33.393	25.434	35.072	36.310	213.8								
7	2'09.764	33.324	25.156	35.036	36.248	213.8								
8	2'10.627 P	34.538	26.942	38.375	30.772	169.5								
9	2'15.161	37.688	27.185	34.676	35.612	215.5								
10	2'07.448	32.680	24.767	34.416	35.585	214.2								
13th	19	Scott OGDEN				FleetSafe Honda - ML	GBR							
		Runs=2	Total laps=12	Full laps=9	Valid laps=8									
1	2'38.036	37.572	26.640	37.820	37.356	211.3								
2	2'10.952	33.761	25.396	35.228	36.567	216.4								
3	2'13.131	33.284	25.155	38.133	36.559	212.5								
4	2'09.689	33.353	25.224	35.004	36.108	215.1								
5	2'08.899	33.064	25.028	34.854	35.953	215.1								
6	2'08.867	32.878	24.963	35.032	35.994	216.4								
7	2'09.048	33.053	25.085	34.888	36.022	213.0								
8	2'00.458 P	32.974	24.907	34.872	27.705	214.2								
9	2'13.179	36.878	25.175	34.968	36.158	213.0								
10	2'08.692	33.010	24.958	34.777	35.947	212.5								
11	2'08.381 *	32.877	24.584	34.924*	35.996	212.5								
12	2'07.529	32.757	24.630	34.591	35.551	212.5								
14th	78	Joel ESTEBAN				CFMOTO Gaviota Asp	SPA							
		Runs=2	Total laps=12	Full laps=9	Valid laps=9									
1	2'50.799	39.226	26.864	35.605	38.402	215.5								
2	2'11.095	33.673	25.648	35.585	36.189	218.6								
3	2'10.092	33.511	25.318	35.277	35.986	217.7								
4	2'13.878	33.254	25.189	38.543	36.892	216.0								

Fastest Lap: Angel PIQUERAS Leopard Racing SPA **2'05.716** 32.384 24.179 34.213 34.940

These data/results cannot be reproduced, stored and/or transmitted in whole or in part by any manner of electronic, mechanical, photocopying, recording, broadcasting or otherwise now known or herein after developed without the previous express consent by the copyright owner, except for reproduction in daily press and regular printed publications on sale to the public within 60 days of the event related to those data/results and always provided that copyright symbol appears together as follows below.
© DORNA, 2024

Practice Nr. 2

Moto3

Lap	Lap Time	T1	T2	T3	T4	Speed	Lap	Lap Time	T1	T2	T3	T4	Speed		
5	2'09.029	33.001	25.034	35.015	35.979	216.4	18th 54	Riccardo ROSSI	CIP Green Power				ITA		
6	2'09.166	33.049	25.227	34.974	35.916	216.8			Runs=2	Total laps=12	Full laps=9	Valid laps=8			
7	2'08.816	33.044	25.033	34.926	35.813	216.4			1	2'58.333	38.733	26.916	37.660	37.509	213.8
8	2'08.726	32.942	25.002	35.026	35.756	218.6			2	2'13.588	34.726	25.808	36.416	36.638	213.8
9	2'01.482 P	33.330	25.144	35.450	27.558	213.8			3	2'10.754	33.516	25.290	35.664	36.284	213.4
10	2'09.381	34.890	24.694	34.373	35.424	216.0			4	2'09.974	33.289	25.089	35.535	36.061	214.7
11	2'07.587	32.681	24.749	34.474	35.683	216.0			5	2'09.382	33.329	25.017	35.191	35.845	215.1
12	2'09.450	32.845	24.985	35.600	36.020	216.4			6	2'13.118 P	36.390	28.161	38.698	29.869	206.5
15th 18 Matteo BERTELLE Kopron Rivacold Snip ITA									7	2'14.907	36.830	25.767	35.924	36.386	211.7
Runs=2 Total laps=13 Full laps=10 Valid laps=10									8	2'10.386 *	33.49*	25.225	35.380	36.283	212.1
1	2'39.710	36.694	26.305	36.344	36.608	213.8			9	2'09.295	33.176	25.000	35.151	35.968	211.3
2	2'10.153	33.530	25.052	35.365	36.206	215.5			10	2'08.977	33.158	24.855	35.079	35.885	211.3
3	2'08.863	33.068	24.841	35.109	35.845	216.8	11	2'08.482	33.045	24.803	34.921	35.713	211.7		
4	2'10.583	33.548	25.602	35.348	36.085	215.5	12	2'08.046	32.945	24.638	34.800	35.663	212.1		
5	2'08.171	32.836	24.800	34.855	35.680	216.0	19th 24 Tatsuki SUZUKI Liqui Moly Husqvarna JPN								
6	2'08.757	32.824	24.770	35.280	35.883	212.5	Runs=2 Total laps=8 Full laps=5 Valid laps=5								
7	2'08.029	32.742	24.717	34.958	35.612	214.7	1	3'38.153	37.610	26.597	36.360	36.822	215.5		
8	2'00.722 P	32.765	24.697	34.871	28.389	216.0	2	2'10.881	33.795	25.360	35.389	36.337	216.0		
9	2'11.035	35.687	24.848	34.823	35.677	213.0	3	2'10.235	33.555	25.187	35.343	36.150	214.7		
10	2'07.608	32.447	24.759	34.900	35.502	213.4	4	2'10.088	33.313	25.094	35.555	36.126	214.2		
11	2'07.799	32.522	24.810	34.894	35.573	211.7	5	2'11.618 P	34.116	25.947	39.501	32.054	159.2		
12	2'07.602	32.607	24.680	34.858	35.457	215.1	6	2'17.601	41.284	25.181	35.176	35.960	214.2		
13	2'07.745	32.618	24.566	34.973	35.588	214.7	7	2'08.951	33.193	24.951	34.994	35.813	214.7		
16th 6 Ryusei YAMANAKA MT Helmets - MSI JPN							8	2'08.183	33.098	24.738	34.559	35.788	214.2		
Runs=1 Total laps=14 Full laps=13 Valid laps=12							PIT 32.973 24.741 4'11.254 36.441 164.1								
1	2'37.542	37.415	26.103	36.441	37.209	214.2	20th 32 Rei WAKAMATSU FleetSafe Honda - ML JPN								
2	2'11.070	33.851	25.288	35.587	36.344	214.2	Runs=1 Total laps=14 Full laps=13 Valid laps=12								
3	2'10.069	33.471	25.144	35.200	36.254	214.7	1	2'42.373	38.851	26.168	36.642	37.648	211.3		
4	2'11.343	33.441	25.120	35.433	37.349	217.7	2	2'12.783	34.008	25.629	36.267	36.879	211.3		
5	2'09.919	33.221	25.086	35.434	36.178	216.8	3	2'13.340	35.687	25.306	35.866	36.481	211.3		
6	2'09.289	33.165	25.027	35.012	36.085	216.8	4	2'11.609	34.128	25.219	35.744	36.518	210.9		
7	2'10.298	33.703	25.301	35.030	36.264	216.0	5	2'11.272	33.892	25.082	35.976	36.322	211.7		
8	2'09.754	33.333	25.102	35.069	36.250	215.1	6	2'10.853	33.736	25.257	35.332	36.528	210.9		
9	2'09.993	33.220	25.223	35.375	36.175	215.1	7	2'09.841	33.319	25.079	35.319	36.124	211.3		
10	2'09.755	33.413	25.059	35.123	36.160	215.1	8	2'09.369	33.382	25.011	35.035	35.941	210.9		
11	2'08.925	33.394	24.922	34.957	35.652	216.8	9	2'09.561	33.383	25.039	35.163	35.976	213.0		
12	2'07.701	32.831	24.616	34.584	35.670	216.4	10	2'09.409	33.340	24.750	34.995	36.324	211.3		
13	2'08.642	32.881	24.757	35.182	35.822	214.7	11	2'09.469	33.675	24.928	34.911	35.955	210.5		
14	2'09.004 *	33.163	24.783	35.003*	36.055	219.9	12	2'08.379	33.165	24.747	34.693	35.774	210.9		
17th 64 David MUÑOZ BOE Motorsports SPA							13	2'09.542	32.967	25.754	34.558	36.263	210.5		
Runs=3 Total laps=10 Full laps=5 Valid laps=5							14	2'08.836 *	33.412	24.875	34.798*	35.751	209.7		
1	3'00.573	37.466	25.964	35.997	36.417	215.1	21st 95 Collin VEIJER Liqui Moly Husqvarna NED								
2	2'10.032	33.344	25.318	35.216	36.154	217.3	Runs=1 Total laps=14 Full laps=13 Valid laps=13								
3	2'09.028	33.060	25.074	35.122	35.772	215.5	1	3'36.318	38.166	26.695	36.817	36.669	213.4		
4	2'13.602	33.341	25.825	37.604	36.832	197.8	2	2'13.936	33.818	25.447	35.865	38.806	214.2		
5	2'02.150 P	33.151	25.257	35.542	28.200	204.9	3	2'10.177	33.369	25.154	35.544	36.110	215.1		
6	2'12.689	37.309	25.032	34.783	35.565	215.1	4	2'10.010	33.439	25.192	35.401	35.978	216.4		
7	2'08.015	32.858	24.880	34.704	35.573	216.0	5	2'10.427	33.214	25.305	36.167	35.741	214.2		
8	2'08.086	32.738	24.850	34.812	35.686	215.1	6	2'09.617	33.333	25.213	35.278	35.793	215.5		
9	2'00.375 P	32.995	24.906	35.429	27.045	206.1	7	2'09.165	33.224	25.033	35.375	35.533	215.1		
10	2'15.381	37.951	26.034	35.016	36.380	214.7	8	2'09.238	33.291	25.087	35.181	35.679	214.7		
PIT 35.389 26.862 36.553 28.761 203.7							9	2'08.783	33.162	24.979	35.056	35.586	214.7		
							10	2'09.948	33.133	24.722	35.269	36.824	205.3		

Fastest Lap: Angel PIQUERAS Leopard Racing SPA **2'05.716** 32.384 24.179 34.213 34.940

These data/results cannot be reproduced, stored and/or transmitted in whole or in part by any manner of electronic, mechanical, photocopying, recording, broadcasting or otherwise now known or herein after developed without the previous express consent by the copyright owner, except for reproduction in daily press and regular printed publications on sale to the public within 60 days of the event related to those data/results and always provided that copyright symbol appears together as follows below.
© DORNA, 2024

Practice Nr. 2

Moto3

Lap	Lap Time	T1	T2	T3	T4	Speed	Lap	Lap Time	T1	T2	T3	T4	Speed
11	2'09.024	33.239	24.841	35.023	35.921	214.7	6	2'09.432	33.098	25.003	35.327	36.004	213.4
12	2'08.489	33.184	24.812	34.984	35.509	215.1	7	2'09.223	33.015	25.101	35.100	36.007	212.5
13	2'08.631	33.196	24.782	35.015	35.638	215.1	8	2'06.486 P	33.783	25.641	36.615	30.447	168.7
14	2'08.822	33.197	24.763	34.943	35.919	214.7	9	2'13.287	36.884	25.252	35.134	36.017	211.3

22nd 12 **Jacob ROULSTONE** Red Bull GASGAS Te AUS
Runs=1 Total laps=14 Full laps=13 Valid laps=13

1	2'58.532	38.295	26.285	36.094	37.299	216.8
2	2'12.406	33.903	25.867	35.752	36.884	214.7
3	2'10.250	33.223	25.305	35.185	36.537	214.7
4	2'10.855	33.336	25.316	35.868	36.335	213.8
5	2'09.612	33.040	25.256	35.314	36.002	214.2
6	2'09.263	32.851	25.133	34.988	36.291	214.2
7	2'09.234	33.001	24.986	34.986	36.261	214.2
8	2'09.121	33.151	24.977	35.050	35.943	214.7
9	2'08.884	32.852	25.042	34.831	36.159	213.8
10	2'09.253	32.801	24.933	35.041	36.478	212.1
11	2'13.633	32.849	24.925	35.059	40.800	213.8
12	2'08.696	32.890	24.870	35.057	35.879	213.8
13	2'11.373	32.970	25.157	36.049	37.197	201.8
14	2'08.554	33.007	24.907	34.811	35.829	215.1

26th 10 **Nicola CARRARO** LEVELUP - MTA ITA
Runs=2 Total laps=12 Full laps=9 Valid laps=8

1	3'02.087	40.101	27.679	37.110	38.039	214.7
2	2'13.282	34.507	26.041	35.836	36.898	214.7
3	2'12.112 *	34.50 *	25.750	35.480	36.377	216.0
4	2'09.927	33.346	25.353	35.227	36.001	216.4
5	2'10.163	33.538	25.406	35.089	36.130	215.5
6	2'01.453 P	33.321	25.192	35.656	27.284	212.5
7	2'14.992	37.379	25.791	35.677	36.145	213.8
8	2'10.099	33.486	25.119	35.324	36.170	213.8
9	2'10.026	33.656	25.169	35.111	36.090	213.4
10	2'09.087	33.349	24.853	34.883	36.002	214.2
11	2'09.207	33.336	24.828	35.075	35.968	214.7
12	2'08.979	33.463	24.743	34.874	35.899	215.5

23rd 7 **Filippo FARIOLI** SIC58 Squadra Corse ITA
Runs=2 Total laps=12 Full laps=9 Valid laps=8

1	2'27.248	37.753	26.434	35.970	37.438	210.1
2	2'11.379	34.011	25.632	35.396	36.340	211.7
3	2'10.474	33.432	25.355	35.128	36.559	211.3
4	2'10.064	33.442	25.386	34.967	36.269	211.3
5	2'09.272	33.395	25.108	34.816	35.953	210.9
6	2'09.463	33.425	25.024	34.994	36.020	211.7
7	2'09.001	33.236	24.997	34.886	35.882	211.3
8	2'17.776 *	36.00 *	25.410	36.698	39.668	167.7
9	1'59.112 P	33.107	24.993	34.840	26.172	211.3
10	2'17.852	37.842	26.661	36.592	36.757	213.0
11	2'08.704	33.471	24.976	34.502	35.755	213.4
12	2'08.944	34.136	24.799	34.209	35.800	213.0

24th 72 **Taiyo FURUSATO** Honda Team Asia JPN
Runs=2 Total laps=9 Full laps=6 Valid laps=6

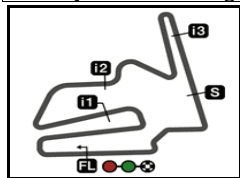
1	3'51.769	37.066	26.124	35.542	36.711	213.0
2	2'10.213	33.554	25.165	35.174	36.320	214.2
3	2'09.185	33.194	25.032	34.926	36.033	214.2
4	2'08.881	33.075	24.940	34.834	36.032	214.7
5	3'45.941 P	32.946	24.887	2'19.779	28.329	212.5
6	2'13.210	36.186	25.392	35.411	36.221	212.5
7	2'08.891	33.148	24.806	34.939	35.998	213.4
8	2'09.281	33.121	24.897	35.180	36.083	213.8
9	2'08.843	33.013	24.809	35.000	36.021	214.2

25th 5 **Tatchakorn BUASRI** Honda Team Asia THA
Runs=2 Total laps=11 Full laps=8 Valid laps=7

1	3'03.134	37.551	26.185	38.086	37.537	213.0
2	2'12.378	33.941	25.772	35.987	36.678	215.1
3	2'10.998	33.835	25.505	35.589	36.069	213.4
4	2'09.860 *	33.18 *	25.199	35.477	36.003	213.4
5	2'09.524	33.196	25.092	35.234	36.002	213.8

Fastest Lap: Angel PIQUERAS Leopard Racing SPA 2'05.716 32.384 24.179 34.213 34.940

These data/results cannot be reproduced, stored and/or transmitted in whole or in part by any manner of electronic, mechanical, photocopying, recording, broadcasting or otherwise now known or herein after developed without the previous express consent by the copyright owner, except for reproduction in daily press and regular printed publications on sale to the public within 60 days of the event related to those data/results and always provided that copyright symbol appears together as follows below.
© DORNA, 2024



4801 m.

MOTUL GRAND PRIX OF JAPAN

Practice Nr. 2

Best Partial Times

Moto3™


IT Ideal Lap Time, sum of the best partial times

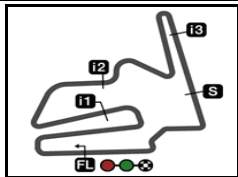
BT Best Lap Time

T1		T2		T3		T4				IT		BT	
Pos	Rider	Time	Rider	Time	Rider	Time	Rider	Time	Pos	Rider	IT	BT	
1A.	PIQUERAS	32.384	A.PIQUERAS	24.179	A.FERNANDEZ	34.097	L.LUNETTA	34.884	1	A.PIQUERAS	2'05.716	2'05.716	(1)
2D.	ALMANSA	32.420	A.FERNANDEZ	24.366	L.LUNETTA	34.143	A.PIQUERAS	34.940	2	A.FERNANDEZ	2'06.014	2'06.055	(2)
3M.	BERTELLE	32.447	D.ALMANSA	24.436	F.FARIOLI	34.209	A.FERNANDEZ	34.997	3	D.ALMANSA	2'06.309	2'06.378	(3)
4X.	ZURUTUZA	32.457	J.RUEDA	24.453	A.PIQUERAS	34.213	D.ALMANSA	35.189	4	L.LUNETTA	2'06.437	2'06.437	(4)
5D.	ALONSO	32.491	S.NEPA	24.477	D.ALMANSA	34.264	D.ALONSO	35.282	5	D.ALONSO	2'06.752	2'06.979	(8)
6A.	FERNANDEZ	32.554	X.ZURUTUZA	24.489	S.NEPA	34.316	N.DETTWILER	35.297	6	S.NEPA	2'06.757	2'06.798	(6)
7J.	RUEDA	32.557	N.DETTWILER	24.549	D.HOLGADO	34.344	X.ZURUTUZA	35.338	7	X.ZURUTUZA	2'06.759	2'06.759	(5)
8N.	DETTWILER	32.610	M.BERTELLE	24.566	J.ESTEBAN	34.373	S.NEPA	35.344	8	J.RUEDA	2'06.819	2'06.862	(7)
9S.	NEPA	32.620	D.ALONSO	24.576	N.DETTWILER	34.389	J.RUEDA	35.361	9	N.DETTWILER	2'06.845	2'07.026	(9)
10J.	KELSO	32.680	S.OGDEN	24.584	D.ALONSO	34.403	I.ORTOLA	35.421	10	J.ESTEBAN	2'07.172	2'07.587	(14)
11J.	ESTEBAN	32.681	R.YAMANAKA	24.616	J.KELSO	34.416	D.HOLGADO	35.422	11	M.BERTELLE	2'07.293	2'07.602	(15)
12I.	ORTOLA	32.687	R.ROSSI	24.638	J.RUEDA	34.448	J.ESTEBAN	35.424	12	I.ORTOLA	2'07.343	2'07.441	(11)
13L.	LUNETTA	32.704	I.ORTOLA	24.644	X.ZURUTUZA	34.475	M.BERTELLE	35.457	13	D.HOLGADO	2'07.375	2'07.375	(10)
14D.	MUÑOZ	32.738	J.ESTEBAN	24.694	R.WAKAMATSU	34.558	C.VEIJER	35.509	14	J.KELSO	2'07.448	2'07.448	(12)
15S.	OGDEN	32.757	L.LUNETTA	24.706	T.SUZUKI	34.559	S.OGDEN	35.551	15	S.OGDEN	2'07.483	2'07.529	(13)
16J.	ROULSTONE	32.801	C.VEIJER	24.722	R.YAMANAKA	34.584	D.MUÑOZ	35.565	16	R.YAMANAKA	2'07.683	2'07.701	(16)
17R.	YAMANAKA	32.831	T.SUZUKI	24.738	S.OGDEN	34.591	J.KELSO	35.585	17	D.MUÑOZ	2'07.857	2'08.015	(17)
18D.	HOLGADO	32.835	T.BUASRI	24.739	I.ORTOLA	34.591	R.YAMANAKA	35.652	18	F.FARIOLI	2'07.870	2'08.704	(23)
19R.	ROSSI	32.945	N.CARRARO	24.743	D.MUÑOZ	34.704	R.ROSSI	35.663	19	R.WAKAMATSU	2'08.023	2'08.379	(20)
20T.	FURUSATO	32.946	R.WAKAMATSU	24.747	R.ROSSI	34.800	R.WAKAMATSU	35.751	20	R.ROSSI	2'08.046	2'08.046	(18)
21R.	WAKAMATSU	32.967	J.KELSO	24.767	J.ROULSTONE	34.811	F.FARIOLI	35.755	21	T.SUZUKI	2'08.058	2'08.183	(19)
22T.	SUZUKI	32.973	D.HOLGADO	24.774	M.BERTELLE	34.823	T.SUZUKI	35.788	22	C.VEIJER	2'08.307	2'08.489	(21)
23T.	BUASRI	33.013	F.FARIOLI	24.799	T.FURUSATO	34.834	J.ROULSTONE	35.829	23	J.ROULSTONE	2'08.311	2'08.554	(22)
24F.	FARIOLI	33.107	T.FURUSATO	24.806	N.CARRARO	34.874	N.CARRARO	35.899	24	T.FURUSATO	2'08.584	2'08.843	(24)

These data/results cannot be reproduced, stored and/or transmitted in whole or in part by any manner of electronic, mechanical, photocopying, recording, broadcasting or otherwise now known or herein after developed without the previous express consent by the copyright owner, except for reproduction in daily press and regular printed publications on sale to the public within 60 days of the event related to those data/results and always provided that copyright symbol appears together as follows below.
© DORNA, 2024

Mobility Resort Motegi

Results and timing service provided by  **TISSOT**



4801 m.

MOTUL GRAND PRIX OF JAPAN

Practice Nr. 2

Best Partial Times

Moto3™

IT Ideal Lap Time, sum of the best partial times

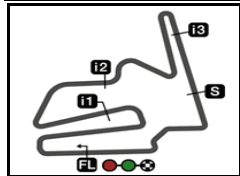
BT Best Lap Time

		T1		T2		T3		T4				
<i>Pos</i>	<i>Rider</i>	<i>Time</i>	<i>Rider</i>	<i>Time</i>	<i>Rider</i>	<i>Time</i>	<i>Rider</i>	<i>Time</i>	<i>Pos</i>	<i>Rider</i>	<i>IT</i>	<i>BT</i>
25	C.VEIJER	33.133	D.MUÑOZ	24.850	C.VEIJER	34.943	T.FURUSATO	35.998	25	T.BUASRI	2'08.702	2'08.868 (25)
26	N.CARRARO	33.321	J.ROULSTONE	24.870	T.BUASRI	34.948	T.BUASRI	36.002	26	N.CARRARO	2'08.837	2'08.979 (26)

These data/results cannot be reproduced, stored and/or transmitted in whole or in part by any manner of electronic, mechanical, photocopying, recording, broadcasting or otherwise now known or herein after developed without the previous express consent by the copyright owner, except for reproduction in daily press and regular printed publications on sale to the public within 60 days of the event related to those data/results and always provided that copyright symbol appears together as follows below.
© DORNA, 2024

Official MotoGP Timing by **TISSOT**
www.motogp.com





4801 m.

MOTUL GRAND PRIX OF JAPAN

Practice Nr. 2

Fastest Laps Sequence

<i>Practice Time</i>	 <i>Rider</i>	<i>Nation</i>	<i>Motorcycle</i>	<i>Time</i>	<i>Km/h</i>	<i>Rider's Lap</i>
4'38.627	7 Filippo FARIOLI	ITA	HONDA	2'11.379	131.5	2
4'46.307	22 David ALMANSA	SPA	HONDA	2'11.125	131.8	2
4'48.612	6 Ryusei YAMANAKA	JPN	KTM	2'11.070	131.8	2
4'48.988	19 Scott OGDEN	GBR	HONDA	2'10.952	131.9	2
4'49.863	18 Matteo BERTELLE	ITA	HONDA	2'10.153	132.7	2
4'51.937	55 Noah DETTWILER	SWI	KTM	2'09.960	132.9	2
5'06.725	85 Xabi ZURUTUZA	SPA	KTM	2'09.913	133.0	2
5'22.786	82 Stefano NEPA	ITA	KTM	2'09.833	133.1	2
6'38.162	80 David ALONSO	COL	CFMOTO	2'09.508	133.4	2
6'54.948	22 David ALMANSA	SPA	HONDA	2'08.641	134.3	3
8'46.402	80 David ALONSO	COL	CFMOTO	2'08.240	134.7	3
10'54.211	80 David ALONSO	COL	CFMOTO	2'07.809	135.2	4
11'54.502	82 Stefano NEPA	ITA	KTM	2'07.798	135.2	5
13'01.719	80 David ALONSO	COL	CFMOTO	2'07.508	135.5	5
16'04.785	31 Adrian FERNANDEZ	SPA	HONDA	2'07.457	135.6	7
18'02.501	36 Angel PIQUERAS	SPA	HONDA	2'06.796	136.3	3
22'16.895	36 Angel PIQUERAS	SPA	HONDA	2'06.654	136.4	5
24'23.142	36 Angel PIQUERAS	SPA	HONDA	2'06.247	136.9	6
26'28.858	36 Angel PIQUERAS	SPA	HONDA	2'05.716	137.4	7

These data/results cannot be reproduced, stored and/or transmitted in whole or in part by any manner of electronic, mechanical, photocopying, recording, broadcasting or otherwise now known or herein after developed without the previous express consent by the copyright owner, except for reproduction in daily press and regular printed publications on sale to the public within 60 days of the event related to those data/results and always provided that copyright symbol appears together as follows below.

© DORNA, 2024