

PERTAMINA GRAND PRIX OF INDONESIA

Qualifying Results



4301 m.

Rider	Nation	Team	Motorcycle	Time	Lap	Total	Gap	Top Speed
1 89 Jorge MARTIN	SPA	Prima Pramac Racing	DUCATI	Q2 1'29.088	3	9		318.5
2 72 Marco BEZZECCHI	ITA	Pertamina Enduro VR46 Racing Team	DUCATI	Q2 1'29.623	9	9	0.535 0.535	314.8
3 31 Pedro ACOSTA	SPA	Red Bull GASGAS Tech3	KTM	Q2 1'29.671	6	9	0.583 0.048	319.5
4 1 Francesco BAGNAIA	ITA	Ducati Lenovo Team	DUCATI	Q2 1'29.745	6	9	0.657 0.074	319.5
5 23 Enea BASTIANINI	ITA	Ducati Lenovo Team	DUCATI	Q2 1'29.792	7	8	0.704 0.047	318.5
6 20 Fabio QUARTARARO	FRA	Monster Energy Yamaha MotoGP	YAMAHA	Q2 1'29.848	6	9	0.760 0.056	311.2
7 5 Johann ZARCO	FRA	CASTROL Honda LCR	HONDA	Q2 1'29.942	3	9	0.854 0.094	312.1
8 49 Fabio DI GIANNANTONI	ITA	Pertamina Enduro VR46 Racing Team	DUCATI	Q2 1'29.963	9	9	0.875 0.021	309.4
9 21 Franco MORBIDELLI	ITA	Prima Pramac Racing	DUCATI	Q2 1'30.107	5	8	1.019 0.144	316.7
10 12 Maverick VIÑALES	SPA	Aprilia Racing	APRILIA	Q2 1'30.418	3	8	1.330 0.311	313.9
11 25 Raul FERNANDEZ	SPA	Trackhouse Racing	APRILIA	Q2 1'30.524	3	8	1.436 0.106	313.9
12 93 Marc MARQUEZ	SPA	Gresini Racing MotoGP	DUCATI	Q1 1'29.885				
13 41 Aleix ESPARGARO	SPA	Aprilia Racing	APRILIA	Q1 1'30.110	5	5 (*)	0.115 0.048	314.8
14 73 Alex MARQUEZ	SPA	Gresini Racing MotoGP	DUCATI	Q1 1'30.243	3	7 (*)	0.248 0.133	312.1
15 42 Alex RINS	SPA	Monster Energy Yamaha MotoGP	YAMAHA	Q1 1'30.293	3	8 (*)	0.298 0.050	312.1
16 43 Jack MILLER	AUS	Red Bull KTM Factory Racing	KTM	Q1 1'30.385	3	8 (*)	0.390 0.092	313.0
17 10 Luca MARINI	ITA	Repsol Honda Team	HONDA	Q1 1'30.395	6	9 (*)	0.400 0.010	313.0
18 30 Takaaki NAKAGAMI	JPN	IDEMITSU Honda LCR	HONDA	Q1 1'30.430	6	9 (*)	0.435 0.035	310.3
19 33 Brad BINDER	RSA	Red Bull KTM Factory Racing	KTM	Q1 1'30.582	3	7 (*)	0.587 0.152	317.6
20 36 Joan MIR	SPA	Repsol Honda Team	HONDA	Q1 1'30.698	3	8 (*)	0.703 0.116	313.9
21 37 Augusto FERNANDEZ	SPA	Red Bull GASGAS Tech3	KTM	Q1 1'31.086	8	8 (*)	1.091 0.388	313.9

* Gap with the fastest rider in the Q1 session.

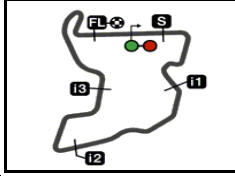
Pole Position:		Jorge MARTIN	1'29.088	173.8 Km/h
Q1 Best Lap:	Lap 5	Johann ZARCO	(*) 1'29.995	172.0 Km/h
Best Race Lap:	2023	Enea BASTIANINI	1'30.906	170.3 Km/h
All-Time Lap Record:	2024	Jorge MARTIN	1'29.088	173.8 Km/h

The results are provisional until the end of the limit for protest and appeals.

Time limit for protest expires 60' after publication of the results - Time:


These data/results cannot be reproduced, stored and/or transmitted in whole or in part by any manner of electronic, mechanical, photocopying, recording, broadcasting or otherwise now known or herein after developed without the previous express consent by the copyright owner, except for reproduction in daily press and regular printed publications on sale to the public within 60 days of the event related to those data/results and always provided that copyright symbol appears together as follows below.

© DORNA, 2024



PERTAMINA GRAND PRIX OF INDONESIA
Qualifying Nr. 2
Classification

20

	Rider	Nation	Team	Motorcycle	Time	Lap	Total	Gap	Top Speed
1	89 Jorge MARTIN	SPA	Prima Pramac Racing	DUCATI	1'29.088	3	9		318.5
2	72 Marco BEZZECCHI	ITA	Pertamina Enduro VR46 Racing Te	DUCATI	1'29.623	9	9	0.535 0.535	314.8
3	31 Pedro ACOSTA	SPA	Red Bull GASGAS Tech3	KTM	1'29.671	6	9	0.583 0.048	319.5
4	1 Francesco BAGNAIA	ITA	Ducati Lenovo Team	DUCATI	1'29.745	6	9	0.657 0.074	319.5
5	23 Enea BASTIANINI	ITA	Ducati Lenovo Team	DUCATI	1'29.792	7	8	0.704 0.047	318.5
6	20 Fabio QUARTARARO	FRA	Monster Energy Yamaha MotoGP	YAMAHA	1'29.848	6	9	0.760 0.056	311.2
7	5 Johann ZARCO	FRA	CASTROL Honda LCR	HONDA	1'29.942	3	9	0.854 0.094	312.1
8	49 Fabio DI GIANNANTONIO	ITA	Pertamina Enduro VR46 Racing Te	DUCATI	1'29.963	9	9	0.875 0.021	309.4
9	21 Franco MORBIDELLI	ITA	Prima Pramac Racing	DUCATI	1'30.107	5	8	1.019 0.144	316.7
10	12 Maverick VIÑALES	SPA	Aprilia Racing	APRILIA	1'30.418	3	8	1.330 0.311	313.9
11	25 Raul FERNANDEZ	SPA	Trackhouse Racing	APRILIA	1'30.524	3	8	1.436 0.106	313.9
Not classified									
*	93 Marc MARQUEZ	SPA	Gresini Racing MotoGP	DUCATI					

Practice condition: Dry
 Air: 29°
 Humidity: 78%
 Ground: 56°

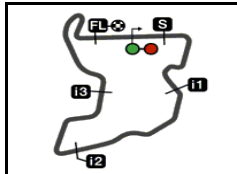
Fastest Lap:	Lap: 3	Jorge MARTIN	1'29.088	173.8 Km/h
Best Race Lap:	2023	Enea BASTIANINI	1'30.906	170.3 Km/h
All-Time Lap Record:	2024	Jorge MARTIN	1'29.088	173.8 Km/h

The results are provisional until the end of the limit for protest and appeals.

Time limit for protest expires 60' after publication of the results - Time:

These data/results cannot be reproduced, stored and/or transmitted in whole or in part by any manner of electronic, mechanical, photocopying, recording, broadcasting or otherwise now known or herein after developed without the previous express consent by the copyright owner, except for reproduction in daily press and regular printed publications on sale to the public within 60 days of the event related to those data/results and always provided that copyright symbol appears together as follows below.

© DORNA, 2024



4301 m.

PERTAMINA GRAND PRIX OF INDONESIA

Qualifying Nr. 2

Top Speed & Average

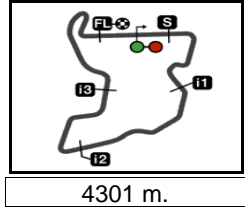
21



<i>Rider</i>	<i>Nation</i>	<i>Motorcycle</i>	<i>Top 5 speeds</i>					<i>Average</i>	<i>Top</i>
1 Francesco BAGNAIA	ITA	DUCATI	319.5	317.6	316.7	315.7	315.7	316.8	319.5
31 Pedro ACOSTA	SPA	KTM	319.5	318.5	315.7	314.8	313.9	316.5	319.5
23 Enea BASTIANINI	ITA	DUCATI	318.5	317.6	316.7	315.7	315.7	316.7	318.5
89 Jorge MARTIN	SPA	DUCATI	318.5	318.5	318.5	316.7	316.7	317.8	318.5
21 Franco MORBIDELLI	ITA	DUCATI	316.7	315.7	315.7	314.8	314.8	315.5	316.7
72 Marco BEZZECCHI	ITA	DUCATI	314.8	313.9	313.9	312.1	311.2	312.6	314.8
12 Maverick VIÑALES	SPA	APRILIA	313.9	313.9	313.0	313.0	312.1	313.2	313.9
25 Raul FERNANDEZ	SPA	APRILIA	313.9	313.0	310.3	310.3	309.4	311.4	313.9
93 Marc MARQUEZ	SPA	DUCATI	313.0	313.0				313.0	313.0
5 Johann ZARCO	FRA	HONDA	312.1	312.1	311.2	309.4	309.4	310.8	312.1
20 Fabio QUARTARARO	FRA	YAMAHA	311.2	310.3	310.3	310.3	310.3	310.5	311.2
49 Fabio DI GIANNANTONIO	ITA	DUCATI	309.4	308.5	308.5	308.5	307.6	308.4	309.4

These data/results cannot be reproduced, stored and/or transmitted in whole or in part by any manner of electronic, mechanical, photocopying, recording, broadcasting or otherwise now known or herein after developed without the previous express consent by the copyright owner, except for reproduction in daily press and regular printed publications on sale to the public within 60 days of the event related to those data/results and always provided that copyright symbol appears together as follows below.

© DORNA, 2024



PERTAMINA GRAND PRIX OF INDONESIA

Qualifying Nr. 2

Chronological Analysis of Performances

22

* Lap / Sector time cancelled T1 Time from finish line to 1st intermediate T3 Time from 2nd intermed. to 3rd intermed.
 P Crossing the finish line in pit lane T2 Time from 1st intermed. to 2nd intermed. T4 Time from 3rd intermediate to finish line
 **Tyre data subject to further updates

Lap	Lap Time	T1	T2	T3	T4	Speed	Lap	Lap Time	T1	T2	T3	T4	Speed
1st	89	Jorge MARTIN		DUCATI		SPA	5	3'32.902	24.013	19.462	19.644	28.063	
		Prima Pramac Racing					6	1'29.671	24.994	18.390	18.549	27.738	314.8
		Runs=2	Total laps=9	Full laps=6	Valid laps=5		7	1'30.424 *	24.839	18.471	18.702*	28.412	319.5
Run # 1		Front Tyre	Slick-Hard	Rear Tyre	Slick-Soft		8	1'29.870	25.080	18.380	18.608	27.802	318.5
		New Tyre		New Tyre			9	1'41.409 *	27.207	23.801*	19.577	30.824	315.7
1	1'38.584	27.146	19.808	20.220	28.157								
2	1'29.299	24.946	18.355	18.443	27.555	316.7							
3	1'29.088	24.791	18.265	18.449	27.583	318.5							
4	1'37.424 P	25.868	21.700	19.667	30.189	296.7							
Run # 2		Front Tyre	Slick-Hard	Rear Tyre	Slick-Soft								
		4 Laps at start		New Tyre									
5	3'42.109	24.986	20.380	19.757	27.944								
6	1'29.212	24.832	18.257	18.544	27.579	318.5							
7	1'30.326 *	24.740	18.420*	19.135*	28.031	318.5							
8	1'33.539	24.867	18.181	18.449	32.042	316.7							
9	1'35.448	25.823	20.120	20.096	29.409	310.3							
4th	1	Francesco BAGNAIA		DUCATI		ITA	5	3'24.627	25.309	19.573	19.441	28.240	
		Ducati Lenovo Team					6	1'29.745	25.011	18.517	18.529	27.688	316.7
		Runs=2	Total laps=9	Full laps=6	Valid laps=2		7	1'30.828 *	24.939	18.347	19.244*	28.298	319.5
Run # 1		Front Tyre	Slick-Hard	Rear Tyre	Slick-Soft		8	1'33.955	24.983	18.329	18.522	32.121	315.7
		New Tyre		New Tyre			9	1'57.786 *	36.388	24.590*	21.452	35.356	317.6
1	1'51.367	26.431	20.261	19.338	28.865								
2	1'30.656 *	25.182	18.847	18.622	28.005*	313.9							
3	1'29.676 *	24.896	18.434*	18.511	27.835	315.7							
4	1'38.571 P	29.222	21.265*	19.358	28.726	315.7							
Run # 2		Front Tyre	Slick-Hard	Rear Tyre	Slick-Soft								
		4 Laps at start		New Tyre									
5	3'24.627	25.309	19.573	19.441	28.240								
6	1'29.745	25.011	18.517	18.529	27.688	316.7							
7	1'30.828 *	24.939	18.347	19.244*	28.298	319.5							
8	1'33.955	24.983	18.329	18.522	32.121	315.7							
9	1'57.786 *	36.388	24.590*	21.452	35.356	317.6							
5th	23	Enea BASTIANINI		DUCATI		ITA	5	4'30.684	24.907	19.221	18.760	28.117	
		Ducati Lenovo Team					6	1'29.795	25.005	18.490	18.471	27.829	315.7
		Runs=2	Total laps=8	Full laps=5	Valid laps=3		7	1'35.226 *	24.824	18.369	22.865*	29.168	317.6
Run # 1		Front Tyre	Slick-Hard	Rear Tyre	Slick-Soft		8	1'29.792	24.933	18.375	18.690	27.794	315.7
		New Tyre		New Tyre			9	1'38.071	24.958	18.426	22.582	32.105	318.5
1	2'10.314	25.976	19.773	19.166	28.574								
2	1'30.386 *	25.105	18.577	18.535	28.169*	315.7							
3	1'41.689 P	24.874	18.504	18.693*	39.618	316.7							
Run # 2		Front Tyre	Slick-Hard	Rear Tyre	Slick-Soft								
		3 Laps at start		New Tyre									
4	4'30.684	24.907	19.221	18.760	28.117								
5	1'29.795	25.005	18.490	18.471	27.829	315.7							
6	1'35.226 *	24.824	18.369	22.865*	29.168	317.6							
7	1'29.792	24.933	18.375	18.690	27.794	315.7							
8	1'38.071	24.958	18.426	22.582	32.105	318.5							
6th	20	Fabio QUARTARARO		YAMAHA		FRA	5	1'36.581	25.864	19.808	19.134	28.225	
		Monster Energy Yamaha MotoGP Team					6	1'30.193	25.130	18.508	18.633	27.922	310.3
		Runs=3	Total laps=9	Full laps=4	Valid laps=3								
Run # 1		Front Tyre	Slick-Soft	Rear Tyre	Slick-Soft								
		New Tyre		New Tyre									
1	1'36.581	25.864	19.808	19.134	28.225								
2	1'30.193	25.130	18.508	18.633	27.922	310.3							

Fastest Lap: Jorge MARTIN Prima Pramac Racing SPA **1'29.088** 24.791 18.265 18.449 27.583

These data/results cannot be reproduced, stored and/or transmitted in whole or in part by any manner of electronic, mechanical, photocopying, recording, broadcasting or otherwise now known or herein after developed without the previous express consent by the copyright owner, except for reproduction in daily press and regular printed publications on sale to the public within 60 days of the event related to those data/results and always provided that copyright symbol appears together as follows below.
 © DORNA, 2024



Qualifying Nr. 2

MotoGP

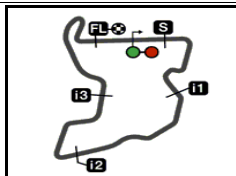
Lap	Lap Time	T1	T2	T3	T4	Speed	Lap	Lap Time	T1	T2	T3	T4	Speed				
3	1'30.081	25.069	18.551	18.662	27.799	310.3	4	4'26.202	24.583	19.478	18.885	28.142					
4	1'32.514 P	25.107	18.299	20.620	28.488	309.4	5	1'30.107	25.072	18.675	18.605	27.755	314.8				
Run # 2	Front Tyre Slick-Soft		Rear Tyre Slick-Soft														
		4 Laps at start		New Tyre													
5	2'54.761	25.307	19.043	18.909	28.214		6	1'33.182 *	25.011	18.598	20.946*	28.627	315.7				
6	1'29.848	25.078	18.446	18.561	27.763	310.3	7	1'33.311	25.028	18.489	18.743	31.051	316.7				
7	1'34.951 *	24.913	18.918	20.824*	30.296	311.2	8	1'30.208	25.047	18.541	18.638	27.982	314.8				
8	1'33.720 P	24.985	18.447	18.610	31.678	310.3	10th 12 Maverick VIÑALES						APRILIA	SPA			
		8 Laps at start		4 Laps at start													
Run # 3	Front Tyre Slick-Soft		Rear Tyre Slick-Soft														
		New Tyre		New Tyre													
9	2'55.939	27.741	20.799	19.799	31.501												
		Runs=2		Total laps=9		Full laps=6		Valid laps=3									
7th 5	Johann ZARCO		HONDA		FRA												
		CASTROL Honda LCR															
		Runs=2		Total laps=9		Full laps=6		Valid laps=3									
Run # 1	Front Tyre Slick-Hard		Rear Tyre Slick-Soft														
		New Tyre		3 Laps at start													
1	1'52.634	26.529	20.359	22.264	30.418		1	1'39.879	25.899	19.972	19.530	28.600					
2	1'31.025 *	25.420	18.840	18.650	28.115*	311.2	2	1'30.695	25.268	18.666	18.693	28.068	313.9				
3	1'29.942	25.082	18.420	18.544	27.896	312.1	3	1'30.418	25.118	18.456	18.825	28.019	313.9				
4	1'41.528 P	29.919	21.065	19.483	31.061	286.4	4	1'33.735 P	25.085	18.451	18.539	31.660	313.0				
Run # 2	Front Tyre Slick-Hard		Rear Tyre Slick-Soft														
		4 Laps at start		New Tyre													
5	3'18.340	25.496	19.477	18.741	27.947		Run # 2	Front Tyre Slick-Soft		Rear Tyre Slick-Soft							
6	1'30.234	24.998	18.603	18.631	28.002	312.1			New Tyre		New Tyre						
7	1'53.777 *	38.411	25.287	21.022*	29.057	303.3	5	4'51.076	24.925	19.108	18.804	28.166					
8	1'33.112	25.780	18.983	19.490	28.859	309.4	6	1'31.391 *	25.051	18.856	19.460*	28.024	313.0				
9	1'41.889 *	25.576	18.794	20.558	36.961*	309.4	7	1'30.294 *	25.061	18.391	18.617	28.225*	312.1				
		Runs=2		Total laps=9		Full laps=6		Valid laps=3									
8th 49	Fabio DI GIANNANTONI		DUCATI		ITA												
		Pertamina Enduro VR46 Racing Team															
		Runs=2		Total laps=9		Full laps=6		Valid laps=2									
Run # 1	Front Tyre Slick-Soft		Rear Tyre Slick-Soft														
		New Tyre		New Tyre													
1	1'41.359	26.285	19.820	19.265	29.371		Run # 1	Front Tyre Slick-Hard		Rear Tyre Slick-Soft							
2	1'33.646 *	25.403	18.627	18.808	30.808*	308.5			New Tyre		New Tyre						
3	1'31.769 *	25.306	18.725*	19.416	28.322	307.6	1	2'30.915	26.165	20.183	19.202	28.639					
4	1'30.295	25.202	18.443	18.687	27.963	308.5	2	1'32.352	25.396	18.707	18.830	29.419	313.9				
5	1'36.235 P	26.837	19.910	19.680	29.808	306.8	3	1'30.524	25.138	18.445	18.673	28.268	313.0				
Run # 2	Front Tyre Slick-Soft		Rear Tyre Slick-Soft														
		5 Laps at start		New Tyre													
6	3'23.463	25.896	19.379	19.091	28.411		4	1'41.293 P	28.969	21.631*	20.753	29.940	300.0				
7	1'32.215 *	25.224	19.005	19.630*	28.356	308.5	Run # 2	Front Tyre Slick-Soft		Rear Tyre Slick-Soft							
8	1'30.553 *	25.184	18.515	18.586	28.268*	307.6			New Tyre		New Tyre						
9	1'29.963	25.125	18.493	18.633	27.712	309.4	5	3'16.351	26.639	19.344	19.096	28.573					
		Runs=2		Total laps=9		Full laps=6		Valid laps=2									
9th 21	Franco MORBIDELLI		DUCATI		ITA												
		Prima Pramac Racing															
		Runs=2		Total laps=8		Full laps=5		Valid laps=3									
Run # 1	Front Tyre Slick-Soft		Rear Tyre Slick-Soft														
		New Tyre		New Tyre													
1	1'55.115	27.103	20.631	19.628	28.749		5	1'31.670 *	25.084	18.334	19.575*	28.677	309.4				
2	1'31.159 *	25.185	18.689	18.876	28.409*	313.9	6	1'30.630	25.127	18.416	18.701	28.386	310.3				
3	2'07.957 P	24.879	18.453	48.015	36.610	315.7	7	1'40.274 *	25.282	22.684*	21.180	31.128	310.3				
Run # 2	Front Tyre Slick-Soft		Rear Tyre Slick-Soft														
		3 Laps at start		New Tyre													
		Runs=2		Total laps=8		Full laps=5		Valid laps=3									
		Runs=2		Total laps=2		Full laps=0		Valid laps=2									
12th 93	Marc MARQUEZ		DUCATI		SPA												
		Gresini Racing MotoGP															
		Runs=2		Total laps=2		Full laps=0		Valid laps=2									
Run # 1	Front Tyre Slick-Soft		Rear Tyre Slick-Soft														
		New Tyre		New Tyre													
1	1'38.871	26.767	19.919	20.065	28.225		1	unfinished	25.016	18.527	18.464	313.0					
		Runs=2		Total laps=2		Full laps=0		Valid laps=2									
		Runs=2		Total laps=8		Full laps=5		Valid laps=3									
		Runs=2		Total laps=2		Full laps=0		Valid laps=2									
Run # 2	Front Tyre Slick-Hard		Rear Tyre Slick-Soft														
		New Tyre		New Tyre													
2	1'31.926	24.491	19.675	19.407	28.353		2	unfinished	24.974	18.607		313.0					
		Runs=2		Total laps=8		Full laps=5		Valid laps=3									

Fastest Lap: Jorge MARTIN Prima Pramac Racing SPA 1'29.088 24.791 18.265 18.449 27.583

These data/results cannot be reproduced, stored and/or transmitted in whole or in part by any manner of electronic, mechanical, photocopying, recording, broadcasting or otherwise now known or herein after developed without the previous express consent by the copyright owner, except for reproduction in daily press and regular printed publications on sale to the public within 60 days of the event related to those data/results and always provided that copyright symbol appears together as follows below.
© DORNA, 2024

Official MotoGP Timing by TISSOT
www.motogp.com





PERTAMINA GRAND PRIX OF INDONESIA
Provisional Starting Grid

4301 m.

Race : 27 laps = 116.127 km

23



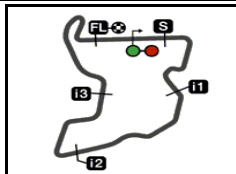
1	1 1'29.088 89 Jorge MARTIN Ducati	2	2 1'29.623 72 Marco BEZZECCHI Ducati	3	3 1'29.671 31 Pedro ACOSTA KTM
2	4 1'29.745 1 Francesco BAGNAIA Ducati	3	5 1'29.792 23 Enea BASTIANINI Ducati	4	6 1'29.848 20 Fabio QUARTARARO Yamaha
3	7 1'29.942 5 Johann ZARCO Honda	4	8 1'29.963 49 Fabio DI GIANNANTONIO Ducati	5	9 1'30.107 21 Franco MORBIDELLI Ducati
4	10 1'30.418 12 Maverick VIÑALES Aprilia	5	11 1'30.524 25 Raul FERNANDEZ Aprilia	6	12 1'29.885 93 Marc MARQUEZ Ducati
5	13 1'30.110 41 Aleix ESPARGARO Aprilia	6	14 1'30.243 73 Alex MARQUEZ Ducati	7	15 1'30.293 42 Alex RINS Yamaha
6	16 1'30.385 43 Jack MILLER KTM	7	17 1'30.395 10 Luca MARINI Honda	8	18 1'30.430 30 Takaaki NAKAGAMI Honda
7	19 1'30.582 33 Brad BINDER KTM	8	20 1'30.698 36 Joan MIR Honda	9	21 1'31.086 37 Augusto FERNANDEZ KTM

The results are provisional until the end of the limit for protest and appeals and until the ratification of the Event Management Committee.

Time limit for protest expires 60' at the latest after publication of the results - Time:

These data/results cannot be reproduced, stored and/or transmitted in whole or in part by any manner of electronic, mechanical, photocopying, recording, broadcasting or otherwise now known or herein after developed without the previous express consent by the copyright owner, except for reproduction in daily press and regular printed publications on sale to the public within 60 days of the event related to those data/results and always provided that copyright symbol appears together as follows below.

© DORNA, 2024



4301 m.

PERTAMINA GRAND PRIX OF INDONESIA

MotoGP™

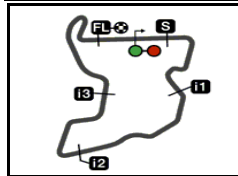
BMW M Award - Best Qualifier MotoGP 2024

24

Rider	Nation	Points	QAT	POR	AME	SPA	FRA	CAT	ITA	NED	GER	GBR	AUT	ARA	RSM	EMI	INA	JPN	AUS	THA	MAL	VAL
1 MARTIN Jorge	SPA	280	25	16	10	16	25	9	25	20	25	13	25	13	13	20	25					
2 BAGNAIA Francesco	ITA	263	11	13	13	9	20	20	20	25	13	20	20	16	25	25	13					
3 MARQUEZ Marc	SPA	159	10	8	16	25	3	2	13	9	3	9	16	25	7	9	4					
4 VIÑALES Maverick	SPA	158	6	20	25	5	16	4	16	16	9	8	10	4	5	8	6					
5 BASTIANINI Enea	ITA	155	16	25	11	7	6	5	11	5	7	16	9	2	8	16	11					
6 ACOSTA Pedro	SPA	152	8	9	20	6	9	11	9	6	6	7	3	20	11	11	16					
7 ESPARGARO Aleix	SPA	143	20	3	9	4	10	25	7	11	-	25	13	5	3	5	3					
8 BEZZECCHI Marco	ITA	113	1	10	6	20	11	-	-	1	4	4	7	3	16	10	20					
9 MORBIDELLI Franco	ITA	110	-	-	7	8	7	6	10	8	10	3	8	10	20	6	7					
10 BINDER Brad	RSA	107	13	6	-	13	-	13	3	7	5	10	5	9	10	13	-					
11 MARQUEZ Alex	SPA	99	7	4	4	10	-	3	8	13	11	11	6	11	9	-	2					
12 DI GIANNANTONIO Fabio	ITA	92	9	2	8	11	13	10	2	10	8	6	-	-	2	3	8					
13 FERNANDEZ Raul	SPA	65	4	-	3	-	2	16	4	4	16	2	-	7	-	2	5					
14 MILLER Jack	AUS	57	5	11	5	1	5	7	-	2	-	5	11	1	4	-	-					
15 OLIVEIRA Miguel	POR	54	2	1	2	2	4	1	5	-	20	1	4	8	-	4	-					
16 QUARTARARO Fabio	FRA	46	-	7	-	-	8	-	1	3	2	-	2	-	6	7	10					
17 ZARCO Johann	FRA	23	3	-	-	3	1	-	-	-	-	-	-	6	1	-	9					
18 RINS Alex	SPA	21	-	5	1	-	-	8	6	-	-	-	-	-	-	-	1					
19 FERNANDEZ Augusto	SPA	2	-	-	-	-	-	-	-	-	1	-	1	-	-	-	-					
20 MARINI Luca	ITA	1	-	-	-	-	-	-	-	-	-	-	-	-	-	1	-					

These data/results cannot be reproduced, stored and/or transmitted in whole or in part by any manner of electronic, mechanical, photocopying, recording, broadcasting or otherwise now known or herein after developed without the previous express consent by the copyright owner, except for reproduction in daily press and regular printed publications on sale to the public within 60 days of the event related to those data/results and always provided that copyright symbol appears together as follows below.
© DORNA, 2024





4301 m.

PERTAMINA GRAND PRIX OF INDONESIA

After the Qualifying Nr. 2

Event Best Maximum Speed



Rider	Nation Team	Motorcycle	Km/h	
31 Pedro ACOSTA	SPA Red Bull GASGAS Tech3	KTM	319.5	Qualifying Nr. 2
1 Francesco BAGNAIA	ITA Ducati Lenovo Team	DUCATI	319.5	Qualifying Nr. 2
89 Jorge MARTIN	SPA Prima Pramac Racing	DUCATI	318.5	Qualifying Nr. 2
23 Enea BASTIANINI	ITA Ducati Lenovo Team	DUCATI	318.5	Qualifying Nr. 2
33 Brad BINDER	RSA Red Bull KTM Factory Racing	KTM	317.6	Qualifying Nr. 1
21 Franco MORBIDELLI	ITA Prima Pramac Racing	DUCATI	316.7	Qualifying Nr. 2
25 Raul FERNANDEZ	SPA Trackhouse Racing	APRILIA	314.8	Qualifying Nr. 1
36 Joan MIR	SPA Repsol Honda Team	HONDA	314.8	Practice
93 Marc MARQUEZ	SPA Gresini Racing MotoGP	DUCATI	314.8	Practice
41 Aleix ESPARGARO	SPA Aprilia Racing	APRILIA	314.8	Qualifying Nr. 1
72 Marco BEZZECCHI	ITA Pertamina Enduro VR46 Racing T	DUCATI	314.8	Qualifying Nr. 2
43 Jack MILLER	AUS Red Bull KTM Factory Racing	KTM	313.9	Practice
12 Maverick VIÑALES	SPA Aprilia Racing	APRILIA	313.9	Qualifying Nr. 2
37 Augusto FERNANDEZ	SPA Red Bull GASGAS Tech3	KTM	313.9	Qualifying Nr. 1
5 Johann ZARCO	FRA CASTROL Honda LCR	HONDA	313.0	Qualifying Nr. 1
20 Fabio QUARTARARO	FRA Monster Energy Yamaha MotoGP	YAMAHA	313.0	Free Practice Nr. 2
10 Luca MARINI	ITA Repsol Honda Team	HONDA	313.0	Qualifying Nr. 1
42 Alex RINS	SPA Monster Energy Yamaha MotoGP	YAMAHA	312.1	Qualifying Nr. 1
73 Alex MARQUEZ	SPA Gresini Racing MotoGP	DUCATI	312.1	Qualifying Nr. 1
30 Takaaki NAKAGAMI	JPN IDEMITSU Honda LCR	HONDA	310.3	Qualifying Nr. 1
49 Fabio DI GIANNANTONIO	ITA Pertamina Enduro VR46 Racing T	DUCATI	309.4	Qualifying Nr. 2
88 Miguel OLIVEIRA	POR Trackhouse Racing	APRILIA	309.4	Free Practice Nr. 1

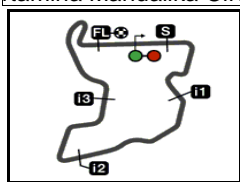
These data/results cannot be reproduced, stored and/or transmitted in whole or in part by any manner of electronic, mechanical, photocopying, recording, broadcasting or otherwise now known or herein after developed without the previous express consent by the copyright owner, except for reproduction in daily press and regular printed publications on sale to the public within 60 days of the event related to those data/results and always provided that copyright symbol appears together as follows below.

© DORNA, 2024

Official MotoGP Timing by TISSOT
www.motogp.com



Lombok, Saturday, September 28, 2024



4301 m.

PERTAMINA GRAND PRIX OF INDONESIA

Qualifying Nr. 2

Best Partial Times

MotoGP™

IT Ideal Lap Time, sum of the best partial times

BT Best Lap Time

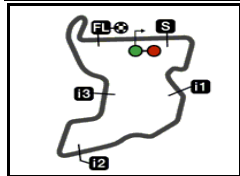
T1		T2		T3		T4				<i>IT</i>	<i>BT</i>	
<i>Pos</i>	<i>Rider</i>	<i>Time</i>	<i>Rider</i>	<i>Time</i>	<i>Rider</i>	<i>Time</i>	<i>Rider</i>	<i>Time</i>	<i>Pos</i>	<i>Rider</i>		
1	J.MARTIN	24.740	J.MARTIN	18.181	J.MARTIN	18.443	J.MARTIN	27.555	1	J.MARTIN	1'28.919	1'29.088 (1)
2	E.BASTIANINI	24.824	M.BEZZECCHI	18.212	P.ACOSTA	18.463	F.BAGNAIA	27.688	2	P.ACOSTA	1'29.420	1'29.671 (3)
3	P.ACOSTA	24.839	F.QUARTARARO	18.299	M.MARQUEZ	18.464	F.DI GIANNANTO	27.712	3	F.BAGNAIA	1'29.424	1'29.745 (4)
4	F.MORBIDELLI	24.879	F.BAGNAIA	18.329	E.BASTIANINI	18.471	P.ACOSTA	27.738	4	E.BASTIANINI	1'29.458	1'29.792 (5)
5	F.BAGNAIA	24.896	R.FERNANDEZ	18.334	F.BAGNAIA	18.511	F.MORBIDELLI	27.755	5	F.QUARTARARO	1'29.536	1'29.848 (6)
6	F.QUARTARARO	24.913	E.BASTIANINI	18.369	M.BEZZECCHI	18.527	F.QUARTARARO	27.763	6	M.BEZZECCHI	1'29.555	1'29.623 (2)
7	M.BEZZECCHI	24.974	P.ACOSTA	18.380	M.VIÑALES	18.539	E.BASTIANINI	27.794	7	F.MORBIDELLI	1'29.692	1'30.107 (9)
8	M.MARQUEZ	24.974	M.VIÑALES	18.391	J.ZARCO	18.544	M.BEZZECCHI	27.842	8	J.ZARCO	1'29.858	1'29.942 (7)
9	J.ZARCO	24.998	J.ZARCO	18.420	F.QUARTARARO	18.561	J.ZARCO	27.896	9	F.DI GIANNANTO	1'29.866	1'29.963 (8)
10	M.VIÑALES	25.051	F.DI GIANNANTO	18.443	F.DI GIANNANTO	18.586	M.VIÑALES	28.019	10	M.VIÑALES	1'30.000	1'30.418 (10)
11	R.FERNANDEZ	25.084	F.MORBIDELLI	18.453	F.MORBIDELLI	18.605	M.MARQUEZ	28.225	11	R.FERNANDEZ	1'30.359	1'30.524 (11)
12	F.DI GIANNANTO	25.125	M.MARQUEZ	18.527	R.FERNANDEZ	18.673	R.FERNANDEZ	28.268	-1	M.MARQUEZ		(-1)

These data/results cannot be reproduced, stored and/or transmitted in whole or in part by any manner of electronic, mechanical, photocopying, recording, broadcasting or otherwise now known or herein after developed without the previous express consent by the copyright owner, except for reproduction in daily press and regular printed publications on sale to the public within 60 days of the event related to those data/results and always provided that copyright symbol appears together as follows below.

© DORNA, 2024


Official MotoGP Timing by  TISSOT
www.motogp.com





4301 m.

PERTAMINA GRAND PRIX OF INDONESIA
Qualifying Nr. 2
Fastest Laps Sequence

<i>Practice Time</i>	 <i>Rider</i>	<i>Nation</i>	<i>Motorcycle</i>	<i>Time</i>	<i>Km/h</i>	<i>Rider's Lap</i>
3'06.774	20 Fabio QUARTARARO	FRA	YAMAHA	1'30.193	171.6	2
3'07.883	89 Jorge MARTIN	SPA	DUCATI	1'29.299	173.3	2
4'36.971	89 Jorge MARTIN	SPA	DUCATI	1'29.088	173.8	3

These data/results cannot be reproduced, stored and/or transmitted in whole or in part by any manner of electronic, mechanical, photocopying, recording, broadcasting or otherwise now known or herein after developed without the previous express consent by the copyright owner, except for reproduction in daily press and regular printed publications on sale to the public within 60 days of the event related to those data/results and always provided that copyright symbol appears together as follows below.
 © DORNA, 2024