


PERTAMINA GRAND PRIX OF INDONESIA

Free Practice Nr. 1

Classification

3

	Rider	Nation	Team	Motorcycle	Time	Lap	Total	Gap	Top Speed
1	21 Franco MORBIDELLI	ITA	Prima Pramac Racing	DUCATI	1'30.689	20	20		311.2
2	12 Maverick VIÑALES	SPA	Aprilia Racing	APRILIA	1'30.910	21	21	0.221 0.221	313.0
3	89 Jorge MARTIN	SPA	Prima Pramac Racing	DUCATI	1'31.218	20	20	0.529 0.308	313.0
4	31 Pedro ACOSTA	SPA	Red Bull GASGAS Tech3	KTM	1'31.271	18	18	0.582 0.053	314.8
5	5 Johann ZARCO	FRA	CASTROL Honda LCR	HONDA	1'31.456	10	15	0.767 0.185	311.2
6	93 Marc MARQUEZ	SPA	Gresini Racing MotoGP	DUCATI	1'31.504	19	20	0.815 0.048	310.3
7	72 Marco BEZZECCHI	ITA	Pertamina Enduro VR46 Racing Te	DUCATI	1'31.518	20	22	0.829 0.014	312.1
8	23 Enea BASTIANINI	ITA	Ducati Lenovo Team	DUCATI	1'31.629	18	19	0.940 0.111	313.0
9	10 Luca MARINI	ITA	Repsol Honda Team	HONDA	1'31.703	19	19	1.014 0.074	311.2
10	49 Fabio DI GIANNANTONIO	ITA	Pertamina Enduro VR46 Racing Te	DUCATI	1'31.726	14	18	1.037 0.023	307.6
11	30 Takaaki NAKAGAMI	JPN	IDEMITSU Honda LCR	HONDA	1'31.767	13	21	1.078 0.041	308.5
12	73 Alex MARQUEZ	SPA	Gresini Racing MotoGP	DUCATI	1'31.776	19	20	1.087 0.009	308.5
13	33 Brad BINDER	RSA	Red Bull KTM Factory Racing	KTM	1'31.784	22	22	1.095 0.008	316.7
14	1 Francesco BAGNAIA	ITA	Ducati Lenovo Team	DUCATI	1'31.794	14	19	1.105 0.010	315.7
15	20 Fabio QUARTARARO	FRA	Monster Energy Yamaha MotoGP	YAMAHA	1'31.857	10	18	1.168 0.063	310.3
16	42 Alex RINS	SPA	Monster Energy Yamaha MotoGP	YAMAHA	1'32.006	21	22	1.317 0.149	311.2
17	43 Jack MILLER	AUS	Red Bull KTM Factory Racing	KTM	1'32.026	13	21	1.337 0.020	313.9
18	36 Joan MIR	SPA	Repsol Honda Team	HONDA	1'32.027	19	19	1.338 0.001	311.2
19	41 Aleix ESPARGARO	SPA	Aprilia Racing	APRILIA	1'32.194	15	20	1.505 0.167	310.3
20	25 Raul FERNANDEZ	SPA	Trackhouse Racing	APRILIA	1'32.254	14	20	1.565 0.060	310.3
21	37 Augusto FERNANDEZ	SPA	Red Bull GASGAS Tech3	KTM	1'32.473	14	20	1.784 0.219	313.0
22	88 Miguel OLIVEIRA	POR	Trackhouse Racing	APRILIA	1'32.642	8	13	1.953 0.169	309.4

Practice condition: Dry
 Air: 29°
 Humidity: 72%
 Ground: 55°

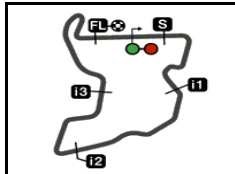
Fastest Lap:	Lap: 20	Franco MORBIDELLI	1'30.689	170.7 Km/h
Best Race Lap:	2023	Enea BASTIANINI	1'30.906	170.3 Km/h
All-Time Lap Record:	2023	Luca MARINI	1'29.978	172.0 Km/h

The results are provisional until the end of the limit for protest and appeals.

Time limit for protest expires 60' after publication of the results - Time:

These data/results cannot be reproduced, stored and/or transmitted in whole or in part by any manner of electronic, mechanical, photocopying, recording, broadcasting or otherwise now known or herein after developed without the previous express consent by the copyright owner, except for reproduction in daily press and regular printed publications on sale to the public within 60 days of the event related to those data/results and always provided that copyright symbol appears together as follows below.

© DORNA, 2024



4301 m.

PERTAMINA GRAND PRIX OF INDONESIA

Free Practice Nr. 1

Top Speed & Average

4



Rider	Nation	Motorcycle	Top 5 speeds					Average	Top
33 Brad BINDER	RSA	KTM	316.7	315.7	315.7	314.8	314.8	315.4	316.7
1 Francesco BAGNAIA	ITA	DUCATI	315.7	313.0	313.0	313.0	312.1	313.0	315.7
31 Pedro ACOSTA	SPA	KTM	314.8	313.9	313.9	312.1	312.1	313.2	314.8
43 Jack MILLER	AUS	KTM	313.9	313.9	311.2	311.2	311.2	312.3	313.9
12 Maverick VIÑALES	SPA	APRILIA	313.0	311.2	311.2	310.3	310.3	311.2	313.0
23 Enea BASTIANINI	ITA	DUCATI	313.0	312.1	312.1	312.1	312.1	312.3	313.0
37 Augusto FERNANDEZ	SPA	KTM	313.0	308.5	307.6	306.8	303.3	307.8	313.0
89 Jorge MARTIN	SPA	DUCATI	313.0	313.0	312.1	312.1	312.1	312.4	313.0
72 Marco BEZZECCHI	ITA	DUCATI	312.1	311.2	310.3	310.3	310.3	310.7	312.1
5 Johann ZARCO	FRA	HONDA	311.2	311.2	310.3	310.3	306.8	310.0	311.2
10 Luca MARINI	ITA	HONDA	311.2	311.2	310.3	309.4	309.4	310.3	311.2
21 Franco MORBIDELLI	ITA	DUCATI	311.2	311.2	311.2	310.3	310.3	310.8	311.2
36 Joan MIR	SPA	HONDA	311.2	311.2	311.2	310.3	310.3	310.8	311.2
42 Alex RINS	SPA	YAMAHA	311.2	310.3	310.3	310.3	310.3	310.5	311.2
20 Fabio QUARTARARO	FRA	YAMAHA	310.3	310.3	309.4	309.4	309.4	309.8	310.3
25 Raul FERNANDEZ	SPA	APRILIA	310.3	307.6	307.6	306.8	306.8	307.5	310.3
41 Aleix ESPARGARO	SPA	APRILIA	310.3	310.3	309.4	309.4	309.4	309.7	310.3
93 Marc MARQUEZ	SPA	DUCATI	310.3	309.4	309.4	309.4	308.5	309.1	310.3
88 Miguel OLIVEIRA	POR	APRILIA	309.4	309.4	306.8	305.9	305.9	307.2	309.4
30 Takaaki NAKAGAMI	JPN	HONDA	308.5	307.6	307.6	307.6	307.6	307.8	308.5
73 Alex MARQUEZ	SPA	DUCATI	308.5	308.5	307.6	307.6	307.6	307.9	308.5
49 Fabio DI GIANNANTONIO	ITA	DUCATI	307.6	306.8	306.8	306.8	306.8	306.9	307.6

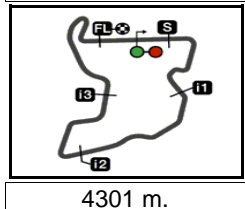
These data/results cannot be reproduced, stored and/or transmitted in whole or in part by any manner of electronic, mechanical, photocopying, recording, broadcasting or otherwise now known or herein after developed without the previous express consent by the copyright owner, except for reproduction in daily press and regular printed publications on sale to the public within 60 days of the event related to those data/results and always provided that copyright symbol appears together as follows below.

© DORNA, 2024

Official MotoGP Timing by TISSOT
www.motogp.com



Lombok, Friday, September 27, 2024



PERTAMINA GRAND PRIX OF INDONESIA
Free Practice Nr. 1
Chronological Analysis of Performances

5

* Lap / Sector time cancelled T1 Time from finish line to 1st intermediate T3 Time from 2nd intermed. to 3rd intermed.
P Crossing the finish line in pit lane T2 Time from 1st intermed. to 2nd intermed. T4 Time from 3rd intermediate to finish line
**Tyre data subject to further updates

Lap	Lap Time	T1	T2	T3	T4	Speed	Lap	Lap Time	T1	T2	T3	T4	Speed
1st	21	Franco MORBIDELLI		DUCATI		ITA	11	1'33.208	26.041	19.292	19.244	28.631	302.5
		Prima Pramac Racing					12	1'32.282	25.592	19.221	19.080	28.389	307.6
		Runs=2	Total laps=20	Full laps=17	Valid laps=17		13	1'32.217	25.663	19.065	19.070	28.419	309.4
Run # 1	Front Tyre	Slick-Soft		Rear Tyre Slick-Medium			14	1'33.883 *	26.301	19.629*	19.217	28.736	311.2
		New Tyre		New Tyre			15	1'31.811	25.523	18.901	18.988	28.399	308.5
1	2'42.166	28.643	22.202	21.993	31.315		16	1'36.208 P	27.360	20.053	19.602	29.193	300.0
2	1'37.982	27.524	20.282	20.129	30.047	297.5	Run # 3	Front Tyre	Slick-Hard		Rear Tyre Slick-Medium		
3	1'35.794	26.676	19.844	19.646	29.628	295.8			New Tyre		New Tyre		
4	1'34.257	26.141	19.507	19.342	29.267	301.6	17	6'49.751	26.276	19.804	19.383	28.637	
5	1'33.772	25.951	19.592	19.283	28.946	305.9	18	1'32.104	25.751	18.984	19.051	28.318	310.3
6	1'33.192	25.817	19.279	19.113	28.983	306.8	19	1'31.889 *	25.507	18.895*	18.945	28.542	313.0
7	1'35.109	25.837	19.073	19.161	31.038	305.9	20	1'31.386	25.402	18.973	18.838	28.173	310.3
8	1'32.203	25.686	18.866	18.981	28.670	308.5	21	1'30.910	25.410	18.737	18.706	28.057	311.2
9	1'31.838	25.553	18.867	19.046	28.372	309.4							
10	1'38.499 P	27.277	20.646	20.701	29.875	309.4							
Run # 2	Front Tyre	Slick-Soft		Rear Tyre Slick-Medium			3rd	89	Jorge MARTIN		DUCATI		SPA
		10 Laps at start		10 Laps at start					Prima Pramac Racing				
11	14'23.786	28.947	20.326	20.143	29.108				Runs=3	Total laps=20	Full laps=15	Valid laps=13	
12	1'32.734	25.825	19.176	19.229	28.504	306.8	Run # 1	Front Tyre	Slick-Soft		Rear Tyre Slick-Medium		
13	1'31.963	25.579	18.897	19.078	28.409	309.4			New Tyre		New Tyre		
14	1'31.475	25.390	18.862	19.012	28.211	309.4	1	2'29.970	34.922	21.719	20.455	30.550	
15	1'31.221	25.364	18.941	18.835	28.081	310.3	2	1'36.107	26.709	20.118	19.529	29.751	288.7
16	1'30.902	25.234	18.911	18.722	28.035	311.2	3	1'34.855 *	26.018	19.201	19.279	30.357*	303.3
17	1'41.022	25.286	18.656	25.428	31.652	310.3	4	1'32.713	25.726	19.217	19.100	28.670	305.0
18	1'31.001	25.248	18.771	18.814	28.168	310.3	5	1'31.968	25.638	19.001	18.886	28.443	311.2
19	1'45.523	30.914	25.831	20.018	28.760	311.2	6	1'39.860	29.690	21.411	19.547	29.212	305.9
20	1'30.689	25.282	18.651	18.713	28.043	311.2	7	1'32.126	25.635	18.903	19.099	28.489	311.2
							8	1'34.330 P	25.522	19.100	19.089	30.619	311.2
							Run # 2	Front Tyre	Slick-Hard		Rear Tyre Slick-Medium		
									New Tyre		8 Laps at start		
							9	9'18.246	30.399	20.346	19.637	29.102	
							10	1'32.092	25.718	18.979	18.923	28.472	307.6
							11	1'34.712	28.347	18.961	18.953	28.451	313.0
							12	1'31.725	25.421	18.677	19.233	28.394	312.1
							13	1'32.484 *	25.992	19.376*	18.758	28.358	313.0
							14	1'31.826	25.476	18.601	18.786	28.963	312.1
							15	1'34.532 P	25.296	18.625	18.899	31.712	312.1
							Run # 3	Front Tyre	Slick-Hard		Rear Tyre Slick-Medium		
									7 Laps at start		15 Laps at start		
							16	7'55.627	27.084	19.723	19.185	28.630	
							17	1'31.792	25.518	18.796	18.838	28.640	312.1
							18	1'31.624	25.438	18.913	18.841	28.432	312.1
							19	1'31.508	25.417	18.693	18.899	28.499	311.2
							20	1'31.218	25.374	18.642	18.913	28.289	311.2

Fastest Lap: Franco MORBIDELLI Prima Pramac Racing ITA **1'30.689** 25.282 18.651 18.713 28.043

These data/results cannot be reproduced, stored and/or transmitted in whole or in part by any manner of electronic, mechanical, photocopying, recording, broadcasting or otherwise now known or herein after developed without the previous express consent by the copyright owner, except for reproduction in daily press and regular printed publications on sale to the public within 60 days of the event related to those data/results and always provided that copyright symbol appears together as follows below.
© DORNA, 2024



Free Practice Nr. 1

MotoGP

Lap	Lap Time	T1	T2	T3	T4	Speed	Lap	Lap Time	T1	T2	T3	T4	Speed	
4th	31	Pedro ACOSTA			KTM	SPA	Run # 1	Front Tyre	Slick-Hard	Rear Tyre	Slick-Medium			
		Red Bull GASGAS Tech3						New Tyre		New Tyre				
		Runs=3	Total laps=18	Full laps=13	Valid laps=11			1	2'55.968	28.612	21.700	21.363	30.881	
Run #	1	Front Tyre	Slick-Soft	Rear Tyre	Slick-Medium			2	1'36.627	27.371	19.935	19.829	29.492	
		New Tyre		New Tyre				3	1'34.021	26.266	19.544	19.342	28.869	
1	2'11.915	27.534	21.724	20.630	30.867			4	1'32.928	26.008	19.172	19.073	28.675	
2	1'36.251 *	26.888	20.369*	19.724	29.270	294.2			5	1'32.367	25.859	19.185	18.942	28.381
3	1'34.212	26.411	19.516	19.403	28.882	304.2			6	1'32.319	25.682	19.191	19.016	28.430
4	1'33.053	26.098	19.203	19.099	28.653	311.2			7	1'32.275	25.689	19.112	19.025	28.449
5	1'32.739	25.736	19.118	19.109	28.776	309.4			8	1'39.208 P	27.338	21.244	20.281	30.345
6	1'32.415	25.611	19.104	19.071	28.629	309.4			Run # 2	Front Tyre	Slick-Hard	Rear Tyre	Slick-Medium	
7	1'36.053 P	27.604	19.950	19.414	29.085	311.2			8 Laps at start		8 Laps at start			
Run #	2	Front Tyre	Slick-Soft	Rear Tyre	Slick-Medium			9	9'30.087	29.743	20.965	20.716	29.821	
		7 Laps at start		7 Laps at start				10	1'34.706	26.782	19.704	19.501	28.719	
8	10'23.228	25.795	19.551	20.019	29.445			11	1'33.922	26.897	19.211	19.259	28.555	
9	1'32.727	25.863	19.278	19.002	28.584	312.1			12	1'32.447 *	25.727	19.000*	19.192	28.528
10	1'35.857	25.447	18.963	18.903	32.544	313.9			13	1'34.283 *	25.905*	20.179	19.524	28.675
11	1'32.452	25.879	19.020	18.973	28.580	311.2			14	1'31.803	25.497	19.166	18.888	28.252
12	1'32.510	25.456	18.887	18.988	29.179	312.1			15	1'35.016 P	26.602	19.278	19.754	29.382
13	1'31.614 *	25.421*	18.975	18.852	28.366	313.9			Run # 3	Front Tyre	Slick-Hard	Rear Tyre	Slick-Medium	
14	1'40.183 P	31.359	20.494	19.628	28.702	311.2			15 Laps at start		15 Laps at start			
Run #	3	Front Tyre	Slick-Hard	Rear Tyre	Slick-Medium			16	6'51.439	28.992	20.015	19.962	29.496	
		New Tyre		14 Laps at start				17	1'43.828	29.131	21.072	19.491	34.134	
15	9'41.558	28.149	20.414	19.632	30.420			18	1'37.593	25.733	19.223	18.982	33.655	
16	1'35.325	25.721	19.203	19.068	31.333	312.1			19	1'31.504	25.633	18.929	18.813	
17	1'31.980	25.733	19.044	18.829	28.374	311.2			20	1'32.199	25.455	18.753	19.273	
18	1'31.271	25.387	18.800	18.784	28.300	314.8							28.718	
5th	5	Johann ZARCO			HONDA	FRA	7th	72	Marco BEZZECCHI			DUCATI	ITA	
		CASTROL Honda LCR						Pertamina Enduro VR46 Racing Team						
		Runs=3	Total laps=15	Full laps=10	Valid laps=8			Runs=3		Total laps=22	Full laps=17	Valid laps=15		
Run #	1	Front Tyre	Slick-Hard	Rear Tyre	Slick-Medium			Run #	1	Front Tyre	Slick-Soft	Rear Tyre	Slick-Medium	
		New Tyre		New Tyre						New Tyre		New Tyre		
1	2'30.347	28.242	21.648	20.660	30.349			1	2'22.879	29.537	23.240	22.194	31.227	
2	1'36.106	26.805	19.928	19.578	29.795	281.2			2	1'37.624 *	27.198	20.289*	20.549	29.588
3	1'34.734	26.472	19.151	19.545	29.566	294.2			3	1'35.014	26.771	19.433	19.551	29.259
4	1'32.966 *	25.920	19.149*	19.133	28.764	300.0			4	1'33.548	26.123	19.117	19.325	28.983
5	1'37.170 P	25.809	18.818	19.178	33.365	302.5			5	1'32.748	25.956	18.933	19.174	28.685
Run #	2	Front Tyre	Slick-Hard	Rear Tyre	Slick-Medium			6	1'32.095	25.743	18.814	19.030	28.508	
		5 Laps at start		5 Laps at start				7	1'34.049	25.931	19.092	19.973	29.053	
6	15'32.001	26.934	19.997	20.876	28.874			8	1'33.585 P	25.442	18.575	19.531	30.037	
7	1'33.891	26.026	19.252	19.129	29.484	310.3			Run #	2	Front Tyre	Slick-Soft	Rear Tyre	Slick-Medium
8	1'31.805	25.555	18.784	19.008	28.458	301.6			8 Laps at start		8 Laps at start			
9	1'32.922 *	25.955	19.341*	19.065	28.561	303.3			9	7'13.342	28.211	22.011	21.075	30.232
10	1'31.456	25.512	18.665	18.924	28.355	306.8			10	1'32.883	26.070	18.964	19.285	28.564
11	1'35.150 P	25.428	18.707	18.895	32.120	305.9			11	1'32.415	25.642	18.930	19.132	28.711
Run #	3	Front Tyre	Slick-Hard	Rear Tyre	Slick-Medium			12	1'32.116	25.741	18.844	19.097	28.434	
		11 Laps at start		11 Laps at start				13	1'32.404	25.673	18.817	19.031	28.883	
12	9'34.163	26.886	19.545	19.533	29.031			14	1'31.741	25.734	18.515	19.194	28.298	
13	1'32.036	25.636	18.919	19.061	28.420	310.3			15	1'31.836 *	25.659*	18.644	18.975	28.558
14	1'34.089	25.552	20.493	19.180	28.864	311.2			16	1'38.051 P	28.502	20.337	19.711	29.501
15	1'31.983	25.448	18.981	19.071	28.483	311.2			Run #	3	Front Tyre	Slick-Hard	Rear Tyre	Slick-Medium
		16 Laps at start		16 Laps at start						New Tyre		16 Laps at start		
17	6'35.085	26.964	20.151	20.790	29.379			17	6'35.085	26.964	20.151	20.790	29.379	
18	1'32.649	25.827	18.785	19.317	28.720	309.4			18	1'32.649	25.827	18.785	19.317	28.720
19	1'32.213	25.686	18.788	19.099	28.640	310.3			19	1'32.213	25.686	18.788	19.099	28.640
6th	93	Marc MARQUEZ			DUCATI	SPA								
		Gresini Racing MotoGP												
		Runs=3	Total laps=20	Full laps=15	Valid laps=13									
Fastest Lap:	Franco MORBIDELLI		Prima Pramac Racing		ITA	1'30.689	25.282	18.651	18.713	28.043				

These data/results cannot be reproduced, stored and/or transmitted in whole or in part by any manner of electronic, mechanical, photocopying, recording, broadcasting or otherwise now known or herein after developed without the previous express consent by the copyright owner, except for reproduction in daily press and regular printed publications on sale to the public within 60 days of the event related to those data/results and always provided that copyright symbol appears together as follows below.
© DORNA, 2024



Free Practice Nr. 1

MotoGP

Lap	Lap Time	T1	T2	T3	T4	Speed	Lap	Lap Time	T1	T2	T3	T4	Speed
20	1'31.518	25.548	18.526	19.083	28.361	311.2	15	1'33.118	25.937	19.106	19.127	28.948	305.0
21	1'37.946	31.231	18.988	19.201	28.526	310.3	16	1'37.985	25.696	18.799	21.980	31.510	311.2
22	1'31.584	25.562	18.739	18.946	28.337	312.1	17	1'32.099	25.681	18.807	19.052	28.559	305.0

8th 23 Enea BASTIANINI DUCATI ITA
Ducati Lenovo Team

Runs=3 Total laps=19 Full laps=14 Valid laps=12

Run #	1	Front Tyre	Slick-Soft	Rear Tyre	Slick-Medium
		New Tyre		New Tyre	
1	3'06.422	28.777	21.976	21.081	30.940
2	1'38.166	27.199	20.609	20.340	30.018
3	1'35.911	26.753	20.074	19.706	29.378
4	1'34.173	26.054	19.415	19.317	29.387
5	1'33.270	26.002	19.382	19.157	28.729
6	1'32.571 *	25.717	19.112*	19.074	28.668
7	1'32.242	25.579	19.064	18.994	28.605
8	1'35.390 P	26.454	19.990	19.600	29.346

Run # 2 Front Tyre Slick-Soft Rear Tyre Slick-Medium
8 Laps at start 8 Laps at start

9	10'58.599	27.203	20.829	20.883	29.391
10	1'33.527	26.138	19.323	19.066	29.000
11	1'34.860	25.789	19.046	20.969	29.056
12	1'32.096 *	25.644*	18.987	18.983	28.482
13	1'31.864	25.599	18.934	18.883	28.448
14	1'33.827	26.612	19.447	19.205	28.563
15	1'31.386 P	25.405	18.882	18.938	28.161

Run # 3 Front Tyre Slick-Soft Rear Tyre Slick-Medium
15 Laps at start 15 Laps at start

16	6'58.134	26.685	19.963	19.429	29.199
17	1'38.949	25.670	19.169	19.076	35.034
18	1'31.629	25.540	18.958	18.826	28.305
19	1'31.869	25.357	18.773	18.884	28.855

9th 10 Luca MARINI HONDA ITA
Repsol Honda Team

Runs=3 Total laps=19 Full laps=14 Valid laps=14

Run #	1	Front Tyre	Slick-Hard	Rear Tyre	Slick-Medium
		New Tyre		New Tyre	
1	2'16.495	31.160	22.419	21.103	30.894
2	1'38.031	27.560	20.596	20.124	29.751
3	1'34.971	26.409	19.726	19.648	29.188
4	1'34.254	26.351	19.327	19.546	29.030
5	1'33.330	26.075	19.068	19.249	28.938
6	1'33.198	25.971	19.063	19.320	28.844
7	1'32.698	25.985	18.942	19.115	28.656
8	1'46.700 P	34.688	20.732	20.622	30.658

Run # 2 Front Tyre Slick-Hard Rear Tyre Slick-Medium
8 Laps at start 8 Laps at start

9	8'47.008	26.138	20.414	19.617	29.338
10	1'33.353	25.879	19.493	19.199	28.782
11	1'32.990	25.803	19.070	19.042	29.075
12	1'32.224	25.713	18.919	19.004	28.588
13	1'40.329 P	26.407	22.013	21.277	30.632

Run # 3 Front Tyre Slick-Hard Rear Tyre Slick-Medium
13 Laps at start 13 Laps at start

14	8'51.567	27.432	20.726	19.928	31.475
----	----------	--------	--------	--------	--------

10th 49 Fabio DI GIANNANTONI DUCATI ITA
Pertamina Enduro VR46 Racing Team

Runs=3 Total laps=18 Full laps=13 Valid laps=11

Run #	1	Front Tyre	Slick-Soft	Rear Tyre	Slick-Medium
		New Tyre		New Tyre	
1	2'09.701	28.782	22.214	21.080	30.938
2	1'37.195 *	27.146	20.515*	19.897	29.637
3	1'34.804	26.504	19.699	19.516	29.085
4	1'33.446	25.974	19.318	19.332	28.822
5	1'32.694	25.758	19.148	19.083	28.705
6	1'32.930	25.718	19.097	19.157	28.958
7	1'32.085	25.617	18.921	19.025	28.522
8	1'40.651 P	28.727	20.626	20.081	31.217

Run # 2 Front Tyre Slick-Soft Rear Tyre Slick-Medium
8 Laps at start 8 Laps at start

9	11'05.348	28.609	21.397	20.572	31.746
10	1'33.441	26.226	19.483	19.225	28.507
11	1'32.053	25.617	18.963	18.957	28.516
12	1'33.949 *	26.852	19.356*	19.182	28.559
13	1'31.759	25.604	18.868	19.016	28.271
14	1'31.726	25.578	18.853	19.049	28.246
15	1'41.043 P	27.876	21.062	20.411	31.694

Run # 3 Front Tyre Slick-Hard Rear Tyre Slick-Medium
15 Laps at start

16	8'18.075	29.114	20.560	19.952	29.202
17	1'32.612	25.856	19.227	19.061	28.468
18	1'31.760	25.677	18.860	18.905	28.318

11th 30 Takaaki NAKAGAMI HONDA JPN
IDEMITSU Honda LCR

Runs=3 Total laps=21 Full laps=15 Valid laps=14

Run #	1	Front Tyre	Slick-Hard	Rear Tyre	Slick-Medium
		New Tyre		New Tyre	
1	2'18.610	28.869	21.840	20.935	30.786
2	1'37.485 *	27.760	19.992*	20.008	29.725
3	1'34.665	26.488	19.365	19.404	29.408
4	1'34.373	26.503	19.330	19.551	28.989
5	1'33.486	26.239	18.974	19.397	28.876
6	1'35.044	25.909	19.058	21.077	29.000
7	1'32.824	26.055	18.995	19.063	28.711
8	1'37.535 P	26.043	18.900	21.397	31.195

Run # 2 Front Tyre Slick-Hard Rear Tyre Slick-Medium
8 Laps at start 8 Laps at start

9	7'13.359	30.229	20.124	20.126	29.919
10	1'33.757	26.331	19.274	19.264	28.888
11	1'32.418	25.887	18.867	19.042	28.622
12	1'32.226	25.885	18.859	19.000	28.482
13	1'31.767	25.732	18.754	18.887	28.394
14	1'41.876 P	28.518	20.564	21.936	30.858

Fastest Lap: Franco MORBIDELLI Prima Pramac Racing ITA **1'30.689** 25.282 18.651 18.713 28.043

These data/results cannot be reproduced, stored and/or transmitted in whole or in part by any manner of electronic, mechanical, photocopying, recording, broadcasting or otherwise now known or herein after developed without the previous express consent by the copyright owner, except for reproduction in daily press and regular printed publications on sale to the public within 60 days of the event related to those data/results and always provided that copyright symbol appears together as follows below.
© DORNA, 2024



Free Practice Nr. 1

MotoGP

Lap	Lap Time	T1	T2	T3	T4	Speed	Lap	Lap Time	T1	T2	T3	T4	Speed				
Run # 3	Front Tyre Slick-Hard	Rear Tyre Slick-Medium					Run # 2	Front Tyre Slick-Medium	Rear Tyre Slick-Medium								
14 Laps at start						14 Laps at start						10 Laps at start					
15	8'21.913	27.954	20.503	20.054	29.621		11	11'21.999	30.435	20.679	24.905	29.769					
16	1'33.035	26.101	19.124	19.208	28.602	305.9	12	1'39.976 *	26.667*	20.189	24.374	28.746	312.1				
17	1'32.267	25.700	19.034	18.979	28.554	307.6	13	1'37.704	25.953	19.415	22.261	30.075	314.8				
18	1'32.263	<u>25.640</u>	18.971	19.205	28.447	306.8	14	1'33.992	26.281	19.515	19.500	28.696	314.8				
19	1'41.160	32.729	20.239	19.398	28.794	301.6	15	1'32.981	25.839	19.361	19.265	28.516	313.9				
20	1'31.799	25.715	18.807	<u>18.860</u>	28.417	307.6	16	1'32.904	25.778	19.520	19.105	28.501	313.0				
21	1'49.427 P	36.150	21.285	20.666	31.326	<u>308.5</u>	17	1'36.557	29.293	19.563	19.277	28.424	315.7				

12th 73 Alex MARQUEZ DUCATI SPA
 Gresini Racing MotoGP
 Runs=3 Total laps=20 Full laps=15 Valid laps=14

Run # 1	Front Tyre Slick-Hard	Rear Tyre Slick-Medium				
New Tyre		New Tyre				
1	2'00.500	30.585	22.829	21.534	31.421	
2	1'37.569	27.586	20.135	19.967	29.881	291.8
3	1'34.975	26.674	19.508	19.493	29.300	302.5
4	1'34.236	26.351	19.362	19.410	29.113	305.9
5	1'33.385	26.130	19.138	19.225	28.892	305.9
6	1'33.222	26.077	19.042	19.157	28.946	305.9
7	1'39.861 P	29.673	19.754	19.789	30.645	304.2

Run # 2	Front Tyre Slick-Hard	Rear Tyre Slick-Medium				
7 Laps at start		7 Laps at start				
8	9'21.102	28.340	20.198	19.822	29.449	
9	1'32.946	25.967	19.152	19.195	28.632	306.8
10	1'36.834	25.825	19.942	19.835	31.232	306.8
11	1'34.519	25.969	18.992	20.474	29.084	302.5
12	1'33.422 *	25.784	18.869*	19.104	29.665	307.6
13	1'32.157	25.769	<u>18.789</u>	18.986	28.613	<u>308.5</u>
14	1'36.407 P	26.253*	20.301	19.525	30.328	307.6

Run # 3	Front Tyre Slick-Hard	Rear Tyre Slick-Medium				
14 Laps at start		14 Laps at start				
15	7'59.191	28.002	20.659	20.221	30.747	
16	1'34.883	26.069	19.620	20.213	28.981	307.6
17	1'32.770	25.795	19.108	19.294	28.573	306.8
18	1'32.074	25.756	18.837	18.970	28.511	308.5
19	<u>1'31.776</u>	<u>25.634</u>	18.844	<u>18.916</u>	<u>28.382</u>	307.6
20	1'34.175	25.810	18.799	20.479	29.087	300.8

13th 33 Brad BINDER KTM RSA
 Red Bull KTM Factory Racing
 Runs=2 Total laps=22 Full laps=19 Valid laps=14

Run # 1	Front Tyre Slick-Medium	Rear Tyre Slick-Medium				
New Tyre		New Tyre				
1	2'16.256	29.758	22.359	21.239	30.802	
2	1'37.681	27.631	20.371	19.963	29.716	279.7
3	1'36.462 *	26.587	19.956*	20.303	29.616	309.4
4	1'34.007	26.028	19.657	19.574	28.748	311.2
5	1'33.611	26.052	19.492	19.294	28.773	308.5
6	1'41.185	30.374	22.367	19.487	28.957	313.0
7	1'41.078	26.203	19.705	26.491	28.679	313.9
8	1'32.995 *	25.782	19.155*	19.334	28.724	310.3
9	1'36.963 *	25.730	21.961*	19.629	29.643	312.1
10	1'37.160 P	25.853	21.588*	19.627	30.092	314.8

14th 1 Francesco BAGNAIA DUCATI ITA
 Ducati Lenovo Team
 Runs=3 Total laps=19 Full laps=13 Valid laps=12

Run # 1	Front Tyre Slick-Soft	Rear Tyre Slick-Medium				
New Tyre		New Tyre				
1	2'40.741	29.786	22.401	21.795	31.617	
2	1'38.691	27.772	20.410	20.197	30.312	285.7
3	1'36.046	26.709	19.811	19.774	29.752	302.5
4	1'35.315	26.298	19.426	19.479	30.112	309.4
5	1'34.267	26.249	19.377	19.346	29.295	300.0
6	1'40.805	30.866	20.240	20.258	29.441	309.4
7	1'33.267	25.995	19.128	19.185	28.959	308.5
8	1'41.521 P	29.271	21.879*	20.441	29.930	<u>315.7</u>

Run # 2	Front Tyre Slick-Soft	Rear Tyre Slick-Medium				
8 Laps at start		8 Laps at start				
9	10'45.604 *	31.429	22.805*	21.309	30.076	
10	1'33.536	25.968	19.165	19.313	29.090	308.5
11	1'32.864	25.905	19.041	19.090	28.828	310.3
12	1'36.401 *	26.737	20.827*	19.911	28.926	313.0
13	1'32.296	25.763	18.976	18.983	28.574	312.1
14	<u>1'31.794</u>	25.625	<u>18.763</u>	18.981	<u>28.425</u>	312.1
15	1'39.372 P	27.030	21.878*	20.030	30.434	312.1

Run # 3	Front Tyre Slick-Soft	Rear Tyre Slick-Medium				
15 Laps at start		15 Laps at start				
16	7'14.317	27.737	19.636	19.550	29.052	
17	1'32.471	25.688	18.976	19.083	28.724	311.2
18	1'31.899	<u>25.502</u>	18.913	<u>18.941</u>	28.543	313.0
19	1'41.787 P	25.539	18.798	27.022	30.428	313.0

15th 20 Fabio QUARTARARO YAMAHA FRA
 Monster Energy Yamaha MotoGP Team
 Runs=2 Total laps=18 Full laps=14 Valid laps=12

Run # 1	Front Tyre Slick-Hard	Rear Tyre Slick-Medium				
New Tyre		New Tyre				
1	3'04.171	27.879	21.355	20.791	30.699	
2	1'35.889	26.908	19.917	19.732	29.332	296.7
3	1'34.245	26.243	19.550	19.558	28.894	305.9
4	1'33.487	26.027	19.416	19.351	28.693	307.6
5	1'32.829	25.826	19.239	19.210	28.554	308.5
6	1'32.585	25.704	19.102	19.163	28.616	<u>310.3</u>
7	1'32.307	25.754	19.055	19.106	<u>28.392</u>	309.4

Fastest Lap: Franco MORBIDELLI Prima Pramac Racing ITA **1'30.689** 25.282 18.651 18.713 28.043

These data/results cannot be reproduced, stored and/or transmitted in whole or in part by any manner of electronic, mechanical, photocopying, recording, broadcasting or otherwise now known or herein after developed without the previous express consent by the copyright owner, except for reproduction in daily press and regular printed publications on sale to the public within 60 days of the event related to those data/results and always provided that copyright symbol appears together as follows below.
 © DORNA, 2024



Free Practice Nr. 1

MotoGP

Lap	Lap Time	T1	T2	T3	T4	Speed	Lap	Lap Time	T1	T2	T3	T4	Speed		
8	1'36.141	*	27.285	19.295*	19.773	29.788	310.3	6	1'34.012	27.564	20.502	20.007	29.685		
9	1'32.021		25.677	18.893	19.043	28.408	309.4	7	1'34.925	26.360	20.022	19.511	29.032	308.5	
10	1'31.857		25.531	18.917	18.998	28.411	309.4	8	1'33.841	26.114	19.406	19.534	28.787	306.8	
11	1'36.038	P	26.326	19.585	20.324	29.803	308.5	9	1'33.182	25.854	19.456	19.155	28.717	309.4	
Run # 2							Run # 10								
			Front Tyre Slick-Hard	Rear Tyre Slick-Medium						Front Tyre Slick-Medium	Rear Tyre Slick-Medium				
			11 Laps at start				11 Laps at start								
12	11'42.890		28.920	20.741	20.098	29.380		10	1'33.423	25.956	19.354	19.139	28.974	308.5	
13	1'34.722		26.202	19.462	20.192	28.866	308.5	11	1'32.279	25.661	19.101	19.052	28.465	311.2	
14	1'32.744		25.922	19.130	19.183	28.509	305.0	12	1'41.202	*	30.514	21.977*	20.075	28.636	309.4
15	1'32.398		25.751	19.085	19.070	28.492	306.8	13	1'32.026		25.651	19.047	18.925	28.403	308.5
16	1'34.325	*	26.184	20.354*	19.192	28.595	305.9	14	1'38.524	P	25.860	21.202*	20.489	30.973	309.4
17	1'32.307		25.785	19.003	19.027	28.492	306.8	Run # 3							
18	1'40.890	P	31.247	20.128	20.266	29.249	305.0				Front Tyre Slick-Medium	Rear Tyre Slick-Medium			
			New Tyre				New Tyre				14 Laps at start				

16th 42 Alex RINS YAMAHA SPA
 Monster Energy Yamaha MotoGP Team
 Runs=2 Total laps=22 Full laps=18 Valid laps=16

Run #	1	Front Tyre	Slick-Medium	Rear Tyre	Slick-Medium	Speed	
			New Tyre	New Tyre			
1	2'23.731		28.230	22.253	21.164	30.936	
2	1'38.460		27.271	20.238	20.777	30.174	292.6
3	1'39.795		27.058	20.241	21.224	31.272	300.8
4	1'40.777		30.258	20.623	20.022	29.874	305.9
5	1'35.870		26.573	20.039	19.811	29.447	305.9
6	1'40.009	*	26.430	19.970	19.799	33.810*	307.6
7	1'34.638		26.224	19.576	19.716	29.122	309.4
8	1'36.508	P	26.245	19.742	20.444	30.077	309.4
Run # 2							
			Front Tyre Slick-Hard	Rear Tyre Slick-Medium			
			New Tyre				8 Laps at start
9	11'28.273		28.188	23.642	20.214	29.381	
10	1'34.275		26.229	19.563	19.593	28.890	307.6
11	1'33.874		26.306	19.368	19.357	28.843	309.4
12	1'33.651	*	26.187*	19.268	19.357	28.839	308.5
13	1'33.303		25.943	19.158	19.577	28.625	309.4
14	1'32.948		25.904	19.283	19.161	28.600	307.6
15	1'39.696		29.072	20.704	20.296	29.624	310.3
16	1'32.723		25.951	19.043	19.222	28.507	308.5
17	1'43.492		26.833	20.385	20.618	35.656	310.3
18	1'37.716		26.431	19.786	20.929	30.570	307.6
19	1'38.035		26.551	21.029	21.278	29.177	307.6
20	1'32.995		25.738	19.195	19.089	28.973	310.3
21	1'32.006		25.664	19.011	19.072	28.259	310.3
22	1'55.774	P	38.894	24.447	20.697	31.736	311.2

17th 43 Jack MILLER KTM AUS
 Red Bull KTM Factory Racing
 Runs=3 Total laps=21 Full laps=15 Valid laps=13

Run #	1	Front Tyre	Slick-Hard	Rear Tyre	Slick-Medium	Speed	
			New Tyre	New Tyre			
1	2'21.070		28.260	21.865	21.188	30.836	
2	1'38.034		27.371	20.804	20.151	29.708	293.4
3	1'43.175		31.078	20.410	20.770	30.917	299.1
4	1'34.402		26.276	19.522	19.404	29.200	296.7
5	1'38.440	P	27.784	20.989	19.859	29.808	308.5
Run # 2							
			Front Tyre Slick-Hard	Rear Tyre Slick-Medium			
			5 Laps at start				5 Laps at start

18th 36 Joan MIR HONDA SPA
 Repsol Honda Team
 Runs=3 Total laps=19 Full laps=14 Valid laps=12

Run #	1	Front Tyre	Slick-Hard	Rear Tyre	Slick-Medium	Speed	
			New Tyre	New Tyre			
1	1'58.418		29.198	21.327	20.790	30.517	
2	1'36.666		26.826	20.209	19.925	29.706	295.8
3	1'34.646		26.212	19.664	19.610	29.160	309.4
4	1'33.656		25.950	19.364	19.452	28.890	310.3
5	1'38.469		27.024	20.844	21.272	29.329	311.2
6	1'34.362		26.005	19.791	19.499	29.067	311.2
7	1'33.302		25.827	19.371	19.272	28.832	310.3
8	1'36.096	P	25.886	19.458	19.195	31.557	309.4
Run # 2							
			Front Tyre Slick-Hard	Rear Tyre Slick-Medium			
			8 Laps at start				8 Laps at start
9	11'40.880	*	28.140	21.763*	21.221	30.035	
10	1'33.748		25.973	19.343	19.269	29.163	302.5
11	1'32.685		25.745	19.098	19.160	28.682	309.4
12	1'36.478	*	26.792	20.783*	19.902	29.001	306.8
13	1'32.640		25.697	19.115	19.103	28.725	311.2
14	1'32.443		25.754	19.018	19.073	28.598	307.6
15	1'38.974	P	27.731	21.087	20.080	30.076	303.3
Run # 3							
			Front Tyre Slick-Hard	Rear Tyre Slick-Medium			
			15 Laps at start				15 Laps at start
16	6'53.781		29.767	20.453	19.703	30.500	
17	1'32.827		25.707	19.286	19.200	28.634	309.4
18	1'32.400	*	25.640	18.977*	19.175	28.608	309.4
19	1'32.027		25.508	19.056	19.003	28.460	310.3

19th 41 Aleix ESPARGARO APRILIA SPA
 Aprilia Racing
 Runs=3 Total laps=20 Full laps=15 Valid laps=14

Run #	1	Front Tyre	Slick-Medium	Rear Tyre	Slick-Medium	Speed	
			New Tyre	New Tyre			
1	2'37.261		28.553	21.637	21.101	30.593	
2	1'38.044		27.492	20.387	20.173	29.992	300.8
3	1'36.690		27.600	19.985	19.880	29.225	305.0

Fastest Lap: Franco MORBIDELLI Prima Pramac Racing ITA **1'30.689** 25.282 18.651 18.713 28.043

These data/results cannot be reproduced, stored and/or transmitted in whole or in part by any manner of electronic, mechanical, photocopying, recording, broadcasting or otherwise now known or herein after developed without the previous express consent by the copyright owner, except for reproduction in daily press and regular printed publications on sale to the public within 60 days of the event related to those data/results and always provided that copyright symbol appears together as follows below.
 © DORNA, 2024



Free Practice Nr. 1

MotoGP

Lap	Lap Time	T1	T2	T3	T4	Speed	Lap	Lap Time	T1	T2	T3	T4	Speed
4	1'35.617	27.054	19.623	19.798	29.142	309.4	Run # 1	Front Tyre Slick-Hard	Rear Tyre Slick-Medium				
5	1'34.216	26.327	19.429	19.400	29.060	308.5		New Tyre	New Tyre				
6	1'34.173	26.164	19.546	19.368	29.095	307.6	1	2'15.847	29.123	22.597	21.200	31.135	
7	1'33.468	26.134	19.236	19.318	28.780	305.0	2	1'39.151	27.870	20.619	20.589	30.073	275.5
8	1'32.951	25.888	19.232	19.319	28.512	306.8	3	1'35.649	26.611	19.648	19.683	29.707	301.6
9	1'37.345 P	25.812	19.439	21.653	30.441	308.5	4	1'34.212	26.250	19.552	19.529	28.881	291.8
Run # 2	Front Tyre Slick-Medium	Rear Tyre Slick-Medium					5	1'33.508	26.050	19.430	19.316	28.712	293.4
	9 Laps at start	9 Laps at start					6	1'33.282	25.848	19.347	19.304	28.783	295.8
10	8'43.843	27.502	20.975	19.975	29.580		7	1'33.000	25.916	19.244	19.146	28.694	306.8
11	1'33.846	26.434	19.281	19.460	28.671	303.3	8	1'41.540 P	27.046	22.501	21.922	30.071	308.5
12	1'33.015	25.964	19.162	19.280	28.609	309.4	Run # 2	Front Tyre Slick-Hard	Rear Tyre Slick-Medium				
13	1'32.637	25.912	18.999	19.109	28.617	307.6		8 Laps at start	8 Laps at start				
14	1'34.005 *	25.940*	18.977	19.522	29.566	309.4	9	9'41.736	27.326	20.679	19.956	29.507	
15	1'32.194	25.778	19.001	19.131	28.284	310.3	10	1'39.251	26.317	21.298	21.316	30.320	301.6
16	1'38.888 P	27.800	21.400	20.251	29.437	303.3	11	1'33.338	26.012	19.353	19.229	28.744	301.6
Run # 3	Front Tyre Slick-Medium	Rear Tyre Slick-Medium					12	1'32.752	25.956	19.173	19.125	28.498	296.7
	16 Laps at start	16 Laps at start					13	1'36.726 *	26.772	20.889*	20.080	28.985	300.8
17	7'48.971	29.702	20.643	19.780	28.760		14	1'32.473	25.638	19.094	19.005	28.736	303.3
18	1'34.879	25.938	19.296	19.256	30.389	309.4	15	1'33.859 P	25.810	19.428	19.272	29.349	301.6
19	1'32.846	25.914	19.017	19.333	28.582	310.3	Run # 3	Front Tyre Slick-Hard	Rear Tyre Slick-Medium				
20	1'32.371	25.761	18.948	19.179	28.483	308.5		15 Laps at start	15 Laps at start				

20th 25 Raul FERNANDEZ APRILIA SPA
Trackhouse Racing

Runs=3 Total laps=20 Full laps=15 Valid laps=14

Run #	Front Tyre	Slick-Medium	Rear Tyre	Slick-Medium	Speed
1	2'43.164	28.147	21.388	20.776	30.887
2	1'37.106	27.329	19.921	19.869	29.987 290.3
3	1'38.614	26.704	19.919	19.593	32.398 300.0
4	1'34.570	26.290	19.246	19.538	29.496 300.8
5	1'33.429	26.009	19.063	19.254	29.103 305.0
6	1'32.948	25.891	18.981	19.114	28.962 305.9
7	1'36.627 P	26.030	18.849	20.791	30.957 307.6
Run # 2	Front Tyre Slick-Medium	Rear Tyre Slick-Medium			
	7 Laps at start	7 Laps at start			
8	9'07.558	28.579	20.197	19.820	29.151
9	1'33.848	26.115	19.581	19.389	28.763 303.3
10	1'33.346	26.378	19.106	19.295	28.567 305.9
11	1'32.811	25.887	18.969	19.119	28.836 306.8
12	1'32.598	25.726	19.069	19.116	28.687 305.9
13	1'34.995 *	26.100	20.353*	19.375	29.167 306.8
14	1'32.254	25.722	18.869	19.094	28.569 305.9
15	1'36.921 P	27.686	19.848	20.117	29.270 306.8
Run # 3	Front Tyre Slick-Hard	Rear Tyre Slick-Medium			
	New Tyre	15 Laps at start			
16	6'44.047	33.307	20.355	19.898	29.572
17	1'33.838	26.135	19.538	19.282	28.883 305.0
18	1'34.351	26.987	19.201	19.211	28.952 307.6
19	1'32.501	25.879	18.862	19.118	28.642 310.3
20	1'32.542	25.748	18.981	19.132	28.681 306.8

21st 37 Augusto FERNANDEZ KTM SPA
Red Bull GASGAS Tech3

Runs=3 Total laps=20 Full laps=15 Valid laps=14

22nd 88 Miguel OLIVEIRA APRILIA POR
Trackhouse Racing

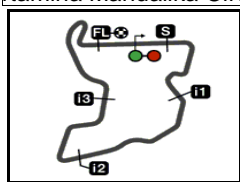
Runs=2 Total laps=13 Full laps=10 Valid laps=10

Run #	Front Tyre	Slick-Medium	Rear Tyre	Slick-Medium	Speed
1	2'21.594	27.975	21.662	20.923	31.178
2	1'39.396	27.278	20.849	20.961	30.308 294.2
3	1'35.008	26.617	19.662	19.624	29.105 303.3
4	1'33.488	26.139	19.265	19.368	28.716 301.6
5	1'34.053	25.884	18.998	20.020	29.151 305.9
6	1'33.084	25.981	19.149	19.184	28.770 306.8
7	1'34.288	25.944	19.150	20.139	29.055 305.0
8	1'32.642	25.888	19.182	19.131	28.441 305.9
9	1'36.126 P	26.127	20.410*	20.180	29.409 309.4
Run # 2	Front Tyre Slick-Medium	Rear Tyre Slick-Medium			
	9 Laps at start	9 Laps at start			
10	7'32.684 *	30.972	20.676*	20.193	29.565
11	1'33.587	26.195	19.254	19.422	28.716 305.9
12	1'34.183	26.841	19.339	19.300	28.703 309.4
13	1'32.842	25.889	19.230	19.210	28.513 305.0

Fastest Lap: Franco MORBIDELLI Prima Pramac Racing ITA 1'30.689 25.282 18.651 18.713 28.043

These data/results cannot be reproduced, stored and/or transmitted in whole or in part by any manner of electronic, mechanical, photocopying, recording, broadcasting or otherwise now known or herein after developed without the previous express consent by the copyright owner, except for reproduction in daily press and regular printed publications on sale to the public within 60 days of the event related to those data/results and always provided that copyright symbol appears together as follows below.
© DORNA, 2024





4301 m.

PERTAMINA GRAND PRIX OF INDONESIA

Free Practice Nr. 1

Best Partial Times

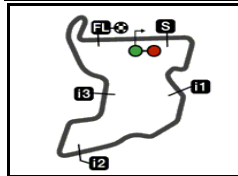
MotoGP™

IT Ideal Lap Time, sum of the best partial times

BT Best Lap Time

T1		T2		T3		T4				IT		BT
Pos	Rider	Time	Rider	Time	Rider	Time	Rider	Time	Pos	Rider	IT	BT
1	F.MORBIDELLI	25.234	M.BEZZECCHI	18.515	M.VIÑALES	18.706	F.MORBIDELLI	28.035	1	F.MORBIDELLI	1'30.633	1'30.689 (1)
2	J.MARTIN	25.296	J.MARTIN	18.601	F.MORBIDELLI	18.713	M.VIÑALES	28.057	2	M.VIÑALES	1'30.902	1'30.910 (2)
3	E.BASTIANINI	25.357	F.MORBIDELLI	18.651	J.MARTIN	18.758	M.MARQUEZ	28.129	3	J.MARTIN	1'30.944	1'31.218 (3)
4	P.ACOSTA	25.387	J.ZARCO	18.665	P.ACOSTA	18.784	B.BINDER	28.139	4	M.MARQUEZ	1'31.150	1'31.504 (6)
5	M.VIÑALES	25.402	M.VIÑALES	18.737	M.MARQUEZ	18.813	F.DI GIANNANTO	28.246	5	M.BEZZECCHI	1'31.201	1'31.518 (7)
6	J.MILLER	25.424	L.MARINI	18.741	E.BASTIANINI	18.826	A.RINS	28.259	6	E.BASTIANINI	1'31.261	1'31.629 (8)
7	J.ZARCO	25.428	M.MARQUEZ	18.753	T.NAKAGAMI	18.860	J.MILLER	28.274	7	P.ACOSTA	1'31.271	1'31.271 (4)
8	M.BEZZECCHI	25.442	T.NAKAGAMI	18.754	L.MARINI	18.866	A.ESPARGARO	28.284	8	J.ZARCO	1'31.343	1'31.456 (5)
9	M.MARQUEZ	25.455	F.BAGNAIA	18.763	J.ZARCO	18.895	J.MARTIN	28.289	9	J.MILLER	1'31.478	1'32.026 (17)
10	L.MARINI	25.474	E.BASTIANINI	18.773	F.DI GIANNANTO	18.905	M.BEZZECCHI	28.298	10	F.DI GIANNANTO	1'31.582	1'31.726 (10)
11	B.BINDER	25.489	A.MARQUEZ	18.789	A.MARQUEZ	18.916	P.ACOSTA	28.300	11	F.BAGNAIA	1'31.631	1'31.794 (14)
12	F.BAGNAIA	25.502	P.ACOSTA	18.800	J.MILLER	18.925	E.BASTIANINI	28.305	12	L.MARINI	1'31.640	1'31.703 (9)
13	J.MIR	25.508	R.FERNANDEZ	18.849	F.BAGNAIA	18.941	J.ZARCO	28.355	13	B.BINDER	1'31.646	1'31.784 (13)
14	F.QUARTARARO	25.531	F.DI GIANNANTO	18.853	M.BEZZECCHI	18.946	A.MARQUEZ	28.382	14	T.NAKAGAMI	1'31.648	1'31.767 (11)
15	F.DI GIANNANTO	25.578	J.MILLER	18.855	F.QUARTARARO	18.998	F.QUARTARARO	28.392	15	A.MARQUEZ	1'31.721	1'31.776 (12)
16	A.MARQUEZ	25.634	F.QUARTARARO	18.893	B.BINDER	19.001	T.NAKAGAMI	28.394	16	F.QUARTARARO	1'31.814	1'31.857 (15)
17	A.FERNANDEZ	25.638	A.ESPARGARO	18.948	J.MIR	19.003	F.BAGNAIA	28.425	17	J.MIR	1'31.989	1'32.027 (18)
18	T.NAKAGAMI	25.640	M.OLIVEIRA	18.998	A.FERNANDEZ	19.005	M.OLIVEIRA	28.441	18	A.RINS	1'32.006	1'32.006 (16)
19	A.RINS	25.664	A.RINS	19.011	A.RINS	19.072	A.FERNANDEZ	28.447	19	A.ESPARGARO	1'32.102	1'32.194 (19)
20	R.FERNANDEZ	25.722	B.BINDER	19.017	R.FERNANDEZ	19.094	J.MIR	28.460	20	A.FERNANDEZ	1'32.184	1'32.473 (21)
21	A.ESPARGARO	25.761	J.MIR	19.018	A.ESPARGARO	19.109	L.MARINI	28.559	21	R.FERNANDEZ	1'32.232	1'32.254 (20)
22	M.OLIVEIRA	25.884	A.FERNANDEZ	19.094	M.OLIVEIRA	19.131	R.FERNANDEZ	28.567	22	M.OLIVEIRA	1'32.454	1'32.642 (22)

These data/results cannot be reproduced, stored and/or transmitted in whole or in part by any manner of electronic, mechanical, photocopying, recording, broadcasting or otherwise now known or herein after developed without the previous express consent by the copyright owner, except for reproduction in daily press and regular printed publications on sale to the public within 60 days of the event related to those data/results and always provided that copyright symbol appears together as follows below.
© DORNA, 2024




4301 m.

PERTAMINA GRAND PRIX OF INDONESIA

Free Practice Nr. 1

Fastest Laps Sequence

<i>Practice Time</i>	 <i>Rider</i>	<i>Nation</i>	<i>Motorcycle</i>	<i>Time</i>	<i>Km/h</i>	<i>Rider's Lap</i>
3'35.084	36 Joan MIR	SPA	HONDA	1'36.666	160.1	2
4'06.077	89 Jorge MARTIN	SPA	DUCATI	1'36.107	161.1	2
4'06.453	5 Johann ZARCO	FRA	HONDA	1'36.106	161.1	2
4'40.060	20 Fabio QUARTARARO	FRA	YAMAHA	1'35.889	161.4	2
5'09.730	36 Joan MIR	SPA	HONDA	1'34.646	163.5	3
5'22.378	31 Pedro ACOSTA	SPA	KTM	1'34.212	164.3	3
6'06.616	93 Marc MARQUEZ	SPA	DUCATI	1'34.021	164.6	3
6'43.386	36 Joan MIR	SPA	HONDA	1'33.656	165.3	4
6'55.146	49 Fabio DI GIANNANTONI	ITA	DUCATI	1'33.446	165.6	4
6'55.431	31 Pedro ACOSTA	SPA	KTM	1'33.053	166.3	4
7'13.645	89 Jorge MARTIN	SPA	DUCATI	1'32.713	167.0	4
8'27.840	49 Fabio DI GIANNANTONI	ITA	DUCATI	1'32.694	167.0	5
8'45.613	89 Jorge MARTIN	SPA	DUCATI	1'31.968	168.3	5
13'31.205	12 Maverick VIÑALES	SPA	APRILIA	1'31.896	168.4	8
15'16.313	21 Franco MORBIDELLI	ITA	DUCATI	1'31.838	168.5	9
26'47.549	30 Takaaki NAKAGAMI	JPN	HONDA	1'31.767	168.7	13
27'28.704	89 Jorge MARTIN	SPA	DUCATI	1'31.725	168.8	12
30'33.398	5 Johann ZARCO	FRA	HONDA	1'31.456	169.3	10
37'25.991	21 Franco MORBIDELLI	ITA	DUCATI	1'31.221	169.7	15
38'56.893	21 Franco MORBIDELLI	ITA	DUCATI	1'30.902	170.3	16
45'25.128	21 Franco MORBIDELLI	ITA	DUCATI	1'30.689	170.7	20

These data/results cannot be reproduced, stored and/or transmitted in whole or in part by any manner of electronic, mechanical, photocopying, recording, broadcasting or otherwise now known or herein after developed without the previous express consent by the copyright owner, except for reproduction in daily press and regular printed publications on sale to the public within 60 days of the event related to those data/results and always provided that copyright symbol appears together as follows below.

© DORNA, 2024