


4301 m.

PERTAMINA GRAND PRIX OF INDONESIA
Qualifying Nr. 2
Classification



	Rider	Nation	Team	Motorcycle	Time	Lap	Total	Gap	Top Speed
1	48 Ivan ORTOLA	SPA	MT Helmets - MSI	KTM	1'37.332	6	7		220.8
2	95 Collin VEIJER	NED	Liqui Moly Husqvarna Intact GP	HUSQVARNA	1'37.589	7	8	0.257 0.257	215.5
3	72 Taiyo FURUSATO	JPN	Honda Team Asia	HONDA	1'37.701	6	6	0.369 0.112	216.0
4	31 Adrian FERNANDEZ	SPA	Leopard Racing	HONDA	1'37.726	4	6	0.394 0.025	216.0
5	80 David ALONSO	COL	CFMOTO Gaviota Aspar Team	CFMOTO	1'37.845	3	7	0.513 0.119	218.6
6	58 Luca LUNETTA	ITA	SIC58 Squadra Corse	HONDA	1'37.976	5	6	0.644 0.131	216.4
7	24 Tatsuki SUZUKI	JPN	Liqui Moly Husqvarna Intact GP	HUSQVARNA	1'38.078	2	7	0.746 0.102	219.9
8	66 Joel KELSO	AUS	BOE Motorsports	KTM	1'38.110	6	8	0.778 0.032	214.2
9	36 Angel PIQUERAS	SPA	Leopard Racing	HONDA	1'38.120	4	7	0.788 0.010	217.7
10	99 Jose Antonio RUEDA	SPA	Red Bull KTM Ajo	KTM	1'38.190	2	7	0.858 0.070	219.9
11	82 Stefano NEPA	ITA	LEVELUP - MTA	KTM	1'38.210	2	7	0.878 0.020	218.6
12	19 Scott OGDEN	GBR	FleetSafe Honda - MLav Racing	HONDA	1'38.302	4	5	0.970 0.092	217.3
13	64 David MUÑOZ	SPA	BOE Motorsports	KTM	1'38.372	2	6	1.040 0.070	217.3
14	96 Daniel HOLGADO	SPA	Red Bull GASGAS Tech3	GASGAS	1'38.399	6	7	1.067 0.027	215.5
15	22 David ALMANSA	SPA	Kopron Rivacold Snipers Team	HONDA	1'38.414	6	7	1.082 0.015	218.1
16	7 Filippo FARIOLI	ITA	SIC58 Squadra Corse	HONDA	1'38.465	7	8	1.133 0.051	216.8
17	6 Ryusei YAMANAKA	JPN	MT Helmets - MSI	KTM	1'38.539	7	7	1.207 0.074	217.7
18	54 Riccardo ROSSI	ITA	CIP Green Power	KTM	1'39.630	5	5	2.298 1.091	215.1

Practice condition: Dry
 Air: 29°
 Humidity: 78%
 Ground: 62°

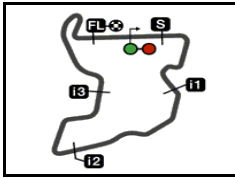
Fastest Lap:	Lap: 6	Ivan ORTOLA	1'37.332	159 Km/h
Best Race Lap:	2023	Ivan ORTOLA	1'38.936	156.5 Km/h
All-Time Lap Record:	2024	Ivan ORTOLA	1'37.332	159.0 Km/h

The results are provisional until the end of the limit for protest and appeals.

Time limit for protest expires 60' after publication of the results - Time:

These data/results cannot be reproduced, stored and/or transmitted in whole or in part by any manner of electronic, mechanical, photocopying, recording, broadcasting or otherwise now known or herein after developed without the previous express consent by the copyright owner, except for reproduction in daily press and regular printed publications on sale to the public within 60 days of the event related to those data/results and always provided that copyright symbol appears together as follows below.

© DORNA, 2024



4301 m.

PERTAMINA GRAND PRIX OF INDONESIA

Qualifying Nr. 2

Top Speed & Average

21A



Rider	Nation	Motorcycle	Top 5 speeds					Average	Top
48 Ivan ORTOLA	SPA	KTM	220.8	218.6	216.8	215.5	215.1	217.4	220.8
24 Tatsuki SUZUKI	JPN	HUSQVARNA	219.9	219.5	217.3	217.3	216.4	218.1	219.9
99 Jose Antonio RUEDA	SPA	KTM	219.9	219.0	217.7	216.8		218.4	219.9
80 David ALONSO	COL	CFMOTO	218.6	218.1	215.5	214.7		216.7	218.6
82 Stefano NEPA	ITA	KTM	218.6	217.7	217.7	213.8	213.8	216.3	218.6
22 David ALMANSA	SPA	HONDA	218.1	217.7	216.8	214.2	213.8	216.1	218.1
6 Ryusei YAMANAKA	JPN	KTM	217.7	216.0	215.1	215.1	215.1	215.8	217.7
36 Angel PIQUERAS	SPA	HONDA	217.7	217.7	215.5	213.0	212.5	215.3	217.7
19 Scott OGDEN	GBR	HONDA	217.3	215.5	214.2			215.7	217.3
64 David MUÑOZ	SPA	KTM	217.3	214.7	214.2	213.8		215.0	217.3
7 Filippo FARIOLI	ITA	HONDA	216.8	214.2	214.2	212.1	212.1	213.6	216.8
58 Luca LUNETTA	ITA	HONDA	216.4	215.5	215.1	214.7		215.4	216.4
31 Adrian FERNANDEZ	SPA	HONDA	216.0	214.7	214.7	214.7		215.0	216.0
72 Taiyo FURUSATO	JPN	HONDA	216.0	216.0	216.0	215.5	207.6	214.2	216.0
95 Collin VEIJER	NED	HUSQVARNA	215.5	215.5	215.1	214.7	214.7	215.1	215.5
96 Daniel HOLGADO	SPA	GASGAS	215.5	214.7	214.7	214.2	213.4	214.5	215.5
54 Riccardo ROSSI	ITA	KTM	215.1	215.1	213.4			214.5	215.1
66 Joel KELSO	AUS	KTM	214.2	214.2	213.8	213.8	213.8	214.0	214.2

These data/results cannot be reproduced, stored and/or transmitted in whole or in part by any manner of electronic, mechanical, photocopying, recording, broadcasting or otherwise now known or herein after developed without the previous express consent by the copyright owner, except for reproduction in daily press and regular printed publications on sale to the public within 60 days of the event related to those data/results and always provided that copyright symbol appears together as follows below.

© DORNA, 2024

Official MotoGP Timing by TISSOT
www.motogp.com



Lombok, Saturday, September 28, 2024



4301 m.

PERTAMINA GRAND PRIX OF INDONESIA

Qualifying Nr. 2

Chronological Analysis of Performances

22A

* Lap / Sector time cancelled T1 Time from finish line to 1st intermediate T3 Time from 2nd intermed. to 3rd intermed.
 P Crossing the finish line in pit lane T2 Time from 1st intermed. to 2nd intermed. T4 Time from 3rd intermediate to finish line

Lap	Lap Time	T1	T2	T3	T4	Speed	Lap	Lap Time	T1	T2	T3	T4	Speed
1st 48 Ivan ORTOLA MT Helmets - MSI SPA Runs=2 Total laps=7 Full laps=4 Valid laps=4							5th 58 Luca LUNETTA SIC58 Squadra Corse ITA Runs=2 Total laps=6 Full laps=2 Valid laps=2						
1	2'21.146	38.975	20.429	21.030	33.715		1	3'11.931	* 26.378	20.623*	20.125	30.191	
2	1'38.073	28.245	19.887	19.880	30.061	215.5	2	1'38.139	28.419	20.082	19.756	29.882	215.5
3	1'37.630	28.247	19.892	19.599	29.892	220.8	3	1'40.846	P 29.479	20.818*	20.039	30.510	216.4
4	1'38.801	P 28.383	20.553	20.246	29.619	216.8	4	5'55.052	* 40.894	22.536*	19.950	31.241	
5	5'57.049	* 24.614	20.159*	19.814	30.021		5	1'37.976	28.479	19.868	19.737	29.892	214.7
6	1'37.332	28.184	19.848	19.475	29.825	215.1	6	2'06.586	P 42.969	30.034*	21.741	31.842	215.1
7	1'38.169	28.099	20.092	19.800	30.178	218.6							
2nd 95 Collin VEIJER Liqui Moly Husqvarna NED Runs=2 Total laps=8 Full laps=5 Valid laps=5							7th 24 Tatsuki SUZUKI Liqui Moly Husqvarna JPN Runs=2 Total laps=7 Full laps=4 Valid laps=3						
1	3'05.872	26.390	21.016	20.084	31.085		1	2'21.816	* 39.641	19.950*	21.146	33.328	
2	1'38.634	28.628	20.333	19.708	29.965	213.8	2	1'38.078	28.369	20.072	19.669	29.968	217.3
3	1'37.992	28.351	20.097	19.730	29.814	215.5	3	1'38.260	28.366	19.961	19.957	29.976	219.9
4	1'37.651	28.432	19.840	19.663	29.716	215.1	4	1'40.631	P 28.376	20.517	20.162	31.576	219.5
5	1'39.723	P 29.697	21.264	19.736	29.026	215.5	5	6'02.452	* 24.841	19.853*	20.071	30.546*	
6	3'28.176	25.278	20.273	19.765	29.977		6	1'38.208	28.378	20.152	19.729	29.949	216.4
7	1'37.589	28.312	19.893	19.599	29.785	214.7	7	1'42.342	* 28.364	21.716*	21.388	30.874*	217.3
8	1'43.679	28.218	19.922	19.541	35.998	214.7							
3rd 72 Taiyo FURUSATO Honda Team Asia JPN Runs=2 Total laps=6 Full laps=3 Valid laps=3							8th 66 Joel KELSO BOE Motorsports AUS Runs=2 Total laps=8 Full laps=5 Valid laps=5						
1	2'18.503	33.542	21.185	22.575	32.339		1	1'46.750	27.413	20.718	20.139	33.493	
2	1'38.473	28.426	20.184	19.761	30.102	215.5	2	1'39.168	28.877	20.255	19.966	30.070	212.5
3	1'38.274	28.434	20.096	19.711	30.033	216.0	3	1'38.772	28.603	20.093	19.902	30.174	213.8
4	1'44.807	P 29.125	21.219	21.057	33.406	207.6	4	1'41.669	P 29.338	20.952	21.682	29.697	214.2
5	5'54.850	* 25.736	19.994*	19.751	29.601*		5	3'47.619	27.385	23.441	22.377	33.086	
6	1'37.701	28.189	19.989	19.591	29.932	216.0	6	1'38.110	28.494	19.961	19.715	29.940	213.8
unfinished	28.189					216.0	7	1'41.211	29.999	20.888	20.070	30.254	214.2
							8	1'38.571	28.507	20.032	19.918	30.114	213.8
4th 31 Adrian FERNANDEZ Leopard Racing SPA Runs=2 Total laps=6 Full laps=3 Valid laps=3							9th 36 Angel PIQUERAS Leopard Racing SPA Runs=2 Total laps=7 Full laps=3 Valid laps=3						
1	3'06.988	25.319	20.649	19.887	30.811		1	2'19.736	* 39.409	20.788*	21.314	33.334	
2	1'38.355	28.580	20.303	19.691	29.781	214.7	2	1'38.165	28.636	20.011	19.747	29.771	215.5
3	1'38.241	28.418	20.075	19.547	30.201	216.0	3	1'41.049	28.122	19.883	22.894	30.150	217.7
4	1'37.726	28.332	20.069	19.570	29.755	214.7	4	1'38.120	28.170	19.960	19.819	30.171	217.7
5	1'38.341	P 28.388	20.194	19.646	30.113	214.7	5	1'50.806	P 32.487	23.152*	23.363	31.804	212.5
6	4'40.058	P 28.987	20.721	21.055	31.511		6	5'13.816	32.191	20.935	20.996	32.580	
							7	1'44.077	P 29.684	21.891*	21.163	31.339	213.0
5th 80 David ALONSO CFMOTO Gaviota Asp COL Runs=3 Total laps=7 Full laps=3 Valid laps=3							10th 99 Jose Antonio RUED Red Bull KTM Ajo SPA Runs=3 Total laps=7 Full laps=3 Valid laps=1						
1	2'19.481	38.784	20.946	21.828	33.591		1	3'12.378	* 26.058	20.785*	20.055	30.112	
2	1'38.072	28.488	20.070	19.647	29.867	215.5							
3	1'37.845	28.210	19.944	19.601	30.090	218.6							
4	1'44.748	P 32.558	20.691	19.940	31.559	218.1							

Fastest Lap: Ivan ORTOLA MT Helmets - MSI SPA **1'37.332** 28.184 19.848 19.475 29.825

These data/results cannot be reproduced, stored and/or transmitted in whole or in part by any manner of electronic, mechanical, photocopying, recording, broadcasting or otherwise now known or herein after developed without the previous express consent by the copyright owner, except for reproduction in daily press and regular printed publications on sale to the public within 60 days of the event related to those data/results and always provided that copyright symbol appears together as follows below.
 © DORNA, 2024



Qualifying Nr. 2

Moto3

Lap	Lap Time	T1	T2	T3	T4	Speed	Lap	Lap Time	T1	T2	T3	T4	Speed
2	1'38.190	28.462	20.006	19.770	29.952	217.7	2	1'39.100	28.590	20.232	20.066	30.212	214.2
3	1'38.228 P	28.582	20.421	19.861	29.364	219.0	3	1'39.558	28.517	20.036	20.222	30.783	214.2
4	4'48.911 P	30.435	20.716	20.233	29.771		4	1'39.282	28.568	20.442	20.062	30.210	216.8
5	2'01.654 *	25.241	20.270*	19.942	30.465*		5	1'41.032 P	28.908	21.209	20.304	30.611	212.1
6	1'38.880 *	28.591	20.350*	19.909	30.030	216.8	6	4'10.471 *	25.577	20.351*	19.945	30.009	
7	1'41.234 *	28.578	21.212*	20.598	30.846	219.9	7	1'38.465	28.525	20.231	19.722	29.987	212.1
							8	1'39.701	28.584	20.437	19.994	30.686	212.1

11th 82 Stefano NEPA LEVELUP - MTA ITA
Runs=2 Total laps=7 Full laps=4 Valid laps=3

1	3'12.627 *	28.588	20.728*	19.881	30.228	
2	1'38.210	28.437	19.982	19.715	30.076	217.7
3	1'41.130	28.572	20.486	19.947	32.125	218.6
4	1'37.454 P	28.641	20.367	19.819	28.627	213.8
5	5'10.146	26.191	20.685	20.004	30.536	
6	1'38.546	28.496	20.109	19.851	30.090	217.7
7	1'45.274 *	28.817	22.434*	22.366	31.657	213.8

12th 19 Scott OGDEN FleetSafe Honda - ML GBR
Runs=2 Total laps=5 Full laps=2 Valid laps=2

1	2'02.157	31.505	21.156	20.360	30.837	
2	1'41.333 P	28.676	20.550	20.188	31.919	214.2
3	8'43.276	37.406	24.873	21.010	31.686	
4	1'38.302	28.375	20.103	19.774	30.050	217.3
5	1'38.828	28.523	20.219	19.966	30.120	215.5

13th 64 David MUÑOZ BOE Motorsports SPA
Runs=2 Total laps=6 Full laps=2 Valid laps=2

1	1'48.466 *	25.892	20.416*	20.066	31.623	
2	1'38.372	28.575	19.917	19.767	30.113	214.7
3	1'39.509 P	28.547	20.324	20.140	30.498	217.3
4	8'02.900 *	25.746	20.291*	19.898	29.874*	
5	1'38.422	28.433	20.146	19.781	30.062	214.2
6	1'41.778 P	29.032	22.019*	20.283	30.444	213.8

14th 96 Daniel HOLGADO Red Bull GASGAS Te SPA
Runs=2 Total laps=7 Full laps=4 Valid laps=4

1	2'01.593	29.391	21.589	20.652	31.023	
2	1'44.294	29.002	20.808	20.768	33.716	213.4
3	1'39.540	28.801	20.610	19.954	30.175	214.7
4	1'38.799 P	28.522	20.583	19.982	29.712	214.2
5	6'07.184 *	25.521	20.636*	20.011	29.880*	
6	1'38.399	28.463	20.396	19.762	29.778	214.7
7	1'38.456	28.248	20.268	19.934	30.006	215.5

15th 22 David ALMANSA Kopron Rivacold Snip SPA
Runs=2 Total laps=7 Full laps=4 Valid laps=4

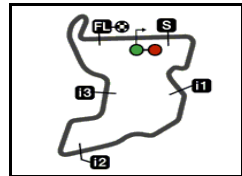
1	2'20.165	39.360	20.898	21.184	33.539	
2	1'38.939	28.690	20.295	19.942	30.012	217.7
3	1'38.748	28.523	20.278	19.902	30.045	218.1
4	1'42.775 P	28.654	21.598	21.230	31.293	216.8
5	5'05.759	39.019	24.355	20.159	31.223	
6	1'38.414	28.470	20.199	19.864	29.881	214.2
7	1'38.800	28.530	20.231	19.971	30.068	213.8

16th 7 Filippo FARIOLI SIC58 Squadra Corse ITA
Runs=2 Total laps=8 Full laps=5 Valid laps=5

1	2'20.530 *	38.881	21.038*	21.632	33.928	
---	------------	--------	---------	--------	--------	--

Fastest Lap: Ivan ORTOLA MT Helmets - MSI SPA **1'37.332** 28.184 19.848 19.475 29.825

These data/results cannot be reproduced, stored and/or transmitted in whole or in part by any manner of electronic, mechanical, photocopying, recording, broadcasting or otherwise now known or herein after developed without the previous express consent by the copyright owner, except for reproduction in daily press and regular printed publications on sale to the public within 60 days of the event related to those data/results and always provided that copyright symbol appears together as follows below.
© DORNA, 2024



PERTAMINA GRAND PRIX OF INDONESIA

Qualifying Results

20

	Rider	Nation Team	Motorcycle	Time	Lap	Total	Gap	Top Speed
1	48 Ivan ORTOLA	SPA MT Helmets - MSI	KTM	Q2 1'37.332	6	7		220.8
2	95 Collin VEIJER	NED Liqui Moly Husqvarna Intact GP	HUSQVARNA	Q2 1'37.589	7	8	0.257 0.257	215.5
3	72 Taiyo FURUSATO	JPN Honda Team Asia	HONDA	Q2 1'37.701	6	6	0.369 0.112	216.0
4	31 Adrian FERNANDEZ	SPA Leopard Racing	HONDA	Q2 1'37.726	4	6	0.394 0.025	216.0
5	80 David ALONSO	COL CFMOTO Gaviota Aspar Team	CFMOTO	Q2 1'37.845	3	7	0.513 0.119	218.6
6	58 Luca LUNETTA	ITA SIC58 Squadra Corse	HONDA	Q2 1'37.976	5	6	0.644 0.131	216.4
7	24 Tatsuki SUZUKI	JPN Liqui Moly Husqvarna Intact GP	HUSQVARNA	Q2 1'38.078	2	7	0.746 0.102	219.9
8	66 Joel KELSO	AUS BOE Motorsports	KTM	Q2 1'38.110	6	8	0.778 0.032	214.2
9	36 Angel PIQUERAS	SPA Leopard Racing	HONDA	Q2 1'38.120	4	7	0.788 0.010	217.7
10	99 Jose Antonio RUEDA	SPA Red Bull KTM Ajo	KTM	Q2 1'38.190	2	7	0.858 0.070	219.9
11	82 Stefano NEPA	ITA LEVELUP - MTA	KTM	Q2 1'38.210	2	7	0.878 0.020	218.6
12	19 Scott OGDEN	GBR FleetSafe Honda - MLav Racing	HONDA	Q2 1'38.302	4	5	0.970 0.092	217.3
13	64 David MUÑOZ	SPA BOE Motorsports	KTM	Q2 1'38.372	2	6	1.040 0.070	217.3
14	96 Daniel HOLGADO	SPA Red Bull GASGAS Tech3	GASGAS	Q2 1'38.399	6	7	1.067 0.027	215.5
15	22 David ALMANSA	SPA Kopron Rivacold Snipers Team	HONDA	Q2 1'38.414	6	7	1.082 0.015	218.1
16	7 Filippo FARIOLI	ITA SIC58 Squadra Corse	HONDA	Q2 1'38.465	7	8	1.133 0.051	216.8
17	6 Ryusei YAMANAKA	JPN MT Helmets - MSI	KTM	Q2 1'38.539	7	7	1.207 0.074	217.7
18	54 Riccardo ROSSI	ITA CIP Green Power	KTM	Q2 1'39.630	5	5	2.298 1.091	215.1
19	12 Jacob ROULSTONE	AUS Red Bull GASGAS Tech3	GASGAS	Q1 1'38.766	8	8 (*)	0.471	221.7
20	8 Eddie O'SHEA	GBR FleetSafe Honda - MLav Racing	HONDA	Q1 1'38.770	3	7 (*)	0.475 0.004	220.4
21	10 Nicola CARRARO	ITA LEVELUP - MTA	KTM	Q1 1'38.863	3	8 (*)	0.568 0.093	221.7
22	93 Arbi ADITAMA	INA Honda Team Asia	HONDA	Q1 1'38.987	8	8 (*)	0.692 0.124	220.4
23	78 Joel ESTEBAN	SPA CFMOTO Gaviota Aspar Team	CFMOTO	Q1 1'39.165	7	9 (*)	0.870 0.178	217.7
24	18 Matteo BERTELLE	ITA Kopron Rivacold Snipers Team	HONDA	Q1 1'39.184	2	4 (*)	0.889 0.019	216.0
25	5 Tatchakorn BUASRI	THA Honda Team Asia	HONDA	Q1 1'39.488	8	8 (*)	1.193 0.304	219.5
26	55 Noah DETTWILER	SWI CIP Green Power	KTM	Q1 1'39.732	3	7 (*)	1.437 0.244	219.9
27	85 Xabi ZURUTUZA	SPA Red Bull KTM Ajo	KTM	Q1 1'39.854	3	8 (*)	1.559 0.122	219.9

* Gap with the fastest rider in the Q1 session.

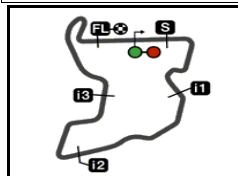
Pole Position:		Ivan ORTOLA	1'37.332	159.0 Km/h
Q1 Best Lap:	Lap 6	Scott OGDEN	(*) 1'38.295	157.5 Km/h
Best Race Lap:	2023	Ivan ORTOLA	1'38.936	156.5 Km/h
All-Time Lap Record:	2024	Ivan ORTOLA	1'37.332	159.0 Km/h

The results are provisional until the end of the limit for protest and appeals.

Time limit for protest expires 60' after publication of the results - Time:

These data/results cannot be reproduced, stored and/or transmitted in whole or in part by any manner of electronic, mechanical, photocopying, recording, broadcasting or otherwise now known or herein after developed without the previous express consent by the copyright owner, except for reproduction in daily press and regular printed publications on sale to the public within 60 days of the event related to those data/results and always provided that copyright symbol appears together as follows below.

© DORNA, 2024



PERTAMINA GRAND PRIX OF INDONESIA
Official Starting Grid

4301 m.

Race : 20 laps = 86.02 km

23



1	1 1'37.332 48 Ivan ORTOLA KTM	2 1'37.589 95 Collin VEIJER Husqvarna	3 1'37.701 72 Taiyo FURUSATO Honda
2	4 1'37.726 31 Adrian FERNANDEZ Honda	5 1'37.845 80 David ALONSO CFMOTO	6 1'37.976 58 Luca LUNETTA Honda
3	7 1'38.078 24 Tatsuki SUZUKI Husqvarna	8 1'38.110 66 Joel KELSO KTM	9 1'38.120 36 Angel PIQUERAS Honda
4	10 1'38.190 99 Jose Antonio RUEDA KTM	11 1'38.210 82 Stefano NEPA KTM	12 1'38.302 19 Scott OGDEN Honda
5	13 1'38.372 64 David MUÑOZ KTM	14 1'38.399 96 Daniel HOLGADO GASGAS	15 1'38.414 22 David ALMANSA Honda
6	16 1'38.465 7 Filippo FARIOLI Honda	17 1'38.539 6 Ryusei YAMANAKA KTM	18 1'39.630 54 Riccardo ROSSI KTM
7	19 1'38.766 12 Jacob ROULSTONE GASGAS	20 1'38.770 8 Eddie O'SHEA Honda	21 1'38.863 10 Nicola CARRARO KTM
8	22 1'38.987 93 Arbi ADITAMA Honda	23 1'39.165 78 Joel ESTEBAN CFMOTO	24 1'39.184 18 Matteo BERTELLE Honda

FIM MotoGP Stewards long lap penalty for rider #99 & double long lap penalty for riders #48, #82 & #85

The results are provisional until the end of the limit for protest and appeals and until the ratification of the Event Management Committee.

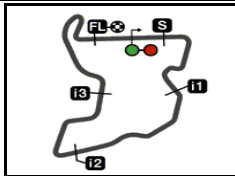
Time limit for protest expires 60' at the latest after publication of the results - Time:

These data/results cannot be reproduced, stored and/or transmitted in whole or in part by any manner of electronic, mechanical, photocopying, recording, broadcasting or otherwise now known or herein after developed without the previous express consent by the copyright owner, except for reproduction in daily press and regular printed publications on sale to the public within 60 days of the event related to those data/results and always provided that copyright symbol appears together as follows below.

© DORNA, 2024

Official MotoGP Timing by TISSOT
 www.motogp.com





PERTAMINA GRAND PRIX OF INDONESIA
Official Starting Grid

4301 m.

Race : 20 laps = 86.02 km

23

9

25
1'39.488
5 Tatchakorn BUASRI
Honda

26
1'39.732
55 Noah DETTWILER
KTM

27
1'39.854
85 Xabi ZURUTUZA
KTM

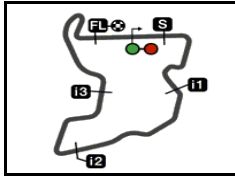
FIM MotoGP Stewards long lap penalty for rider #99 & double long lap penalty for riders #48, #82 & #85

The results are provisional until the end of the limit for protest and appeals and until the ratification of the Event Management Committee.

Time limit for protest expires 60' at the latest after publication of the results - Time:

These data/results cannot be reproduced, stored and/or transmitted in whole or in part by any manner of electronic, mechanical, photocopying, recording, broadcasting or otherwise now known or herein after developed without the previous express consent by the copyright owner, except for reproduction in daily press and regular printed publications on sale to the public within 60 days of the event related to those data/results and always provided that copyright symbol appears together as follows below.

© DORNA, 2024



4301 m.

PERTAMINA GRAND PRIX OF INDONESIA

After the Qualifying Nr. 2

Event Best Maximum Speed



<i>Rider</i>	<i>Nation Team</i>	<i>Motorcycle</i>	<i>Km/h</i>	
58 Luca LUNETTA	ITA SIC58 Squadra Corse	HONDA	222.6	Practice Nr. 2
12 Jacob ROULSTONE	AUS Red Bull GASGAS Tech3	GASGAS	221.7	Qualifying Nr. 1
10 Nicola CARRARO	ITA LEVELUP - MTA	KTM	221.7	Qualifying Nr. 1
99 Jose Antonio RUEDA	SPA Red Bull KTM Ajo	KTM	221.7	Qualifying Nr. 1
64 David MUÑOZ	SPA BOE Motorsports	KTM	221.3	Practice Nr. 1
80 David ALONSO	COL CFMOTO Gaviota Aspar Team	CFMOTO	221.3	Practice Nr. 2
78 Joel ESTEBAN	SPA CFMOTO Gaviota Aspar Team	CFMOTO	220.8	Practice Nr. 2
48 Ivan ORTOLA	SPA MT Helmets - MSI	KTM	220.8	Qualifying Nr. 2
8 Eddie O'SHEA	GBR FleetSafe Honda - MLav Racing	HONDA	220.4	Qualifying Nr. 1
66 Joel KELSO	AUS BOE Motorsports	KTM	220.4	Practice Nr. 1
93 Arbi ADITAMA	INA Honda Team Asia	HONDA	220.4	Qualifying Nr. 1
55 Noah DETTWILER	SWI CIP Green Power	KTM	219.9	Qualifying Nr. 1
18 Matteo BERTELLE	ITA Kopron Rivacold Snipers Team	HONDA	219.9	Practice Nr. 1
22 David ALMANSA	SPA Kopron Rivacold Snipers Team	HONDA	219.9	Practice Nr. 1
24 Tatsuki SUZUKI	JPN Liqui Moly Husqvarna Intact GP	HUSQVARNA	219.9	Qualifying Nr. 2
54 Riccardo ROSSI	ITA CIP Green Power	KTM	219.9	Qualifying Nr. 1
85 Xabi ZURUTUZA	SPA Red Bull KTM Ajo	KTM	219.9	Qualifying Nr. 1
5 Tatchakorn BUASRI	THA Honda Team Asia	HONDA	219.9	Free Practice
82 Stefano NEPA	ITA LEVELUP - MTA	KTM	219.5	Practice Nr. 1
19 Scott OGDEN	GBR FleetSafe Honda - MLav Racing	HONDA	219.5	Qualifying Nr. 1
95 Collin VEIJER	NED Liqui Moly Husqvarna Intact GP	HUSQVARNA	218.6	Free Practice
36 Angel PIQUERAS	SPA Leopard Racing	HONDA	218.6	Practice Nr. 1
72 Taiyo FURUSATO	JPN Honda Team Asia	HONDA	218.6	Practice Nr. 2
6 Ryusei YAMANAKA	JPN MT Helmets - MSI	KTM	217.7	Qualifying Nr. 2
31 Adrian FERNANDEZ	SPA Leopard Racing	HONDA	217.7	Practice Nr. 1
7 Filippo FARIOLI	ITA SIC58 Squadra Corse	HONDA	217.3	Practice Nr. 1
96 Daniel HOLGADO	SPA Red Bull GASGAS Tech3	GASGAS	217.3	Practice Nr. 2

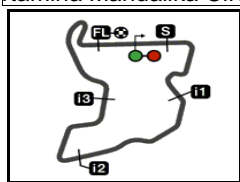
These data/results cannot be reproduced, stored and/or transmitted in whole or in part by any manner of electronic, mechanical, photocopying, recording, broadcasting or otherwise now known or herein after developed without the previous express consent by the copyright owner, except for reproduction in daily press and regular printed publications on sale to the public within 60 days of the event related to those data/results and always provided that copyright symbol appears together as follows below.

© DORNA, 2024

Official MotoGP Timing by TISSOT
www.motogp.com



Lombok, Saturday, September 28, 2024



4301 m.

PERTAMINA GRAND PRIX OF INDONESIA

Qualifying Nr. 2

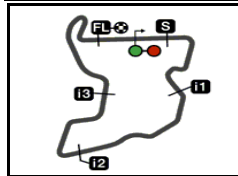
Best Partial Times

IT Ideal Lap Time, sum of the best partial times

BT Best Lap Time


T1		T2		T3		T4				IT		BT	
Pos	Rider	Time	Rider	Time	Rider	Time	Rider	Time	Pos	Rider			
11.	ORTOLA	28.099	C.VEIJER	19.840	I.ORTOLA	19.475	C.VEIJER	29.716	1	I.ORTOLA	1'37.247	1'37.332	(1)
2A.	PIQUERAS	28.122	I.ORTOLA	19.848	C.VEIJER	19.541	A.FERNANDEZ	29.755	2	C.VEIJER	1'37.315	1'37.589	(2)
3T.	FURUSATO	28.189	L.LUNETTA	19.868	A.FERNANDEZ	19.547	D.ALONSO	29.765	3	D.ALONSO	1'37.520	1'37.845	(5)
4D.	ALONSO	28.210	A.PIQUERAS	19.883	T.FURUSATO	19.591	A.PIQUERAS	29.771	4	A.PIQUERAS	1'37.523	1'38.120	(9)
5C.	VEIJER	28.218	D.MUÑOZ	19.917	D.ALONSO	19.601	D.HOLGADO	29.778	5	T.FURUSATO	1'37.701	1'37.701	(3)
6D.	HOLGADO	28.248	D.ALONSO	19.944	R.YAMANAKA	19.650	I.ORTOLA	29.825	6	A.FERNANDEZ	1'37.703	1'37.726	(4)
7A.	FERNANDEZ	28.332	T.SUZUKI	19.961	T.SUZUKI	19.669	D.ALMANSA	29.881	7	L.LUNETTA	1'37.906	1'37.976	(6)
8T.	SUZUKI	28.364	J.KELSO	19.961	J.KELSO	19.715	L.LUNETTA	29.882	8	T.SUZUKI	1'37.943	1'38.078	(7)
9S.	OGDEN	28.375	S.NEPA	19.982	S.NEPA	19.715	T.FURUSATO	29.932	9	D.HOLGADO	1'38.056	1'38.399	(14)
10L.	LUNETTA	28.419	T.FURUSATO	19.989	F.FARIOLI	19.722	J.KELSO	29.940	10	J.KELSO	1'38.110	1'38.110	(8)
11D.	MUÑOZ	28.433	J.RUEDA	20.006	L.LUNETTA	19.737	T.SUZUKI	29.949	11	D.MUÑOZ	1'38.179	1'38.372	(13)
12S.	NEPA	28.437	F.FARIOLI	20.036	A.PIQUERAS	19.747	J.RUEDA	29.952	12	J.RUEDA	1'38.190	1'38.190	(10)
13R.	ROSSI	28.451	R.YAMANAKA	20.066	D.HOLGADO	19.762	F.FARIOLI	29.987	13	S.NEPA	1'38.210	1'38.210	(11)
14J.	RUEDA	28.462	A.FERNANDEZ	20.069	D.MUÑOZ	19.767	S.OGDEN	30.050	14	F.FARIOLI	1'38.262	1'38.465	(16)
15R.	YAMANAKA	28.464	S.OGDEN	20.103	J.RUEDA	19.770	D.MUÑOZ	30.062	15	R.YAMANAKA	1'38.272	1'38.539	(17)
16D.	ALMANSA	28.470	D.ALMANSA	20.199	S.OGDEN	19.774	S.NEPA	30.076	16	S.OGDEN	1'38.302	1'38.302	(12)
17J.	KELSO	28.494	D.HOLGADO	20.268	D.ALMANSA	19.864	R.YAMANAKA	30.092	17	D.ALMANSA	1'38.414	1'38.414	(15)
18F.	FARIOLI	28.517	R.ROSSI	20.800	R.ROSSI	20.037	R.ROSSI	30.323	18	R.ROSSI	1'39.611	1'39.630	(18)

These data/results cannot be reproduced, stored and/or transmitted in whole or in part by any manner of electronic, mechanical, photocopying, recording, broadcasting or otherwise now known or herein after developed without the previous express consent by the copyright owner, except for reproduction in daily press and regular printed publications on sale to the public within 60 days of the event related to those data/results and always provided that copyright symbol appears together as follows below.
© DORNA, 2024



4301 m.

PERTAMINA GRAND PRIX OF INDONESIA
Qualifying Nr. 2
Fastest Laps Sequence

<i>Practice Time</i>	 <i>Rider</i>	<i>Nation</i>	<i>Motorcycle</i>	<i>Time</i>	<i>Km/h</i>	<i>Rider's Lap</i>
3'25.918	66 Joel KESLO	AUS	KTM	1'39.168	156.1	2
3'26.773	6 Ryusei YAMANAKA	JPN	KTM	1'38.749	156.7	2
3'26.838	64 David MUÑOZ	SPA	KTM	1'38.372	157.3	2
3'57.553	80 David ALONSO	COL	CFMOTO	1'38.072	157.8	2
5'35.398	80 David ALONSO	COL	CFMOTO	1'37.845	158.2	3
5'36.849	48 Ivan ORTOLA	SPA	KTM	1'37.630	158.5	3
14'45.637	95 Collin VEIJER	NED	HUSQVARNA	1'37.589	158.6	7
14'50.031	48 Ivan ORTOLA	SPA	KTM	1'37.332	159.0	6

These data/results cannot be reproduced, stored and/or transmitted in whole or in part by any manner of electronic, mechanical, photocopying, recording, broadcasting or otherwise now known or herein after developed without the previous express consent by the copyright owner, except for reproduction in daily press and regular printed publications on sale to the public within 60 days of the event related to those data/results and always provided that copyright symbol appears together as follows below.
 © DORNA, 2024