

PERTAMINA GRAND PRIX OF INDONESIA

Practice Nr. 2

Classification

10

	Rider	Nation	Team	Motorcycle	Time	Lap	Total	Gap	Top Speed
1	58 Luca LUNETTA	ITA	SIC58 Squadra Corse	HONDA	1'37.384	5	12		222.6
2	95 Collin VEIJER	NED	Liqui Moly Husqvarna Intact GP	HUSQVARNA	1'37.650	14	15	0.266 0.266	214.7
3	7 Filippo FARIOLI	ITA	SIC58 Squadra Corse	HONDA	1'37.768	12	12	0.384 0.118	216.4
4	48 Ivan ORTOLA	SPA	MT Helmets - MSI	KTM	1'37.831	13	14	0.447 0.063	218.1
5	80 David ALONSO	COL	CFMOTO Gaviota Aspar Team	CFMOTO	1'37.834	7	13	0.450 0.003	221.3
6	24 Tatsuki SUZUKI	JPN	Liqui Moly Husqvarna Intact GP	HUSQVARNA	1'37.844	4	11	0.460 0.010	219.5
7	72 Taiyo FURUSATO	JPN	Honda Team Asia	HONDA	1'37.848	10	10	0.464 0.004	218.6
8	6 Ryusei YAMANAKA	JPN	MT Helmets - MSI	KTM	1'37.960	13	15	0.576 0.112	216.8
9	66 Joel KELSO	AUS	BOE Motorsports	KTM	1'37.980	11	13	0.596 0.020	217.3
10	64 David MUÑOZ	SPA	BOE Motorsports	KTM	1'38.008	12	12	0.624 0.028	219.9
11	31 Adrian FERNANDEZ	SPA	Leopard Racing	HONDA	1'38.074	14	16	0.690 0.066	216.8
12	36 Angel PIQUERAS	SPA	Leopard Racing	HONDA	1'38.110	5	5	0.726 0.036	216.0
13	96 Daniel HOLGADO	SPA	Red Bull GASGAS Tech3	GASGAS	1'38.156	5	9	0.772 0.046	217.3
14	78 Joel ESTEBAN	SPA	CFMOTO Gaviota Aspar Team	CFMOTO	1'38.290	6	13	0.906 0.134	220.8
15	18 Matteo BERTELLE	ITA	Kopron Rivacold Snipers Team	HONDA	1'38.294	5	15	0.910 0.004	219.0
16	82 Stefano NEPA	ITA	LEVELUP - MTA	KTM	1'38.316	9	13	0.932 0.022	216.8
17	19 Scott OGDEN	GBR	FleetSafe Honda - MLav Racing	HONDA	1'38.344	13	13	0.960 0.028	218.6
18	10 Nicola CARRARO	ITA	LEVELUP - MTA	KTM	1'38.386	11	11	1.002 0.042	221.7
19	22 David ALMANSA	SPA	Kopron Rivacold Snipers Team	HONDA	1'38.452	9	13	1.068 0.066	218.1
20	99 Jose Antonio RUEDA	SPA	Red Bull KTM Ajo	KTM	1'38.585	5	14	1.201 0.133	221.3
21	12 Jacob ROULSTONE	AUS	Red Bull GASGAS Tech3	GASGAS	1'38.691	4	9	1.307 0.106	216.4
22	8 Eddie O'SHEA	GBR	FleetSafe Honda - MLav Racing	HONDA	1'38.770	5	15	1.386 0.079	218.1
23	54 Riccardo ROSSI	ITA	CIP Green Power	KTM	1'38.903	4	13	1.519 0.133	218.6
24	93 Arbi ADITAMA	INA	Honda Team Asia	HONDA	1'39.628	11	11	2.244 0.725	215.5
25	85 Xabi ZURUTUZA	SPA	Red Bull KTM Ajo	KTM	1'39.793	2	13	2.409 0.165	218.6
26	55 Noah DETTWILER	SWI	CIP Green Power	KTM	1'40.045	5	14	2.661 0.252	219.5
27	5 Tatchakorn BUASRI	THA	Honda Team Asia	HONDA	1'40.146	4	11	2.762 0.101	217.3

Practice condition: Dry

Air: 29°

Humidity: 76%

Ground: 40°

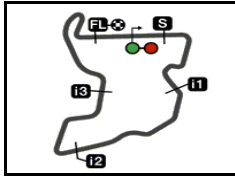
Fastest Lap:	Lap: 5	Luca LUNETTA	1'37.384	158.9 Km/h
Best Race Lap:	2023	Ivan ORTOLA	1'38.936	156.5 Km/h
All-Time Lap Record:	2024	Luca LUNETTA	1'37.384	158.9 Km/h

The results are provisional until the end of the limit for protest and appeals.

Time limit for protest expires 60' after publication of the results - Time:

These data/results cannot be reproduced, stored and/or transmitted in whole or in part by any manner of electronic, mechanical, photocopying, recording, broadcasting or otherwise now known or herein after developed without the previous express consent by the copyright owner, except for reproduction in daily press and regular printed publications on sale to the public within 60 days of the event related to those data/results and always provided that copyright symbol appears together as follows below.

© DORNA, 2024




4301 m.

PERTAMINA GRAND PRIX OF INDONESIA

Practice Nr. 2

Combined Practice Times

11

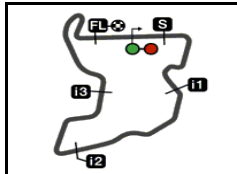
	Rider	Nation	Team	MOTORCYCLE	P1	P2	Gap
1	58 L.LUNETTA	ITA	SIC58 Squadra Corse	HONDA	1'38.226 17	1'37.384 5	
2	95 C.VEIJER	NED	Liqui Moly Husqvarna Intact GP	HUSQVARNA	1'37.942 15	1'37.650 14	0.266 0.266
3	7 F.FARIOLI	ITA	SIC58 Squadra Corse	HONDA	1'39.076 17	1'37.768 12	0.384 0.118
4	48 I.ORTOLA	SPA	MT Helmets - MSI	KTM	1'38.666 12	1'37.831 13	0.447 0.063
5	80 D.ALONSO	COL	CFMOTO Gaviota Aspar Team	CFMOTO	1'38.872 11	1'37.834 7	0.450 0.003
6	24 T.SUZUKI	JPN	Liqui Moly Husqvarna Intact GP	HUSQVARNA	1'38.710 12	1'37.844 4	0.460 0.010
7	72 T.FURUSATO	JPN	Honda Team Asia	HONDA	1'39.490 8	1'37.848 10	0.464 0.004
8	6 R.YAMANAKA	JPN	MT Helmets - MSI	KTM	1'38.776 14	1'37.960 13	0.576 0.112
9	66 J.KELSO	AUS	BOE Motorsports	KTM	1'38.850 15	1'37.980 11	0.596 0.020
10	64 D.MUÑOZ	SPA	BOE Motorsports	KTM	1'39.164 4	1'38.008 12	0.624 0.028
11	31 A.FERNANDEZ	SPA	Leopard Racing	HONDA	1'38.096 16	1'38.074 14	0.690 0.066
12	36 A.PIQUERAS	SPA	Leopard Racing	HONDA	1'38.533 16	1'38.110 5	0.726 0.036
13	96 D.HOLGADO	SPA	Red Bull GASGAS Tech3	GASGAS	1'39.003 15	1'38.156 5	0.772 0.046
14	22 D.ALMANSA	SPA	Kopron Rivacold Snipers Team	HONDA	1'38.168 16	1'38.452 9	0.784 0.012
15	18 M.BERTELLE	ITA	Kopron Rivacold Snipers Team	HONDA	1'38.179 13	1'38.294 5	0.795 0.011
16	78 J.ESTEBAN	SPA	CFMOTO Gaviota Aspar Team	CFMOTO	1'39.145 13	1'38.290 6	0.906 0.111
17	82 S.NEPA	ITA	LEVELUP - MTA	KTM	1'38.369 13	1'38.316 9	0.932 0.026
18	19 S.OGDEN	GBR	FleetSafe Honda - MLav Racing	HONDA	1'38.875 13	1'38.344 13	0.960 0.028
19	10 N.CARRARO	ITA	LEVELUP - MTA	KTM	1'39.263 16	1'38.386 11	1.002 0.042
20	99 J.RUEDA	SPA	Red Bull KTM Ajo	KTM	1'38.503 16	1'38.585 5	1.119 0.117
21	12 J.ROULSTONE	AUS	Red Bull GASGAS Tech3	GASGAS	1'39.218 15	1'38.691 4	1.307 0.188
22	8 E.O'SHEA	GBR	FleetSafe Honda - MLav Racing	HONDA	1'40.399 3	1'38.770 5	1.386 0.079
23	54 R.ROSSI	ITA	CIP Green Power	KTM	1'39.507 14	1'38.903 4	1.519 0.133
24	93 A.ADITAMA	INA	Honda Team Asia	HONDA	1'40.308 12	1'39.628 11	2.244 0.725
25	85 X.ZURUTUZA	SPA	Red Bull KTM Ajo	KTM	1'39.727 15	1'39.793 2	2.343 0.099
26	55 N.DETTWILER	SWI	CIP Green Power	KTM	1'40.403 14	1'40.045 5	2.661 0.318
27	5 T.BUASRI	THA	Honda Team Asia	HONDA	1'40.401 6	1'40.146 4	2.762 0.101

Pole Position Record:	2023	Diogo MOREIRA	1'39.085	156.2 Km/h
Best Race Lap:	2023	Ivan ORTOLA	1'38.936	156.5 Km/h
All Time Lap Record:	2024	Luca LUNETTA	1'37.384	158.9 Km/h

The results are provisional until the end of the limit for protest and appeals.

Time limit for protest expires 60' after publication of the results - Time:

These data/results cannot be reproduced, stored and/or transmitted in whole or in part by any manner of electronic, mechanical, photocopying, recording, broadcasting or otherwise now known or herein after developed without the previous express consent by the copyright owner, except for reproduction in daily press and regular printed publications on sale to the public within 60 days of the event related to those data/results and always provided that copyright symbol appears together as follows below.
© DORNA, 2024



4301 m.

PERTAMINA GRAND PRIX OF INDONESIA

Practice Nr. 2

Top Speed & Average

12



Rider	Nation	Motorcycle	Top 5 speeds					Average	Top
58 Luca LUNETTA	ITA	HONDA	222.6	220.4	217.3	216.4	216.4	218.6	222.6
10 Nicola CARRARO	ITA	KTM	221.7	219.0	218.1	217.7	217.3	218.3	221.7
80 David ALONSO	COL	CFMOTO	221.3	219.9	219.5	219.0	217.7	219.5	221.3
99 Jose Antonio RUEDA	SPA	KTM	221.3	221.3	219.5	219.0	218.6	219.9	221.3
78 Joel ESTEBAN	SPA	CFMOTO	220.8	220.4	218.1	217.7	217.7	218.9	220.8
64 David MUÑOZ	SPA	KTM	219.9	218.6	218.6	216.8	215.1	217.8	219.9
24 Tatsuki SUZUKI	JPN	HUSQVARNA	219.5	217.3	217.3	217.3	216.0	217.5	219.5
55 Noah DETTWILER	SWI	KTM	219.5	217.3	214.7	213.8	213.8	215.2	219.5
18 Matteo BERTELLE	ITA	HONDA	219.0	217.3	216.4	216.4	216.0	216.6	219.0
19 Scott OGDEN	GBR	HONDA	218.6	218.1	217.7	216.8	216.4	217.3	218.6
54 Riccardo ROSSI	ITA	KTM	218.6	218.1	215.5	214.7	214.7	216.3	218.6
72 Taiyo FURUSATO	JPN	HONDA	218.6	217.3	216.8	216.0	216.0	216.8	218.6
85 Xabi ZURUTUZA	SPA	KTM	218.6	218.1	217.3	217.3	216.8	217.6	218.6
8 Eddie O'SHEA	GBR	HONDA	218.1	216.4	216.0	216.0	215.5	216.4	218.1
22 David ALMANSA	SPA	HONDA	218.1	217.3	216.8	216.4	216.4	217.0	218.1
48 Ivan ORTOLA	SPA	KTM	218.1	216.8	216.4	216.0	215.1	216.1	218.1
5 Tatchakorn BUASRI	THA	HONDA	217.3	216.0	215.1	214.2	213.4	214.9	217.3
66 Joel KELSO	AUS	KTM	217.3	216.0	215.5	215.5	215.5	215.8	217.3
96 Daniel HOLGADO	SPA	GASGAS	217.3	215.1	214.7	214.7	214.7	215.3	217.3
6 Ryusei YAMANAKA	JPN	KTM	216.8	216.4	216.4	216.4	215.5	216.3	216.8
31 Adrian FERNANDEZ	SPA	HONDA	216.8	214.2	214.2	213.8	213.8	214.6	216.8
82 Stefano NEPA	ITA	KTM	216.8	216.8	216.4	216.0	215.5	216.2	216.8
7 Filippo FARIOLI	ITA	HONDA	216.4	215.1	214.7	214.7	214.7	215.1	216.4
12 Jacob ROULSTONE	AUS	GASGAS	216.4	215.1	215.1	214.2	213.4	214.4	216.4
36 Angel PIQUERAS	SPA	HONDA	216.0	216.0	214.7	213.4	213.4	214.7	216.0
93 Arbi ADITAMA	INA	HONDA	215.5	214.2	213.4	213.4	212.1	213.7	215.5
95 Collin VEIJER	NED	HUSQVARNA	214.7	214.7	214.7	214.2	214.2	214.5	214.7

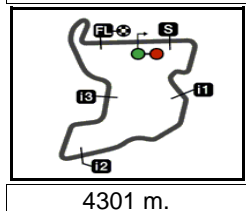
These data/results cannot be reproduced, stored and/or transmitted in whole or in part by any manner of electronic, mechanical, photocopying, recording, broadcasting or otherwise now known or herein after developed without the previous express consent by the copyright owner, except for reproduction in daily press and regular printed publications on sale to the public within 60 days of the event related to those data/results and always provided that copyright symbol appears together as follows below.

© DORNA, 2024

Official MotoGP Timing by TISSOT
www.motogp.com



Lombok, Saturday, September 28, 2024



PERTAMINA GRAND PRIX OF INDONESIA
Practice Nr. 2
Chronological Analysis of Performances

13

* Lap / Sector time cancelled							T1 Time from finish line to 1st intermediate					T3 Time from 2nd intermed. to 3rd intermed.				
P Crossing the finish line in pit lane							T2 Time from 1st intermed. to 2nd intermed.					T4 Time from 3rd intermediate to finish line				
Lap	Lap Time	T1	T2	T3	T4	Speed	Lap	Lap Time	T1	T2	T3	T4	Speed			
1st	58	Luca LUNETTA SIC58 Squadra Corse ITA					11	10'46.870 *	39.618	20.628*	20.627	31.646				
		Runs=3 Total laps=12 Full laps=7 Valid laps=6					12	1'37.768	28.230	19.955	19.727	29.856	215.1			
1	2'50.040	34.155	23.120	22.306	31.627											
2	1'39.323 *	28.773	20.110*	19.951	30.489	216.4										
3	1'38.310	28.432	19.998	19.766	30.114	220.4										
4	1'37.554	28.295	19.819	19.571	29.869	217.3										
5	1'37.384	28.175	19.813	19.643	29.753	216.4										
6	1'47.564 P	28.178	21.641*	26.580	31.165	216.0										
7	4'47.185	35.994	21.839	20.296	30.588											
8	1'38.465	28.430	20.008	19.887	30.140	215.1										
9	1'38.215	28.428	20.021	19.776	29.990	215.1										
10	1'38.290	28.322	20.177	19.770	30.021	215.1										
11	1'45.940 P	28.360	24.645*	21.495	31.440	215.5										
12	5'48.836 *	37.706	20.530*	20.729	30.443											
	unfinished	28.357				222.6										
4th	48	Ivan ORTOLA MT Helmets - MSI SPA														
		Runs=2 Total laps=14 Full laps=11 Valid laps=7														
1	2'52.090	30.558	20.841	20.706	30.475											
2	1'39.739	28.918	20.214	20.307	30.300	214.7										
3	1'38.331	28.331	20.166	19.822	30.012	215.1										
4	1'38.358	28.552	20.104	19.753	29.949	212.5										
5	1'38.495 *	28.206	20.304*	19.915	30.070	218.1										
6	1'38.155	28.392	19.961	19.753	30.049	215.1										
7	1'39.244 *	28.425	20.184*	19.950	30.685	216.0										
8	1'38.762	28.476	20.101	19.898	30.287	214.2										
9	1'39.334	28.487	20.135	20.004	30.708	213.0										
10	1'42.295 P	28.705	21.282	21.212	31.096	216.4										
11	8'58.149	26.011	20.293	20.181	44.779											
12	1'37.684 *	28.239	19.840*	19.743	29.862	216.8										
13	1'37.831	28.171	19.905	19.657	30.098	215.1										
14	1'38.762 *	28.345	20.111*	19.851	30.455	214.2										
5th	80	David ALONSO CFMOTO Gaviota Asp COL														
		Runs=2 Total laps=13 Full laps=10 Valid laps=7														
1	2'45.850	28.799	23.386	21.606	31.096											
2	1'42.124 *	28.782	20.622*	20.564	32.156	215.1										
3	1'38.460	28.469	20.137	19.851	30.003	219.0										
4	1'41.273 *	28.649	21.713*	20.406	30.505	219.9										
5	1'38.029	28.252	19.876	19.834	30.067	219.5										
6	1'42.338	32.074	20.436	19.784	30.044	217.3										
7	1'37.834	28.340	19.983	19.640	29.871	217.3										
8	1'37.948	28.340	19.938	19.712	29.958	217.7										
9	1'37.945	28.306	19.856	19.789	29.994	216.8										
10	1'39.332 P	28.475	20.135	20.055	30.667	214.7										
11	8'59.799	27.235	20.775	20.032	31.665											
12	1'45.091 *	28.325	20.201*	23.538	33.027	217.3										
13	1'37.961	28.296	19.846	19.843	29.976	221.3										
6th	24	Tatsuki SUZUKI Liqui Moly Husqvarna JPN														
		Runs=2 Total laps=11 Full laps=7 Valid laps=4														
1	2'53.569 *	31.562	20.176*	20.563	30.753											
2	1'39.145	28.660	20.249	20.021	30.215	215.1										
3	1'38.474	28.549	20.090	19.881	29.954	216.0										
4	1'37.844	28.362	19.931	19.723	29.828	217.3										
5	1'38.680 *	28.253	20.151*	20.158	30.118	219.5										
6	1'38.296	28.452	19.944	19.976	29.924	217.3										
7	1'48.307 P	32.703	21.228*	22.836	31.540	217.3										
8	12'23.092 *	26.103	19.993*	20.017	30.122*											

Fastest Lap: Luca LUNETTA SIC58 Squadra Corse ITA **1'37.384** 28.175 19.813 19.643 29.753

These data/results cannot be reproduced, stored and/or transmitted in whole or in part by any manner of electronic, mechanical, photocopying, recording, broadcasting or otherwise now known or herein after developed without the previous express consent by the copyright owner, except for reproduction in daily press and regular printed publications on sale to the public within 60 days of the event related to those data/results and always provided that copyright symbol appears together as follows below.
 © DORNA, 2024

Practice Nr. 2

Moto3

Lap	Lap Time	T1	T2	T3	T4	Speed	Lap	Lap Time	T1	T2	T3	T4	Speed
9	1'39.058 *	28.861	20.412*	19.919	29.866*	210.5	4	1'39.510	28.725	20.224	19.906	30.655	218.6
10	1'39.428 *	28.729	20.625*	19.920	30.154	211.7	5	1'38.641	28.496	20.392	19.847	29.906	214.2
11	1'43.537 P	28.992	21.139*	21.017	32.389	211.3	6	1'38.545	28.425	20.168	19.786	30.166	214.7
7th 72 Taiyo FURUSATO Honda Team Asia JPN Runs=2 Total laps=10 Full laps=7 Valid laps=4							7	1'42.463 P	29.752	21.544*	20.875*	30.292	213.8
1	2'30.676	26.219	20.840	20.315	30.945		8	11'06.422 *	28.135	22.976*	20.332	30.164	
2	1'39.470 *	28.698	20.319*	20.038	30.415	215.5	9	1'45.426 *	28.362	20.048*	19.817	37.199	216.8
3	1'38.767	28.392	20.121	19.950	30.304	216.0	10	1'43.442	29.388	21.644	20.528	31.882	210.1
4	1'38.593	28.434	20.053	19.902	30.204	216.0	11	1'45.092 *	28.269	20.156*	22.823	33.844	218.6
5	1'38.178	28.228	20.030	19.748	30.172	216.0	12	1'38.008	28.240	20.059	19.894	29.815	219.9
6	1'42.230 *	28.186	20.579*	20.089	33.376	216.8	11th 31 Adrian FERNANDEZ Leopard Racing SPA Runs=2 Total laps=16 Full laps=13 Valid laps=9						
7	1'46.761 P	30.262	22.917*	20.469	33.113	215.5	1	2'47.029	28.260	22.667	20.935	30.903	
8	14'04.646 *	26.140	20.436*	20.156	38.255*		2	1'39.139 *	28.822	20.460*	19.861	29.996	213.8
9	1'46.243 *	28.222	20.957*	23.579	33.485	217.3	3	1'38.986	28.583	20.613	19.739	30.051	216.8
10	1'37.848	28.094	20.114	19.832	29.808	218.6	4	1'38.420	28.456	20.119	19.797	30.048	213.4
8th 6 Ryusei YAMANAKA MT Helmets - MSI JPN Runs=2 Total laps=15 Full laps=12 Valid laps=9							5	1'38.443	28.428	20.306	19.739	29.970	213.0
1	2'07.618	26.869	20.670	20.340	31.629		6	1'41.354 *	28.391	22.727*	20.169	30.067	213.0
2	1'39.759	28.974	20.334	19.959	30.492	214.2	7	1'38.819	28.527	20.164	19.979	30.149	212.5
3	1'39.197	28.662	20.191	19.923	30.421	215.1	8	1'39.203	28.643	20.271	19.962	30.327	213.4
4	1'39.109	28.763	20.131	19.911	30.304	216.4	9	1'39.423	28.761	20.409	19.984	30.269	213.0
5	1'38.763	28.589	20.126	19.850	30.198	214.2	10	1'40.210 P	28.744	20.613	20.161	30.692	212.5
6	1'39.735	28.629	20.138	19.870	31.098	214.7	11	5'27.147 *	25.455	21.263*	20.059	30.096	
7	1'42.982 *	28.685	20.574*	21.143*	32.580	215.5	12	1'38.011 *	28.415	20.092*	19.672	29.832	213.8
8	1'38.883	28.641	20.136	19.853	30.253	214.7	13	1'40.778	28.462	20.159	19.950	32.207	214.2
9	1'38.980	28.639	20.170	19.866	30.305	214.2	14	1'38.074	28.396	20.111	19.688	29.879	214.2
10	1'38.837 P	28.495	20.343	20.113	29.886	216.8	15	1'38.120	28.408	20.210	19.708	29.794	213.0
11	6'33.516 *	26.278	20.810*	19.936	30.585		16	1'38.618 *	28.490	20.333*	19.820	29.975	212.1
12	1'38.115	28.320	20.000	19.742	30.053	215.1	12th 36 Angel PIQUERAS Leopard Racing SPA Runs=1 Total laps=5 Full laps=4 Valid laps=3						
13	1'37.960	28.326	19.914	19.793	29.927	215.1	1	3'02.398 *	27.098	21.739*	20.519	30.720	
14	1'38.827 *	28.499	20.194*	19.937	30.197	216.4	2	1'39.265	28.784	20.465	19.953	30.063	213.4
15	1'40.185 *	28.389	21.188*	19.923	30.685	216.4	3	1'38.432	28.552	20.134	19.779	29.967	213.4
9th 66 Joel KELSO BOE Motorsports AUS Runs=2 Total laps=13 Full laps=10 Valid laps=9							4	1'41.855 *	30.051	20.775*	20.459	30.570	214.7
1	2'57.947	28.642	21.107	20.607	30.814		5	1'38.110	28.284	20.042	19.923	29.861	216.0
2	1'39.917	28.955	20.274	20.247	30.441	214.2	unfinished	28.360	20.268			216.0	
3	1'39.038	28.668	20.116	20.139	30.115	215.5	13th 96 Daniel HOLGADO Red Bull GASGAS Te SPA Runs=2 Total laps=9 Full laps=6 Valid laps=5						
4	1'38.860	28.558	20.168	19.999	30.135	214.7	1	2'22.272	26.736	21.577	20.299	30.717	
5	1'38.461	28.502	19.998	19.891	30.070	215.1	2	1'39.626 *	28.723	20.597*	20.026	30.280	213.4
6	1'39.223	28.495	20.160	19.942	30.626	216.0	3	1'38.784	28.540	20.297	19.986	29.961	213.8
7	1'38.837	28.530	20.062	19.978	30.267	215.5	4	1'38.309	28.430	20.159	19.808	29.912	213.4
8	1'38.826	28.553	20.114	19.980	30.179	215.5	5	1'38.156	28.340	20.135	19.827	29.854	215.1
9	1'42.620 P	28.905	21.649	20.622	31.444	215.5	6	1'38.522	28.407	20.127	19.868	30.120	214.7
10	8'54.297 *	27.815	21.188*	20.119	30.250		7	1'40.871 P	28.436	20.264	21.137*	31.034	214.7
11	1'37.980	28.328	19.946	19.851	29.855	215.1	8	7'10.448	27.200	20.927	20.343	30.976	
12	1'39.189 *	28.207	19.963*	19.873	31.146	217.3	9	1'38.190	28.440	20.138	19.771	29.841	214.7
13	1'38.872	28.357	20.108	20.101	30.306	215.5	unfinished	28.233				217.3	
10th 64 David MUÑOZ BOE Motorsports SPA Runs=2 Total laps=12 Full laps=9 Valid laps=7							14th 78 Joel ESTEBAN CFMOTO Gaviota Asp SPA Runs=2 Total laps=13 Full laps=10 Valid laps=5						
1	2'09.425	26.281	20.624	20.106	30.612		1	2'52.243	31.242	20.777	20.495	30.502	
2	1'39.095	28.759	20.381	19.918	30.037	214.2	2	1'39.768	28.936	20.271	20.255	30.306	213.0
3	1'38.291	28.374	20.267	19.795	29.855	215.1	3	1'38.721	28.416	20.306	19.940	30.059	220.4

Fastest Lap: Luca LUNETTA SIC58 Squadra Corse ITA **1'37.384** 28.175 19.813 19.643 29.753

These data/results cannot be reproduced, stored and/or transmitted in whole or in part by any manner of electronic, mechanical, photocopying, recording, broadcasting or otherwise now known or herein after developed without the previous express consent by the copyright owner, except for reproduction in daily press and regular printed publications on sale to the public within 60 days of the event related to those data/results and always provided that copyright symbol appears together as follows below.
© DORNA, 2024

Practice Nr. 2

Moto3

Lap	Lap Time	T1	T2	T3	T4	Speed	Lap	Lap Time	T1	T2	T3	T4	Speed
4	1'38.416	28.364	20.079	19.925	30.048	216.8	10	1'37.903 *	28.222	19.862*	19.680	30.139	216.8
5	1'39.018 *	28.196	20.233*	20.081	30.508	220.8	11	1'40.935	28.288	19.899	19.948	32.800	215.1
6	1'38.290	28.443	20.034	19.857	29.956	218.1	12	1'57.844 *	28.218	30.063*	27.184	32.379	214.2
7	1'39.762	29.052	20.299	19.945	30.466	217.7	13	1'38.344	28.246	20.079	19.763	30.256	216.4
8	1'39.915 *	28.427	20.099*	19.836	31.553	217.7	18th 10 Nicola CARRARO LEVELUP - MTA ITA						
9	1'39.655 P	28.540	20.487	20.229	30.399	217.3	Runs=2 Total laps=11 Full laps=8 Valid laps=7						
10	9'15.113 *	25.618	20.769*	19.994	30.418*		1	2'34.000 *	26.577	21.641*	20.711	30.828	
11	1'38.948 *	28.473	20.269*	19.999	30.207*	214.7	2	1'39.684	28.826	20.493	19.941	30.424	216.8
12	1'39.886 *	28.641	20.664*	19.974	30.607*	215.5	3	1'38.980	28.567	20.326	19.915	30.172	217.7
13	1'40.769 *	28.563	20.673*	20.509	31.024*	215.5	4	1'38.510	28.331	20.089	19.926	30.164	219.0
15th 18 Matteo BERTELLE Kopron Rivacold Snip ITA							5	1'39.217	28.533	20.176	20.306	30.202	216.0
Runs=2 Total laps=15 Full laps=12 Valid laps=9							6	1'39.215	28.725	20.278	19.982	30.230	217.3
1	2'33.533	28.988	21.761	20.924	31.205		7	1'43.110	29.048	21.218	22.368	30.476	217.3
2	1'39.910	28.934	20.480	20.133	30.363	216.0	8	1'47.059 P	28.789	20.671	23.904	33.695	218.1
3	1'38.987	28.458	20.329	19.950	30.250	216.4	9	12'20.000 *	27.244	20.555*	21.660	38.733*	
4	1'39.307	28.366	20.284	20.448	30.209	216.0	10	1'46.320 *	28.359	20.489*	23.766	33.706	217.3
5	1'38.294	28.273	20.028	19.857	30.136	217.3	11	1'38.386	28.383	20.224	19.779	30.000	221.7
6	1'38.561	28.339	20.252	19.876	30.094	215.5	19th 22 David ALMANSA Kopron Rivacold Snip SPA						
7	1'43.053	30.302	21.332	21.089	30.330	219.0	Runs=2 Total laps=13 Full laps=10 Valid laps=8						
8	1'38.535	28.381	20.235	19.858	30.061	215.1	1	2'05.009	27.345	21.322	20.989	32.205	
9	1'43.095 P	30.362	21.290	20.558	30.885	213.8	2	1'39.868	28.997	20.524	20.168	30.179	214.7
10	7'17.986 *	25.236	21.837*	19.901	30.031		3	1'39.130	28.628	20.335	20.204	29.963	214.7
11	1'37.682 *	28.202	20.014*	19.623	29.843	216.0	4	1'38.803	28.562	20.289	19.943	30.009	215.1
12	1'44.751	29.390	20.119	19.997	35.245	216.4	5	1'38.647	28.438	20.261	19.993	29.955	215.5
13	1'42.815 *	28.333	20.247*	19.907	34.328	216.0	6	1'42.953	28.509	20.325	20.009	34.110	215.1
14	1'38.410	28.265	20.270	19.739	30.136	214.7	7	1'43.422 *	28.587	20.138*	21.787*	32.910	218.1
15	1'38.420 *	28.231	20.161*	19.912	30.116	215.5	8	1'38.510	28.495	20.159	19.936	29.920	216.4
16th 82 Stefano NEPA LEVELUP - MTA ITA							9	1'38.452	28.449	20.174	19.905	29.924	217.3
Runs=2 Total laps=13 Full laps=10 Valid laps=6							10	1'38.706 P	28.585	20.256	20.156	29.709	214.7
1	2'49.259	27.508	22.949	21.334	31.257		11	6'05.515 *	25.815	20.741*	19.888	30.209	
2	1'39.945	28.965	20.305	20.141	30.534	215.1	12	1'37.753 *	28.212	19.909*	19.559	30.073	216.0
3	1'39.045	28.843	20.102	19.861	30.239	215.5	13	1'40.733	28.258	19.783	20.138	32.554	216.4
4	1'38.638 *	28.535	20.003*	19.856	30.244	216.8	unfinished 28.329 216.8						
5	1'38.796 *	28.526	20.081*	19.855	30.334	216.0	20th 99 Jose Antonio RUED Red Bull KTM Ajo SPA						
6	1'44.321 *	28.832	23.550*	21.241	30.698	214.2	Runs=2 Total laps=14 Full laps=10 Valid laps=5						
7	1'38.667	28.560	20.132	19.797	30.178	215.1	1	2'45.465 *	28.604	23.275*	20.964	30.914	
8	1'38.498	28.566	19.950	19.848	30.134	215.5	2	1'40.025 *	28.954	20.625*	20.117	30.329	215.5
9	1'38.316	28.363	19.965	19.782	30.206	216.4	3	1'39.257	28.698	20.371	19.987	30.201	216.4
10	1'40.066 P	28.589	20.568	20.669	30.240	213.8	4	1'42.523	31.663	20.488	19.890	30.482	215.5
11	8'53.172 *	29.072	20.994*	20.590	41.748		5	1'38.585	28.475	20.125	19.997	29.988	218.6
12	1'49.312 *	29.307	24.534*	22.334	33.137	214.2	6	1'38.972	28.536	20.268	19.982	30.186	221.3
13	1'38.988	28.412	20.489	19.911	30.176	216.8	7	1'42.041 *	28.590	20.246	20.000	33.205*	217.3
17th 19 Scott OGDEN FleetSafe Honda - ML GBR							8	1'38.978	28.559	20.118	19.953	30.348	218.1
Runs=2 Total laps=13 Full laps=10 Valid laps=6							9	1'40.214 P	28.638	20.268	20.140	31.168	216.8
1	2'47.251	30.718	22.925	22.504	31.898		10	8'31.918 *	30.303	22.992*	29.055	32.204	
2	1'39.737 *	28.840	20.417*	20.118	30.362	216.0	11	1'40.168 *	28.545	22.146*	19.914	29.563*	219.0
3	1'39.064 *	28.557	20.362*	19.890	30.255	215.1	12	1'38.230 *	28.247	20.158*	19.790	30.035	221.3
4	1'43.518	28.714	20.395	20.204	34.205	216.4	13	1'38.235 *	28.303	20.152	19.766	30.014*	219.5
5	1'38.720	28.425	20.261	19.825	30.209	217.7	14	1'40.989 P	28.350	20.420*	20.057	32.162	217.7
6	1'38.371	28.465	20.036	19.864	30.006	218.6	21st 12 Jacob ROULSTONE Red Bull GASGAS Te AUS						
7	1'38.650	28.284	20.203	19.886	30.277	218.1	Runs=2 Total laps=9 Full laps=6 Valid laps=5						
8	1'40.093 P	28.490	20.204	20.306	31.093	214.7	1	2'22.423	26.724	21.206	20.627	31.042	
9	8'43.781 *	25.266	21.221*	20.221	30.705								

Fastest Lap: Luca LUNETTA SIC58 Squadra Corse ITA **1'37.384** 28.175 19.813 19.643 29.753

These data/results cannot be reproduced, stored and/or transmitted in whole or in part by any manner of electronic, mechanical, photocopying, recording, broadcasting or otherwise now known or herein after developed without the previous express consent by the copyright owner, except for reproduction in daily press and regular printed publications on sale to the public within 60 days of the event related to those data/results and always provided that copyright symbol appears together as follows below.
© DORNA, 2024

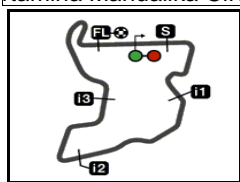
Practice Nr. 2

Moto3

Lap	Lap Time	T1	T2	T3	T4	Speed	Lap	Lap Time	T1	T2	T3	T4	Speed	
2	1'39.738	28.868	20.455	19.958	30.457	216.4	11	1'39.628	28.811	20.365	20.013	30.439	215.5	
3	1'38.941	28.699	20.176	19.885	30.181	215.1								
4	1'38.691	28.601	20.129	19.862	30.099	215.1	25th	85	Xabi ZURUTUZA	Red Bull KTM Ajo	SPA			
5	1'38.963	28.532	20.171	19.895	30.365	214.2			Runs=2	Total laps=13	Full laps=10	Valid laps=4		
6	1'38.970 *	28.541	20.164*	19.851	30.414*	213.4	1	2'46.086	31.232	22.744	22.112	31.029		
7	1'39.033 P	28.628	20.264	19.995*	30.146	213.0	2	1'39.793	28.772	20.381	20.235	30.405	217.3	
8	7'08.707	26.624	20.889	20.146	30.637		3	1'40.019	28.818	20.764	20.183	30.254	216.4	
9	1'39.177	28.642	20.329	19.872	30.334	213.4	4	1'39.898	28.746	20.340	20.183	30.629	215.5	
	unfinished	28.557				213.4	5	1'42.786 *	30.351	21.134*	20.304	30.997	214.7	
							6	1'39.990	28.746	20.360	20.494	30.390	218.1	
22nd	8	Eddie O'SHEA	FleetSafe Honda - ML GBR					7	1'40.093 *	28.779	20.489*	20.329	30.496	216.8
		Runs=2	Total laps=15	Full laps=12	Valid laps=5		8	1'40.572 P	28.874	20.485	20.362	30.851	214.7	
1	2'31.056	26.911	20.813	20.311	31.096		9	10'08.431 *	29.950	23.264*	27.538	32.996		
2	1'40.037 *	28.790	20.703*	19.888	30.656	214.7	10	1'40.216 *	28.798	20.270*	20.919	30.229	213.8	
3	1'39.361	28.597	20.424	19.984	30.356	214.7	11	1'38.745 *	28.405	20.058*	20.050	30.232	217.3	
4	1'41.740	30.822	20.212	20.234	30.472	214.2	12	1'38.852 *	28.413	20.081*	20.012	30.346*	218.6	
5	1'38.770	28.491	20.206	19.863	30.210	216.0	13	1'41.076 *	28.699	20.324*	20.110	31.943	216.0	
6	1'39.712 *	28.811	20.462*	20.061	30.378	216.0								
7	1'42.688	28.652	21.301	22.000	30.735	214.2	26th	55	Noah DETTWILER	CIP Green Power	SWI			
8	1'38.912	28.492	20.244	19.921	30.255	215.5			Runs=2	Total laps=14	Full laps=11	Valid laps=6		
9	1'41.986 P	29.371	21.062	20.350	31.203	212.5	1	2'05.332	27.043	21.309	20.941	32.414		
10	7'18.438 *	26.947	21.478*	20.383	30.252		2	1'40.610	29.036	20.569	20.470	30.535	213.8	
11	1'45.492 *	28.319	20.090*	19.761	37.322	216.4	3	1'40.240	28.963	20.510	20.310	30.457	213.4	
12	1'43.313 *	28.695	20.766*	21.377	32.475	214.7	4	1'40.701 *	29.507	20.223	20.278	30.693*	211.3	
13	1'38.284 *	28.358	20.072*	19.798	30.056	218.1	5	1'40.045	28.893	20.512	20.204	30.436	214.7	
14	1'39.219 *	28.459	20.543*	20.136	30.081	213.4	6	1'40.270	28.871	20.554	20.320	30.525	213.0	
15	1'41.484 *	28.484	20.987*	20.681	31.332	213.8	7	1'41.450 *	28.948	20.622	20.527*	31.353	212.1	
							8	1'40.321	28.942	20.560	20.345	30.474	213.8	
23rd	54	Riccardo ROSSI	CIP Green Power ITA					9	1'39.961 P	29.165	20.640*	20.623	29.533	212.5
		Runs=2	Total laps=13	Full laps=10	Valid laps=4		10	7'44.759 *	25.751	22.444*	20.219	31.945*		
1	2'23.290	27.567	21.555	20.720	31.033		11	1'39.230 *	28.557	20.397*	20.055	30.221	217.3	
2	1'39.896 *	28.870	20.619*	20.159	30.248*	213.8	12	1'42.608 *	28.777	20.467*	20.265	33.099	213.8	
3	1'39.044	28.518	20.364	19.884	30.278	214.7	13	1'51.069 *	29.045	20.633*	20.923	40.468	213.8	
4	1'38.903	28.440	20.385	19.963	30.115	214.2	14	1'40.686	28.762	20.599	20.743	30.582	219.5	
5	1'40.854 *	28.458	20.489	20.214	31.693*	213.8								
6	1'46.324 *	30.202	22.412*	20.410	33.300	206.1	27th	5	Tatchakorn BUASRI	Honda Team Asia	THA			
7	1'46.940	31.380	22.967	20.645	31.948	214.7			Runs=2	Total laps=11	Full laps=8	Valid laps=4		
8	1'42.056 P	28.694	20.663*	20.783	31.916	213.8	1	2'24.042 *	26.226	21.048*	20.580	31.091		
9	8'55.977 *	25.083	21.357*	20.025	29.943*		2	1'40.186	28.766	20.394	20.197	30.829	217.3	
10	1'45.255 *	28.316	20.179*	19.771	36.989	215.5	3	1'39.947 *	28.825	20.502*	20.164	30.456*	214.2	
11	1'44.607	30.082	20.870	20.063	33.592	209.3	4	1'40.146	28.972	20.457	20.238	30.479	213.4	
12	1'38.260 *	28.336	20.046*	19.679	30.199	218.6	5	1'40.105 *	28.936	20.508*	20.144	30.517	212.1	
13	1'40.566 *	28.774	20.768*	20.342	30.682	218.1	6	1'40.340	28.945	20.583	20.170	30.642	213.4	
							7	1'40.204	28.912	20.594	20.137	30.561	213.0	
24th	93	Arbi ADITAMA	Honda Team Asia INA					8	1'53.573 P	31.189	22.694	27.925	31.765	208.4
		Runs=2	Total laps=11	Full laps=8	Valid laps=6		9	12'23.583 *	25.918	20.406*	20.636	40.642*		
1	2'23.903 *	26.858	21.707*	20.733	31.368		10	1'39.126 *	28.713	20.332*	19.835	30.246	216.0	
2	1'40.946	29.191	20.596	20.314	30.845	213.4	11	1'43.796 *	28.681	21.560*	20.946	32.609*	215.1	
3	1'40.333	29.054	20.515	20.146	30.618	213.4								
4	1'39.994	28.957	20.415	20.038	30.584	212.1								
5	1'40.373	29.036	20.579	20.211	30.547	211.3								
6	1'46.545 *	31.173	23.775*	20.845	30.752	210.5								
7	1'40.240	29.022	20.634	20.036	30.548	211.7								
8	1'41.703 P	29.023	20.472	20.083	32.125	211.7								
9	12'29.486 *	28.023	20.891*	21.016	42.740									
10	1'43.408 *	28.757	20.361*	20.046	34.244	214.2								

Fastest Lap: Luca LUNETTA SIC58 Squadra Corse ITA **1'37.384** 28.175 19.813 19.643 29.753

These data/results cannot be reproduced, stored and/or transmitted in whole or in part by any manner of electronic, mechanical, photocopying, recording, broadcasting or otherwise now known or herein after developed without the previous express consent by the copyright owner, except for reproduction in daily press and regular printed publications on sale to the public within 60 days of the event related to those data/results and always provided that copyright symbol appears together as follows below.
© DORNA, 2024



4301 m.

PERTAMINA GRAND PRIX OF INDONESIA

Practice Nr. 2

Best Partial Times


IT Ideal Lap Time, sum of the best partial times

BT Best Lap Time

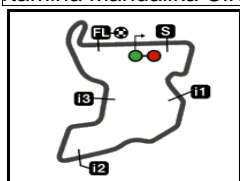
T1		T2		T3		T4				IT		BT	
Pos	Rider	Time	Rider	Time	Rider	Time	Rider	Time	Pos	Rider			
1	T.FURUSATO	28.094	D.ALMANSA	19.783	D.ALMANSA	19.559	L.LUNETTA	29.753	1	L.LUNETTA	1'37.312	1'37.384	(1)
2	I.ORTOLA	28.171	L.LUNETTA	19.813	L.LUNETTA	19.571	C.VEIJER	29.763	2	D.ALMANSA	1'37.474	1'38.452	(19)
3	L.LUNETTA	28.175	D.ALONSO	19.846	C.VEIJER	19.597	A.FERNANDEZ	29.794	3	I.ORTOLA	1'37.595	1'37.831	(4)
4	J.ESTEBAN	28.196	S.OGDEN	19.899	M.BERTELLE	19.623	T.FURUSATO	29.808	4	D.ALONSO	1'37.609	1'37.834	(5)
5	M.BERTELLE	28.202	I.ORTOLA	19.905	D.ALONSO	19.640	D.MUÑOZ	29.815	5	C.VEIJER	1'37.610	1'37.650	(2)
6	J.KELSO	28.207	R.YAMANAKA	19.914	I.ORTOLA	19.657	T.SUZUKI	29.828	6	T.FURUSATO	1'37.680	1'37.848	(7)
7	D.ALMANSA	28.212	T.SUZUKI	19.931	A.FERNANDEZ	19.672	D.HOLGADO	29.841	7	M.BERTELLE	1'37.696	1'38.294	(15)
8	S.OGDEN	28.218	J.KELSO	19.946	R.ROSSI	19.679	M.BERTELLE	29.843	8	T.SUZUKI	1'37.735	1'37.844	(6)
9	F.FARIOLI	28.230	S.NEPA	19.950	S.OGDEN	19.680	J.KELSO	29.855	9	F.FARIOLI	1'37.768	1'37.768	(3)
10	D.HOLGADO	28.233	C.VEIJER	19.950	T.SUZUKI	19.723	F.FARIOLI	29.856	10	S.OGDEN	1'37.803	1'38.344	(17)
11	D.MUÑOZ	28.240	F.FARIOLI	19.955	F.FARIOLI	19.727	A.PIQUERAS	29.861	11	J.KELSO	1'37.859	1'37.980	(9)
12	J.RUEDA	28.247	M.BERTELLE	20.028	R.YAMANAKA	19.742	I.ORTOLA	29.862	12	D.MUÑOZ	1'37.900	1'38.008	(10)
13	D.ALONSO	28.252	T.FURUSATO	20.030	T.FURUSATO	19.748	D.ALONSO	29.871	13	R.YAMANAKA	1'37.903	1'37.960	(8)
14	T.SUZUKI	28.253	J.ESTEBAN	20.034	E.O'SHEA	19.761	D.ALMANSA	29.920	14	A.PIQUERAS	1'37.966	1'38.110	(12)
15	A.PIQUERAS	28.284	A.PIQUERAS	20.042	J.RUEDA	19.766	R.YAMANAKA	29.927	15	A.FERNANDEZ	1'37.968	1'38.074	(11)
16	C.VEIJER	28.300	D.MUÑOZ	20.059	D.HOLGADO	19.771	J.ESTEBAN	29.956	16	D.HOLGADO	1'37.972	1'38.156	(13)
17	R.ROSSI	28.316	N.CARRARO	20.089	N.CARRARO	19.779	J.RUEDA	29.988	17	J.ESTEBAN	1'38.022	1'38.290	(14)
18	E.O'SHEA	28.319	A.FERNANDEZ	20.111	A.PIQUERAS	19.779	N.CARRARO	30.000	18	J.RUEDA	1'38.119	1'38.585	(20)
19	R.YAMANAKA	28.320	J.RUEDA	20.118	S.NEPA	19.782	S.OGDEN	30.006	19	N.CARRARO	1'38.199	1'38.386	(18)
20	N.CARRARO	28.331	D.HOLGADO	20.127	D.MUÑOZ	19.786	E.O'SHEA	30.056	20	S.NEPA	1'38.229	1'38.316	(16)
21	S.NEPA	28.363	J.ROULSTONE	20.129	T.BUASRI	19.835	J.ROULSTONE	30.099	21	E.O'SHEA	1'38.342	1'38.770	(22)
22	A.FERNANDEZ	28.391	E.O'SHEA	20.206	J.ESTEBAN	19.836	R.ROSSI	30.115	22	R.ROSSI	1'38.474	1'38.903	(23)
23	X.ZURUTUZA	28.405	N.DETTWILER	20.223	J.ROULSTONE	19.851	S.NEPA	30.134	23	J.ROULSTONE	1'38.611	1'38.691	(21)
24	J.ROULSTONE	28.532	X.ZURUTUZA	20.340	J.KELSO	19.851	N.DETTWILER	30.221	24	X.ZURUTUZA	1'38.986	1'39.793	(25)

These data/results cannot be reproduced, stored and/or transmitted in whole or in part by any manner of electronic, mechanical, photocopying, recording, broadcasting or otherwise now known or herein after developed without the previous express consent by the copyright owner, except for reproduction in daily press and regular printed publications on sale to the public within 60 days of the event related to those data/results and always provided that copyright symbol appears together as follows below.
© DORNA, 2024

Pertamina Mandalika Circuit

Results and timing service provided by 

Moto3™



4301 m.

PERTAMINA GRAND PRIX OF INDONESIA

Practice Nr. 2

Best Partial Times

IT Ideal Lap Time, sum of the best partial times

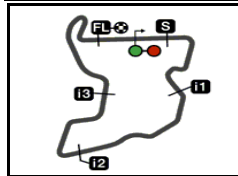
BT Best Lap Time

T1		T2		T3		T4				IT	BT	
<i>Pos</i>	<i>Rider</i>	<i>Time</i>	<i>Rider</i>	<i>Time</i>	<i>Rider</i>	<i>Time</i>	<i>Rider</i>	<i>Time</i>	<i>Pos</i>	<i>Rider</i>		
25	N.DETTWILER	28.557	R.ROSSI	20.364	X.ZURUTUZA	20.012	X.ZURUTUZA	30.229	25	N.DETTWILER	1'39.056	1'40.045 (26)
26	T.BUASRI	28.681	A.ADITAMA	20.365	A.ADITAMA	20.013	T.BUASRI	30.246	26	T.BUASRI	1'39.156	1'40.146 (27)
27	A.ADITAMA	28.757	T.BUASRI	20.394	N.DETTWILER	20.055	A.ADITAMA	30.439	27	A.ADITAMA	1'39.574	1'39.628 (24)

These data/results cannot be reproduced, stored and/or transmitted in whole or in part by any manner of electronic, mechanical, photocopying, recording, broadcasting or otherwise now known or herein after developed without the previous express consent by the copyright owner, except for reproduction in daily press and regular printed publications on sale to the public within 60 days of the event related to those data/results and always provided that copyright symbol appears together as follows below.
© DORNA, 2024

Official MotoGP Timing by 
www.motogp.com





4301 m.

PERTAMINA GRAND PRIX OF INDONESIA

Practice Nr. 2

Fastest Laps Sequence

<i>Practice Time</i>	 <i>Rider</i>	<i>Nation</i>	<i>Motorcycle</i>	<i>Time</i>	<i>Km/h</i>	<i>Rider's Lap</i>
3'44.877	22 David ALMANSA	SPA	HONDA	1'39.868	155.0	2
3'47.377	6 Ryusei YAMANAKA	JPN	KTM	1'39.759	155.2	2
3'48.520	64 David MUÑOZ	SPA	KTM	1'39.095	156.2	2
5'26.811	64 David MUÑOZ	SPA	KTM	1'38.291	157.5	3
7'45.227	58 Luca LUNETTA	ITA	HONDA	1'37.554	158.7	4
9'22.611	58 Luca LUNETTA	ITA	HONDA	1'37.384	158.9	5

These data/results cannot be reproduced, stored and/or transmitted in whole or in part by any manner of electronic, mechanical, photocopying, recording, broadcasting or otherwise now known or herein after developed without the previous express consent by the copyright owner, except for reproduction in daily press and regular printed publications on sale to the public within 60 days of the event related to those data/results and always provided that copyright symbol appears together as follows below.

© DORNA, 2024