


**PERTAMINA GRAND PRIX OF INDONESIA**

**Practice Nr. 1**

**Classification**

**6**

	Rider	Nation	Team	Motorcycle	Time	Lap	Total	Gap	Top Speed
1	95 Collin VEIJER	NED	Liqui Moly Husqvarna Intact GP	HUSQVARNA	<b>1'37.942</b>	15	17		<b>216.0</b>
2	31 Adrian FERNANDEZ	SPA	Leopard Racing	HONDA	<b>1'38.096</b>	16	18	0.154 0.154	<b>217.7</b>
3	22 David ALMANSA	SPA	Kopron Rivacold Snipers Team	HONDA	<b>1'38.168</b>	16	18	0.226 0.072	<b>219.9</b>
4	18 Matteo BERTELLE	ITA	Kopron Rivacold Snipers Team	HONDA	<b>1'38.179</b>	13	16	0.237 0.011	<b>219.9</b>
5	58 Luca LUNETTA	ITA	SIC58 Squadra Corse	HONDA	<b>1'38.226</b>	17	17	0.284 0.047	<b>219.0</b>
6	82 Stefano NEPA	ITA	LEVELUP - MTA	KTM	<b>1'38.369</b>	13	14	0.427 0.143	<b>219.5</b>
7	99 Jose Antonio RUEDA	SPA	Red Bull KTM Ajo	KTM	<b>1'38.503</b>	16	17	0.561 0.134	<b>219.0</b>
8	36 Angel PIQUERAS	SPA	Leopard Racing	HONDA	<b>1'38.533</b>	16	16	0.591 0.030	<b>218.6</b>
9	48 Ivan ORTOLA	SPA	MT Helmets - MSI	KTM	<b>1'38.666</b>	12	15	0.724 0.133	<b>214.7</b>
10	24 Tatsuki SUZUKI	JPN	Liqui Moly Husqvarna Intact GP	HUSQVARNA	<b>1'38.710</b>	12	14	0.768 0.044	<b>218.6</b>
11	6 Ryusei YAMANAKA	JPN	MT Helmets - MSI	KTM	<b>1'38.776</b>	14	17	0.834 0.066	<b>216.4</b>
12	66 Joel KELSO	AUS	BOE Motorsports	KTM	<b>1'38.850</b>	15	16	0.908 0.074	<b>220.4</b>
13	80 David ALONSO	COL	CFMOTO Gaviota Aspar Team	CFMOTO	<b>1'38.872</b>	11	11	0.930 0.022	<b>217.7</b>
14	19 Scott OGDEN	GBR	FleetSafe Honda - MLav Racing	HONDA	<b>1'38.875</b>	13	13	0.933 0.003	<b>216.8</b>
15	96 Daniel HOLGADO	SPA	Red Bull GASGAS Tech3	GASGAS	<b>1'39.003</b>	15	16	1.061 0.128	<b>216.0</b>
16	7 Filippo FARIOLI	ITA	SIC58 Squadra Corse	HONDA	<b>1'39.076</b>	17	17	1.134 0.073	<b>217.3</b>
17	78 Joel ESTEBAN	SPA	CFMOTO Gaviota Aspar Team	CFMOTO	<b>1'39.145</b>	13	16	1.203 0.069	<b>219.9</b>
18	64 David MUÑOZ	SPA	BOE Motorsports	KTM	<b>1'39.164</b>	4	15	1.222 0.019	<b>221.3</b>
19	12 Jacob ROULSTONE	AUS	Red Bull GASGAS Tech3	GASGAS	<b>1'39.218</b>	15	15	1.276 0.054	<b>216.8</b>
20	10 Nicola CARRARO	ITA	LEVELUP - MTA	KTM	<b>1'39.263</b>	16	16	1.321 0.045	<b>218.1</b>
21	72 Taiyo FURUSATO	JPN	Honda Team Asia	HONDA	<b>1'39.490</b>	8	14	1.548 0.227	<b>215.1</b>
22	54 Riccardo ROSSI	ITA	CIP Green Power	KTM	<b>1'39.507</b>	14	16	1.565 0.017	<b>217.3</b>
23	85 Xabi ZURUTUZA	SPA	Red Bull KTM Ajo	KTM	<b>1'39.727</b>	15	16	1.785 0.220	<b>219.9</b>
24	93 Arbi ADITAMA	INA	Honda Team Asia	HONDA	<b>1'40.308</b>	12	15	2.366 0.581	<b>213.8</b>
25	8 Eddie O'SHEA	GBR	FleetSafe Honda - MLav Racing	HONDA	<b>1'40.399</b>	3	5	2.457 0.091	<b>217.7</b>
26	5 Tatchakorn BUASRI	THA	Honda Team Asia	HONDA	<b>1'40.401</b>	6	17	2.459 0.002	<b>215.5</b>
27	55 Noah DETTWILER	SWI	CIP Green Power	KTM	<b>1'40.403</b>	14	15	2.461 0.002	<b>214.7</b>

Practice condition: Dry

Air: 30°

Humidity: 73%

Ground: 63°

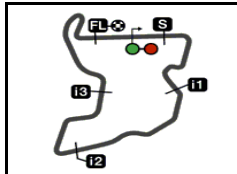
<b>Fastest Lap:</b>	Lap: 15	<b>Collin VEIJER</b>	<b>1'37.942</b>	158 Km/h
<b>Best Race Lap:</b>	2023	<b>Ivan ORTOLA</b>	<b>1'38.936</b>	156.5 Km/h
<b>All-Time Lap Record:</b>	2024	<b>Collin VEIJER</b>	<b>1'37.942</b>	158.0 Km/h

The results are provisional until the end of the limit for protest and appeals.

Time limit for protest expires 60' after publication of the results - ..... Time: .....

These data/results cannot be reproduced, stored and/or transmitted in whole or in part by any manner of electronic, mechanical, photocopying, recording, broadcasting or otherwise now known or herein after developed without the previous express consent by the copyright owner, except for reproduction in daily press and regular printed publications on sale to the public within 60 days of the event related to those data/results and always provided that copyright symbol appears together as follows below.

© DORNA, 2024



4301 m.

## PERTAMINA GRAND PRIX OF INDONESIA

## Practice Nr. 1

## Top Speed &amp; Average

8



Rider	Nation	Motorcycle	Top 5 speeds					Average	Top
64 David MUÑOZ	SPA	KTM	221.3	219.5	218.6	218.6	217.3	218.6	221.3
66 Joel KELSO	AUS	KTM	220.4	218.1	217.7	217.7	217.3	218.2	220.4
18 Matteo BERTELLE	ITA	HONDA	219.9	219.9	219.5	218.1	218.1	218.9	219.9
22 David ALMANSA	SPA	HONDA	219.9	217.7	217.3	216.8	216.4	217.3	219.9
78 Joel ESTEBAN	SPA	CFMOTO	219.9	218.6	218.1	217.7	217.3	218.3	219.9
85 Xabi ZURUTUZA	SPA	KTM	219.9	218.6	217.7	216.8	216.4	217.9	219.9
82 Stefano NEPA	ITA	KTM	219.5	219.0	218.1	214.7	214.2	216.0	219.5
58 Luca LUNETTA	ITA	HONDA	219.0	218.6	218.1	217.7	217.3	218.1	219.0
99 Jose Antonio RUEDA	SPA	KTM	219.0	218.1	218.1	217.7	217.7	218.1	219.0
24 Tatsuki SUZUKI	JPN	HUSQVARNA	218.6	218.1	218.1	217.7	217.7	218.0	218.6
36 Angel PIQUERAS	SPA	HONDA	218.6	217.7	217.7	216.4	216.4	217.4	218.6
10 Nicola CARRARO	ITA	KTM	218.1	215.1	214.2	213.8	213.8	214.7	218.1
8 Eddie O'SHEA	GBR	HONDA	217.7	216.4	216.4	214.7		216.3	217.7
31 Adrian FERNANDEZ	SPA	HONDA	217.7	216.0	216.0	216.0	215.5	216.2	217.7
80 David ALONSO	COL	CFMOTO	217.7	216.8	216.0	215.5	215.5	216.3	217.7
7 Filippo FARIOLI	ITA	HONDA	217.3	216.8	216.0	214.2	213.8	215.1	217.3
54 Riccardo ROSSI	ITA	KTM	217.3	216.8	216.8	215.5	215.5	216.4	217.3
12 Jacob ROULSTONE	AUS	GASGAS	216.8	216.4	216.4	216.0	215.5	216.2	216.8
19 Scott OGDEN	GBR	HONDA	216.8	216.4	216.4	215.5	215.5	216.1	216.8
6 Ryusei YAMANAKA	JPN	KTM	216.4	216.4	216.0	216.0	216.0	216.2	216.4
95 Collin VEIJER	NED	HUSQVARNA	216.0	216.0	215.5	215.5	215.1	215.4	216.0
96 Daniel HOLGADO	SPA	GASGAS	216.0	216.0	215.1	215.1	213.8	215.2	216.0
5 Tatchakorn BUASRI	THA	HONDA	215.5	214.2	213.8	213.4	213.0	214.0	215.5
72 Taiyo FURUSATO	JPN	HONDA	215.1	215.1	215.1	215.1	215.1	215.1	215.1
48 Ivan ORTOLA	SPA	KTM	214.7	214.2	213.8	213.4	213.4	213.8	214.7
55 Noah DETTWILER	SWI	KTM	214.7	214.2	213.4	213.0	213.0	213.6	214.7
93 Arbi ADITAMA	INA	HONDA	213.8	213.0	213.0	212.5	211.7	212.4	213.8

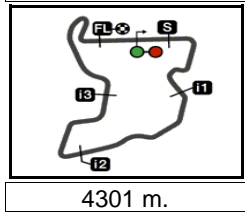
These data/results cannot be reproduced, stored and/or transmitted in whole or in part by any manner of electronic, mechanical, photocopying, recording, broadcasting or otherwise now known or herein after developed without the previous express consent by the copyright owner, except for reproduction in daily press and regular printed publications on sale to the public within 60 days of the event related to those data/results and always provided that copyright symbol appears together as follows below.

© DORNA, 2024

Official MotoGP Timing by TISSOT  
www.motogp.com



Lombok, Friday, September 27, 2024



**PERTAMINA GRAND PRIX OF INDONESIA**  
**Practice Nr. 1**  
**Chronological Analysis of Performances**

**9**

\* Lap / Sector time cancelled      T1 Time from finish line to 1st intermediate      T3 Time from 2nd intermed. to 3rd intermed.  
P Crossing the finish line in pit lane      T2 Time from 1st intermed. to 2nd intermed.      T4 Time from 3rd intermediate to finish line

Lap	Lap Time	T1	T2	T3	T4	Speed	Lap	Lap Time	T1	T2	T3	T4	Speed							
<b>1st 95 Collin VEIJER</b> Liqui Moly Husqvarna NED Runs=2 Total laps=17 Full laps=14 Valid laps=13							4	1'40.249	29.129	20.570	20.234	30.316	217.3	5	1'39.752	28.798	20.387	20.114	30.453	216.8
1	3'35.116	28.102	21.634	20.717	30.935		6	1'39.229	28.836	20.276	19.990	30.127	216.0	7	1'39.141 *	28.62 *	20.224	20.007	30.283	216.4
2	1'40.426	29.293	20.479	20.101	30.553	213.8	8	1'39.981	28.901	20.404	20.175	30.501	213.4	9	1'39.496	28.851	20.395	20.013	30.237	214.2
3	1'39.119	28.804	20.209	19.870	30.236	214.2	10	1'40.037 *	28.831	20.494 *	20.540	30.172	214.2	11	1'38.965	28.560	20.397	19.958	30.050	216.0
4	1'39.045	28.577	20.347	19.860	30.261	214.7	12	1'38.590	28.390	20.142	19.831	30.227	216.4	13	1'43.338 P	31.502	21.135	20.410	30.291	215.5
5	1'39.025	28.667	20.264	19.906	30.188	215.1	14	6'31.247	30.104	23.464	20.895	30.287		15	1'40.196 *	29.097	20.518 *	19.890	30.691	215.5
6	1'40.223 *	29.20 *	20.487	20.059	30.475	215.1	16	1'38.168	28.419	20.080	19.728	29.941	217.7	17	1'38.299 *	28.348	20.060 *	19.867	30.024	219.9
7	1'38.664	28.618	20.123	19.784	30.139	215.1	18	1'39.057	28.507	20.273	19.861	30.416	215.5							
8	1'38.790	28.603	20.225	19.797	30.165	214.7														
9	1'43.281 P	31.323	21.359	20.408	30.191	214.2														
10	7'34.457	32.405	22.379	21.002	30.811															
11	1'38.520	28.490	20.145	19.734	30.151	214.7														
12	1'38.375	28.411	20.164	19.652	30.148	215.1														
13	1'37.987	28.403	19.966	19.700	29.918	215.5														
14	1'39.838	28.561	20.110	20.776	30.391	215.1														
15	1'37.942	28.423	19.985	19.640	29.894	216.0														
16	1'38.144	28.367	19.978	19.746	30.053	216.0														
17	1'42.441	31.563	20.507	19.773	30.598	215.5														

<b>2nd 31 Adrian FERNANDEZ</b> Leopard Racing SPA Runs=2 Total laps=18 Full laps=15 Valid laps=12						
1	2'38.005	27.442	21.535	20.731	31.262	
2	1'40.042	28.982	20.545	20.039	30.476	215.1
3	1'39.148	28.604	20.318	19.925	30.301	215.5
4	1'39.235	28.763	20.180	19.939	30.353	216.0
5	1'39.642	28.533	20.338	20.405	30.366	217.7
6	1'39.570	28.644	20.318	19.838	30.770	216.0
7	1'39.054 *	28.72 *	20.294	19.893	30.147	216.0
8	1'39.120	28.752	20.224	19.960	30.184	214.2
9	1'39.047	28.670	20.219	19.855	30.303	214.2
10	1'39.196	28.838	20.179	19.932	30.247	213.0
11	1'39.219	28.665	20.232	20.085	30.237	214.2
12	1'39.097	28.701	20.245	19.923	30.228	214.7
13	1'40.590 P	28.707	20.139 *	20.138	31.606	214.2
14	6'21.807	28.920	21.838	20.276	30.147	
15	1'39.057 *	28.456	20.663 *	19.911	30.027	214.2
16	1'38.096	28.429	19.932	19.735	30.000	214.2
17	1'38.408	28.380	19.909	19.897	30.222	215.1
18	1'46.028 *	33.352	20.765 *	19.974	31.937	214.2

<b>4th 18 Matteo BERTELLE</b> Kopron Rivacold Snip ITA Runs=2 Total laps=16 Full laps=13 Valid laps=12						
1	2'32.607	29.293	21.586	20.850	31.827	
2	1'41.341	29.077	20.567	20.506	31.191	219.9
3	1'40.616	28.749	20.422	20.660	30.785	219.9
4	1'39.887	29.100	20.363	20.080	30.344	215.5
5	1'41.954	28.760	20.653	20.075	32.466	218.1
6	1'38.988	28.575	20.163	19.994	30.256	217.7
7	1'39.672 *	28.82 *	20.317	20.279	30.254	214.2
8	1'45.218	28.554	20.180	20.002	36.482	216.4
9	1'39.483	28.759	20.262	20.090	30.372	216.8
10	1'39.229	28.543	20.233	19.996	30.457	216.8
11	1'45.516 P	30.686	21.051	20.713	33.066	213.8
12	9'30.183	25.870	21.722	20.480	30.658	
13	1'38.179	28.389	20.023	19.652	30.115	218.1
14	1'38.395	28.371	19.917	19.921	30.186	218.1
15	1'41.483	28.486	21.615	20.946	30.436	216.8
16	1'38.552	28.281	20.144	19.952	30.175	219.5

<b>3rd 22 David ALMANSA</b> Kopron Rivacold Snip SPA Runs=2 Total laps=18 Full laps=15 Valid laps=10						
1	2'18.055	29.059	21.347	21.170	32.229	
2	1'40.706	29.113	20.535	20.323	30.735	216.4
3	1'44.393 *	28.915	21.020 *	20.885	33.573	215.5

<b>5th 58 Luca LUNETTA</b> SIC58 Squadra Corse ITA Runs=2 Total laps=17 Full laps=14 Valid laps=12						
1	2'22.213 *	27.466	21.228 *	20.655	31.042	
2	1'39.899	28.949	20.413	19.952	30.585	214.7
3	1'39.369	28.803	20.184	19.941	30.441	218.6
4	1'39.297	28.730	19.946	20.015	30.606	216.0
5	1'42.506	28.682	20.399	20.687	32.738	216.8
6	1'41.666 *	29.648	20.828	20.061	31.129 *	219.0
7	1'39.219 *	28.73 *	20.282	19.849	30.349	214.7
8	1'38.868	28.549	20.248	19.871	30.200	215.1
9	1'38.638	28.616	20.188	19.816	30.018	214.7

**Fastest Lap:** Collin VEIJER      Liqui Moly Husqvarna NED      1'37.942      28.423      19.985      19.640      29.894

These data/results cannot be reproduced, stored and/or transmitted in whole or in part by any manner of electronic, mechanical, photocopying, recording, broadcasting or otherwise now known or herein after developed without the previous express consent by the copyright owner, except for reproduction in daily press and regular printed publications on sale to the public within 60 days of the event related to those data/results and always provided that copyright symbol appears together as follows below.  
© DORNA, 2024



## Practice Nr. 1

## Moto3

Lap	Lap Time	T1	T2	T3	T4	Speed	Lap	Lap Time	T1	T2	T3	T4	Speed
10	<b>1'39.008</b>	28.660	20.077	19.935	30.336	214.7	9	<b>1'40.609</b>	29.135	20.666	20.230	30.578	213.8
11	<b>1'38.949</b>	28.720	20.283	19.853	30.093	213.8	10	1'40.398 *	28.898	20.698*	20.181	30.621	215.1
12	<b>1'38.326</b>	28.496	20.036	<b>19.780</b>	30.014	214.7	11	<b>1'40.589</b>	28.985	20.672	20.255	30.677	213.8
13	1'47.688 P	32.857	22.739*	20.654	31.438	207.6	12	1'40.849 *	29.055	20.622*	20.343	30.829	213.8
14	8'04.370 *	38.860	21.825*	20.160	36.747		13	1'46.064 P	31.057	22.166*	21.761	31.080	204.9
15	<b>1'40.123</b>	28.448	19.924	20.147	31.604	218.1	14	9'11.877 *	32.544	21.032*	20.972	32.398	
16	<b>1'38.331</b>	<b>28.372</b>	<b>19.802</b>	19.886	30.271	217.3	15	1'38.700 *	<b>28.369</b>	20.482*	19.805	<b>30.044</b>	216.4
17	<b>1'38.226</b>	28.414	20.077	19.800	<b>29.935</b>	217.7	16	<b>1'38.533</b>	28.373	<b>20.151</b>	<b>19.776</b>	30.233	215.5

6th <b>82</b> Stefano NEPA							9th <b>48</b> Ivan ORTOLA								
LEVELUP - MTA ITA							MT Helmets - MSI SPA								
Runs=2	Total laps=14	Full laps=11	Valid laps=9	Runs=3	Total laps=15	Full laps=10	Valid laps=8	Runs=3	Total laps=15	Full laps=10	Valid laps=8	Runs=3	Total laps=15	Full laps=10	Valid laps=8
1	2'57.608	28.589	22.203	21.018	31.696			1	2'47.014	27.571	21.384	20.713	30.998		
2	<b>1'40.344</b>	29.047	20.330	20.133	30.834	214.2		2	<b>1'41.019</b>	29.338	20.807	20.302	30.572	212.5	
3	<b>1'39.879</b>	28.923	20.340	19.981	30.635	213.8		3	<b>1'40.141</b>	28.997	20.360	20.178	30.606	212.5	
4	<b>1'39.682</b>	28.858	20.424	19.996	30.404	214.2		4	<b>1'40.936</b>	28.897	20.480	20.174	31.385	212.5	
5	<b>1'39.432</b>	28.773	20.329	19.968	30.362	214.7		5	<b>1'39.435</b>	28.783	20.195	20.014	30.443	<b>214.7</b>	
6	1'41.649 *	29.11*	21.041	20.539	30.951	213.8		6	1'40.900 P	28.77*	20.814*	20.684	30.629	213.8	
7	1'39.629 *	28.834	20.303*	20.051	30.441	214.2		7	7'52.988	27.799	20.729	20.180	30.398		
8	<b>1'39.473</b>	28.836	20.196	20.058	30.383	214.2		8	1'39.469 *	28.743	20.279*	20.006	30.441	214.2	
9	<b>1'39.128</b>	28.761	20.164	19.943	30.260	213.8		9	1'39.071 *	28.667	20.261*	19.950	30.193	213.4	
10	1'40.900 P	28.754	20.246	20.456	31.444	213.8		10	1'38.711 P	28.660	20.292	20.097	29.662	211.7	
11	12'30.758 *	34.980	24.771*	21.101	34.944			11	5'04.237	26.867	20.476	20.161	30.326		
12	<b>1'41.777</b>	28.613	21.436	20.339	31.389	218.1		12	<b>1'38.666</b>	28.596	20.130	19.881	<b>30.059</b>	213.0	
13	<b>1'38.369</b>	<b>28.441</b>	<b>19.850</b>	19.843	<b>30.235</b>	<b>219.5</b>		13	<b>1'38.775</b>	<b>28.552</b>	<b>19.998</b>	<b>19.877</b>	30.348	213.4	
14	<b>1'38.616</b>	28.516	20.001	<b>19.842</b>	30.257	219.0		14	<b>1'46.068</b>	28.760	20.247	20.025	37.036	213.4	
								15	<b>1'39.789</b>	28.760	20.342	20.039	30.648	212.1	

7th <b>99</b> Jose Antonio RUED							10th <b>24</b> Tatsuki SUZUKI								
Red Bull KTM Ajo SPA							Liqui Moly Husqvarna JPN								
Runs=2	Total laps=17	Full laps=14	Valid laps=12	Runs=2	Total laps=14	Full laps=11	Valid laps=7	Runs=2	Total laps=14	Full laps=11	Valid laps=7	Runs=2	Total laps=17	Full laps=14	Valid laps=11
1	2'20.428 *	28.581	21.213*	23.834	31.128			1	2'35.394 *	28.220	23.635*	20.918	30.977*		
2	<b>1'40.525</b>	29.122	20.593	20.160	30.650	216.4		2	<b>1'40.037</b>	28.864	20.419	20.300	30.454	216.4	
3	<b>1'40.073</b>	28.887	20.487	20.231	30.468	217.7		3	<b>1'39.262</b>	28.601	20.030	20.040	30.591	218.1	
4	<b>1'39.572</b>	28.859	20.319	<b>19.901</b>	30.493	216.0		4	1'39.472 *	28.890	20.221*	20.030	30.331	216.8	
5	<b>1'39.542</b>	28.697	20.459	19.982	30.404	217.3		5	1'44.737 *	28.897	20.475	20.213	35.152*	<b>218.6</b>	
6	<b>1'39.527</b>	28.708	20.356	19.954	30.509	216.8		6	<b>1'39.532</b>	28.828	20.196	20.083	30.425	217.3	
7	1'39.856 *	28.87*	20.504	20.033	30.441	215.5		7	1'40.048 *	28.75*	20.427*	20.120	30.743	217.7	
8	<b>1'39.816</b>	28.735	20.663	19.996	30.422	215.1		8	<b>1'40.026</b>	28.886	20.530	20.143	30.467	215.5	
9	<b>1'39.939</b>	28.828	20.613	20.021	30.477	215.5		9	1'45.965 P	30.250	23.177*	20.862	31.676	214.2	
10	<b>1'39.845</b>	28.852	20.614	19.987	30.392	215.1		10	12'37.827 *	28.398	22.384*	22.033	31.175		
11	<b>1'39.761</b>	28.735	20.498	20.090	30.438	215.5		11	<b>1'47.461</b>	28.798	<b>19.987</b>	23.949	34.727	215.5	
12	<b>1'39.870</b>	28.758	20.597	20.060	30.455	215.1		12	<b>1'38.710</b>	28.491	20.129	19.945	<b>30.145</b>	217.7	
13	1'44.449 P	30.293	20.926	20.308	<b>32.922</b>	<b>219.0</b>		13	<b>1'45.022</b>	28.506	21.511	24.612	30.393	218.1	
14	8'35.997	30.607	20.938	20.527	31.943			14	1'38.486 *	<b>28.452</b>	19.969*	<b>19.911</b>	30.154	217.7	
15	1'42.090 *	<b>28.514</b>	20.705*	21.522	31.349*	218.1									
16	<b>1'38.503</b>	28.515	<b>20.096</b>	19.910	<b>29.982</b>	217.7									
17	<b>1'39.246</b>	28.592	20.225	20.017	30.412	218.1									

8th <b>36</b> Angel PIQUERAS							11th <b>6</b> Ryusei YAMANAKA								
Leopard Racing SPA							MT Helmets - MSI JPN								
Runs=2	Total laps=16	Full laps=13	Valid laps=9	Runs=2	Total laps=17	Full laps=14	Valid laps=11	Runs=2	Total laps=17	Full laps=14	Valid laps=11	Runs=2	Total laps=17	Full laps=14	Valid laps=11
1	2'33.745 *	27.122	21.471*	20.801	30.787			1	2'47.493	27.513	21.316	20.664	31.372		
2	<b>1'40.142</b>	28.957	20.355	20.030	30.800	216.4		2	<b>1'41.279</b>	29.166	20.635	20.381	31.097	<b>216.4</b>	
3	<b>1'41.912</b>	28.858	20.992	20.754	31.308	<b>218.6</b>		3	<b>1'39.996</b>	29.034	20.362	19.964	30.636	216.4	
4	<b>1'40.052</b>	28.931	20.569	20.023	30.529	217.7		4	<b>1'39.639</b>	28.708	20.311	19.945	30.675	216.0	
5	<b>1'39.920</b>	28.888	20.381	20.179	30.472	217.7		5	<b>1'39.482</b>	28.782	20.286	19.981	30.433	215.5	
6	1'45.895 *	30.723	23.338*	20.501	31.333*	214.2		6	1'43.538 *	29.15*	21.352*	20.594	32.433	215.1	
7	<b>1'41.048</b>	29.142	20.829	20.415	30.662	215.5		7	<b>1'39.785</b>	28.846	20.531	20.081	30.327	215.1	
8	<b>1'41.069</b>	29.236	20.974	20.246	30.613	214.7		8	<b>1'39.771</b>	28.730	20.387	20.044	30.610	214.7	
								9	<b>1'39.946</b>	29.038	20.520	20.020	30.368	214.2	
								10	<b>1'39.855</b>	28.915	20.494	20.005	30.441	214.7	

**Fastest Lap:** Collin VEIJER      Liqui Moly Husqvarna      NED      **1'37.942**      28.423      19.985      19.640      29.894

These data/results cannot be reproduced, stored and/or transmitted in whole or in part by any manner of electronic, mechanical, photocopying, recording, broadcasting or otherwise now known or herein after developed without the previous express consent by the copyright owner, except for reproduction in daily press and regular printed publications on sale to the public within 60 days of the event related to those data/results and always provided that copyright symbol appears together as follows below.  
© DORNA, 2024



## Practice Nr. 1

## Moto3

Lap	Lap Time	T1	T2	T3	T4	Speed	Lap	Lap Time	T1	T2	T3	T4	Speed
11	<b>1'39.719</b>	28.847	20.516	19.947	30.409	214.2	<b>15th</b>	<b>96</b>	<b>Daniel HOLGADO</b>	Red Bull GASGAS Te	SPA		
12	1'40.170 P	29.027	20.556	20.077	30.510	213.8			Runs=2	Total laps=16	Full laps=13	Valid laps=9	
13	7'54.011	26.967	20.577	20.005	30.489		1	2'32.135	27.592	21.450	20.888	31.776	
14	<b>1'38.776</b>	28.620	<b>20.059</b>	19.871	<b>30.226</b>	216.0	2	1'41.032 *	29.152	20.815*	20.365	30.700	212.1
15	1'38.670 *	28.543	20.065*	<b>19.684</b>	30.378	215.5	3	<b>1'40.508</b>	28.955	20.706	20.243	30.604	212.1
16	<b>1'45.734</b>	<b>28.510</b>	20.109	19.760	37.355	216.0	4	<b>1'40.409</b>	28.928	20.781	20.308	30.392	213.4
17	1'39.405 *	28.752	20.231*	19.814	30.608	215.5	5	1'43.880 *	29.056	<b>23.163*</b>	20.854	30.807	215.1
<b>12th</b>	<b>66</b>	<b>Joel KELSO</b>	BOE Motorsports	AUS			6	<b>1'40.926</b>	29.102	20.875	20.226	30.723	213.4
		Runs=2	Total laps=16	Full laps=13	Valid laps=11		7	1'40.331 *	28.981	<b>20.620*</b>	20.224	30.506	<b>216.0</b>
1	2'39.542	27.707	22.912	21.608	31.195		8	<b>1'39.940</b>	28.830	20.567	20.149	30.394	216.0
2	<b>1'40.463</b>	29.150	20.360	20.204	30.749	215.1	9	<b>1'43.323</b>	28.994	20.591	22.248	31.490	213.8
3	<b>1'39.765</b>	28.867	20.307	20.098	30.493	215.1	10	<b>1'40.327</b>	28.959	20.648	20.288	30.432	212.5
4	<b>1'39.700</b>	28.821	20.312	20.195	30.372	215.5	11	1'44.508 P	31.182	<b>21.535*</b>	20.415	<b>31.376</b>	<b>208.8</b>
5	<b>1'39.704</b>	28.728	20.363	20.213	30.400	216.4	12	8'55.371	27.650	21.289	20.271	31.242	
6	<b>1'40.183</b>	28.764	20.266	20.326	30.827	218.1	13	1'39.343 *	28.794	<b>20.325*</b>	20.068	30.156	212.5
7	1'39.416 *	28.68*	20.251*	20.037	30.448	217.7	14	<b>1'42.678</b>	28.616	20.425	19.995	33.642	213.0
8	<b>1'41.207</b>	29.961	20.484	20.151	30.611	<b>220.4</b>	15	<b>1'39.003</b>	28.568	20.377	<b>19.909</b>	<b>30.149</b>	215.1
9	<b>1'39.344</b>	28.816	20.187	20.098	30.243	216.0	16	<b>1'39.033</b>	<b>28.521</b>	<b>20.360</b>	19.950	30.202	213.4
10	<b>1'39.601</b>	28.837	20.217	20.107	30.440	214.7	<b>16th</b>	<b>7</b>	<b>Filippo FARIOLI</b>	SIC58 Squadra Corse	ITA		
11	1'51.917 P	36.408	21.825	20.859	<b>32.825</b>	214.2			Runs=2	Total laps=17	Full laps=14	Valid laps=10	
12	9'18.613 *	28.224	21.515*	20.163	30.298		1	2'22.399	27.434	21.268	20.550	31.161	
13	<b>1'39.319</b>	28.749	<b>20.051</b>	20.026	30.493	214.7	2	<b>1'39.867</b>	29.058	20.334	19.972	30.503	213.8
14	1'44.625 *	28.706	21.431*	24.105	30.383	215.1	3	1'40.548 *	29.184	<b>20.557*</b>	20.263	30.544	216.8
15	<b>1'38.850</b>	<b>28.567</b>	20.087	20.020	<b>30.176</b>	217.3	4	<b>1'39.862</b>	28.977	20.444	20.039	30.402	213.0
16	<b>1'38.914</b>	28.579	20.201	<b>19.946</b>	30.188	217.7	5	<b>1'39.631</b>	28.808	20.477	19.971	30.375	212.1
<b>13th</b>	<b>80</b>	<b>David ALONSO</b>	CFMOTO Gaviota Asp	COL			6	1'39.545 *	28.794	<b>20.160*</b>	20.053	30.538	212.1
		Runs=2	Total laps=11	Full laps=8	Valid laps=7		7	1'43.098 *	28.74*	20.304	20.003	34.045	212.5
1	3'05.476	30.272	22.039	21.729	32.145		8	<b>1'39.673</b>	28.767	20.374	20.171	30.361	213.8
2	<b>1'42.709</b>	29.916	21.184	20.575	31.034	213.0	9	<b>1'39.563</b>	28.885	20.295	20.021	30.362	211.3
3	<b>1'41.191</b>	29.275	20.854	20.273	30.789	213.8	10	<b>1'39.205</b>	28.707	20.240	20.080	30.178	210.9
4	<b>1'40.444</b>	29.160	20.784	20.072	30.428	215.1	11	<b>1'39.124</b>	28.765	20.289	19.970	<b>30.100</b>	211.3
5	<b>1'39.828</b>	28.856	20.480	20.046	30.446	215.5	12	<b>1'39.491</b>	28.778	20.297	<b>19.943</b>	30.473	216.0
6	1'39.992 P	29.11*	20.920	20.372	<b>29.582</b>	215.5	13	1'42.921 P	28.660	<b>21.565*</b>	21.435	<b>31.261</b>	213.4
7	17'11.827	28.719	21.927	22.698	31.631		14	8'03.144 *	39.499	<b>21.877*</b>	20.241	34.440	
8	<b>1'46.444</b>	28.870	<b>20.226</b>	21.305	36.043	216.8	15	<b>1'44.368</b>	28.925	20.796	20.709	33.938	213.8
9	<b>1'40.362</b>	28.921	20.665	20.084	30.692	215.1	16	1'39.988 *	28.552	<b>20.541*</b>	20.241	30.654	214.2
10	1'42.376 *	28.607	20.471*	21.858	31.440	216.0	17	<b>1'39.076</b>	<b>28.478</b>	<b>20.195</b>	20.004	30.399	<b>217.3</b>
11	<b>1'38.872</b>	<b>28.498</b>	20.320	<b>19.799</b>	<b>30.255</b>	217.7	<b>17th</b>	<b>78</b>	<b>Joel ESTEBAN</b>	CFMOTO Gaviota Asp	SPA		
<b>14th</b>	<b>19</b>	<b>Scott OGDEN</b>	FleetSafe Honda - ML	GBR					Runs=2	Total laps=16	Full laps=13	Valid laps=10	
		Runs=2	Total laps=13	Full laps=10	Valid laps=7		1	2'32.483	26.716	21.451	20.632	31.891	
1	2'25.439	27.551	21.678	20.781	30.950		2	<b>1'41.768</b>	29.439	20.771	20.467	31.091	217.7
2	<b>1'40.907</b>	29.093	20.601	20.380	30.833	213.8	3	<b>1'40.842</b>	28.749	20.366	20.525	31.202	218.1
3	1'49.766 *	29.585	21.963*	21.592	36.626	213.8	4	<b>1'40.124</b>	28.967	20.327	20.369	30.461	218.6
4	<b>1'40.754</b>	29.128	20.502	20.309	30.815	216.4	5	<b>1'39.711</b>	28.730	20.503	<b>19.985</b>	30.493	216.0
5	<b>1'40.348</b>	28.914	20.560	20.242	30.632	215.5	6	<b>1'41.044</b>	28.817	20.744	20.149	31.334	213.0
6	<b>1'40.240</b>	28.895	20.478	20.223	30.644	215.5	7	1'40.541 *	29.13*	20.873	20.145	30.388	215.5
7	1'41.208 *	29.01*	20.577	20.465	31.153	214.2	8	<b>1'39.933</b>	28.762	20.669	20.181	30.321	215.1
8	1'46.493 P	31.237	22.057	22.121	<b>31.078</b>	<b>216.8</b>	9	<b>1'39.556</b>	28.769	20.453	20.067	30.267	214.2
9	13'58.540	28.654	21.511	20.646	31.450		10	1'43.792 *	28.703	20.648	20.088	34.353*	213.8
10	<b>1'39.465</b>	28.590	<b>20.118</b>	20.046	30.711	216.4	11	1'43.229 P	30.234	<b>21.308*</b>	21.242	<b>30.445</b>	215.5
11	<b>1'39.239</b>	28.764	20.260	<b>19.897</b>	30.318	210.9	12	9'00.040	26.703	21.141	20.227	31.443	
12	1'42.609 *	31.165	20.935*	20.001	30.508	212.1	13	<b>1'39.145</b>	28.708	20.179	20.075	<b>30.183</b>	<b>219.9</b>
13	<b>1'38.875</b>	<b>28.509</b>	20.201	19.926	<b>30.239</b>	213.4	14	1'41.380 *	28.578	<b>20.443*</b>	21.491	30.868	217.3
							15	<b>1'40.714</b>	29.178	21.009	20.047	30.480	214.7

**Fastest Lap:** Collin VEIJER      Liqui Moly Husqvarna      NED      **1'37.942**      28.423      19.985      19.640      29.894

These data/results cannot be reproduced, stored and/or transmitted in whole or in part by any manner of electronic, mechanical, photocopying, recording, broadcasting or otherwise now known or herein after developed without the previous express consent by the copyright owner, except for reproduction in daily press and regular printed publications on sale to the public within 60 days of the event related to those data/results and always provided that copyright symbol appears together as follows below.  
© DORNA, 2024

## Practice Nr. 1

## Moto3

Lap	Lap Time	T1	T2	T3	T4	Speed	Lap	Lap Time	T1	T2	T3	T4	Speed				
16	1'43.652	28.557	20.166	20.269	34.660	216.0	<b>21st</b>	<b>72</b>	<b>Taiyo FURUSATO</b>	Honda Team Asia			JPN				
<b>18th</b> <b>64</b> <b>David MUÑOZ</b>							BOE Motorsports SPA										
Runs=3 Total laps=15 Full laps=10 Valid laps=6							Runs=2 Total laps=14 Full laps=11 Valid laps=5										
1	2'20.877	32.084	21.723	21.236	33.778		1	2'10.871	26.889	21.027	20.396	31.028					
2	1'40.306	28.995	20.447	20.144	30.720	217.3	2	1'40.788	28.973	20.747	20.429	30.639	214.7				
3	1'40.745	28.829	20.353	20.286	31.277	218.6	3	1'40.044	28.799	20.362	20.324	30.559	214.2				
4	1'39.164	28.707	20.235	20.015	30.207	217.3	4	1'39.961	28.852	20.414	20.194	30.501	214.7				
5	1'42.640	28.613	20.150	20.554	33.323	219.5	5	1'40.049 *	28.827	20.429*	20.125	30.668	215.1				
6	1'40.700 P	29.057	20.582	20.406	30.655	216.8	6	1'39.728	28.724	20.331	20.118	30.555	214.7				
7	6'48.069	29.977	21.971	21.643	30.395		7	1'39.813 *	28.82*	20.506	20.066	30.417	214.7				
8	1'39.697	28.776	20.577	20.054	30.290	215.1	8	1'39.490	28.692	20.310	20.007	30.481	215.1				
9	1'39.418	28.647	20.485	20.044	30.242	215.5	9	1'44.120 P	29.361	21.463	20.701	32.595	214.2				
10	1'41.939 P	29.452	21.616*	20.865	30.006	215.5	10	13'05.990	28.193	22.237	22.793	31.094					
11	6'19.888	34.457	23.468	21.242	30.365		11	1'43.726 *	28.778	21.174*	20.596	33.178*	214.2				
12	1'39.192 *	28.616	20.559*	19.923	30.094	217.3	12	1'38.728 *	28.411	20.258*	19.879	30.180	215.1				
13	1'38.794 *	28.480	20.151*	19.920	30.243	216.4	13	1'38.680 *	28.423	20.159*	19.926	30.172	215.1				
14	1'42.264 *	28.735	20.297*	22.751	30.481	218.6	14	1'39.186 *	28.563	20.216*	19.944	30.463	215.1				
15	1'38.441 *	28.398	19.986*	19.920	30.137	221.3	<b>22nd</b> <b>54</b> <b>Riccardo ROSSI</b>						CIP Green Power ITA				
Runs=3 Total laps=15 Full laps=10 Valid laps=8							Runs=2 Total laps=16 Full laps=13 Valid laps=8										
1	2'32.218 *	29.435	21.446*	20.798	31.748		1	2'24.101 *	27.288	21.301*	20.521	31.162					
2	1'41.262	29.346	20.693	20.380	30.843	213.8	2	1'41.393 *	29.241	20.833*	20.391	30.928	213.0				
3	1'41.076	29.068	20.453	20.613	30.942	214.7	3	1'40.793	28.969	20.946	20.247	30.631	213.0				
4	1'40.989	29.320	20.462	20.346	30.861	212.1	4	1'40.448	28.932	20.768	20.276	30.472	214.2				
5	1'46.770 *	29.059	20.499	21.521	35.691*	216.4	5	1'40.072	28.768	20.698	20.186	30.420	214.7				
6	1'41.963 P	29.54*	20.899*	20.809	30.707	212.1	6	1'39.804	28.706	20.642	20.113	30.343	214.2				
7	4'54.310	27.967	20.991	20.433	30.913		7	1'47.384 *	28.82*	20.546*	22.200	35.813	213.8				
8	1'40.926	29.197	20.799	20.223	30.707	211.3	8	1'41.006 *	29.902	20.492*	20.154	30.458*	210.9				
9	1'41.125	28.987	20.706	20.557	30.875	213.8	9	1'39.758	28.855	20.546	20.027	30.330	212.5				
10	1'40.339 P	29.047	20.581*	20.657	30.054	212.5	10	1'45.609 *	30.234	20.923*	20.232	34.220	211.7				
11	7'21.900 *	28.063	21.454*	20.702	31.563		11	1'47.574 P	29.193	20.992*	22.850	34.539	215.5				
12	1'39.596	28.831	20.263	20.275	30.227	215.5	12	9'13.736	36.281	21.860	21.776	34.936					
13	1'40.102	28.707	20.282	20.356	30.757	216.4	13	1'47.497	28.855	20.233	21.813	36.596	216.8				
14	1'42.666 *	28.935	20.474	20.690	32.567*	216.8	14	1'39.507	28.585	20.252	20.089	30.581	216.8				
15	1'39.218	28.663	20.188	20.018	30.349	216.0	15	1'42.677 *	28.546	20.306	21.909	31.916*	217.3				
<b>19th</b> <b>12</b> <b>Jacob ROULSTONE</b>							<b>23rd</b> <b>85</b> <b>Xabi ZURUTUZA</b>							Red Bull KTM Ajo SPA			
Runs=3 Total laps=15 Full laps=10 Valid laps=8							Runs=3 Total laps=16 Full laps=11 Valid laps=6										
1	2'32.218 *	29.435	21.446*	20.798	31.748		1	2'16.682	28.107	21.026	20.835	31.264					
2	1'41.262	29.346	20.693	20.380	30.843	213.8	2	1'42.272 *	29.425	21.286*	20.571	30.990	213.8				
3	1'41.076	29.068	20.453	20.613	30.942	214.7	3	1'40.651 *	29.002	20.471*	20.451	30.727	217.7				
4	1'40.989	29.320	20.462	20.346	30.861	212.1	4	1'41.413	29.236	20.790	20.457	30.930	214.2				
5	1'46.770 *	29.059	20.499	21.521	35.691*	216.4	5	1'40.375	29.023	20.406	20.248	30.698	219.9				
6	1'41.963 P	29.54*	20.899*	20.809	30.707	212.1	6	1'41.423	28.970	20.590	20.344	31.519	215.5				
7	4'54.310	27.967	20.991	20.433	30.913		7	1'41.736 *	28.88*	20.569	20.357	31.926*	216.8				
8	1'40.926	29.197	20.799	20.223	30.707	211.3	8	1'41.503	28.940	21.359	20.467	30.737	216.4				
9	1'41.125	28.987	20.706	20.557	30.875	213.8	9	1'42.459 P	29.114	20.751*	20.529	32.065	214.7				
10	1'40.339 P	29.047	20.581*	20.657	30.054	212.5	10	6'55.203	27.156	21.410	20.962	30.876					
11	7'21.900 *	28.063	21.454*	20.702	31.563		11	1'41.113 *	29.243	20.938*	20.421	30.511	213.0				
12	1'39.596	28.831	20.263	20.275	30.227	215.5	12	1'40.931 P	29.108	20.912	20.400	30.511	213.4				
13	1'40.102	28.707	20.282	20.356	30.757	216.4	13	4'52.713 *	29.863	20.747*	20.684	30.948					
14	1'42.666 *	28.935	20.474	20.690	32.567*	216.8	14	1'43.068 *	29.030	20.679*	21.434	31.925	214.2				
15	1'39.218	28.663	20.188	20.018	30.349	216.0	15	1'39.727	28.616	20.291	20.212	30.608	218.6				
<b>20th</b> <b>10</b> <b>Nicola CARRARO</b>							<b>21st</b> <b>72</b> <b>Taiyo FURUSATO</b>							Honda Team Asia JPN			
Runs=2 Total laps=16 Full laps=13 Valid laps=8							Runs=2 Total laps=14 Full laps=11 Valid laps=5										
1	3'23.594	29.050	22.015	21.057	31.622		1	2'10.871	26.889	21.027	20.396	31.028					
2	1'41.302	29.249	20.871	20.325	30.857	213.0	2	1'40.788	28.973	20.747	20.429	30.639	214.7				
3	1'40.515	28.942	20.774	20.102	30.697	213.4	3	1'40.044	28.799	20.362	20.324	30.559	214.2				
4	1'40.382 *	28.982	20.590*	20.197	30.613	213.0	4	1'39.961	28.852	20.414	20.194	30.501	214.7				
5	1'39.806	28.851	20.531	19.987	30.437	213.8	5	1'40.049 *	28.827	20.429*	20.125	30.668	215.1				
6	1'41.010 *	29.06*	20.841	20.332	30.772	213.8	6	1'39.728	28.724	20.331	20.118	30.555	214.7				
7	1'39.976	28.978	20.476	20.003	30.519	213.8	7	1'39.813 *	28.82*	20.506	20.066	30.417	214.7				
8	1'44.691 *	28.988	20.491*	23.320	31.892*	213.0	8	1'39.490	28.692	20.310	20.007	30.481	215.1				
9	1'43.837	30.061	21.397	21.343	31.036	213.8	9	1'44.120 P	29.361	21.463	20.701	32.595	214.2				
10	1'40.082	29.015	20.536	20.021	30.510	213.0	10	13'05.990	28.193	22.237	22.793	31.094					
11	1'41.458 P	29.295	21.032	20.534	30.597	213.0	11	1'43.726 *	28.778	21.174*	20.596	33.178*	214.2				
12	8'06.560	28.365	21.672	20.449	31.403		12	1'38.728 *	28.411	20.258*	19.879	30.180	215.1				
13	1'40.198	28.836	20.314	20.280	30.768	218.1	13	1'38.680 *	28.423	20.159*	19.926	30.172	215.1				
14	1'43.416 *	29.011	20.367*	23.424	30.614	210.5	14	1'39.186 *	28.563	20.216*	19.944	30.463	215.1				
15	1'39.423 *	28.776	20.533	19.970	30.144*	214.2	<b>22nd</b> <b>54</b> <b>Riccardo ROSSI</b>						CIP Green Power ITA				
16	1'39.263	28.618	20.404	19.927	30.314	215.1	Runs=2 Total laps=16 Full laps=13 Valid laps=8										
<b>Fastest Lap:</b> Collin VEIJER							Liqui Moly Husqvarna NED							1'37.942		28.423 19.985 19.640 29.894	

These data/results cannot be reproduced, stored and/or transmitted in whole or in part by any manner of electronic, mechanical, photocopying, recording, broadcasting or otherwise now known or herein after developed without the previous express consent by the copyright owner, except for reproduction in daily press and regular printed publications on sale to the public within 60 days of the event related to those data/results and always provided that copyright symbol appears together as follows below.  
© DORNA, 2024

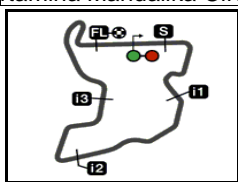
## Practice Nr. 1

Moto3

Lap	Lap Time	T1	T2	T3	T4	Speed	Lap	Lap Time	T1	T2	T3	T4	Speed	
<b>24th</b>	<b>93</b>	<b>Arbi ADITAMA</b>				Honda Team Asia	INA	9	<b>1'40.968</b>	29.194	20.720	20.512	30.542	211.3
		Runs=3	Total laps=15	Full laps=10	Valid laps=9		10	1'40.154 P	29.003	20.760*	20.429	29.962	212.5	
1	2'18.735	28.460	21.399	20.911	32.718		11	6'37.448 *	35.032	21.344*	21.965	34.766		
2	<b>1'43.169</b>	29.765	21.186	20.661	31.557	211.3	12	1'42.388 *	28.933	20.426*	20.299	32.730	214.7	
3	<b>1'41.667</b>	29.643	20.835	20.362	30.827	213.0	13	<b>1'40.516</b>	28.917	20.657	20.215	30.727	213.0	
4	<b>1'40.765</b>	29.084	20.582	20.181	30.918	213.8	14	<b>1'40.403</b>	28.877	20.717	20.234	30.575	213.4	
5	<b>1'41.015</b>	29.016	20.769	20.319	30.911	212.5	15	<b>1'40.615</b>	29.000	20.686	20.377	30.552	213.0	
6	1'44.648 P	29.192	20.786*	22.223	32.447	211.7								
7	8'16.970	34.486	21.818	20.701	31.169									
8	<b>1'41.811</b>	29.533	20.927	20.444	30.907	210.5								
9	<b>1'42.028</b>	29.330	20.877	20.334	31.487	210.9								
10	1'43.090 P	29.954	21.154*	20.585	31.397	208.4								
11	4'40.648	36.731	23.606	20.961	30.942									
12	<b>1'40.308</b>	28.959	20.510	20.098	30.741	211.7								
13	<b>1'40.631</b>	29.013	20.630	20.144	30.844	213.0								
14	1'41.329 *	29.053	20.559	20.182	31.535*	211.7								
15	<b>1'41.181</b>	29.011	20.688	20.586	30.896	211.7								
<b>25th</b>	<b>8</b>	<b>Eddie O'SHEA</b>				FleetSafe Honda - ML	GBR							
		Runs=1	Total laps=5	Full laps=4	Valid laps=4									
1	2'33.271	31.746	21.595	20.740	31.969									
2	<b>1'41.206</b>	29.093	20.765	20.121	31.227	214.7								
3	<b>1'40.399</b>	28.771	20.400	20.181	31.047	216.4								
4	<b>1'40.881</b>	29.082	20.474	20.421	30.904	216.4								
5	<b>1'40.993</b>	29.067	20.527	20.442	30.957	217.7								
<b>26th</b>	<b>5</b>	<b>Tatchakorn BUASRI</b>				Honda Team Asia	THA							
		Runs=2	Total laps=17	Full laps=14	Valid laps=10									
1	2'12.060 *	26.341	21.241*	20.664	31.288									
2	<b>1'44.517</b>	29.233	20.746	21.268	33.270	213.4								
3	<b>1'40.946</b>	29.125	20.823	20.242	30.756	212.5								
4	<b>1'40.797</b>	29.123	20.732	20.311	30.631	213.0								
5	<b>1'42.071</b>	28.992	20.712	20.393	31.974	213.8								
6	<b>1'40.401</b>	28.950	20.611	20.173	30.667	215.5								
7	1'41.881 *	29.00*	20.805	20.202	31.868*	214.2								
8	1'44.619 *	31.973	21.230*	20.279	31.137	211.7								
9	<b>1'41.145</b>	29.178	20.917	20.315	30.735	212.1								
10	1'45.592 P	29.213	21.082	20.437	34.860	210.5								
11	8'33.641 *	27.386	21.588*	21.565	34.746									
12	<b>1'41.939</b>	29.200	20.894	20.519	31.326	212.5								
13	<b>1'41.877</b>	29.380	21.063	20.507	30.927	210.5								
14	1'41.754 *	29.406	20.999*	20.504	30.845	210.5								
15	1'41.534 *	29.185	20.909	20.374	31.066*	211.3								
16	<b>1'40.993</b>	29.119	20.911	20.292	30.671	211.7								
17	<b>1'41.112</b>	29.130	20.792	20.327	30.863	210.9								
<b>27th</b>	<b>55</b>	<b>Noah DETTWILER</b>				CIP Green Power	SWI							
		Runs=3	Total laps=15	Full laps=10	Valid laps=8									
1	2'13.449	26.928	21.257	20.921	31.172									
2	1'42.162 *	29.610	21.109*	20.586	30.857	213.0								
3	<b>1'41.316</b>	29.288	21.025	20.464	30.539	211.7								
4	<b>1'41.065</b>	29.230	20.755	20.553	30.527	212.1								
5	<b>1'40.917</b>	29.076	20.798	20.455	30.588	212.5								
6	<b>1'41.154</b>	29.165	20.758	20.540	30.691	212.1								
7	1'40.421 P	29.12*	20.644	20.492	30.165	214.2								
8	6'23.499 *	27.789	21.096*	20.567	30.669									

**Fastest Lap:** Collin VEIJER      Liqui Moly Husqvarna      NED      **1'37.942**      28.423      19.985      19.640      29.894

These data/results cannot be reproduced, stored and/or transmitted in whole or in part by any manner of electronic, mechanical, photocopying, recording, broadcasting or otherwise now known or herein after developed without the previous express consent by the copyright owner, except for reproduction in daily press and regular printed publications on sale to the public within 60 days of the event related to those data/results and always provided that copyright symbol appears together as follows below.  
© DORNA, 2024



4301 m.

# PERTAMINA GRAND PRIX OF INDONESIA

## Practice Nr. 1

### Best Partial Times

*IT* Ideal Lap Time, sum of the best partial times


*BT* Best Lap Time

T1		T2		T3		T4				IT		BT	
Pos	Rider	Time	Rider	Time	Rider	Time	Rider	Time	Pos	Rider			
1	M.BERTELLE	28.281	L.LUNETTA	19.802	C.VEIJER	19.640	C.VEIJER	29.894	1	C.VEIJER	1'37.867	1'37.942	(1)
2	D.ALMANSA	<b>28.348</b>	S.NEPA	<b>19.850</b>	M.BERTELLE	<b>19.652</b>	L.LUNETTA	<b>29.935</b>	2	L.LUNETTA	1'37.889	1'38.226	(5)
3	C.VEIJER	28.367	A.FERNANDEZ	19.909	R.YAMANAKA	19.684	D.ALMANSA	29.941	3	M.BERTELLE	1'37.965	1'38.179	(4)
4	A.PIQUERAS	<b>28.369</b>	M.BERTELLE	<b>19.917</b>	D.ALMANSA	<b>19.728</b>	J.RUEDA	<b>29.982</b>	4	A.FERNANDEZ	1'38.024	1'38.096	(2)
5	L.LUNETTA	28.372	C.VEIJER	19.966	A.FERNANDEZ	19.735	A.FERNANDEZ	30.000	5	D.ALMANSA	1'38.097	1'38.168	(3)
6	A.FERNANDEZ	<b>28.380</b>	T.SUZUKI	<b>19.987</b>	A.PIQUERAS	<b>19.776</b>	A.PIQUERAS	<b>30.044</b>	6	A.PIQUERAS	1'38.340	1'38.533	(8)
7	D.MUÑOZ	28.398	I.ORTOLA	19.998	L.LUNETTA	19.780	I.ORTOLA	30.059	7	S.NEPA	1'38.368	1'38.369	(6)
8	T.FURUSATO	<b>28.411</b>	J.KELSO	<b>20.051</b>	D.ALONSO	<b>19.799</b>	D.MUÑOZ	<b>30.094</b>	8	R.YAMANAKA	1'38.479	1'38.776	(11)
9	S.NEPA	28.441	R.YAMANAKA	20.059	S.NEPA	19.842	F.FARIOLI	30.100	9	I.ORTOLA	1'38.486	1'38.666	(9)
10	T.SUZUKI	<b>28.452</b>	D.ALMANSA	<b>20.080</b>	I.ORTOLA	<b>19.877</b>	M.BERTELLE	<b>30.115</b>	10	J.RUEDA	1'38.493	1'38.503	(7)
11	F.FARIOLI	28.478	J.RUEDA	20.096	T.FURUSATO	19.879	T.SUZUKI	30.145	11	T.SUZUKI	1'38.495	1'38.710	(10)
12	D.ALONSO	<b>28.498</b>	S.OGDEN	<b>20.118</b>	S.OGDEN	<b>19.897</b>	D.HOLGADO	<b>30.149</b>	12	D.MUÑOZ	1'38.562	1'39.164	(18)
13	S.OGDEN	28.509	D.MUÑOZ	20.150	J.RUEDA	19.901	T.FURUSATO	30.172	13	F.FARIOLI	1'38.716	1'39.076	(16)
14	R.YAMANAKA	<b>28.510</b>	A.PIQUERAS	<b>20.151</b>	D.HOLGADO	<b>19.909</b>	J.KELSO	<b>30.176</b>	14	J.KELSO	1'38.740	1'38.850	(12)
15	J.RUEDA	28.514	J.ESTEBAN	20.166	T.SUZUKI	19.911	J.ESTEBAN	30.183	15	S.OGDEN	1'38.763	1'38.875	(14)
16	D.HOLGADO	<b>28.521</b>	J.ROULSTONE	<b>20.188</b>	D.MUÑOZ	<b>19.920</b>	R.YAMANAKA	<b>30.226</b>	16	T.FURUSATO	1'38.772	1'39.490	(21)
17	R.ROSSI	28.546	F.FARIOLI	20.195	N.CARRARO	19.927	J.ROULSTONE	30.227	17	D.ALONSO	1'38.778	1'38.872	(13)
18	I.ORTOLA	<b>28.552</b>	D.ALONSO	<b>20.226</b>	F.FARIOLI	<b>19.943</b>	S.NEPA	<b>30.235</b>	18	J.ESTEBAN	1'38.891	1'39.145	(17)
19	J.ESTEBAN	28.557	R.ROSSI	20.233	J.KELSO	19.946	S.OGDEN	30.239	19	D.HOLGADO	1'38.939	1'39.003	(15)
20	J.KELSO	<b>28.567</b>	X.ZURUTUZA	<b>20.291</b>	J.ESTEBAN	<b>19.985</b>	D.ALONSO	<b>30.255</b>	20	J.ROULSTONE	1'39.096	1'39.218	(19)
21	X.ZURUTUZA	28.616	T.FURUSATO	20.310	J.ROULSTONE	20.018	N.CARRARO	30.314	21	R.ROSSI	1'39.136	1'39.507	(22)
22	N.CARRARO	<b>28.618</b>	N.CARRARO	<b>20.314</b>	R.ROSSI	<b>20.027</b>	R.ROSSI	<b>30.330</b>	22	N.CARRARO	1'39.173	1'39.263	(20)
23	J.ROULSTONE	28.663	D.HOLGADO	20.360	A.ADITAMA	20.098	X.ZURUTUZA	30.511	23	X.ZURUTUZA	1'39.630	1'39.727	(23)
24	E.O'SHEA	<b>28.771</b>	E.O'SHEA	<b>20.400</b>	E.O'SHEA	<b>20.121</b>	N.DETTWILER	<b>30.527</b>	24	E.O'SHEA	1'40.196	1'40.399	(25)

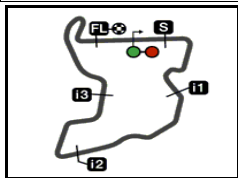
These data/results cannot be reproduced, stored and/or transmitted in whole or in part by any manner of electronic, mechanical, photocopying, recording, broadcasting or otherwise now known or herein after developed without the previous express consent by the copyright owner, except for reproduction in daily press and regular printed publications on sale to the public within 60 days of the event related to those data/results and always provided that copyright symbol appears together as follows below.  
© DORNA, 2024



Pertamina Mandalika Circuit

Results and timing service provided by  TISSOT

Moto3™



4301 m.

## PERTAMINA GRAND PRIX OF INDONESIA

### Practice Nr. 1


### Best Partial Times

*IT* Ideal Lap Time, sum of the best partial times

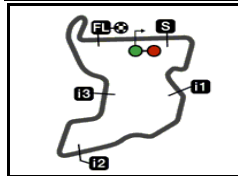
*BT* Best Lap Time

<b>T1</b>		<b>T2</b>		<b>T3</b>		<b>T4</b>				<b>IT</b>	<b>BT</b>	
<i>Pos</i>	<i>Rider</i>	<i>Time</i>	<i>Rider</i>	<i>Time</i>	<i>Rider</i>	<i>Time</i>	<i>Rider</i>	<i>Time</i>	<i>Pos</i>	<i>Rider</i>		
25	N.DETTWILER	28.877	A.ADITAMA	20.510	T.BUASRI	20.173	T.BUASRI	30.631	25	N.DETTWILER	1'40.263	1'40.403 (27)
26	T.BUASRI	28.950	T.BUASRI	20.611	X.ZURUTUZA	20.212	A.ADITAMA	30.741	26	A.ADITAMA	1'40.308	1'40.308 (24)
27	A.ADITAMA	28.959	N.DETTWILER	20.644	N.DETTWILER	20.215	E.O'SHEA	30.904	27	T.BUASRI	1'40.365	1'40.401 (26)

These data/results cannot be reproduced, stored and/or transmitted in whole or in part by any manner of electronic, mechanical, photocopying, recording, broadcasting or otherwise now known or herein after developed without the previous express consent by the copyright owner, except for reproduction in daily press and regular printed publications on sale to the public within 60 days of the event related to those data/results and always provided that copyright symbol appears together as follows below.  
© DORNA, 2024

Official MotoGP Timing by  TISSOT  
www.motogp.com





4301 m.

## PERTAMINA GRAND PRIX OF INDONESIA

### Practice Nr. 1

### Fastest Laps Sequence

<i>Practice Time</i>	 <i>Rider</i>	<i>Nation</i>	<i>Motorcycle</i>	<i>Time</i>	<i>Km/h</i>	<i>Rider's Lap</i>
3'51.659	72 Taiyo FURUSATO	JPN	HONDA	<b>1'40.788</b>	153.6	2
3'58.761	22 David ALMANSA	SPA	HONDA	<b>1'40.706</b>	153.7	2
4'00.953	99 Jose Antonio RUEDA	SPA	KTM	<b>1'40.525</b>	154.0	2
4'01.183	64 David MUÑOZ	SPA	KTM	<b>1'40.306</b>	154.3	2
4'02.112	58 Luca LUNETTA	ITA	HONDA	<b>1'39.899</b>	154.9	2
4'02.266	7 Filippo FARIOLI	ITA	HONDA	<b>1'39.867</b>	155.0	2
5'41.481	58 Luca LUNETTA	ITA	HONDA	<b>1'39.369</b>	155.8	3
5'54.693	24 Tatsuki SUZUKI	JPN	HUSQVARNA	<b>1'39.262</b>	155.9	3
5'57.195	31 Adrian FERNANDEZ	SPA	HONDA	<b>1'39.148</b>	156.1	3
6'54.661	95 Collin VEIJER	NED	HUSQVARNA	<b>1'39.119</b>	156.2	3
8'33.706	95 Collin VEIJER	NED	HUSQVARNA	<b>1'39.045</b>	156.3	4
10'12.731	95 Collin VEIJER	NED	HUSQVARNA	<b>1'39.025</b>	156.3	5
10'55.393	18 Matteo BERTELLE	ITA	HONDA	<b>1'38.988</b>	156.4	6
13'31.618	95 Collin VEIJER	NED	HUSQVARNA	<b>1'38.664</b>	156.9	7
15'41.675	58 Luca LUNETTA	ITA	HONDA	<b>1'38.638</b>	156.9	9
20'37.958	58 Luca LUNETTA	ITA	HONDA	<b>1'38.326</b>	157.4	12
29'23.028	95 Collin VEIJER	NED	HUSQVARNA	<b>1'37.987</b>	158.0	13
32'40.808	95 Collin VEIJER	NED	HUSQVARNA	<b>1'37.942</b>	158.0	15

These data/results cannot be reproduced, stored and/or transmitted in whole or in part by any manner of electronic, mechanical, photocopying, recording, broadcasting or otherwise now known or herein after developed without the previous express consent by the copyright owner, except for reproduction in daily press and regular printed publications on sale to the public within 60 days of the event related to those data/results and always provided that copyright symbol appears together as follows below.

© DORNA, 2024