


4301 m.

PERTAMINA GRAND PRIX OF INDONESIA

Practice Nr. 2

Classification

10

	Rider	Nation	Team	Motorcycle	Time	Lap	Total	Gap	Top Speed
1	44 Aron CANET	SPA	Fantic Racing	KALEX	1'33.077	11	13		258.3
2	14 Tony ARBOLINO	ITA	Elf Marc VDS Racing Team	KALEX	1'33.275	4	14	0.198 0.198	258.9
3	54 Fermin ALDEGUER	SPA	Beta Tools SpeedUp	BOSCOSCURO	1'33.441	13	13	0.364 0.166	257.1
4	35 Somkiat CHANTRA	THA	IDEMITSU Honda Team Asia	KALEX	1'33.598	9	15	0.521 0.157	263.4
5	18 Manuel GONZALEZ	SPA	QJMOTOR Gresini Moto2	KALEX	1'33.629	14	14	0.552 0.031	258.9
6	81 Senna AGIUS	AUS	Liqui Moly Husqvarna Intact GP	KALEX	1'33.685	14	14	0.608 0.056	260.2
7	79 Ai OGURA	JPN	MT Helmets - MSI	BOSCOSCURO	1'33.796	5	15	0.719 0.111	260.2
8	13 Celestino VIETTI	ITA	Red Bull KTM Ajo	KALEX	1'33.868	14	14	0.791 0.072	262.7
9	52 Jeremy ALCOBA	SPA	Yamaha VR46 Master Camp Team	KALEX	1'33.916	14	14	0.839 0.048	259.6
10	53 Deniz ÖNCÜ	TUR	Red Bull KTM Ajo	KALEX	1'33.923	6	14	0.846 0.007	259.6
11	21 Alonso LOPEZ	SPA	Beta Tools SpeedUp	BOSCOSCURO	1'33.944	12	15	0.867 0.021	258.9
12	16 Joe ROBERTS	USA	OnlyFans American Racing Team	KALEX	1'33.953	13	13	0.876 0.009	258.9
13	96 Jake DIXON	GBR	CFMOTO Inde Aspar Team	KALEX	1'33.954	11	13	0.877 0.001	261.5
14	5 Jaume MASIA	SPA	Preicanos Racing Team	KALEX	1'33.974	4	13	0.897 0.020	262.1
15	28 Izan GUEVARA	SPA	CFMOTO Inde Aspar Team	KALEX	1'33.992	5	11	0.915 0.018	262.1
16	24 Marcos RAMIREZ	SPA	OnlyFans American Racing Team	KALEX	1'34.101	15	15	1.024 0.109	258.3
17	75 Albert ARENAS	SPA	QJMOTOR Gresini Moto2	KALEX	1'34.114	12	15	1.037 0.013	257.7
18	12 Filip SALAC	CZE	Elf Marc VDS Racing Team	KALEX	1'34.148	3	9	1.071 0.034	259.6
19	15 Darryn BINDER	RSA	Liqui Moly Husqvarna Intact GP	KALEX	1'34.180	13	14	1.103 0.032	258.9
20	22 Ayumu SASAKI	JPN	Yamaha VR46 Master Camp Team	KALEX	1'34.214	6	10	1.137 0.034	262.1
21	84 Zonta VD GOORBERGH	NED	RW-Idrofoglia Racing GP	KALEX	1'34.271	8	11	1.194 0.057	260.2
22	3 Sergio GARCIA	SPA	MT Helmets - MSI	BOSCOSCURO	1'34.299	2	13	1.222 0.028	258.9
23	7 Barry BALTUS	BEL	RW-Idrofoglia Racing GP	KALEX	1'34.377	12	15	1.300 0.078	257.7
24	11 Alex ESCRIG	SPA	KLINT Forward Factory Team	FORWARD	1'34.419	11	13	1.342 0.042	258.3
25	17 Daniel MUÑOZ	SPA	Preicanos Racing Team	KALEX	1'34.864	4	13	1.787 0.445	256.5
26	43 Xavier ARTIGAS	SPA	KLINT Forward Factory Team	FORWARD	1'34.949	11	14	1.872 0.085	259.6
27	20 Xavi CARDELUS	AND	Fantic Racing	KALEX	1'35.075	11	15	1.998 0.126	260.8
28	34 Mario AJI	INA	IDEMITSU Honda Team Asia	KALEX	1'35.400	6	6	2.323 0.325	258.3

Practice condition: Dry

Air: 29°

Humidity: 75%

Ground: 43°

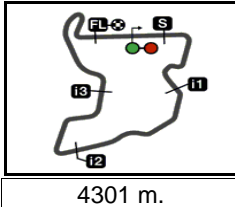
Fastest Lap:	Lap: 11	Aron CANET	1'33.077	166.3 Km/h
Best Race Lap:	2023	Pedro ACOSTA	1'34.420	163.9 Km/h
All-Time Lap Record:	2024	Aron CANET	1'33.077	166.3 Km/h

The results are provisional until the end of the limit for protest and appeals.

Time limit for protest expires 60' after publication of the results - Time:

These data/results cannot be reproduced, stored and/or transmitted in whole or in part by any manner of electronic, mechanical, photocopying, recording, broadcasting or otherwise now known or herein after developed without the previous express consent by the copyright owner, except for reproduction in daily press and regular printed publications on sale to the public within 60 days of the event related to those data/results and always provided that copyright symbol appears together as follows below.

© DORNA, 2024



PERTAMINA GRAND PRIX OF INDONESIA
Practice Nr. 2
Combined Practice Times

11

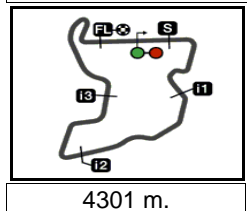
Rider	Nation	Team	MOTORCYCLE	P1	P2	Gap
1 44 A.CANET	SPA	Fantic Racing	KALEX	1'33.747 19	1'33.077 11	
2 14 T.ARBOLINO	ITA	Elf Marc VDS Racing Team	KALEX	1'33.853 16	1'33.275 4	0.198 0.198
3 54 F.ALDEGUER	SPA	Beta Tools SpeedUp	BOSCOSCURO	1'33.887 16	1'33.441 13	0.364 0.166
4 35 S.CHANTRA	THA	IDEMITSU Honda Team Asia	KALEX	1'33.893 19	1'33.598 9	0.521 0.157
5 18 M.GONZALEZ	SPA	QJMOTOR Gresini Moto2	KALEX	1'34.158 18	1'33.629 14	0.552 0.031
6 81 S.AGIUS	AUS	Liqui Moly Husqvarna Intact GP	KALEX	1'34.049 17	1'33.685 14	0.608 0.056
7 79 A.OGURA	JPN	MT Helmets - MSI	BOSCOSCURO	1'33.690 15	1'33.796 5	0.613 0.005
8 13 C.VIETTI	ITA	Red Bull KTM Ajo	KALEX	1'34.944 10	1'33.868 14	0.791 0.178
9 52 J.ALCOBA	SPA	Yamaha VR46 Master Camp Team	KALEX	1'34.848 15	1'33.916 14	0.839 0.048
10 53 D.ÖNCÜ	TUR	Red Bull KTM Ajo	KALEX	1'34.398 12	1'33.923 6	0.846 0.007
11 21 A.LOPEZ	SPA	Beta Tools SpeedUp	BOSCOSCURO	1'34.325 15	1'33.944 12	0.867 0.021
12 16 J.ROBERTS	USA	OnlyFans American Racing Team	KALEX	1'34.277 14	1'33.953 13	0.876 0.009
13 96 J.DIXON	GBR	CFMOTO Inde Aspar Team	KALEX	1'34.049 13	1'33.954 11	0.877 0.001
14 5 J.MASIA	SPA	Preicanos Racing Team	KALEX	1'34.689 12	1'33.974 4	0.897 0.020
15 28 I.GUEVARA	SPA	CFMOTO Inde Aspar Team	KALEX	1'34.343 13	1'33.992 5	0.915 0.018
16 24 M.RAMIREZ	SPA	OnlyFans American Racing Team	KALEX	1'34.454 17	1'34.101 15	1.024 0.109
17 75 A.ARENAS	SPA	QJMOTOR Gresini Moto2	KALEX	1'34.361 12	1'34.114 12	1.037 0.013
18 12 F.SALAC	CZE	Elf Marc VDS Racing Team	KALEX	1'34.408 16	1'34.148 3	1.071 0.034
19 15 D.BINDER	RSA	Liqui Moly Husqvarna Intact GP	KALEX	1'34.255 15	1'34.180 13	1.103 0.032
20 22 A.SASAKI	JPN	Yamaha VR46 Master Camp Team	KALEX	1'34.538 14	1'34.214 6	1.137 0.034
21 84 Z.VD GOORBERG	NED	RW-Idrofoglia Racing GP	KALEX	1'34.620 17	1'34.271 8	1.194 0.057
22 3 S.GARCIA	SPA	MT Helmets - MSI	BOSCOSCURO	1'34.799 16	1'34.299 2	1.222 0.028
23 7 B.BALTUS	BEL	RW-Idrofoglia Racing GP	KALEX	1'34.772 13	1'34.377 12	1.300 0.078
24 11 A.ESCRIG	SPA	KLINT Forward Factory Team	FORWARD	1'35.379 4	1'34.419 11	1.342 0.042
25 17 D.MUÑOZ	SPA	Preicanos Racing Team	KALEX	1'35.575 7	1'34.864 4	1.787 0.445
26 43 X.ARTIGAS	SPA	KLINT Forward Factory Team	FORWARD	1'35.521 14	1'34.949 11	1.872 0.085
27 20 X.CARDELUS	AND	Fantic Racing	KALEX	1'35.522 19	1'35.075 11	1.998 0.126
28 34 M.AJI	INA	IDEMITSU Honda Team Asia	KALEX	1'35.079 16	1'35.400 6	2.002 0.004

Pole Position Record:	2023	Aron CANET	1'34.155	164.4 Km/h
Best Race Lap:	2023	Pedro ACOSTA	1'34.420	163.9 Km/h
All Time Lap Record:	2024	Aron CANET	1'33.077	166.3 Km/h

The results are provisional until the end of the limit for protest and appeals.

Time limit for protest expires 60' after publication of the results - Time:

These data/results cannot be reproduced, stored and/or transmitted in whole or in part by any manner of electronic, mechanical, photocopying, recording, broadcasting or otherwise now known or herein after developed without the previous express consent by the copyright owner, except for reproduction in daily press and regular printed publications on sale to the public within 60 days of the event related to those data/results and always provided that copyright symbol appears together as follows below.
 © DORNA, 2024



PERTAMINA GRAND PRIX OF INDONESIA

Practice Nr. 2

Top Speed & Average

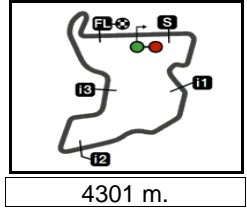
12



Rider	Nation	Motorcycle	Top 5 speeds					Average	Top
35 Somkiat CHANTRA	THA	KALEX	263.4	258.9	258.9	258.9	258.9	259.5	263.4
13 Celestino VIETTI	ITA	KALEX	262.7	260.8	260.8	260.2	260.2	260.7	262.7
5 Jaume MASIA	SPA	KALEX	262.1	260.8	260.8	259.6	259.6	260.6	262.1
22 Ayumu SASAKI	JPN	KALEX	262.1	262.1	261.5	261.5	260.8	261.4	262.1
28 Izan GUEVARA	SPA	KALEX	262.1	260.2	260.2	259.6	258.9	260.0	262.1
96 Jake DIXON	GBR	KALEX	261.5	259.6	258.3	258.3	257.7	258.9	261.5
20 Xavi CARDELUS	AND	KALEX	260.8	259.6	259.6	259.6	259.6	259.8	260.8
79 Ai OGURA	JPN	BOSCOSCURO	260.2	260.2	259.6	259.6	258.9	259.5	260.2
81 Senna AGIUS	AUS	KALEX	260.2	259.6	257.1	256.5	256.5	257.6	260.2
84 Zonta VD GOORBERGH	NED	KALEX	260.2	255.3	255.3	255.3	255.3	256.1	260.2
12 Filip SALAC	CZE	KALEX	259.6	258.9	258.3	258.3	258.3	258.7	259.6
43 Xavier ARTIGAS	SPA	FORWARD	259.6	259.6	258.9	257.7	257.1	258.6	259.6
52 Jeremy ALCOBA	SPA	KALEX	259.6	258.9	258.9	257.7	257.7	258.6	259.6
53 Deniz ÖNCÜ	TUR	KALEX	259.6	259.6	258.9	258.9	258.3	258.8	259.6
3 Sergio GARCIA	SPA	BOSCOSCURO	258.9	258.3	258.3	258.3	256.5	257.8	258.9
14 Tony ARBOLINO	ITA	KALEX	258.9	258.3	257.7	257.7	257.1	257.6	258.9
15 Darryn BINDER	RSA	KALEX	258.9	258.9	258.3	258.3	258.3	258.5	258.9
16 Joe ROBERTS	USA	KALEX	258.9	258.3	257.7	257.1	256.5	257.4	258.9
18 Manuel GONZALEZ	SPA	KALEX	258.9	258.3	258.3	257.7	257.1	257.8	258.9
21 Alonso LOPEZ	SPA	BOSCOSCURO	258.9	258.9	258.3	258.3	257.7	258.2	258.9
11 Alex ESCRIG	SPA	FORWARD	258.3	257.7	256.5	255.9	255.9	256.9	258.3
24 Marcos RAMIREZ	SPA	KALEX	258.3	258.3	258.3	257.7	257.7	258.1	258.3
34 Mario AJI	INA	KALEX	258.3	257.1	257.1	256.5	253.5	256.5	258.3
44 Aron CANET	SPA	KALEX	258.3	257.7	257.7	257.1	257.1	257.6	258.3
7 Barry BALTUS	BEL	KALEX	257.7	256.5	255.9	255.3	255.3	256.0	257.7
75 Albert ARENAS	SPA	KALEX	257.7	257.1	257.1	256.5	256.5	256.8	257.7
54 Fermin ALDEGUER	SPA	BOSCOSCURO	257.1	257.1	257.1	256.5	256.5	256.8	257.1
17 Daniel MUÑOZ	SPA	KALEX	256.5	256.5	256.5	256.5	256.5	256.5	256.5

These data/results cannot be reproduced, stored and/or transmitted in whole or in part by any manner of electronic, mechanical, photocopying, recording, broadcasting or otherwise now known or herein after developed without the previous express consent by the copyright owner, except for reproduction in daily press and regular printed publications on sale to the public within 60 days of the event related to those data/results and always provided that copyright symbol appears together as follows below.

© DORNA, 2024



PERTAMINA GRAND PRIX OF INDONESIA
Practice Nr. 2
Chronological Analysis of Performances

13

* Lap / Sector time cancelled T1 Time from finish line to 1st intermediate T3 Time from 2nd intermed. to 3rd intermed.
P Crossing the finish line in pit lane T2 Time from 1st intermed. to 2nd intermed. T4 Time from 3rd intermediate to finish line

Lap	Lap Time	T1	T2	T3	T4	Speed	Lap	Lap Time	T1	T2	T3	T4	Speed							
1st 44 Aron CANET Fantic Racing SPA Runs=2 Total laps=13 Full laps=10 Valid laps=9							12	1'39.606	26.680	18.994	23.508	30.424	256.5	13	1'33.441	26.581	18.796	19.176	28.888	257.1
1	3'09.137	29.235	37.988	19.883	29.587		1	2'32.756	39.687	22.304	22.472	29.562								
2	1'34.732	27.243	19.495	19.060	28.934	250.0	2	1'35.390	27.125	19.361	19.652	29.252	258.9							
3	1'35.866	26.853	19.081	19.034	30.898	255.3	3	1'34.648	26.785	19.172	19.356	29.335	258.9							
4	1'41.913 *	33.24*	20.088	19.256	29.322	256.5	4	1'43.655 *	28.03*	23.283	22.874	29.464	258.3							
5	1'33.600	26.642	18.964	19.150	28.844	257.1	5	1'34.143	26.760	19.142	19.368	28.873	263.4							
6	1'34.371	26.902	19.028	19.629	28.812	257.7	6	1'33.762	26.550	19.164	19.322	28.726	258.9							
7	1'33.873	26.793	19.018	19.134	28.928	254.1	7	1'35.371 *	26.50*	20.089	19.756	29.019	258.9							
8	1'33.553	26.683	18.967	19.101	28.802	255.3	8	1'34.085	26.657	19.248	19.377	28.803	258.9							
9	1'47.321 P	31.405	20.968	20.525	34.423	252.9	9	1'33.598	26.525	18.961	19.355	28.757	258.3							
10	9'14.348	27.670	19.218	19.126	28.823		10	1'35.729 P	27.308	19.728	19.766	28.927	257.7							
11	1'33.077	26.548	18.695	19.035	28.799	257.1	11	7'32.184	29.503	20.137	19.922	29.567								
12	1'33.327	26.534	18.920	19.091	28.782	257.7	12	1'34.604	26.888	19.351	19.409	28.956	256.5							
13	1'51.841	40.712	20.112	20.056	30.961	258.3	13	1'36.574 *	28.248	19.613	19.553	29.160*	258.3							
2nd 14 Tony ARBOLINO Elf Marc VDS Racing ITA Runs=2 Total laps=14 Full laps=11 Valid laps=10							14	1'34.205	26.628	19.165	19.309	29.103	258.9	15	1'34.012	26.642	19.126	19.330	28.914	257.7
1	1'37.283	25.972	20.190	19.648	29.309		5th 18 Manuel GONZALEZ QJMOTOR Gresini Mo SPA Runs=2 Total laps=14 Full laps=11 Valid laps=11													
2	1'34.352	26.893	19.298	19.359	28.802	255.9	1	1'58.993	25.886	20.187	19.729	30.985								
3	1'33.647	26.659	19.093	19.217	28.678	256.5	2	1'34.766	26.866	19.475	19.360	29.065	255.9							
4	1'33.275	26.562	18.896	19.149	28.668	257.1	3	1'33.826	26.727	19.072	19.084	28.943	255.3							
5	1'36.776 *	27.68*	19.460	19.401	30.230	256.5	4	1'33.830	26.742	18.980	19.214	28.894	257.1							
6	1'42.438	33.190	20.652	19.486	29.110	255.9	5	1'33.836	26.746	19.038	19.219	28.833	256.5							
7	1'33.699	26.669	19.085	19.265	28.680	257.1	6	1'40.734	27.474	22.149	20.604	30.507	254.7							
8	1'34.433	26.813	19.044	19.390	29.186	257.7	7	1'33.674	26.728	18.934	19.234	28.778	257.1							
9	1'38.893 P	28.855	20.842	19.749	29.447	257.1	8	1'35.291 P	26.763	19.563	19.755	29.210	257.1							
10	9'28.033	25.052	19.437	19.419	29.741		9	10'16.715	33.936	20.782	20.460	30.281								
11	1'33.423	26.634	18.966	19.185	28.638	257.7	10	1'45.981	26.815	19.245	19.414	40.507	256.5							
12	1'33.300	26.538	18.912	19.188	28.662	258.9	11	1'34.185	26.787	19.117	19.334	28.947	258.9							
13	1'33.936	26.710	19.184	19.301	28.741	257.1	12	1'35.815	26.783	19.019	19.267	30.746	258.3							
14	1'33.793	26.727	19.074	19.260	28.732	258.3	13	1'38.028	26.748	19.116	22.182	29.982	257.7							
3rd 54 Fermin ALDEGUER Beta Tools SpeedUp SPA Runs=2 Total laps=13 Full laps=10 Valid laps=6							14	1'33.629	26.622	18.950	19.127	28.930	258.3							
1	3'02.250	26.500	20.830	19.955	29.631		6th 81 Senna AGIUS Liqui Moly Husqvarna AUS Runs=2 Total laps=14 Full laps=11 Valid laps=7													
2	1'34.173	26.932	19.186	19.248	28.807	255.9	1	2'33.104	25.873	20.703	21.735	29.769								
3	1'33.926	26.776	19.131	19.175	28.844	256.5	2	1'36.096 *	27.092	19.780*	19.644	29.580	259.6							
4	1'34.453 *	26.65*	19.006	19.288	29.501	256.5	3	1'34.487	26.806	19.323	19.322	29.036	260.2							
5	1'33.646	26.661	18.952	19.252	28.781	255.9	4	1'37.627 *	27.23*	20.039	21.282	29.072	257.1							
6	1'37.355 *	26.669	20.369*	20.755	29.562	256.5	5	1'34.202	26.727	19.313	19.278	28.884	255.3							
7	1'33.812 *	26.65*	19.100	19.228	28.833	255.3	6	1'34.057	26.822	19.180	19.139	28.916	254.7							
8	1'39.233 P	26.611	19.026	22.264	31.332	255.9														
9	9'59.280	24.979	19.725	20.949	29.368															
10	1'33.822	26.807	19.005	19.216	28.794	257.1														
11	1'33.476 *	26.624	18.910	19.163	28.779*	257.1														

Fastest Lap: Aron CANET Fantic Racing SPA 1'33.077 26.548 18.695 19.035 28.799

These data/results cannot be reproduced, stored and/or transmitted in whole or in part by any manner of electronic, mechanical, photocopying, recording, broadcasting or otherwise now known or herein after developed without the previous express consent by the copyright owner, except for reproduction in daily press and regular printed publications on sale to the public within 60 days of the event related to those data/results and always provided that copyright symbol appears together as follows below.
© DORNA, 2024

Practice Nr. 2

Moto2

Lap	Lap Time	T1	T2	T3	T4	Speed	Lap	Lap Time	T1	T2	T3	T4	Speed
7	1'34.056 *	26.61*	19.134	19.263	29.043	255.9	11	1'34.042	26.741	19.150	19.193	28.958	257.7
8	1'35.365 P	27.953	19.642	19.570	28.200	256.5	12	1'34.015	26.620	19.143	19.263	28.989	257.1
9	9'50.575	29.441	24.440	21.976	28.983		13	1'34.022	26.629	19.232	19.222	28.939	255.9
10	1'33.809 *	26.537	19.204*	19.208	28.860	254.1	14	1'33.916	26.678	19.129	19.237	28.872	256.5
11	1'33.956	26.770	19.268	19.249	28.669	256.5	10th 53 Deniz ÖNCÜ Red Bull KTM Ajo TUR						
12	1'41.345	27.186	25.598	19.425	29.136	256.5	Runs=2 Total laps=14 Full laps=11 Valid laps=7						
13	1'34.458	26.545	19.202	19.640	29.071	256.5	1	2'06.074	26.305	20.440	19.547	29.655	
14	1'33.685	26.598	19.156	19.293	28.638	255.9	2	1'34.910	27.046	19.102	19.805	28.957	256.5
7th 79 Ai OGURA MT Helmets - MSI JPN							3	1'34.166	27.002	18.964	19.333	28.867	258.9
Runs=2 Total laps=15 Full laps=12 Valid laps=9							4	1'38.670	26.858	22.546	19.425	29.841	258.3
1	2'32.469	35.681	20.826	20.995	30.058		5	1'39.153	26.624	20.842	19.931	31.756	258.9
2	1'35.377	27.235	19.351	19.499	29.292	258.9	6	1'33.923	26.755	19.050	19.219	28.899	258.3
3	1'34.661	26.894	19.058	19.495	29.214	257.7	7	1'34.886	26.701	19.540	19.725	28.920	259.6
4	1'43.345 *	27.58*	22.577	23.674	29.508	257.7	8	1'33.977 *	26.730	19.185*	19.211	28.851	257.7
5	1'33.796	26.631	18.894	19.327	28.944	260.2	9	1'41.235 P	28.165	21.840*	20.426	30.804	257.7
6	1'33.915	26.714	18.856	19.386	28.959	259.6	10	8'56.761	25.855	20.365	20.075	33.961	
7	1'35.520 *	26.90*	19.725	19.533	29.357	258.9	11	1'40.041 *	29.839	21.684*	19.600	28.918	259.6
8	1'34.205	26.732	19.079	19.345	29.049	258.3	12	1'40.417 *	26.772	19.328*	19.492	34.825	258.3
9	1'33.858	26.660	19.064	19.269	28.865	258.3	13	1'35.823 *	26.769	20.657*	19.594	28.803	257.7
10	1'39.598 P	27.815	19.692	20.380	31.711	258.9	14	1'34.196	26.698	19.058	19.425	29.015	257.7
11	6'52.885	26.838	20.393	20.076	30.384		11th 21 Alonso LOPEZ Beta Tools SpeedUp SPA						
12	1'33.919	26.798	18.906	19.280	28.935	258.3	Runs=2 Total laps=15 Full laps=12 Valid laps=9						
13	1'34.070 *	26.690	18.939*	19.286	29.155	259.6	1	1'38.678	26.171	19.900	19.647	29.059	
14	1'34.032	26.862	18.900	19.238	29.032	256.5	2	1'34.636	27.015	19.247	19.345	29.029	258.9
15	1'40.127	31.602	19.631	19.599	29.295	260.2	3	1'35.843	27.041	19.062	19.441	30.299	254.7
8th 13 Celestino VIETTI Red Bull KTM Ajo ITA							4	1'34.238	26.945	19.009	19.334	28.950	257.1
Runs=2 Total laps=14 Full laps=11 Valid laps=7							5	1'35.644 *	27.22*	19.307	19.591	29.519	257.7
1	2'30.076	29.460	20.704	22.039	41.536		6	1'36.869 *	26.782	18.922*	19.423	31.742	255.3
2	1'40.941	27.298	21.946	22.434	29.263	256.5	7	1'34.713	26.870	18.915	19.883	29.045	258.3
3	1'36.533 *	26.842	19.429*	19.348	30.914	260.2	8	1'36.073	26.833	19.133	19.540	30.567	257.7
4	1'39.345 *	26.92*	19.210	19.360	33.855	258.9	9	1'36.994 P	27.034	19.094*	20.851	30.015	257.7
5	1'34.541	26.686	19.113	19.682	29.060	262.7	10	8'12.730	27.249	20.118	19.745	29.572	
6	1'34.229	26.801	19.137	19.254	29.037	258.9	11	1'35.420	26.828	18.994	19.286	30.312	254.7
7	1'34.673 *	26.70*	19.310	19.351	29.312	260.2	12	1'33.944	26.790	18.874	19.359	28.921	258.9
8	1'34.496	26.762	19.303	19.344	29.087	259.6	13	1'33.750 *	26.710	18.947	19.291	28.802*	258.3
9	1'45.491 P	29.698	21.512	20.866	33.415	258.9	14	1'35.990	26.727	18.913	19.315	31.035	257.7
10	8'19.518	26.189	20.410	19.976	30.336		15	1'34.093	26.794	18.842	19.354	29.103	254.7
11	1'34.007	26.781	19.099	19.325	28.802	260.2	12th 16 Joe ROBERTS OnlyFans American R USA						
12	1'33.965	26.726	19.082	19.258	28.899	260.8	Runs=2 Total laps=13 Full laps=10 Valid laps=7						
13	1'36.539 *	26.773	19.182*	21.424	29.160	260.8	1	2'35.062	33.300	27.675	22.685	30.249	
14	1'33.868	26.629	19.133	19.350	28.756	260.2	2	1'34.805 *	27.005	19.471*	19.431	28.898	254.1
9th 52 Jeremy ALCOBA Yamaha VR46 Master SPA							3	1'34.191	26.726	19.100	19.362	29.003	257.1
Runs=2 Total laps=14 Full laps=11 Valid laps=9							4	1'40.139 *	30.81*	20.407	19.667	29.253	258.9
1	2'33.490	34.038	22.352	22.466	30.060		5	1'34.162	26.775	19.239	19.287	28.861	254.7
2	1'35.539	27.347	19.541	19.512	29.139	259.6	6	1'34.260	26.758	19.304	19.252	28.946	255.9
3	1'34.864	26.849	19.284	19.306	29.425	256.5	7	1'41.826 P	30.57*	21.087	20.572	29.592	256.5
4	1'42.301 *	27.26*	21.212	21.027	32.802	258.9	8	11'19.965	32.942	20.900	22.364	29.717	
5	1'34.558	26.769	19.257	19.338	29.194	257.1	9	1'34.133	26.780	19.208	19.218	28.927	256.5
6	1'34.169	26.750	19.155	19.234	29.030	258.9	10	1'33.967	26.780	19.111	19.190	28.886	257.7
7	1'35.779 *	26.74*	19.467	19.813	29.751	257.1	11	1'34.032 *	26.719	19.116*	19.269	28.928	256.5
8	1'34.381	26.732	19.244	19.280	29.125	257.7	12	1'37.020	28.484	19.290	19.857	29.389	255.3
9	1'36.735 P	26.967	19.475	19.903	30.390	255.3	13	1'33.953	26.752	19.169	19.245	28.787	258.3
10	8'31.228	26.600	19.544	21.229	30.570								

Fastest Lap: Aron CANET Fantic Racing SPA 1'33.077 26.548 18.695 19.035 28.799

These data/results cannot be reproduced, stored and/or transmitted in whole or in part by any manner of electronic, mechanical, photocopying, recording, broadcasting or otherwise now known or herein after developed without the previous express consent by the copyright owner, except for reproduction in daily press and regular printed publications on sale to the public within 60 days of the event related to those data/results and always provided that copyright symbol appears together as follows below.
© DORNA, 2024

Practice Nr. 2

Moto2

Lap	Lap Time	T1	T2	T3	T4	Speed	Lap	Lap Time	T1	T2	T3	T4	Speed	
13th	96	Jake DIXON CFMOTO Inde Aspar GBR						8	1'42.180 P	27.308	24.826*	20.281	29.765	258.3
		Runs=2	Total laps=13	Full laps=10	Valid laps=5		9	7'10.541	26.883	21.161	20.432	29.933		
1	2'33.264	25.117	19.867	20.725	29.652		10	1'34.602	26.862	19.602	19.330	28.808	256.5	
2	1'35.238 *	27.147	19.532*	19.456	29.103	259.6	11	1'34.135	26.718	19.217	19.350	28.850	257.1	
3	1'37.731	26.885	19.189	19.358	32.299	261.5	12	1'39.494	29.276	20.990	20.226	29.002	257.1	
4	1'34.210 *	26.73*	19.198	19.382	28.897	258.3	13	1'40.286 *	26.799	19.181	19.315	34.991*	258.3	
5	1'34.281	26.716	19.232	19.399	28.934	255.9	14	1'37.704 *	28.379	20.229*	19.563	29.533	257.7	
6	1'34.401	26.767	19.206	19.332	29.096	257.1	15	1'34.101	26.641	19.234	19.324	28.902	258.3	
7	1'34.232 *	26.67*	19.042	19.409	29.103	256.5								
8	1'34.103	26.707	19.133	19.281	28.982	255.9	17th	75	Albert ARENAS QJMOTOR Gresini Mo SPA					
9	1'34.731 P	26.691	19.243	19.484	29.313	256.5			Runs=2	Total laps=15	Full laps=12	Valid laps=10		
10	8'58.830	25.460	19.595	20.048	30.615		1	2'07.953	25.968	20.635	20.125	29.606		
11	1'33.954	26.639	19.086	19.335	28.894	257.7	2	1'34.788	26.914	19.502	19.422	28.950	255.3	
12	1'42.924 *	26.530	19.233	23.128	34.033*	257.7	3	1'34.413	26.768	19.322	19.281	29.042	256.5	
13	1'35.527 *	26.680	19.905*	19.787	29.155	257.1	4	1'37.246	26.730	19.310	21.482	29.724	257.1	
unfinished	26.668	19.201	19.213	258.3			5	1'39.182 *	26.713	21.253*	20.369	30.847	256.5	
							6	1'34.492 *	26.626	19.309*	19.446	29.111	255.3	
14th	5	Jaume MASIA Preicanos Racing Tea SPA						7	1'34.634	26.694	19.453	19.346	29.141	255.9
		Runs=2	Total laps=13	Full laps=10	Valid laps=8		8	1'34.354	26.725	19.328	19.388	28.913	255.3	
1	2'00.913 *	26.899	19.772*	20.052	30.311		9	1'40.542 P	29.449	21.015*	20.267	29.811	254.1	
2	1'34.818	26.998	19.314	19.345	29.161	257.1	10	8'34.754	51.431	21.734	22.464	30.707		
3	1'34.517	27.076	19.251	19.209	28.981	259.6	11	1'34.253	26.772	19.253	19.299	28.929	256.5	
4	1'33.974	26.541	19.218	19.336	28.879	260.8	12	1'34.114	26.741	19.224	19.267	28.882	257.1	
5	1'34.343 *	26.676	19.270*	19.351	29.046	258.9	13	1'38.939	26.674	19.168	19.285	33.812	256.5	
6	1'34.479	26.845	19.278	19.303	29.053	258.9	14	1'34.162	26.688	19.002	19.413	29.059	257.7	
7	1'34.448	26.706	19.244	19.329	29.169	258.9	15	1'37.016	26.780	19.033	19.955	31.248	255.9	
8	1'43.380 P	30.581	21.268	20.563	30.968	257.1								
9	10'39.273	26.482	20.487	20.227	30.539		18th	12	Filip SALAC Elf Marc VDS Racing CZE					
10	1'33.938 *	26.844	19.062*	19.263	28.769	260.8			Runs=2	Total laps=9	Full laps=6	Valid laps=6		
11	1'38.287	28.786	19.654	20.299	29.548	262.1	1	1'59.910	26.221	20.393	26.477	38.344		
12	1'34.341	26.684	19.157	19.283	29.217	258.9	2	1'35.500	26.984	19.595	19.760	29.161	255.3	
13	1'46.308	33.102	21.410	20.556	31.240	259.6	3	1'34.148	26.582	19.571	19.202	28.793	257.1	
							4	4'49.357 P			20.681	29.572	258.9	
15th	28	Izan GUEVARA CFMOTO Inde Aspar SPA						5	13'23.908	26.028	20.274	20.146	30.720	
		Runs=2	Total laps=11	Full laps=8	Valid laps=5		6	1'46.951	26.736	19.389	19.292	41.534	258.3	
1	3'02.549	25.957	20.929	19.945	29.747		7	1'43.022	26.744	19.254	19.350	37.674	259.6	
2	1'34.369	26.750	19.389	19.297	28.933	258.9	8	1'34.199	26.707	19.316	19.208	28.968	258.3	
3	1'34.091	26.767	19.126	19.299	28.899	259.6	9	1'34.488	26.808	19.264	19.333	29.083	258.3	
4	1'34.055 *	26.73*	19.221	19.251	28.848	257.7								
5	1'33.992	26.757	19.177	19.261	28.797	258.3	19th	15	Darryn BINDER Liqui Moly Husqvarna RSA					
6	1'35.034 P	26.658	19.309*	19.554	29.513	258.3			Runs=2	Total laps=14	Full laps=11	Valid laps=7		
7	13'14.326	24.488	19.648	20.945	29.512		1	2'24.281	30.613	20.854	23.090	34.055		
8	1'38.758	26.713	19.102	19.189	33.754	260.2	2	1'35.345	26.926	19.490	19.612	29.317	257.1	
9	1'34.524 *	26.876	19.272	19.402	28.974*	260.2	3	1'34.279	26.912	19.240	19.309	28.818	254.1	
10	1'33.997	26.771	19.136	19.237	28.853	258.9	4	1'41.848 *	26.74*	19.383	20.015	35.704	258.9	
11	1'37.562 *	26.857	20.251*	20.251	30.203	262.1	5	1'34.614	26.795	19.602	19.388	28.829	257.1	
							6	1'39.654	26.832	19.534	19.489	33.799	256.5	
16th	24	Marcos RAMIREZ OnlyFans American R SPA						7	1'34.482 *	26.79*	19.255	19.428	29.003	258.9
		Runs=2	Total laps=15	Full laps=12	Valid laps=8		8	1'35.220 P	26.854	19.805	19.915	28.646	258.3	
1	2'23.402	28.233	21.437	22.766	34.509		9	9'50.907 *	36.446	22.557	21.579	31.302*		
2	1'35.403	26.971	19.380	20.038	29.014	256.5	10	1'34.265 *	26.845	19.270*	19.293	28.857	255.3	
3	1'34.276	26.808	19.227	19.332	28.909	255.9	11	1'34.263	26.717	19.374	19.248	28.924	256.5	
4	1'41.242 *	26.81*	20.808	20.390	33.229	256.5	12	1'39.957 *	26.683	24.175*	19.931	29.168	257.1	
5	1'34.157	26.755	19.187	19.393	28.822	257.1	13	1'34.180	26.658	19.174	19.341	29.007	258.3	
6	1'38.330	26.937	22.602	19.422	29.369	256.5	14	1'34.730	26.734	19.184	19.785	29.027	258.3	
7	1'38.751 *	27.01*	19.943	22.755	29.038	257.7								

Fastest Lap: Aron CANET Fantic Racing SPA **1'33.077** 26.548 18.695 19.035 28.799

These data/results cannot be reproduced, stored and/or transmitted in whole or in part by any manner of electronic, mechanical, photocopying, recording, broadcasting or otherwise now known or herein after developed without the previous express consent by the copyright owner, except for reproduction in daily press and regular printed publications on sale to the public within 60 days of the event related to those data/results and always provided that copyright symbol appears together as follows below.
© DORNA, 2024

Practice Nr. 2

Moto2

Lap	Lap Time	T1	T2	T3	T4	Speed	Lap	Lap Time	T1	T2	T3	T4	Speed
20th	22	Ayumu SASAKI Yamaha VR46 Master JPN					11	1'45.980	26.852	19.035	19.800	40.293	255.3
		Runs=2	Total laps=10	Full laps=6	Valid laps=5		12	1'34.377	26.846	19.160	19.410	28.961	255.9
1	2'30.560	31.366	21.216	20.632	44.796		13	1'34.399 *	27.003	19.086*	19.346	28.964	252.9
2	1'37.826	27.034	20.241	19.901	30.650	257.1	14	1'39.037 *	27.090	19.483*	21.972	30.492	254.1
3	1'34.511	26.836	19.184	19.284	29.207	260.8	15	1'35.083	26.984	19.151	19.785	29.163	257.7
4	1'43.792 *	28.09*	21.119	20.666	33.917	260.8							
5	1'34.283	26.714	19.155	19.329	29.085	262.1	24th	11	Alex ESCRIG KLINT Forward Factor SPA				
6	1'34.214	26.792	19.080	19.310	29.032	261.5			Runs=2	Total laps=13	Full laps=10	Valid laps=8	
7	1'40.473 P	27.54*	21.213	20.752	30.966	261.5	1	1'41.682	28.381	20.604	19.898	29.834	
8	11'34.331	25.852	20.534	20.330	32.743		2	1'35.733	27.171	19.879	19.549	29.134	254.7
9	1'37.339	26.820	19.040	20.610	30.869	260.8	3	1'36.991	27.359	19.349	19.589	30.694	255.9
10	2'39.087 P	26.649	19.143	19.392	1'33.903	262.1	4	1'35.093	27.088	19.320	19.481	29.204	255.3
							5	1'36.050	27.019	19.727	19.636	29.668	255.9
21st	84	Zonta VD GOORBE RW-Idrofoglia Racing NED					6	1'38.998	26.985	23.154	19.493	29.366	253.5
		Runs=2	Total laps=11	Full laps=8	Valid laps=9		7	1'39.566 P	26.899	19.314*	20.872	32.481	255.3
1	1'41.923 *	26.104	20.559*	19.999	29.232		8	10'19.406	28.099	20.344	20.131	29.924	
2	1'35.130	27.031	19.714	19.358	29.027	260.2	9	1'40.617	27.226	20.813	20.405	32.173	254.7
	unfinished	30.025				252.9	10	1'35.771	26.909	19.151	19.365	30.346	257.7
3	1'36.588	27.177	19.950	19.857	29.604		11	1'34.419	26.837	19.101	19.317	29.164	255.3
4	1'34.743	26.955	19.323	19.358	29.107	254.1	12	1'45.660 *	26.898	19.473*	29.857	29.432	256.5
5	1'34.289	26.770	19.220	19.297	29.002	255.3	13	1'42.703 *	26.924	22.459*	23.876	29.444	258.3
6	1'38.252	26.813	19.259	21.226	30.954	254.1							
7	1'37.815	26.733	20.148	21.027	29.907	255.3	25th	17	Daniel MUÑOZ Preicanos Racing Tea SPA				
8	1'34.271	26.757	19.320	19.286	28.908	255.3			Runs=2	Total laps=13	Full laps=10	Valid laps=4	
9	1'41.112 *	29.805	20.228	21.164	29.915*	255.3	1	1'39.325	31.994	19.943	19.943	29.525	
10	1'38.819	28.095	19.375	21.150	30.199	255.3	2	1'35.833 *	27.304	19.405*	19.710	29.414	256.5
11	1'34.087 *	26.658	19.201	19.281	28.947*	254.7	3	1'34.903	27.104	19.140	19.458	29.201	255.3
							4	1'34.864	27.069	19.189	19.442	29.164	256.5
22nd	3	Sergio GARCIA MT Helmets - MSI SPA					5	1'34.985 *	26.89*	19.095	19.629	29.362	256.5
		Runs=2	Total laps=13	Full laps=10	Valid laps=10		6	1'35.086 *	27.079	19.192*	19.430	29.385	254.7
1	2'00.627	29.227	20.033	19.555	32.311		7	1'35.362 *	26.994	19.221*	19.738	29.409	255.3
2	1'34.299	26.859	19.039	19.418	28.983	258.3	8	1'36.420 P	26.956	20.383*	19.710	29.371	255.3
3	1'34.339	26.748	19.430	19.182	28.979	255.9	9	11'03.705	26.360	20.335	20.130	30.519	
4	1'34.378	26.719	19.347	19.340	28.972	256.5	10	1'34.877 *	27.091	19.182*	19.568	29.036	256.5
5	1'34.474	26.705	19.279	19.445	29.045	255.3	11	1'37.499	26.918	19.073	21.913	29.595	256.5
6	1'34.499	26.780	19.188	19.347	29.184	255.3	12	1'34.644 *	26.970	19.017*	19.441	29.216	256.5
7	1'38.335	27.004	19.273	22.656	29.402	255.3	13	1'35.025	27.003	19.253	19.455	29.314	256.5
8	1'34.821 P	26.800	19.157	19.281	29.583	255.9							
9	10'16.134	40.112	19.870	22.097	30.352		26th	43	Xavier ARTIGAS KLINT Forward Factor SPA				
10	1'47.374	26.755	19.229	19.361	42.029	258.9			Runs=2	Total laps=14	Full laps=11	Valid laps=9	
11	1'43.016	26.797	19.263	20.195	36.761	258.3	1	1'40.399 *	26.086	20.343*	19.875	29.833	
12	1'34.410	26.702	19.316	19.347	29.045	258.3	2	1'37.326 *	27.129	19.745*	20.039	30.413	256.5
13	1'34.600	26.870	19.232	19.402	29.096	256.5	3	1'35.816	27.238	19.500	19.655	29.423	258.9
							4	1'35.511	26.990	19.535	19.636	29.350	256.5
23rd	7	Barry BALTUS RW-Idrofoglia Racing BEL					5	1'37.626	27.123	19.843	20.471	30.189	257.1
		Runs=2	Total laps=15	Full laps=12	Valid laps=8		6	1'35.737	27.019	19.763	19.616	29.339	256.5
1	1'38.375	26.878	20.012	19.617	29.231		7	1'35.237	26.980	19.477	19.598	29.182	254.7
2	1'35.082	27.208	19.399	19.477	28.998	251.7	8	1'38.508 P	27.862	20.393	20.241	30.012	254.7
3	1'34.704	27.039	19.170	19.474	29.021	253.5	9	10'27.241	54.371	20.468	19.777	30.822	
4	1'35.099	27.105	19.470	19.460	29.064	250.0	10	1'35.166	26.847	19.541	19.386	29.392	257.7
5	1'35.912 *	27.48*	19.578	19.499	29.352	251.7	11	1'34.949	26.853	19.399	19.473	29.224	256.5
6	1'34.515 *	26.874	19.050*	19.505	29.086	255.3	12	1'47.040 *	27.306	20.031*	27.731	31.972	254.7
7	1'37.187	26.878	19.324	19.798	31.187	252.3	13	1'35.781	27.131	19.387	19.825	29.438	259.6
8	1'35.201	26.980	19.247	19.758	29.216	256.5	14	1'35.539	26.817	19.392	19.729	29.601	259.6
9	1'36.628 P	26.966	19.898*	20.122	29.642	255.3							
10	8'59.370	31.801	20.797	20.659	30.389								

Fastest Lap: Aron CANET Fantic Racing SPA **1'33.077** 26.548 18.695 19.035 28.799

These data/results cannot be reproduced, stored and/or transmitted in whole or in part by any manner of electronic, mechanical, photocopying, recording, broadcasting or otherwise now known or herein after developed without the previous express consent by the copyright owner, except for reproduction in daily press and regular printed publications on sale to the public within 60 days of the event related to those data/results and always provided that copyright symbol appears together as follows below.
© DORNA, 2024

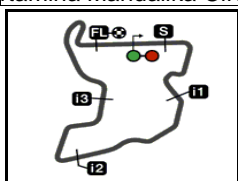
Practice Nr. 2

Moto2

Lap	Lap Time	T1	T2	T3	T4	Speed	Lap	Lap Time	T1	T2	T3	T4	Speed
27th	20	Xavi CARDELUS		Fantic Racing		AND							
		Runs=2	Total laps=15	Full laps=12	Valid laps=11								
1	2'01.443	25.382	20.445	19.901	42.956								
2	1'35.765	27.235	19.657	19.446	29.427	258.9							
3	1'38.967	27.096	19.518	19.467	32.886	257.1							
4	1'35.713	27.115	19.503	19.558	29.537	259.6							
5	1'39.228	30.150	20.061	19.542	29.475	255.9							
6	1'35.356	27.165	19.539	19.420	<u>29.232</u>	257.1							
7	1'40.456 *	27.014	21.004*	19.769	32.669*	257.7							
8	1'35.580	27.158	19.605	19.417	29.400	256.5							
9	1'39.696 P	27.599	<u>20.646*</u>	20.162	31.289	255.9							
10	8'20.142	38.536	20.828	20.624	30.461								
11	<u>1'35.075</u>	26.973	<u>19.423</u>	<u>19.352</u>	29.327	259.6							
12	1'40.561	27.003	19.525	19.374	34.659	257.1							
13	1'41.943	27.043	20.426	20.972	33.502	259.6							
14	1'37.299	28.664	19.666	19.464	29.505	<u>260.8</u>							
15	1'35.321	<u>26.870</u>	19.530	19.486	29.435	259.6							
28th	34	Mario AJI		IDEMITSU Honda Tea		INA							
		Runs=1	Total laps=6	Full laps=5	Valid laps=5								
1	2'00.053	26.944	19.988	19.666	31.240								
2	1'35.554	27.061	19.584	19.619	<u>29.290</u>	257.1							
3	1'39.925	27.675	<u>19.445</u>	19.831	32.974	<u>258.3</u>							
4	1'39.048	27.162	19.862	20.124	31.900	256.5							
5	1'35.452	<u>26.877</u>	19.570	19.521	29.484	257.1							
6	<u>1'35.400</u>	27.035	19.560	<u>19.461</u>	29.344	253.5							

Fastest Lap: Aron CANET Fantic Racing SPA **1'33.077** 26.548 18.695 19.035 28.799

These data/results cannot be reproduced, stored and/or transmitted in whole or in part by any manner of electronic, mechanical, photocopying, recording, broadcasting or otherwise now known or herein after developed without the previous express consent by the copyright owner, except for reproduction in daily press and regular printed publications on sale to the public within 60 days of the event related to those data/results and always provided that copyright symbol appears together as follows below.
© DORNA, 2024



4301 m.

PERTAMINA GRAND PRIX OF INDONESIA

Practice Nr. 2

Best Partial Times


IT Ideal Lap Time, sum of the best partial times

BT Best Lap Time

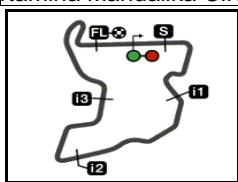
T1		T2		T3		T4				IT		BT	
Pos	Rider	Time	Rider	Time	Rider	Time	Rider	Time	Pos	Rider	IT	BT	
1	S.CHANTRA	26.525	A.CANET	18.695	A.CANET	19.034	T.ARBOLINO	28.638	1	A.CANET	1'33.045	1'33.077	(1)
2	J.DIXON	26.530	F.ALDEGUER	18.796	M.GONZALEZ	19.084	S.AGIUS	28.638	2	T.ARBOLINO	1'33.221	1'33.275	(2)
3	A.CANET	26.534	A.LOPEZ	18.842	S.AGIUS	19.139	S.CHANTRA	28.726	3	F.ALDEGUER	1'33.321	1'33.441	(3)
4	S.AGIUS	26.537	A.OGURA	18.856	T.ARBOLINO	19.149	C.VIETTI	28.756	4	M.GONZALEZ	1'33.418	1'33.629	(5)
5	T.ARBOLINO	26.538	T.ARBOLINO	18.896	F.ALDEGUER	19.163	J.MASIA	28.769	5	S.AGIUS	1'33.448	1'33.685	(6)
6	J.MASIA	26.541	M.GONZALEZ	18.934	S.GARCIA	19.182	M.GONZALEZ	28.778	6	S.CHANTRA	1'33.521	1'33.598	(4)
7	F.ALDEGUER	26.581	S.CHANTRA	18.961	I.GUEVARA	19.189	F.ALDEGUER	28.781	7	A.OGURA	1'33.590	1'33.796	(7)
8	F.SALAC	26.582	D.ÖNCÜ	18.964	J.ROBERTS	19.190	A.CANET	28.782	8	D.ÖNCÜ	1'33.602	1'33.923	(10)
9	J.ALCOBA	26.620	A.ARENAS	19.002	J.ALCOBA	19.193	J.ROBERTS	28.787	9	J.MASIA	1'33.676	1'33.974	(14)
10	M.GONZALEZ	26.622	B.BALTUS	19.035	F.SALAC	19.202	F.SALAC	28.793	10	J.DIXON	1'33.679	1'33.954	(13)
11	D.ÖNCÜ	26.624	S.GARCIA	19.039	J.MASIA	19.209	I.GUEVARA	28.797	11	C.VIETTI	1'33.721	1'33.868	(8)
12	A.ARENAS	26.626	A.SASAKI	19.040	D.ÖNCÜ	19.211	D.ÖNCÜ	28.803	12	I.GUEVARA	1'33.746	1'33.992	(15)
13	C.VIETTI	26.629	J.DIXON	19.042	J.DIXON	19.213	M.RAMIREZ	28.808	13	A.LOPEZ	1'33.759	1'33.944	(11)
14	A.OGURA	26.631	D.MUÑOZ	19.073	A.OGURA	19.238	D.BINDER	28.818	14	A.ARENAS	1'33.777	1'34.114	(17)
15	M.RAMIREZ	26.641	C.VIETTI	19.082	D.BINDER	19.248	A.OGURA	28.865	15	J.ROBERTS	1'33.796	1'33.953	(12)
16	A.SASAKI	26.649	J.ROBERTS	19.100	C.VIETTI	19.254	J.ALCOBA	28.872	16	J.ALCOBA	1'33.814	1'33.916	(9)
17	D.BINDER	26.658	A.ESCRIG	19.101	A.ARENAS	19.267	A.ARENAS	28.882	17	F.SALAC	1'33.831	1'34.148	(18)
18	I.GUEVARA	26.658	I.GUEVARA	19.102	Z.VD GOORBER	19.281	J.DIXON	28.894	18	S.GARCIA	1'33.895	1'34.299	(22)
19	Z.VD GOORBER	26.658	J.ALCOBA	19.129	A.SASAKI	19.284	Z.VD GOORBER	28.908	19	D.BINDER	1'33.898	1'34.180	(19)
20	S.GARCIA	26.702	S.AGIUS	19.134	A.LOPEZ	19.286	A.LOPEZ	28.921	20	M.RAMIREZ	1'33.945	1'34.101	(16)
21	A.LOPEZ	26.710	J.MASIA	19.157	S.CHANTRA	19.309	B.BALTUS	28.961	21	A.SASAKI	1'34.005	1'34.214	(20)
22	J.ROBERTS	26.719	D.BINDER	19.174	M.RAMIREZ	19.315	S.GARCIA	28.972	22	Z.VD GOORBE	1'34.048	1'34.271	(21)
23	X.ARTIGAS	26.817	M.RAMIREZ	19.181	A.ESCRIG	19.317	A.SASAKI	29.032	23	B.BALTUS	1'34.188	1'34.377	(23)
24	A.ESCRIG	26.837	Z.VD GOORBER	19.201	B.BALTUS	19.346	D.MUÑOZ	29.036	24	A.ESCRIG	1'34.389	1'34.419	(24)

These data/results cannot be reproduced, stored and/or transmitted in whole or in part by any manner of electronic, mechanical, photocopying, recording, broadcasting or otherwise now known or herein after developed without the previous express consent by the copyright owner, except for reproduction in daily press and regular printed publications on sale to the public within 60 days of the event related to those data/results and always provided that copyright symbol appears together as follows below.
© DORNA, 2024

Pertamina Mandalika Circuit

Results and timing service provided by 

Moto2™



4301 m.

PERTAMINA GRAND PRIX OF INDONESIA

Practice Nr. 2


Best Partial Times

IT Ideal Lap Time, sum of the best partial times

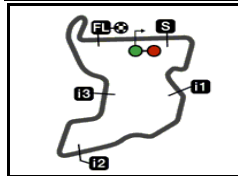
BT Best Lap Time

<i>T1</i>		<i>T2</i>		<i>T3</i>		<i>T4</i>				<i>IT</i>	<i>BT</i>	
<i>Pos</i>	<i>Rider</i>	<i>Time</i>	<i>Rider</i>	<i>Time</i>	<i>Rider</i>	<i>Time</i>	<i>Rider</i>	<i>Time</i>	<i>Pos</i>	<i>Rider</i>		
25	B.BALTUS	26.846	F.SALAC	19.254	X.CARDELUS	19.352	A.ESCRIG	29.134	25	D.MUÑOZ	1'34.457	1'34.864 (25)
26	X.CARDELUS	26.870	X.ARTIGAS	19.387	X.ARTIGAS	19.386	X.ARTIGAS	29.182	26	X.ARTIGAS	1'34.772	1'34.949 (26)
27	M.AJI	26.877	X.CARDELUS	19.423	D.MUÑOZ	19.430	X.CARDELUS	29.232	27	X.CARDELUS	1'34.877	1'35.075 (27)
28	D.MUÑOZ	26.918	M.AJI	19.445	M.AJI	19.461	M.AJI	29.290	28	M.AJI	1'35.073	1'35.400 (28)

These data/results cannot be reproduced, stored and/or transmitted in whole or in part by any manner of electronic, mechanical, photocopying, recording, broadcasting or otherwise now known or herein after developed without the previous express consent by the copyright owner, except for reproduction in daily press and regular printed publications on sale to the public within 60 days of the event related to those data/results and always provided that copyright symbol appears together as follows below.
© DORNA, 2024

Official MotoGP Timing by 
www.motogp.com






4301 m.

PERTAMINA GRAND PRIX OF INDONESIA

Practice Nr. 2

Fastest Laps Sequence

<i>Practice Time</i>	 <i>Rider</i>	<i>Nation</i>	<i>Motorcycle</i>	<i>Time</i>	<i>Km/h</i>	<i>Rider's Lap</i>
3'11.635	14 Tony ARBOLINO	ITA	KALEX	1'34.352	164.1	2
3'34.926	3 Sergio GARCIA	SPA	BOSCOSCURO	1'34.299	164.1	2
4'36.423	54 Fermin ALDEGUER	SPA	BOSCOSCURO	1'34.173	164.4	2
4'45.282	14 Tony ARBOLINO	ITA	KALEX	1'33.647	165.3	3
6'18.557	14 Tony ARBOLINO	ITA	KALEX	1'33.275	165.9	4
26'51.791	44 Aron CANET	SPA	KALEX	1'33.077	166.3	11

These data/results cannot be reproduced, stored and/or transmitted in whole or in part by any manner of electronic, mechanical, photocopying, recording, broadcasting or otherwise now known or herein after developed without the previous express consent by the copyright owner, except for reproduction in daily press and regular printed publications on sale to the public within 60 days of the event related to those data/results and always provided that copyright symbol appears together as follows below.
© DORNA, 2024