

4301 m.

PERTAMINA GRAND PRIX OF INDONESIA

**Free Practice
Classification**

3

	Rider	Nation	Team	Motorcycle	Time	Lap	Total	Gap	Top Speed
1	54 Fermin ALDEGUER	SPA	Beta Tools SpeedUp	BOSCOSCURO	1'33.955	18	18		258.3
2	44 Aron CANET	SPA	Fantic Racing	KALEX	1'34.005	17	18	0.050 0.050	258.3
3	14 Tony ARBOLINO	ITA	Elf Marc VDS Racing Team	KALEX	1'34.229	16	19	0.274 0.224	262.1
4	35 Somkiat CHANTRA	THA	IDEMITSU Honda Team Asia	KALEX	1'34.239	16	19	0.284 0.010	260.2
5	18 Manuel GONZALEZ	SPA	QJMOTOR Gresini Moto2	KALEX	1'34.242	18	19	0.287 0.003	259.6
6	79 Ai OGURA	JPN	MT Helmets - MSI	BOSCOSCURO	1'34.735	18	19	0.780 0.493	261.5
7	53 Deniz ÖNCÜ	TUR	Red Bull KTM Ajo	KALEX	1'34.792	14	19	0.837 0.057	259.6
8	21 Alonso LOPEZ	SPA	Beta Tools SpeedUp	BOSCOSCURO	1'34.812	17	19	0.857 0.020	257.7
9	96 Jake DIXON	GBR	CFMOTO Inde Aspar Team	KALEX	1'34.874	17	19	0.919 0.062	258.9
10	75 Albert ARENAS	SPA	QJMOTOR Gresini Moto2	KALEX	1'34.937	19	19	0.982 0.063	257.7
11	81 Senna AGIUS	AUS	Liqui Moly Husqvarna Intact GP	KALEX	1'34.986	16	18	1.031 0.049	257.1
12	52 Jeremy ALCOBA	SPA	Yamaha VR46 Master Camp Team	KALEX	1'35.049	17	19	1.094 0.063	259.6
13	28 Izan GUEVARA	SPA	CFMOTO Inde Aspar Team	KALEX	1'35.169	19	20	1.214 0.120	263.4
14	24 Marcos RAMIREZ	SPA	OnlyFans American Racing Team	KALEX	1'35.327	19	20	1.372 0.158	258.9
15	12 Filip SALAC	CZE	Elf Marc VDS Racing Team	KALEX	1'35.462	19	20	1.507 0.135	258.9
16	3 Sergio GARCIA	SPA	MT Helmets - MSI	BOSCOSCURO	1'35.511	19	20	1.556 0.049	257.7
17	13 Celestino VIETTI	ITA	Red Bull KTM Ajo	KALEX	1'35.523	19	20	1.568 0.012	259.6
18	11 Alex ESCRIG	SPA	KLINT Forward Factory Team	FORWARD	1'35.582	14	16	1.627 0.059	256.5
19	15 Darryn BINDER	RSA	Liqui Moly Husqvarna Intact GP	KALEX	1'35.709	18	19	1.754 0.127	262.7
20	84 Zonta VD GOORBERGH	NED	RW-Idrofoglia Racing GP	KALEX	1'35.711	14	17	1.756 0.002	257.7
21	22 Ayumu SASAKI	JPN	Yamaha VR46 Master Camp Team	KALEX	1'35.818	20	20	1.863 0.107	259.6
22	16 Joe ROBERTS	USA	OnlyFans American Racing Team	KALEX	1'35.830	9	12	1.875 0.012	257.1
23	5 Jaume MASIA	SPA	Preicanos Racing Team	KALEX	1'35.832	14	18	1.877 0.002	260.8
24	34 Mario AJI	INA	IDEMITSU Honda Team Asia	KALEX	1'35.883	20	21	1.928 0.051	257.1
25	7 Barry BALTUS	BEL	RW-Idrofoglia Racing GP	KALEX	1'35.918	20	21	1.963 0.035	258.3
26	43 Xavier ARTIGAS	SPA	KLINT Forward Factory Team	FORWARD	1'36.086	17	17	2.131 0.168	259.6
27	17 Daniel MUÑOZ	SPA	Preicanos Racing Team	KALEX	1'36.190	19	19	2.235 0.104	258.9
28	20 Xavi CARDELUS	AND	Fantic Racing	KALEX	1'36.291	17	19	2.336 0.101	260.8

Practice condition: Dry

Air: 29°

Humidity: 75%

Ground: 49°

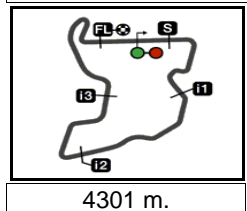
Fastest Lap:	Lap: 18	Fermin ALDEGUER	1'33.955	164.7 Km/h
Best Race Lap:	2023	Pedro ACOSTA	1'34.420	163.9 Km/h
All-Time Lap Record:	2023	Aron CANET	1'33.847	164.9 Km/h

The results are provisional until the end of the limit for protest and appeals.

Time limit for protest expires 60' after publication of the results - Time:

These data/results cannot be reproduced, stored and/or transmitted in whole or in part by any manner of electronic, mechanical, photocopying, recording, broadcasting or otherwise now known or herein after developed without the previous express consent by the copyright owner, except for reproduction in daily press and regular printed publications on sale to the public within 60 days of the event related to those data/results and always provided that copyright symbol appears together as follows below.

© DORNA, 2024



PERTAMINA GRAND PRIX OF INDONESIA

Free Practice

Top Speed & Average

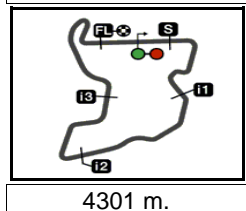
4



Rider	Nation	Motorcycle	Top 5 speeds					Average	Top
28 Izan GUEVARA	SPA	KALEX	263.4	261.5	260.8	260.8	260.8	261.5	263.4
15 Darryn BINDER	RSA	KALEX	262.7	261.5	259.6	258.3	257.7	258.8	262.7
14 Tony ARBOLINO	ITA	KALEX	262.1	260.2	259.6	259.6	258.9	260.1	262.1
79 Ai OGURA	JPN	BOSCOSCURO	261.5	261.5	261.5	260.8	259.6	260.8	261.5
5 Jaume MASIA	SPA	KALEX	260.8	259.6	258.9	258.9	258.9	259.3	260.8
20 Xavi CARDELUS	AND	KALEX	260.8	260.8	260.2	259.6	259.6	260.0	260.8
35 Somkiat CHANTRA	THA	KALEX	260.2	260.2	260.2	260.2	259.6	259.9	260.2
13 Celestino VIETTI	ITA	KALEX	259.6	259.6	259.6	259.6	258.9	259.4	259.6
18 Manuel GONZALEZ	SPA	KALEX	259.6	257.7	257.7	257.7	257.7	258.1	259.6
22 Ayumu SASAKI	JPN	KALEX	259.6	259.6	258.9	258.9	258.9	259.2	259.6
43 Xavier ARTIGAS	SPA	FORWARD	259.6	258.9	258.3	258.3	257.7	258.2	259.6
52 Jeremy ALCOBA	SPA	KALEX	259.6	258.3	258.3	257.7	257.7	258.3	259.6
53 Deniz ÖNCÜ	TUR	KALEX	259.6	259.6	258.9	258.9	258.3	258.8	259.6
12 Filip SALAC	CZE	KALEX	258.9	258.9	258.9	258.9	258.9	258.9	258.9
17 Daniel MUÑOZ	SPA	KALEX	258.9	257.7	257.7	257.7	257.1	257.8	258.9
24 Marcos RAMIREZ	SPA	KALEX	258.9	258.9	258.9	258.9	258.9	258.9	258.9
96 Jake DIXON	GBR	KALEX	258.9	258.3	257.7	257.7	257.7	258.0	258.9
7 Barry BALTUS	BEL	KALEX	258.3	256.5	255.3	255.3	254.7	255.5	258.3
44 Aron CANET	SPA	KALEX	258.3	257.7	257.7	257.7	257.7	257.8	258.3
54 Fermin ALDEGUER	SPA	BOSCOSCURO	258.3	257.1	257.1	257.1	257.1	257.3	258.3
3 Sergio GARCIA	SPA	BOSCOSCURO	257.7	257.1	257.1	257.1	256.5	256.8	257.7
21 Alonso LOPEZ	SPA	BOSCOSCURO	257.7	257.7	257.1	257.1	257.1	257.3	257.7
75 Albert ARENAS	SPA	KALEX	257.7	257.1	257.1	257.1	257.1	257.2	257.7
84 Zonta VD GOORBERGH	NED	KALEX	257.7	257.1	257.1	256.5	256.5	257.0	257.7
16 Joe ROBERTS	USA	KALEX	257.1	256.5	255.3	254.7	254.7	255.5	257.1
34 Mario AJI	INA	KALEX	257.1	257.1	257.1	256.5	255.9	256.3	257.1
81 Senna AGIUS	AUS	KALEX	257.1	257.1	257.1	257.1	256.5	256.9	257.1
11 Alex ESCRIG	SPA	FORWARD	256.5	255.9	255.9	255.9	255.3	255.8	256.5

These data/results cannot be reproduced, stored and/or transmitted in whole or in part by any manner of electronic, mechanical, photocopying, recording, broadcasting or otherwise now known or herein after developed without the previous express consent by the copyright owner, except for reproduction in daily press and regular printed publications on sale to the public within 60 days of the event related to those data/results and always provided that copyright symbol appears together as follows below.

© DORNA, 2024



4301 m.

PERTAMINA GRAND PRIX OF INDONESIA

Free Practice

Chronological Analysis of Performances

5

* Lap / Sector time cancelled							T1 Time from finish line to 1st intermediate					T3 Time from 2nd intermed. to 3rd intermed.				
P Crossing the finish line in pit lane							T2 Time from 1st intermed. to 2nd intermed.					T4 Time from 3rd intermediate to finish line				
Lap	Lap Time	T1	T2	T3	T4	Speed	Lap	Lap Time	T1	T2	T3	T4	Speed			
1st	54	Fermin ALDEGUER		Beta Tools SpeedUp SPA			2	1'36.483	27.543	19.681	19.793	29.466	257.1			
		Runs=2	Total laps=18	Full laps=15	Valid laps=13		3	1'35.441	27.205	19.468	19.499	29.269	260.2			
1	3'48.577 *	28.413	21.648*	20.697	30.805		4	1'35.653	27.144	19.323	19.649	29.537	258.3			
2	1'37.984 *	27.804	20.265*	20.118	29.797	255.3	5	1'35.655	27.346	19.466	19.502	29.341	259.6			
3	1'36.186	27.250	19.715	19.757	29.464	257.1	6	1'35.129	27.044	19.332	19.500	29.253	258.3			
4	1'36.302 *	27.257	19.539	19.782*	29.724	256.5	7	1'35.029	26.868	19.278	19.406	29.477	262.1			
5	1'38.576	27.192	19.437	19.599	32.348	258.3	8	1'38.118	27.032	20.730	19.937	30.419	258.3			
6	1'36.951	28.167	19.474	19.714	29.596	256.5	9	1'35.416	27.081	19.446	19.418	29.471	258.9			
7	1'35.856 *	27.046	19.716*	19.709	29.385	256.5	10	1'35.292	27.014	19.506	19.547	29.225	258.3			
8	1'35.236	27.075	19.435	19.456	29.270	255.3	11	1'34.722	26.943	19.249	19.483	29.047	258.3			
9	1'36.525	27.016	19.525	19.535	30.449	255.3	12	1'39.124 P	27.251	19.753	20.600	31.520	259.6			
10	1'34.999	27.034	19.224	19.496	29.245	255.9	13	10'50.760	29.589	20.282	19.931	29.544				
11	1'34.750	26.956	19.233	19.438	29.123	255.9	14	1'34.678	27.073	19.181	19.353	29.071	255.9			
unfinished	28.062	21.662	20.930	255.3			15	1'35.181 *	26.973	19.137*	19.704	29.367	258.3			
12	1'36.869	27.234	20.275	19.980	29.380		16	1'34.229	26.754	19.120	19.330	29.025	258.3			
13	1'34.622	26.944	19.181	19.412	29.085	256.5	17	1'34.349	26.879	19.193	19.300	28.977	257.7			
14	1'34.433	26.918	19.010	19.381	29.124	257.1	18	1'34.743	26.802	18.965	19.679	29.297	258.3			
15	1'35.421 *	26.781	19.408*	19.844	29.388	257.1	19	1'34.511	26.859	19.197	19.416	29.039	256.5			
16	1'34.174	26.760	18.986	19.323	29.105	257.1										
17	1'34.097 *	26.820	19.039*	19.336	28.902	256.5										
18	1'33.955	26.727	18.910	19.295	29.023	257.1										
2nd	44	Aron CANET		Fantic Racing SPA			4th	35	Somkiat CHANTRA		IDEMITSU Honda Tea THA					
		Runs=2	Total laps=18	Full laps=15	Valid laps=13				Runs=2	Total laps=19	Full laps=16	Valid laps=15				
1	2'48.171	27.662	21.119	20.188	30.386		1	2'22.708	32.927	21.491	20.432	30.210				
2	1'37.426	28.032	19.964	19.703	29.727	254.7	2	1'37.277	27.638	19.870	20.031	29.738	257.1			
3	1'35.926	27.395	19.462	19.624	29.445	255.3	3	1'36.127	27.350	19.518	19.721	29.538	260.2			
4	1'35.750 *	27.278	19.410	19.589*	29.473	255.9	4	1'35.786	27.265	19.373	19.680	29.468	258.3			
5	1'35.362	27.168	19.365	19.480	29.349	255.3	5	1'35.693 *	27.111	19.518	19.658*	29.406	258.3			
6	1'35.595	27.296	19.378	19.495	29.426	255.3	6	1'35.314	27.090	19.286	19.657	29.281	258.9			
7	1'35.325	27.250	19.364	19.354	29.357	255.3	7	1'35.172	26.951	19.438	19.573	29.210	259.6			
8	1'34.990	27.090	19.357	19.395	29.148	257.1	8	1'35.962	27.207	19.479	19.814	29.462	260.2			
9	1'35.174	27.065	19.359	19.429	29.321	257.7	9	1'36.189	27.008	19.227	19.720	30.234	260.2			
10	1'34.825	27.000	19.216	19.370	29.239	256.5	10	1'34.331 P	26.958	19.590	19.500	28.283	255.9			
11	1'37.756	27.025	19.178	19.349	32.204	256.5	11	10'34.554	28.822	21.859	20.376	29.713				
12	1'45.656 P	33.797	20.493	20.305	31.061	256.5	12	1'35.067	26.923	19.599	19.401	29.144	257.1			
13	13'05.795 *	35.547	19.886*	19.574	29.596		13	1'34.740	26.884	19.186	19.499	29.171	258.3			
14	1'34.973	27.206	19.290	19.265	29.212	257.7	14	1'34.474	26.781	19.220	19.350	29.123	259.6			
15	1'34.373	26.929	19.136	19.252	29.056	257.7	15	1'35.805	26.918	19.344	19.812	29.731	258.9			
16	1'36.103	26.961	19.061	19.805	30.276	258.3	16	1'34.239	26.764	19.064	19.300	29.111	259.6			
17	1'34.005	26.860	18.949	19.209	28.987	257.7	17	1'45.443	27.030	19.436	26.896	32.081	260.2			
18	1'59.434 *	40.183	23.624*	23.270	32.357	247.1	18	1'35.428	27.091	19.496	19.604	29.237	258.3			
							19	1'47.669	26.857	26.263	24.362	30.187	259.6			
3rd	14	Tony ARBOLINO		Elf Marc VDS Racing ITA			5th	18	Manuel GONZALEZ		QJMOTOR Gresini Mo SPA					
		Runs=2	Total laps=19	Full laps=16	Valid laps=15				Runs=3	Total laps=19	Full laps=14	Valid laps=12				
1	2'37.648	27.132	21.171	20.484	30.352		1	2'27.014	29.156	21.608	20.567	30.583				
							2	1'36.953 *	27.373	19.863*	19.835	29.882	255.9			
							3	1'35.737	27.192	19.459	19.621	29.465	257.1			

Fastest Lap: Fermin ALDEGUER Beta Tools SpeedUp SPA **1'33.955** 26.727 18.910 19.295 29.023

These data/results cannot be reproduced, stored and/or transmitted in whole or in part by any manner of electronic, mechanical, photocopying, recording, broadcasting or otherwise now known or herein after developed without the previous express consent by the copyright owner, except for reproduction in daily press and regular printed publications on sale to the public within 60 days of the event related to those data/results and always provided that copyright symbol appears together as follows below.
© DORNA, 2024

Free Practice

Moto2

Lap	Lap Time	T1	T2	T3	T4	Speed	Lap	Lap Time	T1	T2	T3	T4	Speed
4	1'36.539	27.470	20.053	19.627	29.389	256.5	16	1'35.273	26.949	19.320	19.655	29.349	258.3
5	1'35.534 *	27.149	19.438	19.552*	29.395	255.9	17	1'35.356 *	26.979	19.348*	19.484	29.545	257.7
6	1'35.262	27.066	19.331	19.590	29.275	256.5	18	1'36.091	26.989	19.210	19.723	30.169	257.7
7	1'35.254	27.108	19.405	19.521	29.220	255.9	19	1'38.950 *	27.064	19.743*	20.030	32.113*	258.9
8	1'35.966	27.249	19.808	19.505	29.404	255.9	8th 21 Alonso LOPEZ Beta Tools SpeedUp SPA Runs=3 Total laps=19 Full laps=14 Valid laps=11						
9	1'35.279	27.122	19.255	19.512	29.390	257.7	1	1'48.515	27.924	20.619	20.655	30.631	
10	1'35.353 P	27.092	19.465	19.799	28.997	257.7	2	1'37.020	27.680	19.726	19.849	29.765	256.5
11	6'48.390	31.211	19.867	19.665	29.906		3	1'36.915 *	27.700	19.486*	20.015	29.714	257.1
12	1'34.978	27.073	19.305	19.390	29.210	256.5	4	1'36.081	27.354	19.590	19.637	29.500	256.5
13	1'37.817	27.104	19.229	19.577	31.907	259.6	5	1'36.190 *	27.382	19.464	19.760*	29.584	256.5
14	1'35.195	27.157	19.358	19.475	29.205	257.1	6	1'39.681 *	29.180	20.154*	20.193	30.154	255.9
15	1'38.623 P	26.987	19.151	19.690	32.795	257.7	7	1'35.902	27.232	19.544	19.703	29.423	256.5
16	6'24.346	31.074	21.422	20.634	31.647		8	1'35.684	27.154	19.436	19.716	29.378	255.9
17	1'35.083	27.030	19.475	19.372	29.206	256.5	9	1'38.374	28.207	20.137	19.998	30.032	257.7
18	1'34.242	26.875	19.079	19.332	28.956	257.7	10	1'35.523	27.123	19.262	19.658	29.480	257.1
19	1'34.775	26.900	19.144	19.409	29.322	256.5	11	1'35.268	27.163	19.248	19.572	29.285	255.3
6th 79 Ai OGURA MT Helmets - MSI JPN Runs=2 Total laps=19 Full laps=16 Valid laps=14							12	1'41.326 P	28.445	19.934*	20.670	32.277	256.5
1	3'01.431	39.032	21.823	21.270	31.257		13	8'12.545	26.437	20.345	19.904	29.582	
2	1'39.000	28.266	20.309	20.286	30.139	257.7	14	1'35.459	27.368	19.226	19.610	29.255	254.7
3	1'37.036	27.499	19.673	19.970	29.894	258.3	15	1'36.945 P	27.140	19.493*	21.696	28.616	255.9
4	1'36.693 *	27.254	19.630	19.954*	29.855	258.3	16	4'18.124	28.377	20.665	19.664	29.268	
5	1'36.237	27.364	19.457	19.781	29.635	259.6	17	1'34.812	27.074	19.149	19.484	29.105	255.9
6	1'35.998	27.148	19.365	19.897	29.588	258.3	18	1'38.100	26.944	19.092	19.507	32.557	257.1
7	1'35.739	27.177	19.304	19.748	29.510	257.7	19	1'35.101	27.295	19.051	19.566	29.189	257.7
8	1'35.441	27.023	19.334	19.659	29.425	258.9	9th 96 Jake DIXON CFMOTO Inde Aspar GBR Runs=2 Total laps=19 Full laps=16 Valid laps=15						
9	1'35.594	27.128	19.265	19.725	29.476	258.9	1	2'52.535 *	29.059	20.967*	21.718	30.579	
10	1'35.366	27.134	19.184	19.626	29.422	257.7	2	1'37.414	27.748	19.998	20.098	29.570	256.5
11	1'35.904	27.217	19.490	19.729	29.468	257.7	3	1'35.839	27.145	19.504	19.700	29.490	257.7
12	1'35.337	26.994	19.344	19.570	29.429	258.9	4	1'36.693 *	27.112	20.220*	19.778*	29.583	257.1
13	1'50.275 P	31.563	22.956	21.487	34.269	258.3	5	1'35.858	27.155	19.464	19.654	29.585	257.1
14	9'52.886	27.692	19.946	20.121	30.348		6	1'35.820	26.966	19.699	19.637	29.518	257.1
15	1'36.001	27.057	19.151	19.544	30.249	259.6	7	1'35.600	27.126	19.538	19.583	29.353	256.5
16	1'34.864 *	26.944	19.164*	19.435	29.321	261.5	8	1'35.108	27.004	19.357	19.538	29.209	257.1
17	1'34.851	26.881	19.101	19.525	29.344	260.8	9	1'35.559	27.034	19.663	19.530	29.332	257.7
18	1'34.735	26.936	19.100	19.496	29.203	261.5	10	1'40.410	26.954	19.429	19.519	34.508	256.5
19	1'35.921	26.854	19.401	19.602	30.064	261.5	11	1'44.725	28.768	22.449	23.666	29.842	255.9
7th 53 Deniz ÖNCÜ Red Bull KTM Ajo TUR Runs=2 Total laps=19 Full laps=16 Valid laps=9							12	1'36.053	27.246	19.782	19.667	29.358	257.1
1	2'32.310	28.460	21.504	20.535	31.104		13	1'40.325 P	27.399	20.937	20.593	31.396	257.7
2	1'38.412 *	27.784	20.198*	19.846	30.584	255.3	14	10'48.258	30.232	23.147	23.670	29.631	
3	1'37.771 *	27.763	20.007*	19.895	30.106	255.3	15	1'34.907	26.855	19.384	19.572	29.096	258.9
4	1'36.696 *	27.348	19.615*	19.852	29.881	257.1	16	1'34.922	26.869	19.188	19.600	29.265	258.3
5	1'36.344	27.564	19.680	19.738	29.362	258.9	17	1'34.874	26.851	19.400	19.452	29.171	257.7
6	1'36.022 *	27.148	19.688*	19.594	29.592	259.6	18	1'35.063	26.931	19.288	19.614	29.230	257.7
7	1'35.302	27.054	19.389	19.502	29.357	257.1	19	1'55.648	33.231	24.392	23.671	34.354	257.1
8	1'41.102	28.883	21.013	20.633	30.573	257.1	10th 75 Albert ARENAS QJMOTOR Gresini Mo SPA Runs=2 Total laps=19 Full laps=16 Valid laps=15						
9	1'35.281	26.985	19.332	19.486	29.478	258.3	1	2'29.893	32.229	22.179	20.736	31.360	
10	1'37.352	28.605	19.631	19.720	29.396	259.6	2	1'39.404	28.137	20.578	20.301	30.388	255.9
11	1'38.106 P	27.120	19.402	19.537	32.047	257.1	3	1'37.403	27.530	20.057	19.875	29.941	257.1
12	10'41.419	28.924	20.064	24.990	30.051		4	1'36.781	27.237	19.841	19.819	29.884	255.9
13	1'35.005 *	26.964	19.437*	19.356	29.248	258.3	5	1'35.958 *	27.210	19.612	19.645*	29.491	256.5
14	1'34.792	26.877	19.466	19.345	29.104	257.7							
15	1'35.806	27.157	19.602	19.672	29.375	257.1							

Fastest Lap: Fermin ALDEGUER Beta Tools SpeedUp SPA **1'33.955** 26.727 18.910 19.295 29.023

These data/results cannot be reproduced, stored and/or transmitted in whole or in part by any manner of electronic, mechanical, photocopying, recording, broadcasting or otherwise now known or herein after developed without the previous express consent by the copyright owner, except for reproduction in daily press and regular printed publications on sale to the public within 60 days of the event related to those data/results and always provided that copyright symbol appears together as follows below.
© DORNA, 2024

Free Practice

Moto2

Lap	Lap Time	T1	T2	T3	T4	Speed	Lap	Lap Time	T1	T2	T3	T4	Speed
6	1'35.670	27.085	19.409	19.723	29.453	256.5	19	1'42.430 *	30.347	22.318*	20.316	29.449	255.9
7	1'36.157	27.278	19.463	19.646	29.770	257.1	13th 28 Izan GUEVARA CFMOTO Inde Aspar SPA						
8	1'36.340	27.043	19.731	19.866	29.700	257.1	Runs=2 Total laps=20 Full laps=17 Valid laps=14						
9	1'35.534	27.050	19.558	19.630	29.296	255.3	1	2'15.348	29.250	22.220	20.712	30.777	
10	1'35.764	26.978	19.580	19.569	29.637	256.5	2	1'37.796 *	27.946	20.235*	19.826	29.789	257.7
11	1'35.282	27.037	19.342	19.528	29.375	256.5	3	1'36.578	27.504	19.806	19.697	29.571	258.9
12	1'35.368	27.080	19.183	19.643	29.462	256.5	4	1'36.185	27.519	19.604	19.658	29.404	260.2
13	1'42.693 P	28.107	21.963*	20.855	31.768	255.9	5	1'36.744 *	27.674	19.701	19.804*	29.565	263.4
14	10'25.736	30.425	20.611	19.971	29.936		6	1'36.530	27.354	19.759	19.846	29.571	261.5
15	1'36.049	27.340	19.441	19.710	29.558	257.1	7	1'36.161 *	27.146	19.660*	19.861	29.494	259.6
16	1'35.510	27.073	19.325	19.599	29.513	257.1	8	1'41.531	32.293	19.820	19.677	29.741	260.8
17	1'39.954	27.044	19.411	20.066	33.433	256.5	9	1'35.835	27.133	19.593	19.603	29.506	259.6
18	1'35.161	26.988	19.287	19.558	29.328	257.1	10	1'35.697	27.161	19.490	19.597	29.449	260.8
19	1'34.937	26.948	19.272	19.495	29.222	257.7	11	1'36.012	27.309	19.645	19.680	29.378	259.6
11th 81 Senna AGIUS Liqui Moly Husqvarna AUS							12	1'39.708 P	27.176	19.557	21.279	31.696	258.9
Runs=2 Total laps=18 Full laps=15 Valid laps=14							13	10'20.383	28.095	19.988	19.842	29.641	
1	2'33.596	27.488	21.494	20.941	31.273		14	1'35.647	27.280	19.547	19.549	29.271	258.9
2	1'40.022	28.090	20.816	20.370	30.746	254.1	15	1'35.425	27.068	19.620	19.500	29.237	260.8
3	1'37.705	27.942	20.165	19.799	29.799	255.3	16	1'35.175	27.041	19.424	19.524	29.186	260.2
4	1'37.559 *	27.596	20.175	19.889*	29.899	255.3	17	1'35.278	27.056	19.474	19.533	29.215	260.2
5	1'37.154	27.476	20.122	19.744	29.812	255.9	18	1'35.736	27.107	19.482	19.655	29.492	258.3
6	1'36.822	27.317	20.165	19.816	29.524	254.1	19	1'35.169	26.981	19.435	19.550	29.203	255.9
7	1'36.011	27.213	19.745	19.666	29.387	255.9	20	1'42.158	32.882	19.862	19.739	29.675	258.9
8	1'37.726	27.224	19.873	19.613	31.016	255.3	14th 24 Marcos RAMIREZ OnlyFans American R SPA						
9	1'37.306	27.162	20.484	19.952	29.708	255.9	Runs=2 Total laps=20 Full laps=17 Valid laps=14						
10	1'36.131	27.286	19.585	19.550	29.710	257.1	1	2'01.118	30.176	23.162	22.486	31.972	
11	1'37.993 P	27.242	19.584	19.854	31.313	255.3	2	1'43.285	28.596	20.861	23.132	30.696	255.9
12	11'47.004	26.088	19.980	21.384	30.690		3	1'38.857	27.978	20.386	20.316	30.177	257.7
13	1'35.297	26.988	19.464	19.436	29.409	256.5	4	1'38.245	28.197	19.936	19.976	30.136	257.7
14	1'36.166	26.971	19.623	19.694	29.878	256.5	5	1'37.401 *	27.519	19.863	20.038*	29.981	258.9
15	1'35.316	27.126	19.414	19.575	29.201	255.9	6	1'37.159	27.706	19.771	19.869	29.813	258.9
16	1'34.986	27.021	19.308	19.538	29.119	257.1	7	1'48.200 *	35.394	22.094*	20.792	29.920	254.1
17	1'36.039	26.846	19.244	19.475	30.474	257.1	8	1'37.053	27.403	19.932	19.976	29.742	257.7
18	1'42.273	27.024	19.282	21.590	34.377	257.1	9	1'36.384	27.368	19.665	19.824	29.527	257.7
12th 52 Jeremy ALCOBA Yamaha VR46 Master SPA							10	1'36.318	27.296	19.708	19.779	29.535	256.5
Runs=2 Total laps=19 Full laps=16 Valid laps=13							11	1'53.366 P	35.880	21.560	20.498	35.428	254.1
1	2'20.485	30.346	22.626	21.918	32.163		12	8'13.090	28.029	21.511	24.017	30.489	
2	1'40.711	29.409	20.660	20.390	30.252	228.3	13	1'36.940	27.487	19.851	20.020	29.582	255.9
3	1'37.495	27.851	19.947	19.904	29.793	259.6	14	1'36.130	27.218	19.601	19.870	29.441	257.7
4	1'36.550	27.430	19.793	19.730	29.597	256.5	15	1'36.897	27.474	19.640	19.735	30.048	258.9
5	1'36.140 *	27.255	19.678	19.755*	29.452	256.5	16	1'35.791	27.213	19.533	19.688	29.357	257.1
6	1'35.926	27.127	19.539	19.680	29.580	257.1	17	1'54.183	32.149	19.641	22.226	40.167	255.3
7	1'35.436	27.136	19.461	19.567	29.272	258.3	18	1'35.585 *	27.253	19.498*	19.654	29.180	258.3
8	1'35.783	27.111	19.659	19.599	29.414	257.7	19	1'35.327	27.014	19.320	19.566	29.427	258.9
9	1'35.620	27.165	19.505	19.643	29.307	257.7	20	1'35.537	27.097	19.433	19.545	29.462	258.9
10	1'35.093 P	27.173	19.446	19.557	28.917	258.3	15th 12 Filip SALAC Elf Marc VDS Racing CZE						
11	11'30.028	29.607	19.979	21.983	30.079		Runs=2 Total laps=20 Full laps=17 Valid laps=14						
12	1'35.904	27.236	19.647	19.553	29.468	254.7	1	2'50.787	28.194	21.534	20.808	30.669	
13	1'36.177	27.201	19.452	20.133	29.391	256.5	2	1'38.342	28.109	20.217	20.100	29.916	255.9
14	1'35.463	27.079	19.457	19.682	29.245	254.7	3	1'36.991 *	27.472	20.100*	19.807	29.612	256.5
15	1'35.558	27.043	19.582	19.673	29.260	255.3	4	1'36.840 *	27.319	20.083	19.890*	29.548	258.9
16	1'35.350	26.957	19.475	19.631	29.287	255.9	5	1'36.569	27.128	19.913	19.647	29.881	258.9
17	1'35.049	27.041	19.329	19.491	29.188	255.3	6	1'35.993	27.065	19.880	19.682	29.366	258.9
18	1'37.979 *	27.097	20.468*	20.825	29.589	254.7							

Fastest Lap: Fermin ALDEGUER Beta Tools SpeedUp SPA 1'33.955 26.727 18.910 19.295 29.023

These data/results cannot be reproduced, stored and/or transmitted in whole or in part by any manner of electronic, mechanical, photocopying, recording, broadcasting or otherwise now known or herein after developed without the previous express consent by the copyright owner, except for reproduction in daily press and regular printed publications on sale to the public within 60 days of the event related to those data/results and always provided that copyright symbol appears together as follows below.
© DORNA, 2024

Free Practice

Moto2

Lap	Lap Time	T1	T2	T3	T4	Speed	Lap	Lap Time	T1	T2	T3	T4	Speed
7	1'35.619	27.068	19.656	19.627	29.268	257.7	17	1'35.728	27.124	19.634	19.594	29.376	259.6
8	1'35.796	27.083	19.703	19.687	29.323	258.3	18	1'38.289	27.156	19.557	19.551	32.025	259.6
9	1'36.072	27.144	19.636	19.658	29.634	258.9	19	1'35.523	27.010	19.617	19.560	29.336	258.3
10	1'38.703 P	27.339	20.175	20.646	30.543	257.1	20	1'49.751	26.999	19.600	19.570	43.582	258.9
11	9'16.563	28.988	20.544	19.952	29.815		18th 11 Alex ESCRIG						KLINT Forward Factor SPA
12	1'39.607	27.512	19.808	22.589	29.698	254.1	Runs=2 Total laps=16		Full laps=12 Valid laps=8				
13	1'35.967	27.184	19.846	19.576	29.361	256.5	1	1'58.584 *	30.270	23.168*	22.511	32.923	
14	1'35.906 *	27.037	19.734*	19.721	29.414	257.1	2	1'41.445	28.775	20.742	21.200	30.728	251.7
15	1'38.640	27.190	19.710	22.118	29.622	256.5	3	1'38.883 *	27.948	20.213*	20.209	30.513	254.1
16	1'35.544	26.991	19.657	19.563	29.333	257.7	4	1'38.035	27.990	19.918	20.070	30.057	254.1
17	1'36.475	27.339	19.845	19.877	29.414	256.5	5	1'37.000 *	27.430	19.725	19.905*	29.940	254.1
18	1'35.464	26.960	19.715	19.553	29.236	258.9	6	1'47.533	33.616	20.231	20.900	32.786	254.1
19	1'35.462	26.894	19.664	19.627	29.277	258.3	7	1'37.773	27.533	19.647	20.088	30.505	255.3
20	1'39.406	27.154	19.952	21.832	30.468	257.7	8	1'36.702	27.707	19.600	19.757	29.638	255.9
16th 3 Sergio GARCIA						MT Helmets - MSI SPA	19th 15 Darryn BINDER						Liqui Moly Husqvarna RSA
Runs=2 Total laps=20		Full laps=17 Valid laps=13					Runs=2 Total laps=19		Full laps=16 Valid laps=13				
1	2'18.864	32.553	22.535	21.224	32.782		11	14'14.768	36.802	20.202	20.223	29.697	
2	1'39.266	28.263	20.467	20.261	30.275	255.3	12	1'36.043 *	27.280	19.592*	19.698	29.473	255.9
3	1'43.706	27.816	20.208	20.085	35.597	256.5	13	1'35.769 *	27.127	19.498*	19.641	29.503	255.3
4	1'38.899	28.296	20.083	20.201	30.319	255.3	14	1'35.582	27.088	19.336	19.623	29.535	254.1
5	1'37.839 *	27.669	20.023	20.032*	30.115	256.5	15	1'43.358	30.743	21.067	20.846	30.702	254.1
6	1'37.334	27.511	19.890	19.881	30.052	255.9	16	1'39.025 P	27.191	19.597	20.219	32.018	254.7
7	1'39.610 *	29.796	19.935*	19.770	30.109	257.7	20th 84 Zonta VD GOORBE						RW-Idrofoglia Racing NED
8	1'37.068	27.456	19.699	19.861	30.052	257.1	Runs=3 Total laps=17		Full laps=12 Valid laps=10				
9	1'36.595	27.278	19.766	19.803	29.748	257.1	1	2'15.860	32.782	22.288	21.977	31.348	
10	1'43.047	32.023	20.946	19.788	30.290	255.3	2	1'38.851 *	28.201	20.328*	20.200	30.122	257.7
11	1'36.425	27.346	19.680	19.756	29.643	254.7	3	1'38.060	27.782	20.242	19.984	30.052	257.7
12	1'39.435 P	28.603	20.222	20.509	30.101	255.9	4	1'36.987	27.444	19.989	19.847	29.707	257.1
13	8'18.283	27.256	20.583	19.926	29.847		5	1'36.794 *	27.528	19.871	19.958*	29.437	257.7
14	1'36.318	27.359	19.753	19.598	29.608	255.3	6	1'36.672	27.329	20.105	19.916	29.322	257.7
15	1'36.169	27.287	19.612	19.686	29.584	254.7	7	1'36.177	27.262	19.544	19.781	29.590	259.6
16	1'39.339	27.199	19.438	19.554	33.148	255.3	8	1'35.805 *	27.398	19.559*	19.608	29.240	262.7
17	1'36.221 *	27.252	19.686*	19.638	29.645	256.5	9	1'36.253	27.262	19.662	19.627	29.702	257.1
18	1'40.891	29.539	20.619	21.204	29.529	256.5	10	1'50.898	33.412	25.531	22.035	29.920	261.5
19	1'35.511	27.113	19.425	19.508	29.465	257.1	11	1'38.513	27.009	19.779	19.690	32.035	257.7
20	1'36.614 *	27.211	19.370*	19.556	30.477	256.5	12	1'35.768	26.982	19.578	19.501	29.707	257.7
17th 13 Celestino VIETTI						Red Bull KTM Ajo ITA	20th 84 Zonta VD GOORBE						RW-Idrofoglia Racing NED
Runs=2 Total laps=20		Full laps=17 Valid laps=16					Runs=3 Total laps=17		Full laps=12 Valid laps=10				
1	2'17.369	30.458	22.807	21.343	31.500		13	1'35.796	27.089	19.554	19.637	29.516	258.3
2	1'39.730	28.541	20.681	20.331	30.177	257.1	14	1'37.384 P	27.433	20.347	20.054	29.550	254.7
3	1'38.268	27.890	20.252	20.200	29.926	257.7	15	10'57.160	28.679	20.491	20.235	30.247	
4	1'36.965	27.546	19.914	19.949	29.556	258.3	16	1'36.386	27.352	19.832	19.693	29.509	257.1
5	1'36.662 *	27.496	19.810	19.785*	29.571	258.9	17	1'35.992	27.213	19.645	19.705	29.429	257.1
6	1'36.762	27.299	19.923	19.813	29.727	257.7	18	1'35.709	27.050	19.599	19.745	29.315	257.1
7	1'36.335	27.261	19.743	19.681	29.650	257.7	19	1'36.511	27.103	19.923	19.907	29.578	257.1
8	1'36.008	27.352	19.732	19.577	29.347	258.3	20th 84 Zonta VD GOORBE						RW-Idrofoglia Racing NED
9	1'42.196	32.295	20.332	19.814	29.755	259.6	Runs=3 Total laps=17		Full laps=12 Valid laps=10				
10	1'35.942	27.169	19.799	19.592	29.382	258.3	1	2'07.250	28.647	22.008	21.559	31.858	
11	1'37.237	27.074	19.911	20.005	30.247	259.6	2	1'41.842	28.596	21.401	20.690	31.155	252.9
12	1'41.154	27.125	19.601	23.669	30.759	258.3	3	1'38.507	27.961	20.267	20.134	30.145	255.3
13	1'36.232	27.270	19.773	19.714	29.475	257.7	4	1'37.729	27.613	20.211	19.851	30.054	257.7
14	1'42.191 P	30.311	20.842	21.361	29.677	257.7	5	1'37.061 *	27.547	19.817	19.847*	29.850	256.5
15	8'44.569	29.363	20.522	20.029	29.766		6	1'37.504	27.478	19.900	20.224	29.902	255.3
16	1'35.746	27.033	19.851	19.545	29.317	256.5	7	1'36.700	27.518	19.818	19.780	29.584	257.1
							8	1'36.317	27.238	19.630	19.735	29.714	257.1

Fastest Lap: Fermin ALDEGUER Beta Tools SpeedUp SPA **1'33.955** 26.727 18.910 19.295 29.023

These data/results cannot be reproduced, stored and/or transmitted in whole or in part by any manner of electronic, mechanical, photocopying, recording, broadcasting or otherwise now known or herein after developed without the previous express consent by the copyright owner, except for reproduction in daily press and regular printed publications on sale to the public within 60 days of the event related to those data/results and always provided that copyright symbol appears together as follows below.
© DORNA, 2024



Free Practice

Moto2

Lap	Lap Time	T1	T2	T3	T4	Speed	Lap	Lap Time	T1	T2	T3	T4	Speed
9	1'38.136	27.233	19.695	20.135	31.073	254.7	7	1'37.226	27.476	19.921	19.897	29.932	256.5
10	1'42.748 P	31.173	20.409	20.575	30.591	256.5	8	1'40.663 *	27.432	20.103*	21.238	31.890	254.7
11	10'04.759	26.484	20.581	20.100	29.991		9	1'36.977	27.270	19.789	19.792	30.126	260.8
12	1'36.074 *	27.138	19.853*	19.629	29.454	253.5	10	1'36.462	27.316	19.715	19.684	29.747	258.9
13	1'35.861	27.164	19.549	19.551	29.597	254.7	11	1'46.003 P	31.546	20.933	21.537	31.987	255.9
14	1'35.711	27.149	19.464	19.685	29.413	255.3	12	11'53.162 *	30.067	20.674*	22.235	31.199	
15	1'40.701 P	29.267	20.462*	19.932	31.040	255.3	13	1'36.851 *	27.262	19.630*	19.658	30.301	256.5
16	5'00.857	26.320	20.026	20.258	30.373		14	1'35.832	27.080	19.533	19.541	29.678	259.6
17	1'38.128	29.002	19.684	19.560	29.882	254.7	15	1'35.774 *	27.040	19.464*	19.533	29.737	258.9
21st 22 Ayumu SASAKI Yamaha VR46 Master JPN Runs=2 Total laps=20 Full laps=17 Valid laps=13							16 1'43.733 32.499 20.494 19.628 31.112 258.3						
1 2'21.179 28.964 21.664 21.895 32.742							17 1'35.913 27.207 19.415 19.743 29.548 258.9						
2 1'39.922 * 28.855 20.249* 20.313 30.505 244.3							18 1'36.162 * 27.152 19.601* 19.636 29.773 258.3						
3 1'38.283 28.178 19.946 20.081 30.078 258.9							24th 34 Mario AJI IDEMITSU Honda Tea INA Runs=2 Total laps=21 Full laps=18 Valid laps=17						
4 1'37.903 * 27.703 20.151* 20.012 30.037 258.3							1 2'01.260 28.679 22.100 20.933 31.644						
5 1'37.930 * 27.756 20.031 20.132* 30.011 257.7							2 1'40.619 28.658 20.874 20.359 30.728 249.4						
6 1'37.737 27.576 20.044 20.067 30.050 257.1							3 1'38.603 27.955 20.326 20.176 30.146 254.1						
7 1'37.463 27.516 19.986 19.900 30.061 257.7							4 1'38.065 27.497 20.240 20.317 30.011 255.9						
8 1'37.347 27.445 20.008 19.836 30.058 257.1							5 1'37.369 * 27.546 20.135 19.876* 29.812 254.7						
9 1'37.016 27.399 19.892 19.711 30.014 258.3							6 1'37.379 27.328 20.090 19.908 30.053 255.3						
10 1'36.708 27.246 19.863 19.795 29.804 259.6							7 1'42.334 28.100 20.723 20.427 33.084 254.1						
11 1'37.022 27.563 19.870 19.815 29.774 257.1							8 1'37.236 27.443 20.054 19.747 29.992 257.1						
12 1'37.006 27.468 19.865 19.780 29.893 255.9							9 1'38.344 27.605 19.766 19.979 30.994 254.1						
13 1'37.176 27.499 19.868 19.828 29.981 257.7							10 1'37.056 27.502 19.684 19.841 30.029 255.3						
14 1'43.460 P 30.353 20.626 20.823 31.658 253.5							11 1'36.589 27.625 19.683 19.732 29.549 257.1						
15 9'51.370 * 28.607 20.414* 22.974 35.042							12 1'36.153 27.204 19.708 19.687 29.554 255.9						
16 1'36.868 * 27.523 19.967* 19.780 29.598 258.3							13 1'45.536 P 27.448 26.423* 20.525 31.140 253.5						
17 1'36.676 27.200 19.971 19.934 29.571 258.9							14 7'10.319 30.060 20.387 19.974 29.916						
18 1'36.418 27.278 19.756 19.678 29.706 259.6							15 1'36.585 27.226 19.840 19.833 29.686 255.3						
19 1'41.083 30.020 20.721 20.807 29.535 258.3							16 1'36.462 27.237 19.818 19.862 29.545 255.9						
20 1'35.818 27.119 19.741 19.613 29.345 258.9							17 1'36.728 27.121 19.765 20.007 29.835 255.9						
22nd 16 Joe ROBERTS OnlyFans American R USA Runs=3 Total laps=12 Full laps=7 Valid laps=7							18 1'36.308 27.405 19.641 19.688 29.574 257.1						
1 2'20.642 28.425 21.996 21.213 31.568							19 1'36.567 27.179 19.915 19.789 29.684 255.9						
2 1'39.063 28.486 20.172 20.208 30.197 255.3							20 1'35.883 27.113 19.547 19.687 29.536 256.5						
3 1'40.406 28.100 21.805 20.208 30.293 256.5							21 1'35.915 27.166 19.765 19.555 29.429 255.9						
4 6'28.494 P 27.411 19.931 4'56.471 44.681 257.1							25th 7 Barry BALTUS RW-Idrofoglia Racing BEL Runs=2 Total laps=21 Full laps=18 Valid laps=11						
5 9'49.722 37.673 22.258 20.975 30.749							1 2'07.559 28.276 22.071 21.364 31.878						
6 1'37.595 27.745 19.844 19.883 30.123 252.3							2 1'41.399 28.420 21.414 20.671 30.894 252.3						
7 1'36.192 27.355 19.604 19.704 29.529 253.5							3 1'37.918 * 27.827 20.152* 19.976 29.963 254.1						
8 1'36.414 27.775 19.484 19.695 29.460 254.7							4 1'37.897 * 27.905 19.884* 19.799 30.309 254.7						
9 1'35.830 27.220 19.555 19.635 29.420 253.5							5 1'37.397 * 27.781 19.943 19.825* 29.848 254.1						
10 1'35.946 27.109 19.332 19.924 29.581 254.7							6 1'37.317 * 27.531 19.966* 19.803 30.017 254.1						
11 1'38.062 P 27.069 19.445 20.981 30.567 254.7							7 1'36.252 27.413 19.760 19.644 29.435 255.3						
12 8'36.330 27.075 20.253 20.254 29.575							8 1'37.614 27.466 20.012 19.791 30.345 258.3						
23rd 5 Jaume MASIA Preicanos Racing Tea SPA Runs=2 Total laps=18 Full laps=15 Valid laps=8							9 1'37.328 27.400 19.604 19.970 30.354 254.7						
1 2'01.870 28.847 22.405 22.637 31.896							10 1'36.773 27.480 19.815 19.817 29.661 253.5						
2 1'41.452 28.563 20.851 20.634 31.404 256.5							11 1'37.560 27.507 19.804 20.752 29.497 251.1						
3 1'39.015 * 28.060 20.346* 20.212 30.397 257.1							12 1'36.162 27.400 19.544 19.671 29.547 254.1						
4 1'37.554 * 27.449 20.112* 19.924 30.069 257.1							13 1'37.000 P 27.487 19.836 20.251 29.426 253.5						
5 1'37.330 * 27.622 19.821 19.905* 29.982 258.3							14 8'22.536 26.371 20.269 19.980 30.073						
6 1'39.181 27.447 20.980 20.753 30.001 258.9							15 1'35.918 * 27.458 19.479* 19.586 29.395 255.3						
							16 1'36.290 * 27.367 19.658* 19.713 29.552 252.9						
							17 1'36.193 * 27.233 19.659* 19.599 29.702 252.9						

Fastest Lap: Fermin ALDEGUER Beta Tools SpeedUp SPA **1'33.955** 26.727 18.910 19.295 29.023

These data/results cannot be reproduced, stored and/or transmitted in whole or in part by any manner of electronic, mechanical, photocopying, recording, broadcasting or otherwise now known or herein after developed without the previous express consent by the copyright owner, except for reproduction in daily press and regular printed publications on sale to the public within 60 days of the event related to those data/results and always provided that copyright symbol appears together as follows below.
© DORNA, 2024



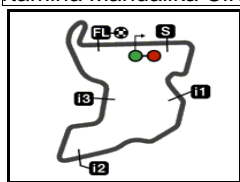
Free Practice

Moto2

Lap	Lap Time	T1	T2	T3	T4	Speed	Lap	Lap Time	T1	T2	T3	T4	Speed					
18	1'39.465	27.353	19.757	19.933	32.422	252.9	8	1'42.581	27.395	19.549	25.506	30.131	259.6					
19	1'35.999	27.264	19.553	19.741	29.441	256.5	9	1'37.826	27.456	19.821	19.811	30.738	259.6					
20	1'35.918	27.137	19.573	19.773	29.435	254.7	10	1'36.828	27.510	19.743	19.708	29.867	258.9					
21	1'36.216	27.156	19.737	19.700	29.623	254.7	11	1'39.839 P	27.936	20.177	20.748	30.978	258.3					
26th 43 Xavier ARTIGAS KLINT Forward Factor SPA Runs=2 Total laps=17 Full laps=14 Valid laps=13							12	11'36.349	27.162	20.642	21.342	34.229						
1	2'00.175	28.278	22.159	23.368	32.919		13	1'36.761	27.304	19.784	19.914	29.759	258.3					
2	1'44.732	28.060	20.461	20.223	35.988	256.5	14	1'38.869	27.295	20.057	20.736	30.781	259.6					
3	1'38.657	27.782	20.208	20.291	30.376	258.3	15	1'36.786	27.357	19.851	19.761	29.817	259.6					
4	1'37.612	27.494	20.068	19.952	30.098	258.9	16	1'38.358 *	27.442	20.313*	20.932	29.671	257.1					
5	1'37.476 *	27.446	20.028	19.948*	30.054	257.7	17	1'36.291	27.230	19.758	19.644	29.659	258.9					
6	1'38.335	28.355	20.085	19.903	29.992	258.3	18	1'40.986	28.808	20.458	21.900	29.820	258.9					
7	1'37.187	27.540	19.884	19.883	29.880	257.7	19	1'35.984 *	27.201	19.718*	19.665	29.400	259.6					
8	1'36.987	27.212	20.047	19.842	29.886	257.1												
9	1'51.862 P	34.445	26.585	20.114	30.718	255.3												
10	14'38.255	31.838	26.059	26.137	34.293													
11	1'37.281	27.666	20.030	19.738	29.847	257.7												
12	1'36.604	27.279	19.880	19.618	29.827	257.1												
13	1'36.276	27.199	19.824	19.637	29.616	257.1												
14	1'37.684	27.254	19.740	19.814	30.876	257.1												
15	1'36.283	27.227	19.650	19.868	29.538	259.6												
16	1'36.349	27.311	19.776	19.623	29.639	257.7												
17	1'36.086	27.137	19.771	19.747	29.431	257.1												
27th 17 Daniel MUÑOZ Preicanos Racing Tea SPA Runs=2 Total laps=19 Full laps=16 Valid laps=9																		
1	1'57.457	30.428	21.930	22.095	31.771													
2	1'41.961	28.924	20.695	21.198	31.144	250.0												
3	1'39.309 *	28.411	20.031*	20.444	30.423	253.5												
4	1'40.264 *	27.956	20.488*	21.725	30.095	254.1												
5	1'37.713 *	27.793	19.623	20.133*	30.164	252.3												
6	1'40.701	27.486	20.714	20.342	32.159	255.9												
7	1'37.338	27.611	19.624	20.024	30.079	256.5												
8	1'36.991 *	27.533	19.712*	19.918	29.828	257.7												
9	1'41.364	27.613	20.277	20.503	32.971	255.9												
10	1'36.705	27.412	19.488	19.972	29.833	258.9												
11	1'36.332	27.368	19.392	19.912	29.660	257.7												
12	1'39.657 P	27.439	19.456*	20.118	32.644	257.1												
13	10'20.208 *	27.854	19.681*	20.341	31.290													
14	1'36.209 *	27.330	19.465*	19.829	29.585	255.9												
15	1'37.965 *	27.442	19.707*	19.954	30.862	255.9												
16	1'36.269 *	27.303	19.479*	19.665	29.822	257.7												
17	1'36.471	27.429	19.548	19.732	29.762	255.3												
18	1'36.192	27.434	19.574	19.769	29.415	256.5												
19	1'36.190	27.376	19.398	19.658	29.758	255.9												
28th 20 Xavi CARDELUS Fantic Racing AND Runs=2 Total laps=19 Full laps=16 Valid laps=12																		
1	2'07.833	26.933	21.835	21.230	31.959													
2	1'41.561	28.607	21.151	20.683	31.120	251.1												
3	1'38.608 *	27.905	20.354*	20.075	30.274	258.9												
4	1'37.632	27.495	20.123	19.842	30.172	260.8												
5	1'37.681 *	27.595	20.036	20.096*	29.954	260.8												
6	1'37.549	27.495	20.091	19.866	30.097	260.2												
7	1'36.770	27.276	19.807	19.994	29.693	258.9												

Fastest Lap: Fermin ALDEGUER Beta Tools SpeedUp SPA 1'33.955 26.727 18.910 19.295 29.023

These data/results cannot be reproduced, stored and/or transmitted in whole or in part by any manner of electronic, mechanical, photocopying, recording, broadcasting or otherwise now known or herein after developed without the previous express consent by the copyright owner, except for reproduction in daily press and regular printed publications on sale to the public within 60 days of the event related to those data/results and always provided that copyright symbol appears together as follows below.
© DORNA, 2024



4301 m.

PERTAMINA GRAND PRIX OF INDONESIA

Free Practice

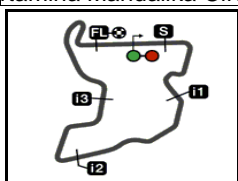
Best Partial Times

IT Ideal Lap Time, sum of the best partial times

BT Best Lap Time

T1		T2		T3		T4				IT		BT	
Pos	Rider	Time	Rider	Time	Rider	Time	Rider	Time	Pos	Rider	IT	BT	
1	F.ALDEGUER	26.727	F.ALDEGUER	18.910	A.CANET	19.209	F.ALDEGUER	28.902	1	F.ALDEGUER	1'33.834	1'33.955	(1)
2	T.ARBOLINO	26.754	A.CANET	18.949	F.ALDEGUER	19.295	M.GONZALEZ	28.956	2	T.ARBOLINO	1'33.996	1'34.229	(3)
3	S.CHANTRA	26.764	T.ARBOLINO	18.965	T.ARBOLINO	19.300	T.ARBOLINO	28.977	3	A.CANET	1'34.005	1'34.005	(2)
4	S.AGIUS	26.846	A.LOPEZ	19.051	S.CHANTRA	19.300	A.CANET	28.987	4	S.CHANTRA	1'34.239	1'34.239	(4)
5	J.DIXON	26.851	S.CHANTRA	19.064	M.GONZALEZ	19.332	J.DIXON	29.096	5	M.GONZALEZ	1'34.242	1'34.242	(5)
6	A.OGURA	26.854	M.GONZALEZ	19.079	D.ÖNCÜ	19.345	D.ÖNCÜ	29.104	6	D.ÖNCÜ	1'34.536	1'34.792	(7)
7	A.CANET	26.860	A.OGURA	19.100	A.OGURA	19.435	A.LOPEZ	29.105	7	A.LOPEZ	1'34.584	1'34.812	(8)
8	M.GONZALEZ	26.875	A.ARENAS	19.183	S.AGIUS	19.436	S.CHANTRA	29.111	8	J.DIXON	1'34.587	1'34.874	(9)
9	D.ÖNCÜ	26.877	J.DIXON	19.188	J.DIXON	19.452	S.AGIUS	29.119	9	A.OGURA	1'34.592	1'34.735	(6)
10	F.SALAC	26.894	D.ÖNCÜ	19.210	A.LOPEZ	19.484	M.RAMIREZ	29.180	10	S.AGIUS	1'34.645	1'34.986	(11)
11	A.LOPEZ	26.944	S.AGIUS	19.244	J.ALCOBA	19.491	I.GUEVARA	29.186	11	A.ARENAS	1'34.848	1'34.937	(10)
12	A.ARENAS	26.948	M.RAMIREZ	19.320	A.ARENAS	19.495	J.ALCOBA	29.188	12	J.ALCOBA	1'34.965	1'35.049	(12)
13	J.ALCOBA	26.957	J.ALCOBA	19.329	I.GUEVARA	19.500	A.OGURA	29.203	13	M.RAMIREZ	1'35.059	1'35.327	(14)
14	I.GUEVARA	26.981	J.ROBERTS	19.332	D.BINDER	19.501	A.ARENAS	29.222	14	I.GUEVARA	1'35.091	1'35.169	(13)
15	D.BINDER	26.982	A.ESCRIG	19.336	S.GARCIA	19.508	F.SALAC	29.236	15	D.BINDER	1'35.267	1'35.709	(19)
16	C.VIETTI	26.999	D.MUÑOZ	19.392	J.MASIA	19.533	D.BINDER	29.240	16	F.SALAC	1'35.319	1'35.462	(15)
17	M.RAMIREZ	27.014	J.MASIA	19.415	C.VIETTI	19.545	C.VIETTI	29.317	17	C.VIETTI	1'35.418	1'35.523	(17)
18	J.MASIA	27.040	I.GUEVARA	19.424	M.RAMIREZ	19.545	A.SASAKI	29.345	18	J.ROBERTS	1'35.456	1'35.830	(22)
19	J.ROBERTS	27.069	S.GARCIA	19.425	Z.VD GOORBER	19.551	B.BALTUS	29.395	19	S.GARCIA	1'35.511	1'35.511	(16)
20	A.ESCRIG	27.088	Z.VD GOORBER	19.464	F.SALAC	19.553	X.CARDELUS	29.400	20	A.ESCRIG	1'35.520	1'35.582	(18)
21	S.GARCIA	27.113	B.BALTUS	19.544	M.AJI	19.555	Z.VD GOORBER	29.413	21	J.MASIA	1'35.536	1'35.832	(23)
22	M.AJI	27.113	D.BINDER	19.544	B.BALTUS	19.586	D.MUÑOZ	29.415	22	Z.VD GOORBER	1'35.566	1'35.711	(20)
23	S.ASAKI	27.119	M.AJI	19.547	A.SASAKI	19.613	J.ROBERTS	29.420	23	M.AJI	1'35.644	1'35.883	(24)
24	B.BALTUS	27.137	X.CARDELUS	19.549	X.ARTIGAS	19.618	M.AJI	29.429	24	B.BALTUS	1'35.662	1'35.918	(25)

These data/results cannot be reproduced, stored and/or transmitted in whole or in part by any manner of electronic, mechanical, photocopying, recording, broadcasting or otherwise now known or herein after developed without the previous express consent by the copyright owner, except for reproduction in daily press and regular printed publications on sale to the public within 60 days of the event related to those data/results and always provided that copyright symbol appears together as follows below.
© DORNA, 2024



4301 m.

PERTAMINA GRAND PRIX OF INDONESIA

Free Practice

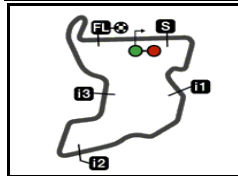
Best Partial Times

IT Ideal Lap Time, sum of the best partial times

BT Best Lap Time

T1		T2		T3		T4				<i>IT</i>	<i>BT</i>	
<i>Pos</i>	<i>Rider</i>	<i>Time</i>	<i>Rider</i>	<i>Time</i>	<i>Rider</i>	<i>Time</i>	<i>Rider</i>	<i>Time</i>	<i>Pos</i>	<i>Rider</i>		
25	X.ARTIGAS	27.137	C.VIETTI	19.557	A.ESCRIG	19.623	X.ARTIGAS	29.431	25	D.MUÑOZ	1'35.768	1'36.190 (27)
26	Z.VD GOORBER	27.138	F.SALAC	19.636	J.ROBERTS	19.635	S.GARCIA	29.465	26	X.CARDELUS	1'35.794	1'36.291 (28)
27	X.CARDELUS	27.201	X.ARTIGAS	19.650	X.CARDELUS	19.644	A.ESCRIG	29.473	27	A.SASAKI	1'35.818	1'35.818 (21)
28	D.MUÑOZ	27.303	A.SASAKI	19.741	D.MUÑOZ	19.658	J.MASIA	29.548	28	X.ARTIGAS	1'35.836	1'36.086 (26)

These data/results cannot be reproduced, stored and/or transmitted in whole or in part by any manner of electronic, mechanical, photocopying, recording, broadcasting or otherwise now known or herein after developed without the previous express consent by the copyright owner, except for reproduction in daily press and regular printed publications on sale to the public within 60 days of the event related to those data/results and always provided that copyright symbol appears together as follows below.
© DORNA, 2024




4301 m.

PERTAMINA GRAND PRIX OF INDONESIA

Free Practice

Fastest Laps Sequence

<i>Practice Time</i>	 <i>Rider</i>	<i>Nation</i>	<i>Motorcycle</i>	<i>Time</i>	<i>Km/h</i>	<i>Rider's Lap</i>
3'25.535	21 Alonso LOPEZ	SPA	BOSCOSCURO	1'37.020	159.5	2
4'14.131	14 Tony ARBOLINO	ITA	KALEX	1'36.483	160.4	2
5'36.112	35 Somkiat CHANTRA	THA	KALEX	1'36.127	161.0	3
5'39.704	18 Manuel GONZALEZ	SPA	KALEX	1'35.737	161.7	3
5'49.572	14 Tony ARBOLINO	ITA	KALEX	1'35.441	162.2	3
9'12.635	44 Aron CANET	SPA	KALEX	1'35.362	162.3	5
10'22.905	35 Somkiat CHANTRA	THA	KALEX	1'35.314	162.4	6
10'27.039	18 Manuel GONZALEZ	SPA	KALEX	1'35.262	162.5	6
10'36.009	14 Tony ARBOLINO	ITA	KALEX	1'35.129	162.7	6
12'11.038	14 Tony ARBOLINO	ITA	KALEX	1'35.029	162.9	7
13'58.545	44 Aron CANET	SPA	KALEX	1'34.990	163.0	8
17'08.544	44 Aron CANET	SPA	KALEX	1'34.825	163.2	10
18'34.586	14 Tony ARBOLINO	ITA	KALEX	1'34.722	163.4	11
32'03.394	35 Somkiat CHANTRA	THA	KALEX	1'34.474	163.8	14
35'05.269	54 Fermin ALDEGUER	SPA	BOSCOSCURO	1'34.433	163.9	14
35'13.438	35 Somkiat CHANTRA	THA	KALEX	1'34.239	164.3	16
35'48.558	14 Tony ARBOLINO	ITA	KALEX	1'34.229	164.3	16
38'14.864	54 Fermin ALDEGUER	SPA	BOSCOSCURO	1'34.174	164.4	16
39'57.205	44 Aron CANET	SPA	KALEX	1'34.005	164.7	17
41'22.916	54 Fermin ALDEGUER	SPA	BOSCOSCURO	1'33.955	164.7	18

These data/results cannot be reproduced, stored and/or transmitted in whole or in part by any manner of electronic, mechanical, photocopying, recording, broadcasting or otherwise now known or herein after developed without the previous express consent by the copyright owner, except for reproduction in daily press and regular printed publications on sale to the public within 60 days of the event related to those data/results and always provided that copyright symbol appears together as follows below.

© DORNA, 2024