


4226 m.

GRAN PREMIO PRAMAC DELL'EMILIA-ROMAGNA

Warm Up

Classification

25

	Rider	Nation	Team	Motorcycle	Time	Lap	Total	Gap	Top Speed
1	23 Enea BASTIANINI	ITA	Ducati Lenovo Team	DUCATI	1'31.519	6	6		302.5
2	21 Franco MORBIDELLI	ITA	Prima Pramac Racing	DUCATI	1'31.776	7	7	0.257 0.257	303.3
3	20 Fabio QUARTARARO	FRA	Monster Energy Yamaha MotoGP	YAMAHA	1'31.956	7	7	0.437 0.180	292.6
4	31 Pedro ACOSTA	SPA	Red Bull GASGAS Tech3	KTM	1'31.970	7	7	0.451 0.014	298.3
5	33 Brad BINDER	RSA	Red Bull KTM Factory Racing	KTM	1'32.006	7	7	0.487 0.036	300.8
6	93 Marc MARQUEZ	SPA	Gresini Racing MotoGP	DUCATI	1'32.141	6	6	0.622 0.135	300.8
7	89 Jorge MARTIN	SPA	Prima Pramac Racing	DUCATI	1'32.220	6	6	0.701 0.079	305.9
8	1 Francesco BAGNAIA	ITA	Ducati Lenovo Team	DUCATI	1'32.234	6	6	0.715 0.014	303.3
9	73 Alex MARQUEZ	SPA	Gresini Racing MotoGP	DUCATI	1'32.251	7	7	0.732 0.017	300.0
10	41 Aleix ESPARGARO	SPA	Aprilia Racing	APRILIA	1'32.442	6	6	0.923 0.191	299.1
11	10 Luca MARINI	ITA	Repsol Honda Team	HONDA	1'32.446	6	7	0.927 0.004	295.8
12	37 Augusto FERNANDEZ	SPA	Red Bull GASGAS Tech3	KTM	1'32.478	7	7	0.959 0.032	296.7
13	25 Raul FERNANDEZ	SPA	Trackhouse Racing	APRILIA	1'32.589	5	6	1.070 0.111	296.7
14	36 Joan MIR	SPA	Repsol Honda Team	HONDA	1'32.594	6	7	1.075 0.005	299.1
15	49 Fabio DI GIANNANTONIO	ITA	Pertamina Enduro VR46 Racing Te	DUCATI	1'32.607	6	7	1.088 0.013	301.6
16	72 Marco BEZZECCHI	ITA	Pertamina Enduro VR46 Racing Te	DUCATI	1'32.619	6	7	1.100 0.012	302.5
17	43 Jack MILLER	AUS	Red Bull KTM Factory Racing	KTM	1'32.713	7	7	1.194 0.094	300.0
18	30 Takaaki NAKAGAMI	JPN	IDEMITSU Honda LCR	HONDA	1'32.834	6	6	1.315 0.121	294.2
19	88 Miguel OLIVEIRA	POR	Trackhouse Racing	APRILIA	1'32.859	6	6	1.340 0.025	297.5
20	5 Johann ZARCO	FRA	CASTROL Honda LCR	HONDA	1'32.865	6	6	1.346 0.006	293.4
21	12 Maverick VIÑALES	SPA	Aprilia Racing	APRILIA	1'43.465	4	4	11.946 10.600	291.8

Practice condition: Dry

Air: 16°

Humidity: 84%

Ground: 15°

Fastest Lap:	Lap: 6	Enea BASTIANINI	1'31.519	166.2 Km/h
Best Race Lap:	2024	Marc MARQUEZ	1'31.564	166.1 Km/h
All-Time Lap Record:	2024	Francesco BAGNAIA	1'30.031	168.9 Km/h

The results are provisional until the end of the limit for protest and appeals.

Time limit for protest expires 60' after publication of the results - Time:

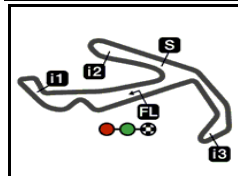
These data/results cannot be reproduced, stored and/or transmitted in whole or in part by any manner of electronic, mechanical, photocopying, recording, broadcasting or otherwise now known or herein after developed without the previous express consent by the copyright owner, except for reproduction in daily press and regular printed publications on sale to the public within 60 days of the event related to those data/results and always provided that copyright symbol appears together as follows below.

© DORNA, 2024

Official MotoGP Timing by TISSOT
www.motogp.com



Misano Adriatico, Sunday, September 22, 2024



4226 m.

GRAN PREMIO PRAMAC DELL'EMILIA-ROMAGNA

Warm Up

Top Speed & Average

26



Rider	Nation	Motorcycle	Top 5 speeds					Average	Top
89 Jorge MARTIN	SPA	DUCATI	305.9	304.2	303.3	299.1	283.4	299.2	305.9
1 Francesco BAGNAIA	ITA	DUCATI	303.3	300.0	300.0	298.3	288.7	298.1	303.3
21 Franco MORBIDELLI	ITA	DUCATI	303.3	302.5	302.5	301.6	300.8	302.1	303.3
23 Enea BASTIANINI	ITA	DUCATI	302.5	300.8	300.0	300.0	292.6	299.2	302.5
72 Marco BEZZECCHI	ITA	DUCATI	302.5	300.8	300.8	300.8	299.1	300.8	302.5
49 Fabio DI GIANNANTONIO	ITA	DUCATI	301.6	300.8	298.3	297.5	297.5	299.1	301.6
33 Brad BINDER	RSA	KTM	300.8	300.0	299.1	297.5	296.7	298.8	300.8
93 Marc MARQUEZ	SPA	DUCATI	300.8	298.3	297.5	297.5	291.1	297.0	300.8
43 Jack MILLER	AUS	KTM	300.0	300.0	299.1	297.5	297.5	298.6	300.0
73 Alex MARQUEZ	SPA	DUCATI	300.0	299.1	298.3	298.3	297.5	298.5	300.0
36 Joan MIR	SPA	HONDA	299.1	297.5	297.5	297.5	296.7	297.5	299.1
41 Aleix ESPARGARO	SPA	APRILIA	299.1	299.1	297.5	296.7	295.8	297.6	299.1
31 Pedro ACOSTA	SPA	KTM	298.3	298.3	297.5	297.5	296.7	297.4	298.3
88 Miguel OLIVEIRA	POR	APRILIA	297.5	296.7	296.7	295.8	294.2	296.2	297.5
25 Raul FERNANDEZ	SPA	APRILIA	296.7	295.0	295.0	294.2	291.8	294.5	296.7
37 Augusto FERNANDEZ	SPA	KTM	296.7	296.7	296.7	295.8	295.0	296.2	296.7
10 Luca MARINI	ITA	HONDA	295.8	295.8	295.0	293.4	293.4	294.5	295.8
30 Takaaki NAKAGAMI	JPN	HONDA	294.2	294.2	294.2	293.4	291.8	293.6	294.2
5 Johann ZARCO	FRA	HONDA	293.4	293.4	292.6	291.8	288.0	291.2	293.4
20 Fabio QUARTARARO	FRA	YAMAHA	292.6	292.6	291.8	291.8	291.8	292.1	292.6
12 Maverick VIÑALES	SPA	APRILIA	291.8	288.7	285.7	279.7		286.5	291.8

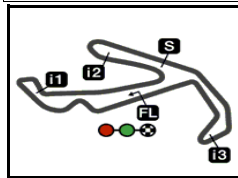
These data/results cannot be reproduced, stored and/or transmitted in whole or in part by any manner of electronic, mechanical, photocopying, recording, broadcasting or otherwise now known or herein after developed without the previous express consent by the copyright owner, except for reproduction in daily press and regular printed publications on sale to the public within 60 days of the event related to those data/results and always provided that copyright symbol appears together as follows below.

© DORNA, 2024

Official MotoGP Timing by TISSOT
www.motogp.com



Misano Adriatico, Sunday, September 22, 2024



4226 m.

GRAN PREMIO PRAMAC DELL'EMILIA-ROMAGNA

Warm Up

Chronological Analysis of Performances

27

* Lap / Sector time cancelled

T1 Time from finish line to 1st intermediate

T3 Time from 2nd intermed. to 3rd intermed.

P Crossing the finish line in pit lane

T2 Time from 1st intermed. to 2nd intermed.

T4 Time from 3rd intermediate to finish line

**Tyre data subject to further updates

Lap	Lap Time	T1	T2	T3	T4	Speed	Lap	Lap Time	T1	T2	T3	T4	Speed
1st	23	Enea BASTIANINI		DUCATI		ITA	4	1'32.843	26.171	20.823	25.083	20.766	296.7
		Ducati Lenovo Team					5	1'32.102	25.863	20.523	24.982	20.734	296.7
		Runs=1	Total laps=6	Full laps=5	Valid laps=5		6	1'33.963 *	26.872*	20.782	25.379	20.930	298.3
Run #	1	Front Tyre	Slick-Soft	Rear Tyre	Slick-Medium		7	1'31.970	25.831	20.592	24.933	20.614	296.7
		New Tyre		New Tyre									
1	2'22.215	35.170	22.735	26.994	22.354	291.8							
2	1'34.821	26.707	21.204	25.750	21.160	300.8							
3	1'35.823	26.411	21.200	27.086	21.126	292.6							
4	1'32.659	26.251	20.742	24.926	20.740	302.5							
5	1'32.069	25.878	20.692	24.829	20.670	300.0							
6	1'31.519	25.776	20.553	24.661	20.529	300.0							
2nd	21	Franco MORBIDELLI		DUCATI		ITA	5th	33	Brad BINDER		KTM		RSA
		Prima Pramac Racing							Red Bull KTM Factory Racing				
		Runs=1	Total laps=7	Full laps=6	Valid laps=6			Runs=1	Total laps=7	Full laps=6	Valid laps=3		
Run #	1	Front Tyre	Slick-Soft	Rear Tyre	Slick-Medium		Run #	1	Front Tyre	Slick-Soft	Rear Tyre	Slick-Medium	
		New Tyre		New Tyre					New Tyre		New Tyre		
1	1'58.541	35.965	23.053	26.769	22.097	290.3	1	2'00.668	35.470	22.848	26.791	21.855	294.2
2	1'35.265	26.964	21.267	25.628	21.406	301.6	2	1'35.186 *	27.181	21.220	25.555	21.230*	297.5
3	1'34.981	27.039	21.196	25.348	21.398	300.8	3	1'33.421 *	26.180	20.979	25.277	20.985*	299.1
4	1'32.709	25.996	20.639	25.144	20.930	303.3	4	1'32.742 *	26.289	20.699	25.067*	20.687	300.0
5	1'36.210	26.095	20.664	25.416	24.035	299.1	5	1'32.543	25.804	20.623	25.209	20.907	300.8
6	1'31.810	25.811	20.606	24.726	20.667	302.5	6	1'32.232	25.790	20.582	25.115	20.745	296.7
7	1'31.776	25.735	20.542	24.670	20.829	302.5	7	1'32.006	25.857	20.566	24.929	20.654	295.8
3rd	20	Fabio QUARTARARO		YAMAHA		FRA	6th	93	Marc MARQUEZ		DUCATI		SPA
		Monster Energy Yamaha MotoGP Team							Gresini Racing MotoGP				
		Runs=1	Total laps=7	Full laps=6	Valid laps=6			Runs=1	Total laps=6	Full laps=5	Valid laps=5		
Run #	1	Front Tyre	Slick-Soft	Rear Tyre	Slick-Medium		Run #	1	Front Tyre	Slick-Soft	Rear Tyre	Slick-Medium	
		New Tyre		New Tyre					New Tyre		New Tyre		
1	1'56.262	35.305	22.749	27.227	22.639	290.3	1	2'20.271	35.123	23.950	27.769	22.477	267.9
2	1'36.858	27.630	21.695	25.958	21.575	290.3	2	1'37.110	27.535	22.773	25.649	21.153	297.5
3	1'33.823	26.441	21.031	25.193	21.158	291.8	3	1'35.171	26.523	20.969	26.490	21.189	291.1
4	1'32.668	25.906	20.852	24.936	20.974	291.8	4	1'33.523	26.898	20.848	25.082	20.695	300.8
5	1'32.191	25.749	20.772	24.810	20.860	292.6	5	1'32.701	25.952	20.655	25.205	20.889	297.5
6	1'32.055	25.697	20.777	24.759	20.822	292.6	6	1'32.141	25.936	20.595	24.991	20.619	298.3
7	1'31.956	25.606	20.815	24.835	20.700	291.8							
4th	31	Pedro ACOSTA		KTM		SPA	7th	89	Jorge MARTIN		DUCATI		SPA
		Red Bull GASGAS Tech3							Prima Pramac Racing				
		Runs=1	Total laps=7	Full laps=6	Valid laps=4			Runs=1	Total laps=6	Full laps=5	Valid laps=3		
Run #	1	Front Tyre	Slick-Soft	Rear Tyre	Slick-Medium		Run #	1	Front Tyre	Slick-Soft	Rear Tyre	Slick-Medium	
		New Tyre		New Tyre					New Tyre		New Tyre		
1	2'07.698	34.813	22.717	27.081	22.041	297.5	1	2'20.939	34.934	24.238	27.707	22.726	274.8
2	1'35.182 *	26.979	21.140	25.862*	21.201	298.3	2	1'35.875 *	27.272	21.545	25.727*	21.331	299.1
3	1'33.201	26.269	20.773	25.290	20.869	297.5	3	1'36.329	26.263	22.607	26.229	21.230	283.4
							4	1'33.299 *	26.437	20.837	25.124	20.901*	305.9
							5	1'32.410	25.968	20.636	24.977	20.829	304.2
							6	1'32.220	26.063	20.578	24.962	20.617	303.3

Fastest Lap: Enea BASTIANINI Ducati Lenovo Team ITA **1'31.519** 25.776 20.553 24.661 20.529

These data/results cannot be reproduced, stored and/or transmitted in whole or in part by any manner of electronic, mechanical, photocopying, recording, broadcasting or otherwise now known or herein after developed without the previous express consent by the copyright owner, except for reproduction in daily press and regular printed publications on sale to the public within 60 days of the event related to those data/results and always provided that copyright symbol appears together as follows below.
© DORNA, 2024

Warm Up

MotoGP

Lap	Lap Time	T1	T2	T3	T4	Speed	Lap	Lap Time	T1	T2	T3	T4	Speed			
8th	1	Francesco BAGNAIA		DUCATI		ITA	3	1'34.795 *	26.383	21.754	25.656	21.002*	296.7			
		Ducati Lenovo Team						4	1'33.169	26.094	20.871	25.325	20.879	295.8		
		Runs=1		Total laps=6		Full laps=5		Valid laps=5		5	1'32.720	25.918	20.746	25.271	20.785	295.0
		Run #	1	Front Tyre Slick-Soft		Rear Tyre Slick-Medium				6	1'32.754	25.975	20.682	25.202	20.895	296.7
				New Tyre		New Tyre				7	1'32.478	25.872	20.708	25.180	20.718	296.7
				1	2'21.985	34.520	22.587	26.768	21.830	288.0						
				2	1'34.953	26.593	21.302	25.790	21.268	300.0						
3	1'35.681	26.392	21.950	26.293	21.046	300.0										
4	1'32.673	26.304	20.662	24.996	20.711	298.3										
5	1'34.251	25.782	21.336	26.125	21.008	288.7										
6	1'32.234	25.946	20.779	24.876	20.633	303.3										
9th	73	Alex MARQUEZ		DUCATI		SPA										
		Gresini Racing MotoGP														
		Runs=1		Total laps=7		Full laps=6		Valid laps=6								
		Run #	1	Front Tyre Slick-Soft		Rear Tyre Slick-Medium										
				New Tyre		New Tyre										
				1	2'05.481	35.210	24.306	29.063	22.577	226.8						
				2	1'37.933	27.650	22.912	25.933	21.438	299.1						
3	1'33.652	26.436	21.119	25.098	20.999	297.5										
4	1'32.919	26.188	20.787	25.155	20.789	298.3										
5	1'33.877	26.087	21.100	25.645	21.045	297.5										
6	1'32.500	25.947	20.670	25.068	20.815	298.3										
7	1'32.251	25.997	20.577	24.926	20.751	300.0										
10th	41	Aleix ESPARGARO		APRILIA		SPA										
		Aprilia Racing														
		Runs=1		Total laps=6		Full laps=5		Valid laps=3								
		Run #	1	Front Tyre Slick-Soft		Rear Tyre Slick-Medium										
				New Tyre		New Tyre										
				1	2'05.250	33.691	23.107	27.459	22.766	290.3						
				2	1'38.967 *	27.537	23.415	26.266*	21.749	295.8						
3	1'34.797 *	26.654	21.302	25.509	21.332*	299.1										
4	1'35.615	26.535	21.928	25.809	21.343	297.5										
5	1'33.170	26.167	20.911	25.112	20.980	296.7										
6	1'32.442	25.928	20.844	24.890	20.780	299.1										
11th	10	Luca MARINI		HONDA		ITA										
		Repsol Honda Team														
		Runs=1		Total laps=7		Full laps=6		Valid laps=5								
		Run #	1	Front Tyre Slick-Soft		Rear Tyre Slick-Medium										
				New Tyre		New Tyre										
				1	1'56.322	35.445	23.650	27.280	22.495	283.4						
				2	1'36.925	27.696	21.767	25.904	21.558	293.4						
3	1'33.938	26.434	21.154	25.319	21.031	295.0										
4	1'32.857	26.028	20.907	25.036	20.886	293.4										
5	1'32.757	26.049	20.779	25.075	20.854	293.4										
6	1'32.446	25.977	20.751	24.907	20.811	295.8										
7	1'32.363 *	25.925	20.653	24.945*	20.840	295.8										
12th	37	Augusto FERNANDEZ		KTM		SPA										
		Red Bull GASGAS Tech3														
		Runs=1		Total laps=7		Full laps=6		Valid laps=5								
		Run #	1	Front Tyre Slick-Soft		Rear Tyre Slick-Medium										
				New Tyre		New Tyre										
				1	2'06.044	34.778	22.952	27.198	21.880	285.7						
				2	1'35.835	27.194	21.435	25.877	21.329	293.4						

Fastest Lap: Enea BASTIANINI Ducati Lenovo Team ITA 1'31.519 25.776 20.553 24.661 20.529

These data/results cannot be reproduced, stored and/or transmitted in whole or in part by any manner of electronic, mechanical, photocopying, recording, broadcasting or otherwise now known or herein after developed without the previous express consent by the copyright owner, except for reproduction in daily press and regular printed publications on sale to the public within 60 days of the event related to those data/results and always provided that copyright symbol appears together as follows below.
© DORNA, 2024

Official MotoGP Timing by TISSOT
www.motogp.com



Warm Up

MotoGP

Lap	Lap Time	T1	T2	T3	T4	Speed	Lap	Lap Time	T1	T2	T3	T4	Speed	
17th	43	Jack MILLER				KTM	AUS	Run # 1	<i>Front Tyre</i>	<i>Slick-Soft</i>	<i>Rear Tyre</i>	<i>Slick-Medium</i>		
Red Bull KTM Factory Racing														
Runs=1 Total laps=7 Full laps=6 Valid laps=6														
Run #	1	<i>Front Tyre</i>		<i>Slick-Soft</i>		<i>Rear Tyre</i>		<i>Slick-Medium</i>						
New Tyre New Tyre														
1	1'57.311	34.114	22.194	26.909	22.863	297.5	1	1'56.373	35.188	22.792	27.065	23.266	291.8	
2	1'36.310	27.346	21.499	26.069	21.396	291.1	2	1'40.557 P	31.749*	23.214	27.657	17.937	288.7	
3	1'33.953	26.700	20.870	25.497	20.886	299.1	Run # 2	<i>Front Tyre</i>	<i>Slick-Soft</i>	<i>Rear Tyre</i>	<i>Slick-Medium</i>			
4	1'33.690	26.230	21.258	25.348	20.854	297.5	2 Laps at start						2 Laps at start	
5	1'32.719	26.184	20.646	25.150	20.739	297.5	3	1'50.847 *	35.185	24.396	28.047	23.219*	285.7	
6	1'33.553	25.995	21.311	25.407	20.840	300.0	4	1'43.465	28.681	23.254	27.694	23.836	279.7	
7	1'32.713	26.044	20.816	25.142	20.711	300.0								

18th	30	Takaaki NAKAGAMI				HONDA	JPN				
IDEMITSU Honda LCR											
Runs=1 Total laps=6 Full laps=5 Valid laps=4											
Run #	1	<i>Front Tyre</i>		<i>Slick-Soft</i>		<i>Rear Tyre</i>		<i>Slick-Medium</i>			
New Tyre New Tyre											
1	2'11.217	35.492	24.220	27.615	23.170	288.7					
2	1'38.623 *	27.611	22.823	26.253*	21.936	291.8					
3	1'34.932	26.725	21.509	25.351	21.347	294.2					
4	1'33.605	26.276	21.143	25.106	21.080	293.4					
5	1'33.637	26.116	21.237	25.194	21.090	294.2					
6	1'32.834	25.984	20.863	25.027	20.960	294.2					

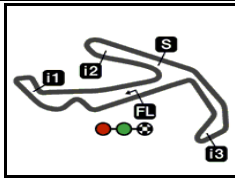
19th	88	Miguel OLIVEIRA				APRILIA	POR				
Trackhouse Racing											
Runs=2 Total laps=6 Full laps=4 Valid laps=4											
Run #	1	<i>Front Tyre</i>		<i>missing data</i>		<i>Rear Tyre</i>		<i>missing data</i>			
** Laps at start ** Laps at start											
1	2'16.536 P	35.773	23.113	27.775	17.113	290.3					
Run #	2	<i>Front Tyre</i>		<i>Slick-Soft</i>		<i>Rear Tyre</i>		<i>Slick-Medium</i>			
** New Tyre ** New Tyre											
2	1'45.508	34.190	22.675	26.841	21.802	294.2					
3	1'35.079	26.958	21.392	25.624	21.105	295.8					
4	1'33.479	26.256	20.959	25.351	20.913	296.7					
5	1'33.269	26.222	20.849	25.250	20.948	297.5					
6	1'32.859	26.041	20.751	25.303	20.764	296.7					

20th	5	Johann ZARCO				HONDA	FRA				
CASTROL Honda LCR											
Runs=2 Total laps=6 Full laps=4 Valid laps=4											
Run #	1	<i>Front Tyre</i>		<i>Slick-Soft</i>		<i>Rear Tyre</i>		<i>Slick-Medium</i>			
** 12 Laps at start ** 12 Laps at start											
1	1'49.802 P	34.689	23.267	27.562	16.885	288.0					
Run #	2	<i>Front Tyre</i>		<i>missing data</i>		<i>Rear Tyre</i>		<i>missing data</i>			
** Laps at start ** Laps at start											
2	1'46.970	34.729	24.020	26.388	21.833	288.0					
3	1'35.265	26.860	21.506	25.561	21.338	292.6					
4	1'33.643	26.342	21.017	25.192	21.092	293.4					
5	1'33.195	26.012	20.936	25.235	21.012	293.4					
6	1'32.865	26.112	20.735	25.167	20.851	291.8					

21st	12	Maverick VIÑALES				APRILIA	SPA
Aprilia Racing							
Runs=2 Total laps=4 Full laps=1 Valid laps=1							

Fastest Lap: Enea BASTIANINI Ducati Lenovo Team ITA **1'31.519** 25.776 20.553 24.661 20.529

These data/results cannot be reproduced, stored and/or transmitted in whole or in part by any manner of electronic, mechanical, photocopying, recording, broadcasting or otherwise now known or herein after developed without the previous express consent by the copyright owner, except for reproduction in daily press and regular printed publications on sale to the public within 60 days of the event related to those data/results and always provided that copyright symbol appears together as follows below.
© DORNA, 2024



4226 m.

GRAN PREMIO PRAMAC DELL'EMILIA-ROMAGNA

Official Starting Grid

Race : 27 laps = 114.102 km

28



1	1 1'30.031 1 Francesco BAGNAIA Ducati	2 1'30.245 89 Jorge MARTIN Ducati	3 1'30.564 23 Enea BASTIANINI Ducati
2	4 1'30.636 33 Brad BINDER KTM	5 1'30.731 31 Pedro ACOSTA KTM	6 1'30.837 72 Marco BEZZECCHI Ducati
3	7 1'30.880 93 Marc MARQUEZ Ducati	8 1'30.909 12 Maverick VIÑALES Aprilia	9 1'30.921 20 Fabio QUARTARARO Yamaha
4	10 1'30.932 21 Franco MORBIDELLI Ducati	11 1'31.037 41 Aleix ESPARGARO Aprilia	12 1'31.114 88 Miguel OLIVEIRA Aprilia
5	13 1'31.285 49 Fabio DI GIANNANTONIO Ducati	14 1'31.402 25 Raul FERNANDEZ Aprilia	15 1'31.428 10 Luca MARINI Honda
6	16 1'31.450 36 Joan MIR Honda	17 1'31.501 5 Johann ZARCO Honda	18 1'31.554 37 Augusto FERNANDEZ KTM
7	19 1'31.695 43 Jack MILLER KTM	20 1'32.061 30 Takaaki NAKAGAMI Honda	21 1'32.332 73 Alex MARQUEZ Ducati

The results are provisional until the end of the limit for protest and appeals and until the ratification of the Event Management Committee.

Time limit for protest expires 60' at the latest after publication of the results - Time:

These data/results cannot be reproduced, stored and/or transmitted in whole or in part by any manner of electronic, mechanical, photocopying, recording, broadcasting or otherwise now known or herein after developed without the previous express consent by the copyright owner, except for reproduction in daily press and regular printed publications on sale to the public within 60 days of the event related to those data/results and always provided that copyright symbol appears together as follows below.

© DORNA, 2024

Official MotoGP Timing by TISSOT
www.motogp.com



Misano Adriatico, Sunday, September 22, 2024



4226 m.

GRAN PREMIO PRAMAC DELL'EMILIA-ROMAGNA

Warm Up

Best Partial Times

MotoGP™

IT Ideal Lap Time, sum of the best partial times*BT* Best Lap Time

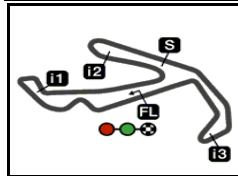
<i>T1</i>		<i>T2</i>		<i>T3</i>		<i>T4</i>				<i>IT</i>	<i>BT</i>	
<i>Pos</i>	<i>Rider</i>	<i>Time</i>	<i>Rider</i>	<i>Time</i>	<i>Rider</i>	<i>Time</i>	<i>Rider</i>	<i>Time</i>	<i>Pos</i>	<i>Rider</i>	<i>IT</i>	<i>BT</i>
1F.	QUARTARARO	25.606	P.ACOSTA	20.523	E.BASTIANINI	24.661	E.BASTIANINI	20.529	1	E.BASTIANINI	1'31.519	1'31.519 (1)
2F.	MORBIDELLI	25.735	F.MORBIDELLI	20.542	F.MORBIDELLI	24.670	P.ACOSTA	20.614	2	F.MORBIDELLI	1'31.614	1'31.776 (2)
3E.	BASTIANINI	25.776	E.BASTIANINI	20.553	F.QUARTARARO	24.759	J.MARTIN	20.617	3	F.QUARTARARO	1'31.837	1'31.956 (3)
4F.	BAGNAIA	25.782	B.BINDER	20.566	F.BAGNAIA	24.876	M.MARQUEZ	20.619	4	P.ACOSTA	1'31.901	1'31.970 (4)
5B.	BINDER	25.790	A.MARQUEZ	20.577	A.ESPARGARO	24.890	F.BAGNAIA	20.633	5	B.BINDER	1'31.939	1'32.006 (5)
6R.	FERNANDEZ	25.822	J.MARTIN	20.578	L.MARINI	24.907	B.BINDER	20.654	6	F.BAGNAIA	1'31.953	1'32.234 (8)
7P.	ACOSTA	25.831	M.MARQUEZ	20.595	A.MARQUEZ	24.926	F.MORBIDELLI	20.667	7	J.MARTIN	1'32.125	1'32.220 (7)
8F.	DI GIANNANTO	25.836	J.MILLER	20.646	B.BINDER	24.929	F.QUARTARARO	20.700	8	M.MARQUEZ	1'32.141	1'32.141 (6)
9A.	FERNANDEZ	25.872	L.MARINI	20.653	P.ACOSTA	24.933	J.MILLER	20.711	9	A.MARQUEZ	1'32.201	1'32.251 (9)
10L.	MARINI	25.925	F.BAGNAIA	20.662	R.FERNANDEZ	24.957	A.FERNANDEZ	20.718	10	L.MARINI	1'32.296	1'32.446 (11)
11A.	ESPARGARO	25.928	A.FERNANDEZ	20.682	M.BEZZECCHI	24.962	A.MARQUEZ	20.751	11	F.DI GIANNAN	1'32.412	1'32.607 (15)
12M.	MARQUEZ	25.936	M.BEZZECCHI	20.705	J.MARTIN	24.962	F.DI GIANNANTO	20.761	12	M.BEZZECCHI	1'32.427	1'32.619 (16)
13J.	MIR	25.947	J.MIR	20.714	M.MARQUEZ	24.991	M.OLIVEIRA	20.764	13	A.ESPARGAR	1'32.442	1'32.442 (10)
14A.	MARQUEZ	25.947	J.ZARCO	20.735	J.MIR	24.994	M.BEZZECCHI	20.774	14	A.FERNANDEZ	1'32.452	1'32.478 (12)
15J.	MARTIN	25.968	F.DI GIANNANTO	20.749	T.NAKAGAMI	25.027	A.ESPARGARO	20.780	15	J.MILLER	1'32.494	1'32.713 (17)
16T.	NAKAGAMI	25.984	M.OLIVEIRA	20.751	F.DI GIANNANTO	25.066	L.MARINI	20.811	16	J.MIR	1'32.538	1'32.594 (14)
17M.	BEZZECCHI	25.986	F.QUARTARARO	20.772	J.MILLER	25.142	J.ZARCO	20.851	17	R.FERNANDEZ	1'32.589	1'32.589 (13)
18J.	MILLER	25.995	A.ESPARGARO	20.844	J.ZARCO	25.167	J.MIR	20.883	18	J.ZARCO	1'32.765	1'32.865 (20)
19J.	ZARCO	26.012	T.NAKAGAMI	20.863	A.FERNANDEZ	25.180	R.FERNANDEZ	20.939	19	M.OLIVEIRA	1'32.806	1'32.859 (19)
20M.	OLIVEIRA	26.041	R.FERNANDEZ	20.871	M.OLIVEIRA	25.250	T.NAKAGAMI	20.960	20	T.NAKAGAMI	1'32.834	1'32.834 (18)
21M.	VIÑALES	28.681	M.VIÑALES	22.792	M.VIÑALES	27.065	M.VIÑALES	23.266	21	M.VIÑALES	1'41.804	1'43.465 (21)

These data/results cannot be reproduced, stored and/or transmitted in whole or in part by any manner of electronic, mechanical, photocopying, recording, broadcasting or otherwise now known or herein after developed without the previous express consent by the copyright owner, except for reproduction in daily press and regular printed publications on sale to the public within 60 days of the event related to those data/results and always provided that copyright symbol appears together as follows below.

© DORNA, 2024

Official MotoGP Timing by TISSOT
www.motogp.com






4226 m.

GRAN PREMIO PRAMAC DELL'EMILIA-ROMAGNA

Warm Up

Fastest Laps Sequence

<i>Practice Time</i>	 <i>Rider</i>	<i>Nation</i>	<i>Motorcycle</i>	<i>Time</i>	<i>Km/h</i>	<i>Rider's Lap</i>
3'33.120	20 Fabio QUARTARARO	FRA	YAMAHA	1'36.858	157.0	2
3'33.621	43 Jack MILLER	AUS	KTM	1'36.310	157.9	2
3'33.806	21 Franco MORBIDELLI	ITA	DUCATI	1'35.265	159.6	2
3'45.858	72 Marco BEZZECCHI	ITA	DUCATI	1'35.045	160.0	2
3'56.938	1 Francesco BAGNAIA	ITA	DUCATI	1'34.953	160.2	2
3'57.036	23 Enea BASTIANINI	ITA	DUCATI	1'34.821	160.4	2
5'06.943	20 Fabio QUARTARARO	FRA	YAMAHA	1'33.823	162.1	3
5'16.081	31 Pedro ACOSTA	SPA	KTM	1'33.201	163.2	3
6'39.611	20 Fabio QUARTARARO	FRA	YAMAHA	1'32.668	164.1	4
7'05.518	23 Enea BASTIANINI	ITA	DUCATI	1'32.659	164.1	4
8'11.802	20 Fabio QUARTARARO	FRA	YAMAHA	1'32.191	165.0	5
8'21.026	31 Pedro ACOSTA	SPA	KTM	1'32.102	165.1	5
8'37.587	23 Enea BASTIANINI	ITA	DUCATI	1'32.069	165.2	5
9'43.857	20 Fabio QUARTARARO	FRA	YAMAHA	1'32.055	165.2	6
9'49.516	21 Franco MORBIDELLI	ITA	DUCATI	1'31.810	165.7	6
10'09.106	23 Enea BASTIANINI	ITA	DUCATI	1'31.519	166.2	6

These data/results cannot be reproduced, stored and/or transmitted in whole or in part by any manner of electronic, mechanical, photocopying, recording, broadcasting or otherwise now known or herein after developed without the previous express consent by the copyright owner, except for reproduction in daily press and regular printed publications on sale to the public within 60 days of the event related to those data/results and always provided that copyright symbol appears together as follows below.

© DORNA, 2024