

4226 m.

GRAN PREMIO PRAMAC DELL'EMILIA-ROMAGNA

Free Practice Nr. 2

Classification

10

	Rider	Nation	Team	Motorcycle	Time	Lap	Total	Gap	Top Speed
1	31 Pedro ACOSTA	SPA	Red Bull GASGAS Tech3	KTM	1'31.451	13	13		301.6
2	20 Fabio QUARTARARO	FRA	Monster Energy Yamaha MotoGP	YAMAHA	1'31.455	12	15	0.004 0.004	295.8
3	1 Francesco BAGNAIA	ITA	Ducati Lenovo Team	DUCATI	1'31.472	7	9	0.021 0.017	300.8
4	93 Marc MARQUEZ	SPA	Gresini Racing MotoGP	DUCATI	1'31.490	5	10	0.039 0.018	300.0
5	89 Jorge MARTIN	SPA	Prima Pramac Racing	DUCATI	1'31.575	13	15	0.124 0.085	302.5
6	12 Maverick VIÑALES	SPA	Aprilia Racing	APRILIA	1'31.725	14	14	0.274 0.150	300.0
7	21 Franco MORBIDELLI	ITA	Prima Pramac Racing	DUCATI	1'31.842	14	15	0.391 0.117	302.5
8	23 Enea BASTIANINI	ITA	Ducati Lenovo Team	DUCATI	1'31.952	12	12	0.501 0.110	300.8
9	25 Raul FERNANDEZ	SPA	Trackhouse Racing	APRILIA	1'32.100	6	13	0.649 0.148	300.0
10	33 Brad BINDER	RSA	Red Bull KTM Factory Racing	KTM	1'32.102	4	13	0.651 0.002	301.6
11	41 Aleix ESPARGARO	SPA	Aprilia Racing	APRILIA	1'32.117	13	13	0.666 0.015	297.5
12	37 Augusto FERNANDEZ	SPA	Red Bull GASGAS Tech3	KTM	1'32.241	15	15	0.790 0.124	298.3
13	72 Marco BEZZECCHI	ITA	Pertamina Enduro VR46 Racing Te	DUCATI	1'32.243	16	16	0.792 0.002	302.5
14	5 Johann ZARCO	FRA	CASTROL Honda LCR	HONDA	1'32.276	10	12	0.825 0.033	297.5
15	88 Miguel OLIVEIRA	POR	Trackhouse Racing	APRILIA	1'32.332	13	13	0.881 0.056	300.0
16	10 Luca MARINI	ITA	Repsol Honda Team	HONDA	1'32.428	12	13	0.977 0.096	297.5
17	36 Joan MIR	SPA	Repsol Honda Team	HONDA	1'32.438	12	12	0.987 0.010	298.3
18	73 Alex MARQUEZ	SPA	Gresini Racing MotoGP	DUCATI	1'32.474	5	13	1.023 0.036	300.0
19	43 Jack MILLER	AUS	Red Bull KTM Factory Racing	KTM	1'32.505	4	12	1.054 0.031	300.8
20	49 Fabio DI GIANNANTONIO	ITA	Pertamina Enduro VR46 Racing Te	DUCATI	1'32.583	6	10	1.132 0.078	295.8
21	30 Takaaki NAKAGAMI	JPN	IDEMITSU Honda LCR	HONDA	1'32.605	4	14	1.154 0.022	296.7
22	42 Alex RINS	SPA	Monster Energy Yamaha MotoGP	YAMAHA	1'33.179	13	13	1.728 0.574	296.7

Practice condition: Dry

Air: 21°

Humidity: 72%

Ground: 23°

Fastest Lap:	Lap: 13	Pedro ACOSTA	1'31.451	166.3 Km/h
Best Race Lap:	2024	Marc MARQUEZ	1'31.564	166.1 Km/h
All-Time Lap Record:	2024	Francesco BAGNAIA	1'30.286	168.5 Km/h

The results are provisional until the end of the limit for protest and appeals.

Time limit for protest expires 60' after publication of the results - Time:

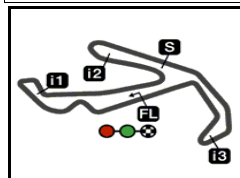
These data/results cannot be reproduced, stored and/or transmitted in whole or in part by any manner of electronic, mechanical, photocopying, recording, broadcasting or otherwise now known or herein after developed without the previous express consent by the copyright owner, except for reproduction in daily press and regular printed publications on sale to the public within 60 days of the event related to those data/results and always provided that copyright symbol appears together as follows below.

© DORNA, 2024

Official MotoGP Timing by TISSOT
www.motogp.com



Misano Adriatico, Saturday, September 21, 2024



4226 m.

GRAN PREMIO PRAMAC DELL'EMILIA-ROMAGNA

Free Practice Nr. 2

Top Speed & Average

12



Rider	Nation	Motorcycle	Top 5 speeds					Average	Top
21 Franco MORBIDELLI	ITA	DUCATI	302.5	302.5	300.8	300.0	300.0	301.2	302.5
72 Marco BEZZECCHI	ITA	DUCATI	302.5	301.6	300.8	300.0	299.1	300.3	302.5
89 Jorge MARTIN	SPA	DUCATI	302.5	301.6	301.6	301.6	300.8	301.3	302.5
31 Pedro ACOSTA	SPA	KTM	301.6	300.8	300.0	299.1	298.3	299.7	301.6
33 Brad BINDER	RSA	KTM	301.6	300.0	300.0	300.0	297.5	299.2	301.6
1 Francesco BAGNAIA	ITA	DUCATI	300.8	300.8	300.0	299.1	299.1	300.0	300.8
23 Enea BASTIANINI	ITA	DUCATI	300.8	300.0	300.0	300.0	300.0	300.2	300.8
43 Jack MILLER	AUS	KTM	300.8	300.0	299.1	299.1	299.1	299.6	300.8
12 Maverick VIÑALES	SPA	APRILIA	300.0	298.3	297.5	297.5	297.5	298.0	300.0
25 Raul FERNANDEZ	SPA	APRILIA	300.0	298.3	297.5	297.5	296.7	297.6	300.0
73 Alex MARQUEZ	SPA	DUCATI	300.0	299.1	298.3	297.5	297.5	298.3	300.0
88 Miguel OLIVEIRA	POR	APRILIA	300.0	299.1	299.1	298.3	298.3	299.0	300.0
93 Marc MARQUEZ	SPA	DUCATI	300.0	298.3	296.7	295.8	295.8	297.1	300.0
36 Joan MIR	SPA	HONDA	298.3	297.5	297.5	296.7	296.7	297.2	298.3
37 Augusto FERNANDEZ	SPA	KTM	298.3	297.5	297.5	296.7	295.8	296.9	298.3
5 Johann ZARCO	FRA	HONDA	297.5	296.7	296.7	296.7	295.8	296.5	297.5
10 Luca MARINI	ITA	HONDA	297.5	295.8	295.8	295.8	295.0	295.7	297.5
41 Aleix ESPARGARO	SPA	APRILIA	297.5	296.7	296.7	295.8	295.8	296.3	297.5
30 Takaaki NAKAGAMI	JPN	HONDA	296.7	295.8	295.8	295.8	295.0	295.8	296.7
42 Alex RINS	SPA	YAMAHA	296.7	295.8	294.2	292.6	291.8	293.8	296.7
20 Fabio QUARTARARO	FRA	YAMAHA	295.8	295.0	295.0	295.0	294.2	294.6	295.8
49 Fabio DI GIANNANTONIO	ITA	DUCATI	295.8	295.8	295.8	295.0	295.0	295.5	295.8

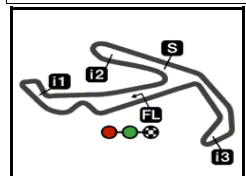
These data/results cannot be reproduced, stored and/or transmitted in whole or in part by any manner of electronic, mechanical, photocopying, recording, broadcasting or otherwise now known or herein after developed without the previous express consent by the copyright owner, except for reproduction in daily press and regular printed publications on sale to the public within 60 days of the event related to those data/results and always provided that copyright symbol appears together as follows below.

© DORNA, 2024

Official MotoGP Timing by TISSOT
www.motogp.com



Misano Adriatico, Saturday, September 21, 2024



4226 m.

GRAN PREMIO PRAMAC DELL'EMILIA-ROMAGNA

Free Practice Nr. 2

Chronological Analysis of Performances

13

* Lap / Sector time cancelled

T1 Time from finish line to 1st intermediate

T3 Time from 2nd intermed. to 3rd intermed.

P Crossing the finish line in pit lane

T2 Time from 1st intermed. to 2nd intermed.

T4 Time from 3rd intermediate to finish line

**Tyre data subject to further updates

Lap	Lap Time	T1	T2	T3	T4	Speed	Lap	Lap Time	T1	T2	T3	T4	Speed		
1st	31	Pedro ACOSTA KTM SPA						3rd	1	Francesco BAGNAIA DUCATI ITA					
		Red Bull GASGAS Tech3								Ducati Lenovo Team					
		Runs=2	Total laps=13	Full laps=10	Valid laps=5				Runs=2	Total laps=9	Full laps=6	Valid laps=5			
Run #	1	Front Tyre	Slick-Soft	Rear Tyre	Slick-Medium		Run #	1	Front Tyre	Slick-Medium	Rear Tyre	Slick-Soft			
		New Tyre		New Tyre					8 Laps at start		8 Laps at start				
1	2'11.103	33.965	22.346	28.666	25.465	244.3	1	2'40.323	34.203	22.613	26.696	21.425	285.7		
2	1'33.686	26.626	20.968	25.198	20.894	301.6	2	1'33.799	26.322	20.920	25.190	21.367	300.0		
3	1'32.931	26.313	20.721	25.038	20.859	300.0	3	1'28.919 P	26.233	21.201	25.456	16.029	297.5		
4	1'32.587 *	26.211	20.672	25.014	20.690*	299.1	Run # 2		11 Laps at start		11 Laps at start				
5	1'32.349	26.111	20.576	24.992	20.670	300.8	4	1'41.873 *	33.810	21.310	25.640	21.113*	298.3		
6	1'31.860	25.704	20.475	24.832	20.849	296.7	5	1'32.074	25.968	20.599	24.901	20.606	299.1		
7	1'30.187 P	26.739*	21.063	25.820	16.565	294.2	6	1'31.713	25.880	20.501	24.772	20.560	300.8		
Run # 2		7 Laps at start		7 Laps at start			7	1'31.472	25.701	20.478	24.778	20.515	299.1		
8	1'47.605 *	34.682	22.000	26.755*	24.168	293.4	8	1'38.752 *	31.664*	21.105	25.141	20.842	300.8		
9	1'32.561 *	26.084	20.652	25.065*	20.760	298.3	9	1'32.803	25.736	21.200	25.046	20.821	298.3		
10	1'31.968 *	25.800	20.462	25.099*	20.607	298.3		PIT	26.569	20.736	27.541	16.423	282.7		
11	1'31.594 *	25.721	20.367	24.825	20.681*	296.7	4th	93	Marc MARQUEZ DUCATI SPA						
12	1'32.555 *	25.818*	20.526	24.960	21.251	297.5			Gresini Racing MotoGP						
13	1'31.451	25.616	20.416	24.903	20.516	297.5			Runs=2	Total laps=10	Full laps=7	Valid laps=7			
2nd	20	Fabio QUARTARARO YAMAHA FRA						Run # 1		3 Laps at start		3 Laps at start			
		Monster Energy Yamaha MotoGP Team						1	3'02.749	35.126	23.365	27.203	22.185	266.6	
		Runs=2	Total laps=15	Full laps=12	Valid laps=12		2	1'34.630	27.045	21.078	25.442	21.065	295.8		
Run #	1	Front Tyre	Slick-Medium	Rear Tyre	Slick-Soft		3	1'32.323	25.962	20.523	25.149	20.689	295.8		
		10 Laps at start		6 Laps at start			4	1'35.064	25.897	22.937	25.375	20.855	295.0		
1	3'03.077	34.877	23.395	27.098	22.271	286.4	5	1'31.490	25.871	20.383	24.772	20.464	298.3		
2	1'34.550	26.925	21.087	25.367	21.171	295.0	6	1'31.734	25.812	20.417	24.930	20.575	300.0		
3	1'32.541	26.060	20.642	24.979	20.860	295.8	7	1'32.692 P	27.377	21.948	26.105	17.262	288.7		
4	1'32.049	25.804	20.645	24.859	20.741	294.2	Run # 2		10 Laps at start		10 Laps at start				
5	1'31.918	25.747	20.644	24.822	20.705	295.0	8	1'49.646	35.247	23.366	26.929	24.104	276.9		
6	1'31.988	25.695	20.668	24.831	20.794	293.4	9	1'37.895	29.263	21.790	25.770	21.072	292.6		
7	1'31.813	25.653	20.563	24.855	20.742	295.0	10	1'32.367	26.079	20.636	24.966	20.686	295.8		
8	1'32.060 P	28.561*	21.177	25.892	16.430	290.3		PIT	25.793	20.403	25.034	2'12.742	296.7		
Run # 2		18 Laps at start		4 Laps at start			5th	89	Jorge MARTIN DUCATI SPA						
9	1'42.821	34.358	21.404	25.522	21.537	291.8			Prima Pramac Racing						
10	1'32.382	26.073	20.617	24.850	20.842	294.2			Runs=2	Total laps=15	Full laps=12	Valid laps=9			
11	1'31.814	25.687	20.553	24.819	20.755	294.2	Run # 1		16 Laps at start		4 Laps at start				
12	1'31.455	25.645	20.470	24.700	20.640	294.2	1	2'36.202	35.076	22.806	26.801	21.595	270.6		
13	1'31.587	25.675	20.477	24.803	20.632	293.4	2	1'33.314	26.424	20.822	25.136	20.932	300.8		
14	1'31.572	25.640	20.468	24.799	20.665	294.2	3	1'32.527 *	26.085	20.687	25.013*	20.742	302.5		
15	1'31.619	25.677	20.515	24.824	20.603	292.6	4	1'37.761	26.005	24.745	26.137	20.874	293.4		
Fastest Lap:	Pedro ACOSTA	Red Bull GASGAS Te	SPA	1'31.451	25.616	20.416	24.903	20.516							

These data/results cannot be reproduced, stored and/or transmitted in whole or in part by any manner of electronic, mechanical, photocopying, recording, broadcasting or otherwise now known or herein after developed without the previous express consent by the copyright owner, except for reproduction in daily press and regular printed publications on sale to the public within 60 days of the event related to those data/results and always provided that copyright symbol appears together as follows below.
© DORNA, 2024

Free Practice Nr. 2

MotoGP

Lap	Lap Time	T1	T2	T3	T4	Speed	Lap	Lap Time	T1	T2	T3	T4	Speed				
5	1'31.692	25.902	20.422	24.809	20.559	301.6	14	1'31.842	25.831	20.454	24.873	20.684	299.1				
6	1'35.575 *	29.081*	20.952	24.835	20.707	300.0	15	1'46.421	30.242	26.009	27.358	22.812	282.7				
7	1'31.731	25.930	20.489	24.728	20.584	300.8	8th 23 Enea BASTIANINI DUCATI ITA Ducati Lenovo Team Runs=2 Total laps=12 Full laps=9 Valid laps=7										
8	1'31.650	25.860	20.425	24.712	20.653	301.6	Run # 1	Front Tyre	Slick-Soft	Rear Tyre	Slick-Soft						
9	1'33.770 P	29.231*	21.293	25.906	17.340	296.7			New Tyre	5 Laps at start							
Run # 2																	
		Front Tyre Slick-Medium			Rear Tyre Slick-Soft												
		25 Laps at start			13 Laps at start												
10	1'47.163	34.445	22.600	26.339	23.779	280.5	1	2'33.054	35.340	22.856	26.924	21.655	289.5				
11	1'39.271	28.759	23.936	25.683	20.893	300.0	2	1'36.038 *	26.545	21.303	25.744*	22.446	299.1				
12	1'32.012	25.990	20.520	24.801	20.701	301.6	3	1'34.556	26.225	20.546	25.242	22.543	300.0				
13	1'31.575	25.764	20.352	24.780	20.679	300.8	4	1'32.457	26.025	20.683	25.020	20.729	299.1				
14	1'36.974	25.702	20.439	29.061	21.772	300.8	5	1'32.062	25.833	20.449	25.042	20.738	298.3				
15	1'32.689 *	25.627*	20.927	25.333	20.802	300.0	6	1'36.637 *	29.706*	20.761	25.100	21.070	300.8				
6th 12 Maverick VIÑALES APRILIA SPA Aprilia Racing Runs=2 Total laps=14 Full laps=11 Valid laps=7							Run # 2										
		Front Tyre Slick-Medium			Rear Tyre Slick-Soft												
		14 Laps at start			4 Laps at start												
1	2'20.479 *	34.261	22.268	26.690*	21.612	295.0	9	1'42.323	33.793	21.767	25.417	21.346	297.5				
2	1'35.577	26.687	22.167	25.479	21.244	297.5	10	1'32.831	26.037	20.722	25.157	20.915	300.0				
3	1'33.914 *	26.257	21.035	25.551*	21.071	296.7	11	1'32.202	25.781	20.736	24.928	20.757	300.0				
4	1'32.711	25.951	20.876	25.038	20.846	297.5	12	1'31.952	25.821	20.476	24.944	20.711	299.1				
5	1'32.495 *	25.920	20.714	24.978	20.883*	297.5	9th 25 Raul FERNANDEZ APRILIA SPA Trackhouse Racing Runs=2 Total laps=13 Full laps=10 Valid laps=9										
6	1'32.609	25.994	20.718	25.029	20.868	300.0	Run # 1	Front Tyre	Slick-Soft	Rear Tyre	Slick-Soft						
7	1'33.005 P	28.089	21.595	26.178	17.143	295.0			4 Laps at start		4 Laps at start						
Run # 2																	
		Front Tyre Slick-Medium			Rear Tyre Slick-Soft												
		8 Laps at start			4 Laps at start												
8	1'44.620	34.104	22.012	27.108	21.396	282.7	1	2'37.393	34.801	22.315	26.851	21.699	285.7				
9	1'33.698 *	26.491	21.047	25.159*	21.001	297.5	2	1'33.541	26.350	21.034	25.264	20.893	294.2				
10	1'32.298	26.051	20.647	24.883	20.717	296.7	3	1'32.594	25.937	20.655	24.997	21.005	297.5				
11	1'36.536	25.792	23.801	25.329	21.614	297.5	4	1'37.556	25.884	23.842	26.370	21.460	283.4				
12	1'32.369 *	25.919	20.659	24.885	20.906*	296.7	5	1'32.471	25.837	20.707	25.196	20.731	296.7				
13	1'31.955	25.813	20.624	24.892	20.626	296.7	6	1'32.100	25.824	20.647	24.866	20.763	300.0				
14	1'31.725	25.771	20.556	24.798	20.600	298.3	7	1'33.828 P	29.863*	21.318	25.577	17.070	295.0				
7th 21 Franco MORBIDELLI DUCATI ITA Prima Pramac Racing Runs=2 Total laps=15 Full laps=12 Valid laps=10							Run # 2										
		Front Tyre Slick-Soft			Rear Tyre Slick-Soft												
		New Tyre			5 Laps at start												
1	2'17.945	35.428	23.078	27.107	21.820	284.2	8	1'44.385 *	35.447	21.946	25.806	21.186*	292.6				
2	1'33.989	26.627	21.124	25.258	20.980	300.0	9	1'33.114	26.246	20.795	25.277	20.796	293.4				
3	1'32.518	25.955	20.787	25.031	20.745	299.1	10	1'38.066	25.998	24.997	25.833	21.238	296.7				
4	1'39.742 *	30.145*	23.178	25.485*	20.934	300.8	11	1'34.053	26.036	20.853	25.253	21.911	296.7				
5	1'31.983	25.876	20.623	24.791	20.693	302.5	12	1'33.344	25.761	20.633	25.179	21.771	298.3				
6	1'32.168	26.120	20.564	24.849	20.635	302.5	13	1'32.593 *	25.890	20.653	24.975	21.075*	297.5				
7	1'31.940	25.909	20.531	24.905	20.595	300.0	PIT						29.497	21.286	25.881	17.313	291.8
8	1'38.031 P	32.063*	22.138	26.824	17.006	284.9	10th 33 Brad BINDER KTM RSA Red Bull KTM Factory Racing Runs=2 Total laps=13 Full laps=10 Valid laps=8										
Run # 2																	
		Front Tyre Slick-Medium			Rear Tyre Slick-Soft												
		9 Laps at start			4 Laps at start												
9	1'46.875	36.703	22.026	26.738	21.408	274.8	Run # 1	Front Tyre	Slick-Soft	Rear Tyre	Slick-Soft						
10	1'32.730	26.174	20.824	24.915	20.817	299.1			New Tyre		1 Laps at start						
11	1'32.013	25.907	20.621	24.854	20.631	299.1	1	2'08.225	35.775	23.865	29.952	22.396	252.3				
12	1'35.989	28.899	21.148	25.167	20.775	299.1	2	1'38.626	27.058	22.846	27.537	21.185	295.0				
13	1'36.071 *	29.565*	20.805	25.028	20.673	299.1	3	1'32.902	26.102	20.728	25.199	20.873	300.0				
Fastest Lap: Pedro ACOSTA Red Bull GASGAS Te SPA 1'31.451 25.616 20.416 24.903 20.516							4	1'32.102	25.928	20.438	25.049	20.687	301.6				
							5	1'32.998	26.086	20.466	25.498	20.948	300.0				
							6	1'39.916	26.041	20.468	32.096	21.311	297.5				
							7	1'38.379 P	26.131	28.042	26.218	17.988	300.0				

These data/results cannot be reproduced, stored and/or transmitted in whole or in part by any manner of electronic, mechanical, photocopying, recording, broadcasting or otherwise now known or herein after developed without the previous express consent by the copyright owner, except for reproduction in daily press and regular printed publications on sale to the public within 60 days of the event related to those data/results and always provided that copyright symbol appears together as follows below.
© DORNA, 2024



Free Practice Nr. 2

MotoGP

Lap	Lap Time	T1	T2	T3	T4	Speed	Lap	Lap Time	T1	T2	T3	T4	Speed
13th 72 Marco BEZZECCHI							DUCATI ITA Pertamina Enduro VR46 Racing Team						
Runs=3 Total laps=16 Full laps=11 Valid laps=9													
Run #	1	Front Tyre	Slick-Soft	Rear Tyre	Slick-Soft		14 Laps at start 10 Laps at start						
1	2'07.616		35.350	24.710	29.259	22.603	216.8						
2	1'36.198 *		26.997	21.734	26.070*	21.397	297.5						
3	1'29.085 P		26.415	20.892	25.183	16.595	300.0						
Run #	2	Front Tyre	Slick-Soft	Rear Tyre	Slick-Soft		New Tyre 4 Laps at start						
4	1'48.112		34.145	23.561	27.950	22.456	257.7						
5	1'34.513		26.477	21.544	25.368	21.124	296.7						
6	1'32.333		25.954	20.632	24.948	20.799	299.1						
7	1'32.457		25.920	20.695	24.976	20.866	299.1						
8	1'32.312		25.867	20.661	24.862	20.922	299.1						
9	1'32.638 P		27.945*	21.276	26.211	17.206	293.4						
Run #	3	Front Tyre	Slick-Soft	Rear Tyre	Slick-Soft		6 Laps at start 10 Laps at start						
10	1'48.349		36.804	21.587	28.282	21.676	247.7						
11	1'32.728		26.183	20.866	24.865	20.814	302.5						
12	1'32.356		26.013	20.716	24.896	20.731	301.6						
13	1'32.303		25.925	20.701	24.898	20.779	298.3						
14	1'32.130 *		25.789	20.564	24.951*	20.826	300.8						
15	1'34.729		26.009	22.004	25.646	21.070	297.5						
16	1'32.243		25.787	20.633	25.011	20.812	295.8						
14th 5 Johann ZARCO							HONDA FRA CASTROL Honda LCR						
Runs=2 Total laps=12 Full laps=9 Valid laps=9													
Run #	1	Front Tyre	Slick-Soft	Rear Tyre	Slick-Medium		New Tyre New Tyre						
1	2'18.375		34.962	22.556	27.050	21.743	280.5						
2	1'33.906		26.560	21.165	25.255	20.926	295.8						
3	1'32.768		25.933	20.908	25.116	20.811	295.8						
4	1'34.710		26.249	20.947	25.943	21.571	292.6						
5	1'30.566 P		25.980	20.712	25.180	18.694	295.0						
Run #	2	Front Tyre	Slick-Soft	Rear Tyre	Slick-Medium		5 Laps at start 5 Laps at start						
6	1'44.805 *		36.122	21.683	25.641	21.359*	294.2						
7	1'33.502		26.218	20.940	25.157	21.187	294.2						
8	1'35.311		26.126	21.108	26.722	21.355	266.0						
9	1'32.856		26.252	20.892	24.862	20.850	296.7						
10	1'32.276		25.862	20.820	24.818	20.776	297.5						
11	1'33.525		26.097	21.687	24.924	20.817	296.7						
12	1'32.313		25.945	20.606	24.979	20.783	296.7						
PIT							30.919 28.581 28.617 18.100 260.2						
12th 37 Augusto FERNANDEZ							KTM SPA Red Bull GASGAS Tech3						
Runs=2 Total laps=15 Full laps=12 Valid laps=9													
Run #	1	Front Tyre	Slick-Soft	Rear Tyre	Slick-Soft		4 Laps at start 4 Laps at start						
1	2'07.843		35.670	23.599	29.235	22.455	221.7						
2	1'39.576		26.986	21.741	29.671	21.178	183.3						
3	1'32.992		26.152	20.700	25.202	20.938	295.0						
4	1'33.424		26.120	20.857	25.409	21.038	290.3						
5	1'32.490		26.108	20.553	25.186	20.643	298.3						
6	1'39.623 *		25.930	20.662	26.009*	27.022	297.5						
7	1'28.825 P		26.187	20.620	25.405	16.613	294.2						
Run #	2	Front Tyre	Slick-Soft	Rear Tyre	Slick-Soft		11 Laps at start 11 Laps at start						
8	1'45.337 *		33.987	24.503	25.831	21.016*	291.8						
9	1'34.249		26.005	21.681	25.538	21.025	295.0						
10	1'32.629		26.033	20.628	25.180	20.788	296.7						
11	1'32.600 *		25.996	20.632	25.234*	20.738	297.5						
12	1'39.512		25.947	20.686	32.058	20.821	154.0						
13	1'42.203 *		29.532*	22.931	28.624	21.116	246.0						
14	1'32.936		26.167	20.812	25.166	20.791	295.8						
15	1'32.241		25.889	20.610	25.116	20.626	295.8						
15th 88 Miguel OLIVEIRA							APRILIA POR Trackhouse Racing						
Runs=2 Total laps=13 Full laps=10 Valid laps=9													
Run #	1	Front Tyre	Slick-Medium	Rear Tyre	Slick-Soft		5 Laps at start 1 Laps at start						
1	2'08.832		34.772	22.368	26.611	21.773	293.4						
2	1'35.256		26.830	21.354	25.877	21.195	300.0						
3	1'33.498		26.330	20.930	25.249	20.989	299.1						
4	1'32.592		26.174	20.647	25.091	20.680	298.3						

Fastest Lap: Pedro ACOSTA Red Bull GASGAS Te SPA 1'31.451 25.616 20.416 24.903 20.516

These data/results cannot be reproduced, stored and/or transmitted in whole or in part by any manner of electronic, mechanical, photocopying, recording, broadcasting or otherwise now known or herein after developed without the previous express consent by the copyright owner, except for reproduction in daily press and regular printed publications on sale to the public within 60 days of the event related to those data/results and always provided that copyright symbol appears together as follows below.
© DORNA, 2024



Free Practice Nr. 2

MotoGP

Lap	Lap Time	T1	T2	T3	T4	Speed
5	1'37.984	26.017	<u>20.525</u>	25.673	25.769	297.5
6	1'35.645	26.208	22.859	25.552	21.026	299.1
7	1'33.797 P	28.927*	21.000	26.732	17.138	224.5
Run # 2	Front Tyre Slick-Medium		Rear Tyre Slick-Soft			
	9 Laps at start		5 Laps at start			
8	1'44.100	34.857	21.790	26.079	21.374	295.8
9	1'33.713	26.433	20.845	25.441	20.994	296.7
10	1'32.493	26.006	20.639	25.149	20.699	297.5
11	1'35.378 *	28.093*	21.076	25.299	20.910	296.7
12	1'32.501	26.099	20.677	25.077	<u>20.648</u>	298.3
13	<u>1'32.332</u>	<u>25.911</u>	20.628	<u>25.076</u>	20.717	297.5
	PIT	28.135	24.567	27.965	18.566	212.1

16th	10	Luca MARINI	HONDA	ITA		
		Repsol Honda Team				
		Runs=2 Total laps=13 Full laps=10 Valid laps=8				
Run # 1	Front Tyre Slick-Soft		Rear Tyre Slick-Soft			
	5 Laps at start		5 Laps at start			
1	2'00.088	37.043	23.072	27.223	21.919	291.1
2	1'42.761	26.895	21.143	29.083	25.640	281.9
3	1'33.774	26.525	20.959	25.229	21.061	294.2
4	1'33.071	26.155	20.841	25.160	20.915	291.1
5	1'37.936 *	30.684*	20.895	25.266	21.091	294.2
6	1'33.523 P	26.018	21.018	25.126	<u>21.361</u>	295.8
Run # 2	Front Tyre Slick-Soft		Rear Tyre Slick-Soft			
	11 Laps at start		4 Laps at start			
7	1'45.055	33.874	21.796	26.182	23.203	293.4
8	1'32.979	26.187	20.816	25.084	20.892	293.4
9	1'32.714	26.002	20.794	25.135	<u>20.783</u>	295.0
10	1'37.009	<u>25.879</u>	24.974	25.267	20.889	<u>297.5</u>
11	1'33.037 *	25.912	<u>20.633</u>	25.561*	20.931	295.8
12	<u>1'32.428</u>	25.996	20.674	<u>24.964</u>	20.794	295.0
13	1'34.604	26.014	20.704	25.572	22.314	295.8
	PIT	25.928	20.823	25.146	17.783	295.0

17th	36	Joan MIR	HONDA	SPA		
		Repsol Honda Team				
		Runs=2 Total laps=12 Full laps=9 Valid laps=9				
Run # 1	Front Tyre Slick-Soft		Rear Tyre Slick-Soft			
	4 Laps at start		4 Laps at start			
1	1'47.281	34.580	21.886	26.116	21.799	295.0
2	1'33.842	26.536	20.962	25.298	21.046	295.8
3	1'32.820	26.074	20.660	25.101	20.985	295.0
4	1'32.604	26.048	20.656	25.021	20.879	296.7
5	1'32.634	26.106	20.586	25.021	20.921	295.8
6	1'36.471 P	28.388	22.335	27.545*	18.203	283.4
Run # 2	Front Tyre Slick-Medium		Rear Tyre Slick-Soft			
	8 Laps at start		10 Laps at start			
7	1'46.523 *	34.646	21.908	28.644*	21.325	210.5
8	1'33.151	26.303	20.813	25.157	20.878	297.5
9	1'32.726	26.037	20.732	24.986	20.971	<u>298.3</u>
10	1'32.459	26.138	<u>20.543</u>	<u>24.971</u>	20.807	297.5
11	1'32.512	26.038	20.622	24.999	20.853	296.7
12	<u>1'32.438</u>	<u>25.986</u>	20.698	24.981	<u>20.773</u>	296.7
	PIT	30.582	21.681	26.163	17.464	291.1

18th	73	Alex MARQUEZ	DUCATI	SPA		
		Gresini Racing MotoGP				
		Runs=2 Total laps=13 Full laps=10 Valid laps=8				
Run # 1	Front Tyre Slick-Soft		Rear Tyre Slick-Soft			
	10 Laps at start		3 Laps at start			
1	2'06.990	35.922	25.319	28.921	22.606	223.1
2	1'38.919	27.245	22.937	27.489	21.248	224.0
3	1'34.348 *	26.472	21.487	25.393*	20.996	<u>300.0</u>
4	1'32.917	26.127	20.878	25.144	20.768	296.7
5	<u>1'32.474</u>	26.081	20.521	25.137	<u>20.735</u>	298.3
6	1'31.416 P	26.114	21.602	27.127	16.573	241.0
Run # 2	Front Tyre Slick-Medium		Rear Tyre Slick-Soft			
	7 Laps at start		9 Laps at start			
7	1'49.455	34.536	24.822	28.084	22.013	248.8
8	1'34.584	26.886	21.110	25.395	21.193	295.8
9	1'33.692	26.454	20.933	25.244	21.061	297.5
10	1'32.662	26.263	20.487	<u>25.092</u>	20.820	297.5
11	1'34.862 *	26.124	<u>20.452</u>	26.637*	21.649*	297.5
12	1'34.722	<u>26.024</u>	22.215	25.335	21.148	299.1
13	1'34.718	26.086	20.519	26.934	21.179	252.3
	PIT	26.074	20.730	27.800	19.008	183.0

19th	43	Jack MILLER	KTM	AUS		
		Red Bull KTM Factory Racing				
		Runs=2 Total laps=12 Full laps=9 Valid laps=7				
Run # 1	Front Tyre Slick-Soft		Rear Tyre Slick-Soft			
	9 Laps at start		4 Laps at start			
1	2'10.251	34.068	22.023	26.366	22.098	295.0
2	1'33.944	26.573	20.794	25.603	20.974	<u>300.8</u>
3	1'34.974	26.560	21.758	25.850	20.806	294.2
4	<u>1'32.505</u>	26.166	20.479	25.237	20.623	299.1
5	1'42.946 P	26.083	<u>20.469</u>	36.407*	19.987	299.1
Run # 2	Front Tyre Slick-Soft		Rear Tyre Slick-Soft			
	14 Laps at start		9 Laps at start			
6	1'43.630	34.775	21.509	26.197	21.149	295.8
7	1'39.287	29.240	22.383	26.449	21.215	295.8
8	1'38.220	26.212	21.214	29.814	20.980	208.4
9	1'32.562	<u>26.080</u>	20.591	<u>25.210</u>	20.681	299.1
10	1'36.902 *	28.727*	20.886	25.399	21.890	297.5
11	1'33.044 *	26.136	20.876	25.421*	<u>20.611</u>	300.0
12	1'32.725	26.153	20.574	25.241	20.757	296.7
	PIT	30.587	22.408	27.481	17.113	287.2

20th	49	Fabio DI GIANNANTONI	DUCATI	ITA		
		Pertamina Enduro VR46 Racing Team				
		Runs=2 Total laps=10 Full laps=7 Valid laps=6				
Run # 1	Front Tyre Slick-Soft		Rear Tyre Slick-Soft			
	New Tyre		4 Laps at start			
1	2'33.456	35.139	22.919	26.720	21.770	284.9
2	1'34.977	26.630	21.477	25.496	21.374	295.0
3	1'33.201	26.158	<u>20.748</u>	25.324	20.971	293.4
4	1'36.659	26.043	23.830	25.696	21.090	293.4
5	1'32.954 *	26.131	20.772	25.067	20.984*	295.0
6	<u>1'32.583</u>	<u>25.881</u>	20.795	<u>24.987</u>	20.920	<u>295.8</u>
7	1'37.494 P	31.854	22.065	26.516*	17.059	295.8

Fastest Lap: Pedro ACOSTA Red Bull GASGAS Te SPA **1'31.451** 25.616 20.416 24.903 20.516

These data/results cannot be reproduced, stored and/or transmitted in whole or in part by any manner of electronic, mechanical, photocopying, recording, broadcasting or otherwise now known or herein after developed without the previous express consent by the copyright owner, except for reproduction in daily press and regular printed publications on sale to the public within 60 days of the event related to those data/results and always provided that copyright symbol appears together as follows below.
© DORNA, 2024

Official MotoGP Timing by TISSOT
www.motogp.com



Free Practice Nr. 2

MotoGP

Lap	Lap Time	T1	T2	T3	T4	Speed	Lap	Lap Time	T1	T2	T3	T4	Speed
Run #	2	Front Tyre Slick-Soft			Rear Tyre Slick-Soft								
		7 Laps at start			11 Laps at start								
8	1'45.654	35.677	22.339	26.098	21.540	283.4							
9	1'35.190	26.319	22.530	25.292	21.049	294.2							
10	1'32.866	26.025	20.935	25.030	20.876	295.8							
	PIT	25.935	20.939	27.912	18.211	282.7							

21st **30** **Takaaki NAKAGAMI** HONDA JPN
 IDEMITSU Honda LCR

Runs=2 Total laps=14 Full laps=11 Valid laps=8

Run #	1	Front Tyre Slick-Soft			Rear Tyre Slick-Soft		
		8 Laps at start			4 Laps at start		
1	2'16.100	34.758	23.030	27.362	22.291	284.9	
2	1'40.814	26.894	24.280	28.207	21.433	251.1	
3	1'33.482	26.328	20.968	25.131	21.055	295.8	
4	1'32.605	26.000	20.756	25.049	20.800	295.8	
5	1'32.707	26.122	20.703	25.070	20.812	296.7	
6	1'35.969 P	29.652*	22.307	26.869	17.141	280.5	

Run #	2	Front Tyre Slick-Soft			Rear Tyre Slick-Soft		
		10 Laps at start			4 Laps at start		
7	1'44.423 *	33.675	22.443	26.452*	21.853	291.1	
8	1'34.648	26.617	20.974	25.705	21.352	292.6	
9	1'33.640	26.310	20.823	25.496	21.011	291.1	
10	1'37.819 *	30.156*	21.101	25.533	21.029	292.6	
11	1'33.486 *	26.189	20.746	25.580*	20.971	295.8	
12	1'38.356 *	29.463*	21.552	26.190*	21.151	293.4	
13	1'34.221	26.771	20.862	25.518	21.070	294.2	
14	1'32.836	26.020	20.740	25.211	20.865	295.0	
	PIT	29.196	21.826	28.006	17.131	233.7	

22nd **42** **Alex RINS** YAMAHA SPA
 Monster Energy Yamaha MotoGP Team

Runs=2 Total laps=13 Full laps=10 Valid laps=9

Run #	1	Front Tyre Slick-Soft			Rear Tyre Slick-Medium		
		New Tyre			New Tyre		
1	2'01.685	36.354	23.129	27.005	21.902	287.2	
2	1'37.931	27.144	21.472	26.750	22.565	291.8	
3	1'35.232	26.981	21.302	25.727	21.222	291.8	
4	1'40.874 *	32.679*	21.116	25.818	21.261	291.1	
5	1'33.538	26.307	20.927	25.309	20.995	295.8	
6	1'33.286	25.988	20.982	25.374	20.942	296.7	
7	1'39.689 P	34.181*	21.890	26.405	17.213	291.1	

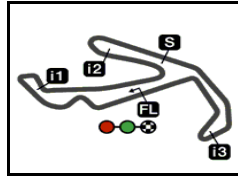
Run #	2	Front Tyre Slick-Medium			Rear Tyre Slick-Soft		
		New Tyre			New Tyre		
8	1'45.605	35.227	22.251	26.507	21.620	290.3	
9	1'35.044	26.582	21.411	25.809	21.242	292.6	
10	1'36.144	26.215	21.057	27.247	21.625	263.4	
11	1'37.228	26.726	22.418	26.597	21.487	281.9	
12	1'33.862	26.361	20.927	25.481	21.093	291.1	
13	1'33.179	25.953	20.854	25.266	21.106	294.2	
	PIT	35.433	22.723	27.533	18.078	279.7	

Fastest Lap: Pedro ACOSTA Red Bull GASGAS Te SPA **1'31.451** 25.616 20.416 24.903 20.516

These data/results cannot be reproduced, stored and/or transmitted in whole or in part by any manner of electronic, mechanical, photocopying, recording, broadcasting or otherwise now known or herein after developed without the previous express consent by the copyright owner, except for reproduction in daily press and regular printed publications on sale to the public within 60 days of the event related to those data/results and always provided that copyright symbol appears together as follows below.
 © DORNA, 2024

Official MotoGP Timing by TISSOT
 www.motogp.com






4226 m.

GRAN PREMIO PRAMAC DELL'EMILIA-ROMAGNA

Free Practice Nr. 2

Combined Practice Times

7

	Rider	Nation	Team	MOTORCYCLE	FP1	FP2	Gap
1	31 P.ACOSTA	SPA	Red Bull GASGAS Tech3	KTM	1'32.618 11	1'31.451 13	
2	20 F.QUARTARARO	FRA	Monster Energy Yamaha MotoGP Team	YAMAHA	1'32.741 14	1'31.455 12	0.004 0.004
3	1 F.BAGNAIA	ITA	Ducati Lenovo Team	DUCATI	1'32.373 12	1'31.472 7	0.021 0.017
4	93 M.MARQUEZ	SPA	Gresini Racing MotoGP	DUCATI	1'32.082 10	1'31.490 5	0.039 0.018
5	89 J.MARTIN	SPA	Prima Pramac Racing	DUCATI	1'32.145 10	1'31.575 13	0.124 0.085
6	12 M.VIÑALES	SPA	Aprilia Racing	APRILIA	1'32.491 15	1'31.725 14	0.274 0.150
7	21 F.MORBIDELLI	ITA	Prima Pramac Racing	DUCATI	1'32.268 10	1'31.842 14	0.391 0.117
8	23 E.BASTIANINI	ITA	Ducati Lenovo Team	DUCATI	1'32.825 11	1'31.952 12	0.501 0.110
9	25 R.FERNANDEZ	SPA	Trackhouse Racing	APRILIA	1'33.133 11	1'32.100 6	0.649 0.148
10	33 B.BINDER	RSA	Red Bull KTM Factory Racing	KTM	1'32.654 18	1'32.102 4	0.651 0.002
11	41 A.ESPARGARO	SPA	Aprilia Racing	APRILIA	1'32.910 12	1'32.117 13	0.666 0.015
12	37 A.FERNANDEZ	SPA	Red Bull GASGAS Tech3	KTM	1'33.237 15	1'32.241 15	0.790 0.124
13	72 M.BEZZECCHI	ITA	Pertamina Enduro VR46 Racing Team	DUCATI	1'33.878 12	1'32.243 16	0.792 0.002
14	5 J.ZARCO	FRA	CASTROL Honda LCR	HONDA	1'33.430 7	1'32.276 10	0.825 0.033
15	88 M.OLIVEIRA	POR	Trackhouse Racing	APRILIA	1'32.823 13	1'32.332 13	0.881 0.056
16	10 L.MARINI	ITA	Repsol Honda Team	HONDA	1'33.390 9	1'32.428 12	0.977 0.096
17	36 J.MIR	SPA	Repsol Honda Team	HONDA	1'33.767 12	1'32.438 12	0.987 0.010
18	73 A.MARQUEZ	SPA	Gresini Racing MotoGP	DUCATI	1'32.546 10	1'32.474 5	1.023 0.036
19	43 J.MILLER	AUS	Red Bull KTM Factory Racing	KTM	1'32.748 13	1'32.505 4	1.054 0.031
20	49 F.DI GIANNANTO	ITA	Pertamina Enduro VR46 Racing Team	DUCATI	1'33.331 6	1'32.583 6	1.132 0.078
21	30 T.NAKAGAMI	JPN	IDEMITSU Honda LCR	HONDA	1'33.550 10	1'32.605 4	1.154 0.022
22	42 A.RINS	SPA	Monster Energy Yamaha MotoGP Team	YAMAHA	1'37.834 3	1'33.179 13	1.728 0.574

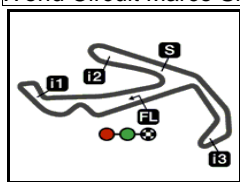
Pole Position Record:	2024	Francesco BAGNAIA	1'30.304	168.4 Km/h
Best Race Lap:	2024	Marc MARQUEZ	1'31.564	166.1 Km/h
All Time Lap Record:	2024	Francesco BAGNAIA	1'30.286	168.5 Km/h

The results are provisional until the end of the limit for protest and appeals.

Time limit for protest expires 60' after publication of the results - Time:

These data/results cannot be reproduced, stored and/or transmitted in whole or in part by any manner of electronic, mechanical, photocopying, recording, broadcasting or otherwise now known or herein after developed without the previous express consent by the copyright owner, except for reproduction in daily press and regular printed publications on sale to the public within 60 days of the event related to those data/results and always provided that copyright symbol appears together as follows below.

© DORNA, 2024



4226 m.

GRAN PREMIO PRAMAC DELL'EMILIA-ROMAGNA

Free Practice Nr. 2

Best Partial Times

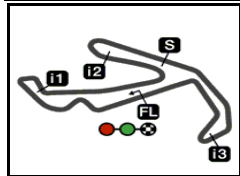
MotoGP™

IT Ideal Lap Time, sum of the best partial times

BT Best Lap Time

T1		T2		T3		T4				IT		BT
Pos	Rider	Time	Rider	Time	Rider	Time	Rider	Time	Pos	Rider	IT	BT
1	P.ACOSTA	25.616	J.MARTIN	20.352	F.QUARTARARO	24.700	M.MARQUEZ	20.464	1	P.ACOSTA	1'31.324	1'31.451 (1)
2	F.QUARTARARO	25.640	P.ACOSTA	20.367	J.MARTIN	24.712	F.BAGNAIA	20.515	2	J.MARTIN	1'31.325	1'31.575 (5)
3	F.BAGNAIA	25.701	M.MARQUEZ	20.383	F.BAGNAIA	24.772	P.ACOSTA	20.516	3	F.QUARTARAR	1'31.411	1'31.455 (2)
4	J.MARTIN	25.702	B.BINDER	20.438	M.MARQUEZ	24.772	J.MARTIN	20.559	4	M.MARQUEZ	1'31.412	1'31.490 (4)
5	R.FERNANDEZ	25.761	E.BASTIANINI	20.449	F.MORBIDELLI	24.791	F.MORBIDELLI	20.595	5	F.BAGNAIA	1'31.466	1'31.472 (3)
6	M.VIÑALES	25.771	A.MARQUEZ	20.452	M.VIÑALES	24.798	M.VIÑALES	20.600	6	F.MORBIDELLI	1'31.671	1'31.842 (7)
7	E.BASTIANINI	25.781	F.MORBIDELLI	20.454	J.ZARCO	24.818	F.QUARTARARO	20.603	7	M.VIÑALES	1'31.725	1'31.725 (6)
8	M.BEZZECCHI	25.787	F.QUARTARARO	20.468	P.ACOSTA	24.825	J.MILLER	20.611	8	E.BASTIANINI	1'31.833	1'31.952 (8)
9	M.MARQUEZ	25.793	J.MILLER	20.469	A.ESPARGARO	24.830	A.FERNANDEZ	20.626	9	M.BEZZECCHI	1'31.944	1'32.243 (13)
10	F.MORBIDELLI	25.831	F.BAGNAIA	20.478	M.BEZZECCHI	24.862	M.OLIVEIRA	20.648	10	R.FERNANDEZ	1'31.991	1'32.100 (9)
11	J.ZARCO	25.862	M.OLIVEIRA	20.525	R.FERNANDEZ	24.866	B.BINDER	20.687	11	J.ZARCO	1'32.062	1'32.276 (14)
12	A.ESPARGARO	25.871	J.MIR	20.543	E.BASTIANINI	24.892	E.BASTIANINI	20.711	12	B.BINDER	1'32.082	1'32.102 (10)
13	L.MARINI	25.879	A.FERNANDEZ	20.553	L.MARINI	24.964	R.FERNANDEZ	20.731	13	A.ESPARGAR	1'32.117	1'32.117 (11)
14	F.DI GIANNANTO	25.881	M.VIÑALES	20.556	J.MIR	24.971	M.BEZZECCHI	20.731	14	M.OLIVEIRA	1'32.160	1'32.332 (15)
15	A.FERNANDEZ	25.889	M.BEZZECCHI	20.564	F.DI GIANNANTO	24.987	A.MARQUEZ	20.735	15	A.FERNANDEZ	1'32.184	1'32.241 (12)
16	M.OLIVEIRA	25.911	J.ZARCO	20.606	B.BINDER	25.036	J.MIR	20.773	16	L.MARINI	1'32.259	1'32.428 (16)
17	B.BINDER	25.921	L.MARINI	20.633	T.NAKAGAMI	25.049	A.ESPARGARO	20.774	17	J.MIR	1'32.273	1'32.438 (17)
18	A.RINS	25.953	R.FERNANDEZ	20.633	M.OLIVEIRA	25.076	J.ZARCO	20.776	18	A.MARQUEZ	1'32.303	1'32.474 (18)
19	J.MIR	25.986	A.ESPARGARO	20.642	A.MARQUEZ	25.092	L.MARINI	20.783	19	J.MILLER	1'32.370	1'32.505 (19)
20	T.NAKAGAMI	26.000	T.NAKAGAMI	20.703	A.FERNANDEZ	25.116	T.NAKAGAMI	20.800	20	F.DI GIANNAN	1'32.492	1'32.583 (20)
21	A.MARQUEZ	26.024	F.DI GIANNANTO	20.748	J.MILLER	25.210	F.DI GIANNANTO	20.876	21	T.NAKAGAMI	1'32.552	1'32.605 (21)
22	J.MILLER	26.080	A.RINS	20.854	A.RINS	25.266	A.RINS	20.942	22	A.RINS	1'33.015	1'33.179 (22)

These data/results cannot be reproduced, stored and/or transmitted in whole or in part by any manner of electronic, mechanical, photocopying, recording, broadcasting or otherwise now known or herein after developed without the previous express consent by the copyright owner, except for reproduction in daily press and regular printed publications on sale to the public within 60 days of the event related to those data/results and always provided that copyright symbol appears together as follows below.
© DORNA, 2024




4226 m.

GRAN PREMIO PRAMAC DELL'EMILIA-ROMAGNA

Free Practice Nr. 2

Fastest Laps Sequence

<i>Practice Time</i>	 <i>Rider</i>	<i>Nation</i>	<i>Motorcycle</i>	<i>Time</i>	<i>Km/h</i>	<i>Rider's Lap</i>
3'21.123	36 Joan MIR	SPA	HONDA	1'33.842	162.1	2
3'44.789	31 Pedro ACOSTA	SPA	KTM	1'33.686	162.3	2
4'09.516	89 Jorge MARTIN	SPA	DUCATI	1'33.314	163.0	2
4'53.943	36 Joan MIR	SPA	HONDA	1'32.820	163.9	3
5'24.452	21 Franco MORBIDELLI	ITA	DUCATI	1'32.518	164.4	3
6'09.702	93 Marc MARQUEZ	SPA	DUCATI	1'32.323	164.7	3
6'51.855	33 Brad BINDER	RSA	KTM	1'32.102	165.1	4
7'42.217	20 Fabio QUARTARARO	FRA	YAMAHA	1'32.049	165.2	4
8'36.177	21 Franco MORBIDELLI	ITA	DUCATI	1'31.983	165.3	5
8'51.496	89 Jorge MARTIN	SPA	DUCATI	1'31.692	165.9	5
9'16.256	93 Marc MARQUEZ	SPA	DUCATI	1'31.490	166.2	5
23'38.122	1 Francesco BAGNAIA	ITA	DUCATI	1'31.472	166.3	7
26'13.297	20 Fabio QUARTARARO	FRA	YAMAHA	1'31.455	166.3	12
30'26.900	31 Pedro ACOSTA	SPA	KTM	1'31.451	166.3	13

These data/results cannot be reproduced, stored and/or transmitted in whole or in part by any manner of electronic, mechanical, photocopying, recording, broadcasting or otherwise now known or herein after developed without the previous express consent by the copyright owner, except for reproduction in daily press and regular printed publications on sale to the public within 60 days of the event related to those data/results and always provided that copyright symbol appears together as follows below.

© DORNA, 2024