


4226 m.

GRAN PREMIO PRAMAC DELL'EMILIA-ROMAGNA

Practice

Classification

6

	Rider	Nation	Team	Motorcycle	Time	Lap	Total	Gap	Top Speed
1	1 Francesco BAGNAIA	ITA	Ducati Lenovo Team	DUCATI	1'30.286	18	23		299.1
2	89 Jorge MARTIN	SPA	Prima Pramac Racing	DUCATI	1'30.484	22	22	0.198 0.198	299.1
3	93 Marc MARQUEZ	SPA	Gresini Racing MotoGP	DUCATI	1'30.585	20	25	0.299 0.101	298.3
4	23 Enea BASTIANINI	ITA	Ducati Lenovo Team	DUCATI	1'30.607	23	27	0.321 0.022	300.0
5	20 Fabio QUARTARARO	FRA	Monster Energy Yamaha MotoGP	YAMAHA	1'30.886	23	26	0.600 0.279	294.2
6	21 Franco MORBIDELLI	ITA	Prima Pramac Racing	DUCATI	1'30.932	24	26	0.646 0.046	298.3
7	72 Marco BEZZECCHI	ITA	Pertamina Enduro VR46 Racing Te	DUCATI	1'30.964	26	26	0.678 0.032	299.1
8	12 Maverick VIÑALES	SPA	Aprilia Racing	APRILIA	1'30.990	25	26	0.704 0.026	297.5
9	31 Pedro ACOSTA	SPA	Red Bull GASGAS Tech3	KTM	1'30.991	20	21	0.705 0.001	299.1
10	41 Aleix ESPARGARO	SPA	Aprilia Racing	APRILIA	1'31.167	23	24	0.881 0.176	295.8
11	43 Jack MILLER	AUS	Red Bull KTM Factory Racing	KTM	1'31.217	20	23	0.931 0.050	297.5
12	5 Johann ZARCO	FRA	CASTROL Honda LCR	HONDA	1'31.250	24	25	0.964 0.033	297.5
13	49 Fabio DI GIANNANTONIO	ITA	Pertamina Enduro VR46 Racing Te	DUCATI	1'31.393	16	17	1.107 0.143	293.4
14	73 Alex MARQUEZ	SPA	Gresini Racing MotoGP	DUCATI	1'31.513	25	25	1.227 0.120	296.7
15	33 Brad BINDER	RSA	Red Bull KTM Factory Racing	KTM	1'31.648	5	22	1.362 0.135	298.3
16	88 Miguel OLIVEIRA	POR	Trackhouse Racing	APRILIA	1'31.668	5	17	1.382 0.020	298.3
17	25 Raul FERNANDEZ	SPA	Trackhouse Racing	APRILIA	1'31.720	24	25	1.434 0.052	295.8
18	10 Luca MARINI	ITA	Repsol Honda Team	HONDA	1'31.765	26	26	1.479 0.045	296.7
19	36 Joan MIR	SPA	Repsol Honda Team	HONDA	1'31.924	24	25	1.638 0.159	300.8
20	37 Augusto FERNANDEZ	SPA	Red Bull GASGAS Tech3	KTM	1'32.100	19	20	1.814 0.176	297.5
21	30 Takaaki NAKAGAMI	JPN	IDEMITSU Honda LCR	HONDA	1'32.210	4	24	1.924 0.110	295.8
Not classified									
	42 Alex RINS	SPA	Monster Energy Yamaha MotoGP	YAMAHA					

Practice condition: Dry

Air: 23°

Humidity: 63%

Ground: 34°

Fastest Lap:	Lap: 18	Francesco BAGNAIA	1'30.286	168.5 Km/h
Best Race Lap:	2024	Marc MARQUEZ	1'31.564	166.1 Km/h
All-Time Lap Record:	2024	Francesco BAGNAIA	1'30.286	168.5 Km/h

The results are provisional until the end of the limit for protest and appeals.

Time limit for protest expires 60' after publication of the results - Time:

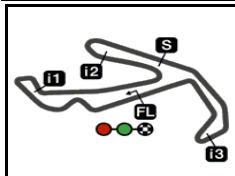
These data/results cannot be reproduced, stored and/or transmitted in whole or in part by any manner of electronic, mechanical, photocopying, recording, broadcasting or otherwise now known or herein after developed without the previous express consent by the copyright owner, except for reproduction in daily press and regular printed publications on sale to the public within 60 days of the event related to those data/results and always provided that copyright symbol appears together as follows below.

© DORNA, 2024

Official MotoGP Timing by TISSOT
www.motogp.com



Misano Adriatico, Friday, September 20, 2024



4226 m.

GRAN PREMIO PRAMAC DELL'EMILIA-ROMAGNA

Practice

Top Speed & Average

8



Rider	Nation	Motorcycle	Top 5 speeds					Average	Top
36 Joan MIR	SPA	HONDA	300.8	300.0	299.1	299.1	299.1	299.6	300.8
23 Enea BASTIANINI	ITA	DUCATI	300.0	299.1	298.3	298.3	297.5	298.1	300.0
1 Francesco BAGNAIA	ITA	DUCATI	299.1	299.1	298.3	297.5	297.5	298.3	299.1
31 Pedro ACOSTA	SPA	KTM	299.1	299.1	298.3	298.3	297.5	298.5	299.1
72 Marco BEZZECCHI	ITA	DUCATI	299.1	298.3	298.3	297.5	297.5	298.0	299.1
89 Jorge MARTIN	SPA	DUCATI	299.1	299.1	299.1	298.3	298.3	298.8	299.1
21 Franco MORBIDELLI	ITA	DUCATI	298.3	298.3	297.5	296.7	296.7	297.3	298.3
33 Brad BINDER	RSA	KTM	298.3	297.5	297.5	297.5	296.7	297.2	298.3
88 Miguel OLIVEIRA	POR	APRILIA	298.3	298.3	297.5	297.5	296.7	297.4	298.3
93 Marc MARQUEZ	SPA	DUCATI	298.3	297.5	295.8	294.2	294.2	296.0	298.3
5 Johann ZARCO	FRA	HONDA	297.5	296.7	295.8	295.0	295.0	296.0	297.5
12 Maverick VIÑALES	SPA	APRILIA	297.5	296.7	296.7	296.7	295.8	296.3	297.5
37 Augusto FERNANDEZ	SPA	KTM	297.5	295.8	295.0	294.2	294.2	295.2	297.5
43 Jack MILLER	AUS	KTM	297.5	297.5	295.8	295.8	295.8	296.4	297.5
10 Luca MARINI	ITA	HONDA	296.7	295.8	295.0	295.0	295.0	295.5	296.7
73 Alex MARQUEZ	SPA	DUCATI	296.7	295.8	295.8	295.0	294.2	295.3	296.7
25 Raul FERNANDEZ	SPA	APRILIA	295.8	295.8	295.0	294.2	294.2	295.0	295.8
30 Takaaki NAKAGAMI	JPN	HONDA	295.8	295.0	293.4	293.4	293.4	294.2	295.8
41 Aleix ESPARGARO	SPA	APRILIA	295.8	295.0	295.0	294.2	294.2	294.6	295.8
20 Fabio QUARTARARO	FRA	YAMAHA	294.2	293.4	293.4	292.6	292.6	293.1	294.2
49 Fabio DI GIANNANTONIO	ITA	DUCATI	293.4	292.6	292.6	292.6	292.6	292.8	293.4

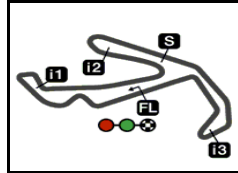
These data/results cannot be reproduced, stored and/or transmitted in whole or in part by any manner of electronic, mechanical, photocopying, recording, broadcasting or otherwise now known or herein after developed without the previous express consent by the copyright owner, except for reproduction in daily press and regular printed publications on sale to the public within 60 days of the event related to those data/results and always provided that copyright symbol appears together as follows below.

© DORNA, 2024

Official MotoGP Timing by TISSOT
www.motogp.com



Misano Adriatico, Friday, September 20, 2024



4226 m.

GRAN PREMIO PRAMAC DELL'EMILIA-ROMAGNA

Practice

Chronological Analysis of Performances

9

* Lap / Sector time cancelled

T1 Time from finish line to 1st intermediate

T3 Time from 2nd intermed. to 3rd intermed.

P Crossing the finish line in pit lane

T2 Time from 1st intermed. to 2nd intermed.

T4 Time from 3rd intermediate to finish line

**Tyre data subject to further updates

Lap	Lap Time	T1	T2	T3	T4	Speed	Lap	Lap Time	T1	T2	T3	T4	Speed	
1st	1	Francesco BAGNAIA		DUCATI		ITA	4	1'31.325	25.655	20.328	24.804	20.538	297.5	
		Ducati Lenovo Team					5	1'33.757	25.712	20.420	24.937	22.688	299.1	
		Runs=5	Total laps=23	Full laps=14	Valid laps=11		6	1'31.347 *	25.755	20.326	24.801	20.465*	297.5	
Run #	1	Front Tyre	Slick-Medium	Rear Tyre	Slick-Medium		7	1'30.994	25.564	20.284	24.761	20.385	298.3	
		New Tyre		New Tyre			8	1'31.361 P	27.146	21.942	25.571	16.702	295.8	
1	2'32.365	34.530	22.619	26.547	21.446	284.9	Run #	2	Front Tyre	Slick-Medium	Rear Tyre	Slick-Medium		
2	1'32.944 *	26.043	21.061*	25.041	20.799	295.8			8 Laps at start		8 Laps at start			
3	1'31.864	25.689	20.742	24.824	20.609	296.7	9	1'42.482	34.984	21.254	25.396	20.848	295.0	
4	1'31.408	25.719	20.518	24.688	20.483	295.8	10	1'31.622	25.782	20.625	24.681	20.534	295.8	
5	1'31.129	25.581	20.448	24.685	20.415	295.8	11	1'31.208	25.554	20.394	24.842	20.418	295.8	
6	1'31.533 *	25.576	20.522	24.647	20.788*	296.7	12	1'30.844	25.529	20.217	24.718	20.380	296.7	
7	1'30.924	25.463	20.323	24.711	20.427	296.7	13	1'34.624	25.584	21.968	26.030	21.042	291.8	
8	1'31.093 P	27.594*	21.408	25.820	16.271	295.0	14	1'31.505 *	25.785	20.481	24.737	20.502*	296.7	
Run #	2	Front Tyre	Slick-Medium	Rear Tyre	Slick-Medium		15	1'31.322 *	25.623	20.442	24.785	20.472*	296.7	
		8 Laps at start		8 Laps at start			16	1'31.110 P	25.528	20.313	27.341	17.928	288.7	
9	1'41.498	33.758	21.353	25.481	20.906	295.0	Run #	3	Front Tyre	Slick-Medium	Rear Tyre	Slick-Soft		
10	1'32.223	26.075	20.584	24.887	20.677	295.0			New Tyre		New Tyre			
11	1'29.347 P	25.761	21.672	25.672	16.242	296.7	17	1'41.794	34.416	21.277	25.380	20.721	295.8	
Run #	3	Front Tyre	Slick-Medium	Rear Tyre	Slick-Medium		18	1'31.684	25.819	20.308	24.991	20.566	296.7	
		11 Laps at start		11 Laps at start			19	1'30.531	25.456	20.113	24.660	20.302	299.1	
12	1'46.805 *	35.504	24.682	25.758	20.861*	295.0	20	1'30.641 P	27.479*	20.883	25.424	16.855	296.7	
13	1'31.038	25.593	20.343	24.657	20.445	295.0	Run #	4	Front Tyre	Slick-Medium	Rear Tyre	Slick-Soft		
14	1'30.902	25.423	20.425	24.640	20.414	298.3			4 Laps at start		New Tyre			
15	1'33.863 P	27.523*	23.463	26.215	16.662	296.7	21	1'41.281 *	33.989	21.553	24.969	20.770*	298.3	
Run #	4	Front Tyre	Slick-Medium	Rear Tyre	Slick-Soft		22	1'30.484	25.631	20.101	24.500	20.252	299.1	
		New Tyre		New Tyre				unfinished	25.541					
16	1'40.318	33.203	20.933	25.382	20.800	299.1	3rd	93	Marc MARQUEZ		DUCATI		SPA	
17	1'30.817	25.727	20.211	24.578	20.301	296.7			Gresini Racing MotoGP					
18	1'30.286	25.428	20.082	24.539	20.237	299.1			Runs=6	Total laps=25	Full laps=14	Valid laps=9		
19	1'30.525 P	27.803*	20.958	25.675	16.089	292.6	Run #	1	Front Tyre	Slick-Medium	Rear Tyre	Slick-Medium		
Run #	5	Front Tyre	Slick-Medium	Rear Tyre	Slick-Soft				New Tyre		New Tyre			
		4 Laps at start		4 Laps at start			1	2'54.904	35.001	23.257	27.402	21.917	271.3	
20	1'40.432	33.291	20.848	25.616	20.677	297.5	2	1'36.309 *	27.762	21.677	25.505*	21.365	290.3	
21	1'33.187 *	25.534	20.877	26.060*	20.716	291.1	3	1'30.960 P	27.396	21.253	25.774	16.537	292.6	
22	1'30.817	25.509	20.250	24.591	20.467	297.5	Run #	2	Front Tyre	Slick-Medium	Rear Tyre	Slick-Medium		
23	1'32.870	25.645	20.290	24.689	22.246	296.7			3 Laps at start		3 Laps at start			
2nd	89	Jorge MARTIN		DUCATI		SPA	4	1'43.483	33.748	22.123	26.172	21.440	275.5	
		Prima Pramac Racing					5	1'33.258	26.418	20.893	25.008	20.939	292.6	
		Runs=4	Total laps=22	Full laps=15	Valid laps=11		6	1'32.898 *	25.848	20.601	25.581*	20.868	292.6	
Run #	1	Front Tyre	Slick-Medium	Rear Tyre	Slick-Medium		7	1'31.602	25.629	20.512	24.930	20.531	292.6	
		New Tyre		New Tyre			8	1'31.806	25.535	20.514	25.083	20.674	292.6	
1	2'25.668	34.366	22.707	26.822	21.810	274.1	9	1'31.490	25.685	20.413	24.913	20.479	292.6	
2	1'33.490 *	26.713	20.855*	25.152	20.770*	295.8	10	1'30.010 P	25.825	21.049	26.692	16.444	281.2	
3	1'31.846	25.723	20.647	24.844	20.632	297.5								

Fastest Lap: Francesco BAGNAIA Ducati Lenovo Team ITA **1'30.286** 25.428 20.082 24.539 20.237

These data/results cannot be reproduced, stored and/or transmitted in whole or in part by any manner of electronic, mechanical, photocopying, recording, broadcasting or otherwise now known or herein after developed without the previous express consent by the copyright owner, except for reproduction in daily press and regular printed publications on sale to the public within 60 days of the event related to those data/results and always provided that copyright symbol appears together as follows below.
© DORNA, 2024

Practice

MotoGP

Lap	Lap Time	T1	T2	T3	T4	Speed	Lap	Lap Time	T1	T2	T3	T4	Speed	
Run # 3	Front Tyre Slick-Medium		Rear Tyre Slick-Medium				23	1'30.607	25.369	20.240	24.527	20.471	300.0	
		10 Laps at start		10 Laps at start				24	1'28.174	P 26.393*	20.920	25.101	15.760	295.0
11	1'46.079	36.586	21.910	26.152	21.431	288.7	Run # 4		Front Tyre Slick-Medium		Rear Tyre Slick-Soft			
12	1'34.194	26.355	20.850	25.084	21.905	291.1			5 Laps at start		New Tyre			
13	1'31.728	25.818	20.432	24.940	20.538	292.6	25	1'39.216	32.565	20.853	25.188	20.610	296.7	
14	1'31.292	25.659	20.450	24.787	20.396	294.2	26	1'31.353	* 25.532	20.369	24.864*	20.588	297.5	
15	1'30.704	P 26.722	21.570	25.955	16.457	287.2	27	1'31.048	* 25.404	20.220	24.859*	20.565	299.1	
		New Tyre		New Tyre				unfinished	25.449	20.141	24.622		298.3	
Run # 4	Front Tyre Slick-Soft		Rear Tyre Slick-Soft				5th 20 Fabio QUARTARARO YAMAHA FRA							
		New Tyre		New Tyre				Monster Energy Yamaha MotoGP Team						
		New Tyre		New Tyre				Runs=5 Total laps=26 Full laps=17 Valid laps=13						
16	1'42.714	34.140	21.616	25.848	21.110	289.5	Run # 1		Front Tyre Slick-Medium		Rear Tyre Slick-Medium			
17	1'32.051	* 25.894	20.459	25.067*	20.631	292.6			New Tyre		New Tyre			
18	1'27.128	P 25.611	20.244	25.220	16.053	294.2	1	2'55.198	34.043	22.778	27.355	21.930	266.6	
		New Tyre		New Tyre				2	1'36.332	* 27.107	21.223	26.685*	21.317	279.7
Run # 5	Front Tyre Slick-Medium		Rear Tyre Slick-Soft				3	1'32.796	26.175	20.717	25.068	20.836	290.3	
		New Tyre		New Tyre				4	1'31.868	25.839	20.584	24.807	20.638	291.8
19	1'42.503	* 34.384	22.163	24.911	21.045*	297.5	5	1'31.600	25.692	20.500	24.774	20.634	291.8	
20	1'30.585	25.541	20.211	24.538	20.295	298.3	6	1'31.613	25.601	20.546	24.820	20.646	291.1	
21	1'30.548	P 26.810	21.504	25.855	16.379	288.7	7	1'31.581	25.639	20.498	24.768	20.676	291.8	
		New Tyre		New Tyre				8	1'31.164	P 27.788*	21.065	26.096	16.215	286.4
Run # 6	Front Tyre Slick-Medium		Rear Tyre Slick-Soft				Run # 2		Front Tyre Slick-Medium		Rear Tyre Slick-Medium			
		3 Laps at start		New Tyre						8 Laps at start		8 Laps at start		
22	1'44.366	* 34.617	21.550	26.995	21.204*	286.4	9	1'43.927	34.642	21.788	25.964	21.533	287.2	
23	1'32.682	* 25.848	21.027	25.222*	20.585	293.4	10	1'33.245	26.211	20.998	25.185	20.851	289.5	
24	1'34.851	* 25.536	20.209	27.928*	21.178	295.8	11	1'31.956	25.708	20.543	24.909	20.796	291.1	
25	1'31.124	25.612	20.303	24.805	20.404	293.4	12	1'31.967	25.750	20.530	24.949	20.738	292.6	
		New Tyre		New Tyre				13	1'31.169	P 29.168*	20.811	25.384*	15.806	288.0
Run # 7	Front Tyre Slick-Medium		Rear Tyre Slick-Medium				Run # 3		Front Tyre Slick-Medium		Rear Tyre Slick-Medium			
		3 Laps at start		New Tyre						13 Laps at start		13 Laps at start		
4th 23 Enea BASTIANINI	DUCATI		ITA				14	1'41.532	33.561	21.320	25.445	21.206	292.6	
		Ducati Lenovo Team						15	1'32.470	26.000	20.762	24.854	20.854	291.8
		Runs=4 Total laps=27 Full laps=20 Valid laps=15						16	1'26.807	P 25.757	20.619	24.826	15.605	291.1
Run # 1	Front Tyre Slick-Medium		Rear Tyre Slick-Medium				Run # 4		Front Tyre Slick-Medium		Rear Tyre Slick-Soft			
		New Tyre		New Tyre						New Tyre		New Tyre		
1	2'38.584	34.175	23.251	27.078	21.663	272.0	17	1'43.239	* 34.263	21.988	25.682	21.306*	291.1	
2	1'33.910	* 26.504	21.096*	25.205	21.105	296.7	18	1'32.478	* 25.921	20.772	24.885	20.900*	292.6	
3	1'32.335	25.859	20.727	24.972	20.777	297.5	19	1'31.067	25.487	20.384	24.660	20.536	291.8	
4	1'31.685	25.765	20.482	24.809	20.629	298.3	20	1'28.208	P 25.485	20.319	24.757	17.647	291.1	
5	1'31.926	25.702	20.545	25.009	20.670	295.0	Run # 5		Front Tyre Slick-Medium		Rear Tyre Slick-Soft			
6	1'34.781	* 27.439*	21.160	25.300	20.882*	295.0			4 Laps at start		New Tyre			
7	1'31.615	25.694	20.428	24.797	20.696	295.8	21	1'41.442	33.728	21.266	25.412	21.036	291.8	
8	1'28.990	P 26.672*	20.887	25.352	16.079	294.2	22	1'32.031	25.927	20.562	24.897	20.645	291.1	
		New Tyre		New Tyre				23	1'30.886	25.423	20.299	24.664	20.500	293.4
Run # 2	Front Tyre Slick-Medium		Rear Tyre Slick-Medium				24	1'36.746	* 29.130*	21.983	25.018*	20.615	293.4	
		8 Laps at start		8 Laps at start				25	1'31.149	25.611	20.317	24.642	20.579	294.2
9	1'45.041	34.000	23.472	26.370	21.199	270.0	26	1'38.694	* 29.242	21.042	26.839	21.571*	284.2	
10	1'33.345	26.447	20.904	25.197	20.797	295.8	6th 21 Franco MORBIDELLI		DUCATI		ITA			
11	1'36.246	29.463	20.977	25.073	20.733	295.0			Prima Pramac Racing					
12	1'31.789	25.813	20.533	24.870	20.573	296.7			Runs=5 Total laps=26 Full laps=17 Valid laps=15					
13	1'31.507	25.611	20.366	24.982	20.548	293.4	Run # 1		Front Tyre Slick-Medium		Rear Tyre Slick-Medium			
14	1'31.710	25.723	20.505	24.841	20.641	295.8			New Tyre		New Tyre			
15	1'31.490	25.652	20.389	24.840	20.609	295.0	1	1'55.762	34.730	22.690	27.106	21.574	282.7	
16	1'33.960	* 27.002*	20.727	25.269	20.962	296.7	2	1'34.014	26.437	21.074	25.469	21.034	294.2	
17	1'35.149	25.727	20.505	27.802	21.115	297.5			New Tyre		New Tyre			
18	1'31.472	25.624	20.362	24.825	20.661	297.5			New Tyre		New Tyre			
19	1'31.350	P 27.828*	21.975	25.253	16.294	293.4			New Tyre		New Tyre			

Fastest Lap: Francesco BAGNAIA Ducati Lenovo Team ITA **1'30.286** 25.428 20.082 24.539 20.237

These data/results cannot be reproduced, stored and/or transmitted in whole or in part by any manner of electronic, mechanical, photocopying, recording, broadcasting or otherwise now known or herein after developed without the previous express consent by the copyright owner, except for reproduction in daily press and regular printed publications on sale to the public within 60 days of the event related to those data/results and always provided that copyright symbol appears together as follows below.
© DORNA, 2024



Practice

MotoGP

Lap	Lap Time	T1	T2	T3	T4	Speed	Lap	Lap Time	T1	T2	T3	T4	Speed
3	1'32.664	26.141	20.664	25.118	20.741	296.7	16	1'34.490 *	27.579*	20.845	25.132	20.934	292.6
4	1'32.155	25.822	20.636	24.933	20.764	295.8	17	1'31.900	25.820	20.536	24.877	20.667	294.2
5	1'31.833	25.702	20.548	25.007	20.576	296.7	18	1'37.091 P	30.277*	22.189	27.470	17.155	286.4
6	1'38.950	25.662	24.010	28.365	20.913	290.3	Run # 3 Front Tyre Slick-Medium Rear Tyre Slick-Soft						
7	1'28.672 P	25.771	20.385	25.135	17.381	295.0	New Tyre New Tyre						
Run # 2 Front Tyre Slick-Medium Rear Tyre Slick-Soft							19	1'42.018	33.635	21.205	25.874	21.304	288.0
7 Laps at start New Tyre							20	1'31.585	25.800	20.582	24.625	20.578	296.7
8	1'44.239	35.063	22.324	25.808	21.044	294.2	21	1'31.262	25.588	20.270	24.911	20.493	299.1
9	1'35.294	27.983	21.107	25.513	20.691	295.0	22	1'28.856 P	26.413*	20.660	25.620	16.163	298.3
10	1'31.828	25.747	20.384	25.037	20.660	295.0	Run # 4 Front Tyre Slick-Medium Rear Tyre Slick-Soft						
11	1'31.940	26.031	20.361	25.038	20.510	295.8	4 Laps at start New Tyre						
12	1'31.674	25.775	20.322	25.046	20.531	296.7	23	1'41.591	33.288	20.982	25.452	21.869	297.5
13	1'37.316 P	33.066*	21.989	26.000	16.261	286.4	24	1'32.483 *	25.638	20.442	25.330*	21.073	294.2
Run # 3 Front Tyre Slick-Medium Rear Tyre Slick-Soft							25	1'31.003	25.500	20.381	24.554	20.568	298.3
13 Laps at start 6 Laps at start							26	1'30.964	25.559	20.372	24.527	20.506	297.5
14	1'42.154 *	34.326	21.337	25.477*	21.014	294.2	8th 12 Maverick VIÑALES APRILIA SPA						
15	1'31.905	25.960	20.493	24.946	20.506	296.7	Aprilia Racing						
16	1'31.906 *	25.751	20.277	25.284*	20.594	295.0	Runs=5 Total laps=26 Full laps=17 Valid laps=13						
17	1'34.140 P	29.864*	22.950	25.664	15.662	292.6	Run # 1 Front Tyre Slick-Medium Rear Tyre Slick-Medium						
Run # 4 Front Tyre Slick-Medium Rear Tyre Slick-Soft							New Tyre New Tyre						
New Tyre New Tyre							1	1'46.815	33.581	21.739	26.278	21.445	290.3
18	1'40.577	33.406	21.131	25.200	20.840	295.0	2	1'34.635 *	26.440	20.848	25.627*	21.720	294.2
19	1'31.292	25.614	20.361	24.782	20.535	295.8	3	1'32.484	25.982	20.578	25.001	20.923	293.4
20	1'32.954	25.791	20.286	24.731	22.146	295.8	4	1'32.049	25.743	20.622	25.009	20.675	295.0
21	1'32.551 P	29.764*	21.095	25.808	15.884	294.2	5	1'31.585	25.623	20.570	24.689	20.703	294.2
Run # 5 Front Tyre Slick-Medium Rear Tyre Slick-Soft							6	1'31.765	25.732	20.555	24.801	20.677	293.4
4 Laps at start New Tyre							7	1'30.215 P	27.474	20.852	25.005	16.884	292.6
22	1'42.507	34.403	21.186	25.867	21.051	287.2	Run # 2 Front Tyre Slick-Medium Rear Tyre Slick-Medium						
23	1'31.672	25.686	20.154	24.940	20.892	298.3	7 Laps at start 7 Laps at start						
24	1'30.932	25.543	20.198	24.780	20.411	297.5	8	1'40.872	33.479	21.227	25.252	20.914	293.4
25	1'31.007	25.602	20.201	24.824	20.380	298.3	9	1'31.892	25.730	20.651	24.663	20.848	294.2
26	2'01.304 *	46.384*	23.644	29.001	22.275	276.2	10	1'31.685	25.667	20.575	24.802	20.641	294.2
7th 72 Marco BEZZECCHI DUCATI ITA							11	1'31.757	25.710	20.559	24.848	20.640	293.4
Pertamina Enduro VR46 Racing Team							12	1'31.568	25.663	20.480	24.784	20.641	295.8
Runs=4 Total laps=26 Full laps=19 Valid laps=16							13	1'31.596	25.729	20.545	24.720	20.602	293.4
Run # 1 Front Tyre Slick-Medium Rear Tyre Slick-Medium							14	1'33.973 P	28.995	20.906	26.798	17.274	288.7
New Tyre New Tyre							Run # 3 Front Tyre Slick-Soft Rear Tyre Slick-Soft						
1	2'09.224	33.892	23.487	27.179	22.147	275.5	New Tyre New Tyre						
2	1'34.424	26.702	21.429	25.052	21.241	296.7	15	1'42.956	35.887	20.990	25.194	20.885	296.7
3	1'32.560	26.079	20.831	24.837	20.813	296.7	16	1'31.862	25.868	20.454	24.756	20.784	297.5
4	1'31.957	25.818	20.664	24.813	20.662	296.7	17	1'32.092 *	26.067	20.569	24.891	20.565*	294.2
5	1'31.976	25.798	20.586	24.835	20.757	297.5	18	1'28.618 P	26.020*	20.438	24.818	17.342	293.4
6	1'33.191	26.294	20.809	25.119	20.969	295.8	Run # 4 Front Tyre Slick-Medium Rear Tyre Slick-Soft						
7	1'31.868	25.788	20.610	24.742	20.728	295.0	New Tyre New Tyre						
8	1'38.424 P	25.830	27.217	27.984	17.393	270.0	19	1'40.198	33.252	21.037	25.124	20.785	295.8
Run # 2 Front Tyre Slick-Medium Rear Tyre Slick-Soft							20	1'32.074 *	25.669	20.632	24.778	20.995*	296.7
8 Laps at start New Tyre							21	1'31.025	25.560	20.418	24.572	20.475	295.8
9	1'43.809 *	34.747	21.865	25.760*	21.437	290.3	22	1'30.527 P	27.279	20.932	25.443	16.873	294.2
10	1'32.630	26.138	20.726	24.814	20.952	292.6	Run # 5 Front Tyre Slick-Medium Rear Tyre Slick-Soft						
11	1'31.504	25.769	20.513	24.487	20.735	295.8	4 Laps at start New Tyre						
12	1'31.451	25.755	20.412	24.703	20.581	293.4	23	1'40.362	33.580	20.954	25.079	20.749	295.8
13	1'31.218	25.684	20.423	24.542	20.569	295.0	24	1'31.164	25.645	20.451	24.529	20.539	295.8
14	1'35.080 *	27.432*	20.990	25.527	21.131	292.6	25	1'30.990	25.439	20.483	24.483	20.585	296.7
15	1'31.636	25.681	20.392	24.842	20.721	291.1	26	1'40.204 *	25.551*	23.114	28.562	22.977	244.8

Fastest Lap: Francesco BAGNAIA Ducati Lenovo Team ITA 1'30.286 25.428 20.082 24.539 20.237

These data/results cannot be reproduced, stored and/or transmitted in whole or in part by any manner of electronic, mechanical, photocopying, recording, broadcasting or otherwise now known or herein after developed without the previous express consent by the copyright owner, except for reproduction in daily press and regular printed publications on sale to the public within 60 days of the event related to those data/results and always provided that copyright symbol appears together as follows below.
© DORNA, 2024

Official MotoGP Timing by TISSOT
www.motogp.com



Practice

MotoGP

Lap	Lap Time	T1	T2	T3	T4	Speed	Lap	Lap Time	T1	T2	T3	T4	Speed	
9th	31	Pedro ACOSTA				KTM	SPA	Run # 3	Front Tyre	Slick-Medium	Rear Tyre	Slick-Soft		
		Red Bull GASGAS Tech3							New Tyre		New Tyre			
		Runs=4	Total laps=21	Full laps=14	Valid laps=10									
Run #	1	Front Tyre	Slick-Medium	Rear Tyre	Slick-Soft									
		New Tyre		New Tyre										
1	2'07.040	33.994	22.481	27.740	24.581	288.7	15	1'44.532	33.962	22.863	26.094	21.613	291.1	
2	1'34.241	26.933	21.139	25.407	20.762	295.8	16	1'33.650	*	26.344	20.823	25.475*	21.008	295.8
3	1'32.007	25.824	20.656	24.977	20.550	296.7	17	1'32.133	25.902	20.424	24.981	20.826	294.2	
4	1'31.350	25.602	20.473	24.857	20.418	295.0	18	1'31.393	25.631	20.374	24.753	20.635	294.2	
5	1'32.683	*	25.606	20.236	25.679*	295.8	19	1'32.703	P	27.945*	21.713	26.820	16.225	276.9
6	3'11.575	P	25.684	20.244	24.720	2'00.927	298.3	Run # 4	Front Tyre	Slick-Medium	Rear Tyre	Slick-Soft		
									5 Laps at start		New Tyre			
Run #	2	Front Tyre	Slick-Medium	Rear Tyre	Slick-Soft									
		6 Laps at start		6 Laps at start										
7	1'42.357	33.591	21.610	26.183	20.973	291.1	20	1'40.966	*	32.249	21.331	26.257*	21.129	292.6
8	1'35.718	25.972	20.350	28.848	20.548	203.3	21	1'31.828	*	25.738	20.510	24.907*	20.673	294.2
9	1'31.786	*	25.751	20.331	25.107*	205.97	22	1'33.277	*	25.584	21.101*	25.674	20.918	289.5
10	1'31.439	25.634	20.321	24.962	20.522	295.0	23	1'31.167	25.491	20.352	24.638	20.686	295.0	
11	1'31.269	25.671	20.299	24.837	20.462	293.4	24	1'41.230	25.662	23.999	27.881	23.688	263.4	
12	1'35.014	25.721	20.288	27.754	21.251	284.9								
13	1'28.747	P	25.891	20.430	25.311*	17.115	293.4							
Run #	3	Front Tyre	Slick-Medium	Rear Tyre	Slick-Soft									
		New Tyre		New Tyre										
14	1'41.716	*	33.751	21.170	25.413	21.382*	294.2							
15	1'31.255	25.587	20.413	24.675	20.580	297.5								
16	1'31.028	25.506	20.286	24.751	20.485	295.8								
17	1'29.849	P	27.054*	20.693	25.923*	16.179	294.2							
Run #	4	Front Tyre	Slick-Medium	Rear Tyre	Slick-Soft									
		4 Laps at start		New Tyre										
18	1'39.335	*	32.808	20.942	25.023*	20.562	298.3							
19	1'31.693	*	25.724	20.362	25.205*	20.402	299.1							
20	1'30.991	25.590	20.209	24.793	20.399	299.1								
21	1'38.666	*	25.664*	20.533	29.186	23.283	250.0							
10th	41	Aleix ESPARGARO				APRILIA	SPA							
		Aprilia Racing												
		Runs=4	Total laps=24	Full laps=17	Valid laps=12									
Run #	1	Front Tyre	Slick-Medium	Rear Tyre	Slick-Medium									
		New Tyre		New Tyre										
1	2'18.763	34.290	22.296	26.157	22.138	290.3								
2	1'35.552	*	26.970	21.528*	25.689	21.365	291.8							
3	1'33.709	26.222	21.052	25.326	21.109	290.3								
4	1'33.493	26.077	20.734	25.589	21.093	293.4								
5	1'32.542	26.030	20.685	25.011	20.816	293.4								
6	1'32.277	*	25.805	20.662	25.025	20.785*	294.2							
7	1'31.712	25.671	20.532	24.863	20.646	292.6								
8	1'31.791	25.635	20.552	24.915	20.689	295.0								
9	1'35.582	P	28.358	23.279	26.700	17.245	264.0							
Run #	2	Front Tyre	Slick-Medium	Rear Tyre	Slick-Medium									
		9 Laps at start		9 Laps at start										
10	1'43.766	34.419	21.787	26.273	21.287	289.5								
11	1'32.970	26.187	20.830	25.089	20.864	291.8								
12	1'31.864	25.750	20.541	24.937	20.636	294.2								
13	1'32.027	25.647	20.546	25.038	20.796	293.4								
14	1'35.763	P	25.705	20.582	31.768	17.708	252.3							
11th	43	Jack MILLER				KTM	AUS							
		Red Bull KTM Factory Racing												
		Runs=5	Total laps=23	Full laps=14	Valid laps=10									
Run #	1	Front Tyre	Slick-Medium	Rear Tyre	Slick-Medium									
		New Tyre		New Tyre										
1	2'07.848	34.791	23.099	28.156	25.169	288.0								
2	3'20.074	P	27.142	2'04.441	30.284*	18.207	279.7							
Run #	2	Front Tyre	Slick-Medium	Rear Tyre	Slick-Medium									
		2 Laps at start		2 Laps at start										
3	1'44.687	34.639	21.871	26.699	21.478	291.1								
4	1'33.745	26.521	20.937	25.421	20.866	294.2								
5	1'33.123	26.179	20.631	25.432	20.881	294.2								
6	1'32.531	26.056	20.563	25.183	20.729	295.0								
7	1'34.799	26.530	21.523	25.848	20.898	293.4								
8	1'32.329	25.894	20.582	25.088	20.765	295.8								
9	1'32.807	P	27.848*	21.507	26.703	16.749	292.6							
Run #	3	Front Tyre	Slick-Medium	Rear Tyre	Slick-Medium									
		9 Laps at start		9 Laps at start										
10	1'43.404	34.638	21.656	25.991	21.119	291.1								
11	1'33.231	26.207	20.625	25.497	20.902	295.0								
12	1'40.005	26.093	22.778	27.949	23.185	277.6								
13	1'32.101	*	25.903	20.506	25.050*	20.642	295.8							
14	1'34.188	P	29.393*	22.381	26.674	15.740	291.1							
Run #	4	Front Tyre	Slick-Soft	Rear Tyre	Slick-Soft									
		New Tyre		New Tyre										
15	1'40.171	32.973	20.865	25.504	20.829	295.0								
16	1'37.497	*	27.960	23.229	25.578*	20.730*	295.8							
17	1'31.594	25.802	20.249	25.020	20.523	295.0								
18	1'34.552	P	30.445*	21.195	26.254	16.658	295.8							
Run #	5	Front Tyre	Slick-Soft	Rear Tyre	Slick-Soft									
		4 Laps at start		New Tyre										
19	1'47.240	35.244	22.560	28.766	20.670	231.2								
20	1'31.217	25.689	20.102	24.992	20.434	297.5								
21	1'42.749	*	27.953*	22.757	29.911*	22.128	237.8							
22	1'36.297	*	25.853	20.248	28.836*	21.360	289.5							
23	1'31.897	25.926	20.390	24.965	20.616	297.5								

Fastest Lap: Francesco BAGNAIA Ducati Lenovo Team ITA **1'30.286** 25.428 20.082 24.539 20.237

These data/results cannot be reproduced, stored and/or transmitted in whole or in part by any manner of electronic, mechanical, photocopying, recording, broadcasting or otherwise now known or herein after developed without the previous express consent by the copyright owner, except for reproduction in daily press and regular printed publications on sale to the public within 60 days of the event related to those data/results and always provided that copyright symbol appears together as follows below.
© DORNA, 2024

Practice

MotoGP

Lap	Lap Time	T1	T2	T3	T4	Speed	Lap	Lap Time	T1	T2	T3	T4	Speed		
12th	5	Johann ZARCO				HONDA	FRA	10	1'31.914	25.765	20.541	24.799	20.809	293.4	
		CASTROL Honda LCR						11	1'34.974	27.902	21.094	25.215	20.763	291.8	
		Runs=5 Total laps=25 Full laps=16 Valid laps=13						12	1'31.796	25.707	20.514	24.976	20.599	292.6	
Run #	1	Front Tyre Slick-Medium		Rear Tyre Slick-Soft				13	1'38.543	P	25.699	20.613	29.937*	22.294	290.3
		New Tyre		New Tyre				Run #	3	Front Tyre Slick-Medium		Rear Tyre Slick-Soft			
1	1'45.690	33.865	22.061	26.533	21.675	289.5				New Tyre		New Tyre			
2	1'34.144	26.639	20.714	25.846	20.945	291.8		14	1'41.750	*	33.895	21.516	25.426	20.913*	290.3
3	1'33.111	26.113	20.571	25.587	20.840	291.1		15	1'31.953	*	25.715	20.524	24.792	20.922*	291.8
4	1'31.728	P	26.103	20.712	26.886	18.027	291.8	16	1'31.393		25.507	20.510	24.810	20.566	291.8
Run #	2	Front Tyre Slick-Medium		Rear Tyre Slick-Soft				17	1'49.945	P	25.500	20.483	39.127	24.835	247.7
		4 Laps at start		4 Laps at start				Run #	4	Front Tyre Slick-Medium		Rear Tyre Slick-Soft			
5	1'44.393	35.421	21.830	26.008	21.134	289.5				4 Laps at start		New Tyre			
6	1'34.020	26.661	21.110	25.410	20.839	291.8		unfinished	37.225	24.114					
7	1'32.758	26.081	20.578	25.296	20.803	291.1									
8	1'34.786	26.095	20.565	25.261	22.865	291.8		14th	73	Alex MARQUEZ				DUCATI	SPA
9	1'33.142	26.300	20.585	25.457	20.800	295.0				Gresini Racing MotoGP					
10	1'30.350	P	26.025	20.526	25.285	18.514	292.6			Runs=5 Total laps=25 Full laps=16 Valid laps=12					
Run #	3	Front Tyre Slick-Medium		Rear Tyre Slick-Soft				Run #	1	Front Tyre Slick-Medium		Rear Tyre Slick-Medium			
		10 Laps at start		10 Laps at start						New Tyre		New Tyre			
11	1'46.512	34.122	21.484	26.573	24.333	290.3		1	2'05.630	35.245	24.533	28.700	23.093	247.1	
12	1'32.712	26.068	20.632	25.190	20.822	291.8		2	1'38.770	29.653	22.285	25.513	21.319	294.2	
13	1'42.096	28.663	22.755	28.592	22.086	260.2		3	1'33.045	26.252	20.920	25.059	20.814	293.4	
14	1'32.273	25.952	20.572	25.004	20.745	295.0		4	1'31.951	25.845	20.681	24.828	20.597	293.4	
15	1'40.063	*	27.659*	20.561	28.492	23.351	291.1	5	1'32.182	25.942	20.692	24.977	20.571	292.6	
16	1'31.957	25.756	20.561	24.978	20.662	296.7		6	1'31.861	25.732	20.602	24.792	20.735	295.8	
17	1'36.469	P	26.211	20.644	32.578	17.036	139.1	7	1'28.343	P	25.977	20.546	25.471	16.349	293.4
Run #	4	Front Tyre Slick-Medium		Rear Tyre Slick-Soft				Run #	2	Front Tyre Slick-Medium		Rear Tyre Slick-Medium			
		New Tyre		New Tyre						7 Laps at start		7 Laps at start			
18	1'40.416	33.086	20.962	25.312	21.056	294.2		8	1'42.660	33.665	21.752	25.901	21.342	288.7	
19	1'34.644	25.906	21.693	25.765	21.280	291.8		9	1'33.063	*	26.244	20.816	25.221	20.782*	289.5
20	1'31.555	25.643	20.308	24.973	20.631	294.2		10	1'31.972	25.785	20.600	24.887	20.700	291.8	
21	1'33.814	P	25.516	20.352	30.980	16.966	295.8	11	1'31.902	25.794	20.473	24.949	20.686	292.6	
Run #	5	Front Tyre Slick-Medium		Rear Tyre Slick-Soft				12	1'32.096	25.773	20.552	24.987	20.784	291.8	
		4 Laps at start		New Tyre				13	1'32.020	25.859	20.615	24.948	20.598	291.8	
22	1'41.500	33.418	21.360	25.881	20.841	291.1		14	1'31.636	25.752	20.474	24.816	20.594	292.6	
23	1'33.847	*	25.618	20.792	26.356*	21.081	290.3	15	1'31.831	P	27.508*	21.455	25.899	16.969	289.5
24	1'31.250	25.648	20.363	24.681	20.558	297.5		Run #	3	Front Tyre Slick-Medium		Rear Tyre Slick-Medium			
25	1'59.009	*	43.277*	25.356	28.269	22.107	267.9			15 Laps at start		15 Laps at start			
13th	49	Fabio DI GIANNANTONI				DUCATI	ITA	16	1'42.269	33.373	21.682	25.760	21.454	291.1	
		Pertamina Enduro VR46 Racing Team						17	1'32.947	*	26.155	20.790	25.080	20.922*	290.3
		Runs=4 Total laps=17 Full laps=11 Valid laps=10						18	9'37.027	P					
Run #	1	Front Tyre Slick-Medium		Rear Tyre Slick-Medium				Run #	4	Front Tyre Slick-Medium		Rear Tyre Slick-Soft			
		New Tyre		New Tyre						New Tyre		New Tyre			
1	2'06.684	34.064	22.510	26.353	22.874	284.9		19	1'45.840	34.362	23.808	26.220	21.450	285.7	
2	1'35.350	27.079	21.525	25.683	21.063	292.6		20	1'34.127	26.815	20.712	25.544	21.056	294.2	
3	1'33.299	25.965	21.147	25.184	21.003	292.6		21	1'27.199	P	25.879	20.405	25.009	15.906	293.4
4	1'32.505	25.879	20.729	25.129	20.768	291.8		Run #	5	Front Tyre Slick-Medium		Rear Tyre Slick-Soft			
5	1'32.203	25.752	20.778	24.897	20.776	291.8				3 Laps at start		New Tyre			
6	1'32.274	25.694	20.717	25.000	20.863	291.8		22	1'44.635	*	34.678	21.554	27.091	21.312*	273.4
7	1'37.850	P	30.359*	22.205	26.902	18.384	287.2	23	1'33.126	*	25.969	20.885	25.396*	20.876	296.7
Run #	2	Front Tyre Slick-Medium		Rear Tyre Slick-Soft				24	1'34.439	*	25.854	20.605	26.608*	21.372	295.8
		7 Laps at start		New Tyre				25	1'31.513	25.765	20.404	24.859	20.485	295.0	
8	1'42.740	34.096	21.823	25.653	21.168	291.8									
9	1'32.953	26.196	20.790	25.142	20.825	292.6									

Fastest Lap: Francesco BAGNAIA Ducati Lenovo Team ITA **1'30.286** 25.428 20.082 24.539 20.237

These data/results cannot be reproduced, stored and/or transmitted in whole or in part by any manner of electronic, mechanical, photocopying, recording, broadcasting or otherwise now known or herein after developed without the previous express consent by the copyright owner, except for reproduction in daily press and regular printed publications on sale to the public within 60 days of the event related to those data/results and always provided that copyright symbol appears together as follows below.
© DORNA, 2024

Practice

MotoGP

Lap	Lap Time	T1	T2	T3	T4	Speed	Lap	Lap Time	T1	T2	T3	T4	Speed			
15th	33	Brad BINDER KTM RSA						Run # 4	Front Tyre	Slick-Medium	Rear Tyre	Slick-Soft				
		Red Bull KTM Factory Racing							New Tyre			New Tyre				
		Runs=4 Total laps=22 Full laps=15 Valid laps=8														
Run #	1	Front Tyre	Slick-Medium	Rear Tyre	Slick-Medium		13	1'43.152	34.445	21.482	26.066	21.159	295.8			
		New Tyre														
1	1'57.617	34.394	22.662	26.439	21.516	295.0	14	1'34.169	*	26.073	21.103	25.984*	21.009*	297.5		
2	1'34.083	*	26.629	21.007	25.176	21.271*	297.5	15	1'31.920		25.790	20.407	25.037	20.686	297.5	
3	1'46.641		30.590	21.643	33.547	20.861	291.8	16	1'31.768		<u>25.685</u>	<u>20.327</u>	25.185	20.571	298.3	
4	1'32.044	*	25.916	20.575	24.921*	20.632	297.5	17	1'34.017	P	28.214*	21.708	27.676	16.419	224.0	
5	<u>1'31.648</u>		25.744	20.465	<u>24.872</u>	<u>20.567</u>	297.5	Run # 5	Front Tyre	Slick-Medium	Rear Tyre	Slick-Soft				
6	1'31.965		25.774	20.559	24.895	20.737	<u>298.3</u>		5 Laps at start			New Tyre				
7	1'34.182	*	25.795	<u>20.358</u>	25.368	22.661*	296.7	PIT	34.512	22.136	28.592	17.607	247.7			
8	1'31.781	*	25.767	20.485	24.887	20.642*	295.8	17th	25	Raul FERNANDEZ APRILIA SPA						
9	1'34.598	P	29.848*	21.191	26.783	16.776	291.1			Trackhouse Racing						
										Runs=5 Total laps=25 Full laps=16 Valid laps=11						
Run #	2	Front Tyre	Slick-Medium	Rear Tyre	Slick-Medium		Run #	1	Front Tyre	Slick-Medium	Rear Tyre	Slick-Medium				
		9 Laps at start							New Tyre							
10	1'43.266	34.117	21.539	26.203	21.407	292.6	1	2'36.188	34.103	24.022	26.369	21.931	291.8			
11	1'36.266	29.238	20.893	25.325	20.810	291.8	2	1'34.306	*	26.711	21.303*	25.239	21.053*	290.3		
12	1'32.802	26.006	20.649	25.257	20.890	291.8	3	1'32.862	25.839	21.113	25.105	20.805	291.8			
13	1'32.060	*	25.993	20.522	24.901	20.644*	295.8	4	1'31.942	25.714	20.661	24.854	20.713	292.6		
14	1'37.804	*	25.844	20.473	29.763	21.724*	295.0	5	1'31.952	25.707	20.634	24.833	20.778	291.8		
15	1'34.320	25.971	20.984	25.085	22.280	296.7	6	1'32.283	P	28.095*	21.525	26.181	16.482	282.7		
16	1'32.220	25.930	20.523	25.148	20.619	296.7	Run #	2	Front Tyre	Slick-Medium	Rear Tyre	Slick-Medium				
17	1'31.992	25.759	20.516	24.937	20.780	295.8			6 Laps at start							
18	1'35.073	P	30.319*	20.748	26.110	17.896	288.0	7	1'43.890	34.198	22.301	26.030	21.361	288.7		
Run #	3	Front Tyre	Slick-Medium	Rear Tyre	Slick-Soft		8	1'34.014	26.082	21.485	25.439	21.008	291.1			
		New Tyre						9	1'32.333	25.716	20.699	25.024	20.894	290.3		
19	1'44.810	36.632	21.271	25.955	20.952	293.4	10	1'32.480	*	25.721	20.643	25.306*	20.810	290.3		
20	1'32.100	*	25.766	20.707	25.015	20.612*	295.8	11	1'32.522	25.907	20.675	25.115	20.825	289.5		
21	1'27.679	P	<u>25.728</u>	20.461	25.048	16.442	294.2	12	1'33.051	*	25.821	20.704	25.312*	21.214	291.1	
Run #	4	Front Tyre	Slick-Medium	Rear Tyre	Slick-Soft		13	1'32.814	P	28.058*	21.396	26.442	16.918	282.7		
		3 Laps at start						Run #	3	Front Tyre	Slick-Medium	Rear Tyre	Slick-Soft			
22	1'48.386	*	35.204	22.338*	29.817	21.027*	296.7			13 Laps at start						
16th	88	Miguel OLIVEIRA APRILIA POR						14	1'47.338	*	38.842	21.618	25.869*	21.009	295.0	
		Trackhouse Racing						15	1'32.028	25.869	20.489	24.957	20.713	<u>295.8</u>		
		Runs=5 Total laps=17 Full laps=10 Valid laps=8						16	1'30.851	P	25.767	21.490	26.454	17.140	282.7	
Run #	1	Front Tyre	Slick-Medium	Rear Tyre	Slick-Medium		Run #	4	Front Tyre	Slick-Soft	Rear Tyre	Slick-Soft				
		New Tyre							New Tyre							
1	2'06.438	34.797	22.299	26.646	22.807	292.6	17	1'44.748	*	36.298	21.755	25.425	21.270*	294.2		
2	1'36.946	27.202	21.464	27.030	21.250	293.4	18	1'34.465		26.000	22.111	25.476	20.878	292.6		
3	1'35.939	*	28.418*	21.177	25.439	20.905	295.8	19	1'31.923		<u>25.662</u>	20.499	25.079	20.683	290.3	
4	1'32.368	26.104	20.608	25.043	20.613	<u>298.3</u>	20	1'31.653	P	28.111*	21.128	25.639	16.775	288.7		
5	<u>1'31.668</u>	25.742	20.401	<u>24.964</u>	<u>20.561</u>	296.7	Run #	5	Front Tyre	Slick-Medium	Rear Tyre	Slick-Soft				
6	1'32.058	25.892	20.591	24.973	20.602	296.7			New Tyre							
7	1'32.036	25.797	20.473	24.990	20.776	295.0	21	1'42.148	33.699	21.850	25.562	21.037	291.8			
8	1'32.101	P	28.047*	21.244	26.190	16.620	287.2	22	1'32.033	25.851	20.618	24.873	20.691	295.8		
Run #	2	Front Tyre	Slick-Medium	Rear Tyre	Slick-Soft		23	1'31.782	*	25.695	20.638*	<u>24.807</u>	20.642*	294.2		
		8 Laps at start						24	<u>1'31.720</u>	25.815	<u>20.469</u>	24.874	<u>20.562</u>	293.4		
9	12'11.083	P	34.597	21.796			25	1'44.102	*	30.991*	23.065	26.611	23.435*	286.4		
Run #	3	Front Tyre	Slick-Soft	Rear Tyre	Slick-Medium		18th	10	Luca MARINI HONDA ITA							
		New Tyre							Repsol Honda Team							
10	1'44.445	34.696	22.113	26.218	21.418	293.4			Runs=5 Total laps=26 Full laps=17 Valid laps=14							
11	1'34.070	26.572	20.962	25.536	21.000	295.8	Run #	1	Front Tyre	Slick-Medium	Rear Tyre	Slick-Medium				
12	1'31.386	P	26.028	20.691	26.332	18.335	296.7		New Tyre							
							1	1'56.210	37.340	22.618	27.774	21.769	276.2			

Fastest Lap: Francesco BAGNAIA Ducati Lenovo Team ITA **1'30.286** 25.428 20.082 24.539 20.237

These data/results cannot be reproduced, stored and/or transmitted in whole or in part by any manner of electronic, mechanical, photocopying, recording, broadcasting or otherwise now known or herein after developed without the previous express consent by the copyright owner, except for reproduction in daily press and regular printed publications on sale to the public within 60 days of the event related to those data/results and always provided that copyright symbol appears together as follows below.
© DORNA, 2024

Practice

MotoGP

Lap	Lap Time	T1	T2	T3	T4	Speed
2	1'34.255	26.658	21.046	25.463	21.088	292.6
3	1'33.458	26.255	20.997	25.239	20.967	293.4
4	1'32.671	26.031	20.740	25.118	20.782	292.6
5	1'32.401	25.912	20.637	25.118	20.734	291.8
6	1'32.443	25.944	20.628	25.044	20.827	292.6
7	1'37.125 P	30.840*	22.267	26.523	17.495	287.2
Run #	2	Front Tyre	Slick-Medium	Rear Tyre	Slick-Medium	
		7 Laps at start		7 Laps at start		
8	1'47.508	33.510	21.594	27.034	25.370	291.1
9	1'33.649	26.266	20.830	25.307	21.246	292.6
10	1'35.487 *	26.044	20.776	25.487*	23.180	294.2
11	1'32.510	26.060	20.699	24.944	20.807	292.6
12	1'32.504	26.009	20.699	25.052	20.744	292.6
13	1'37.092 P	31.349*	22.285	26.436	17.022	288.7
Run #	3	Front Tyre	Slick-Soft	Rear Tyre	Slick-Soft	
		New Tyre		New Tyre		
14	1'47.154	35.262	21.650	25.859	24.383	292.6
15	1'34.408	26.557	20.719	25.307	21.825	295.0
16	1'32.401	26.134	20.556	25.042	20.669	295.0
17	1'32.255	25.894	<u>20.478</u>	25.164	20.719	289.5
18	1'33.288 P	28.172*	21.814	26.128	17.174	288.7
Run #	4	Front Tyre	Slick-Medium	Rear Tyre	Slick-Soft	
		New Tyre		New Tyre		
19	1'41.350 *	33.435	21.399	25.466	21.050*	291.8
20	1'32.070	<u>25.855</u>	20.599	24.969	20.647	291.8
21	1'32.099	25.918	20.505	24.943	20.733	295.0
22	1'34.653 P	29.083*	21.611	26.294	17.665	289.5

Run #	5	Front Tyre	Slick-Medium	Rear Tyre	Slick-Soft	
		4 Laps at start		New Tyre		
23	1'43.940	33.915	21.616	27.090	21.319	287.2
24	1'33.234 *	26.013	20.904	25.463*	20.854	294.2
25	1'34.365 *	25.911	20.478	26.690*	21.286	<u>296.7</u>
26	1'31.765	25.931	20.489	<u>24.817</u>	<u>20.528</u>	295.8

Run #	2	Front Tyre	Slick-Medium	Rear Tyre	Slick-Medium	
		7 Laps at start		7 Laps at start		
8	1'41.890	34.131	21.320	25.489	20.950	294.2
9	1'33.052	26.208	20.686	25.327	20.831	294.2
10	1'32.475	<u>25.887</u>	20.633	25.180	20.775	296.7
11	1'32.631	26.102	20.554	25.093	20.882	298.3
12	1'32.556	25.973	20.616	25.026	20.941	299.1
13	1'37.354 P	28.069	22.655	29.039	17.591	222.6

Run #	1	Front Tyre	Slick-Medium	Rear Tyre	Slick-Medium	
		New Tyre		New Tyre		
1	1'47.289	34.108	21.899	25.993	21.366	295.8
2	1'34.448	26.420	20.926	25.422	21.680	296.7
3	1'32.855	26.092	20.762	25.149	20.852	295.0
4	1'32.678	26.046	20.677	25.204	20.751	295.0
5	1'34.838	26.152	22.137	25.602	20.947	293.4
6	1'32.752	25.946	20.748	25.233	20.825	292.6
7	1'33.861 P	28.049	21.966	26.045	17.801	288.7

19th 36 **Joan MIR** HONDA SPA
Repsol Honda Team
Runs=5 Total laps=25 Full laps=16 Valid laps=15

Lap	Lap Time	T1	T2	T3	T4	Speed
Run # 3	Front Tyre	Slick-Soft	Rear Tyre	Slick-Soft		
		New Tyre		New Tyre		
14	1'42.087 *	34.261	21.292	25.722*	20.812	297.5
15	1'32.710	26.009	20.578	25.368	20.755	295.0
16	1'32.444	25.902	20.386	25.407	20.749	295.0
17	1'32.471 P	27.479	21.290	25.787	17.915	293.4
Run #	4	Front Tyre	Slick-Medium	Rear Tyre	Slick-Soft	
		New Tyre		New Tyre		
18	1'45.258	37.698	21.021	25.389	21.150	298.3
19	1'32.045	26.048	20.422	24.907	20.668	300.0
20	1'32.155	25.912	<u>20.372</u>	25.095	20.776	296.7
21	1'30.777 P	27.789*	20.909	25.700	16.379	295.8
Run #	5	Front Tyre	Slick-Medium	Rear Tyre	Slick-Soft	
		4 Laps at start		New Tyre		
22	1'42.064	33.818	20.991	25.434	21.821	299.1
23	1'32.688 *	26.024	20.727	25.132*	20.805	299.1
24	1'31.924	25.987	20.447	<u>24.851</u>	<u>20.639</u>	<u>300.8</u>
25	2'02.006	46.613	23.766	28.072	23.555	285.7

20th 37 **Augusto FERNANDEZ** KTM SPA
Red Bull GASGAS Tech3
Runs=4 Total laps=20 Full laps=14 Valid laps=12

Run #	1	Front Tyre	Slick-Medium	Rear Tyre	Slick-Soft	
		New Tyre		New Tyre		
1	1'58.753	35.117	22.491	26.517	21.423	291.1
2	1'34.098	26.390	20.949	25.469	21.290	<u>297.5</u>
3	1'33.404	26.281	20.780	25.479	20.864	294.2
4	1'32.703	26.002	20.594	25.432	20.675	294.2
5	1'32.254	25.832	20.439	25.332	20.651	291.1
6	1'32.195	25.813	20.485	25.365	<u>20.532</u>	294.2
7	1'32.304	<u>25.791</u>	20.457	25.372	20.684	292.6
8	1'34.232 P	29.829*	21.659	26.198	16.546	284.9
Run #	2	Front Tyre	Slick-Medium	Rear Tyre	Slick-Soft	
		8 Laps at start		8 Laps at start		
9	1'42.895	33.817	22.047	25.806	21.225	292.6
10	1'33.650	26.404	20.846	25.525	20.875	293.4
11	1'32.484	25.974	20.566	<u>25.250</u>	20.694	295.0
12	1'32.283	25.952	20.500	25.276	20.555	295.8
13	1'37.412	28.378	22.297	25.851	20.886	288.7
14	1'32.882 *	25.950	20.602	25.548*	20.782	293.4
15	1'34.689 P	25.912	20.622	29.292*	18.863	288.7

Run #	3	Front Tyre	Slick-Medium	Rear Tyre	Slick-Soft	
		New Tyre		New Tyre		
16	9'23.251 P	44.694	23.839	26.110	7'48.608	292.6

Run #	4	Front Tyre	Slick-Soft	Rear Tyre	Slick-Soft	
		New Tyre		New Tyre		
17	1'41.649	33.565	21.255	25.893	20.936	291.8
18	1'36.606	25.916	21.728	28.075	20.887	281.9
19	1'32.100	25.841	20.396	25.325	20.538	293.4
20	1'33.794 *	25.774*	<u>20.338</u>	26.239	21.443	284.2

Fastest Lap: Francesco BAGNAIA Ducati Lenovo Team ITA **1'30.286** 25.428 20.082 24.539 20.237

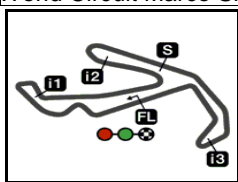
These data/results cannot be reproduced, stored and/or transmitted in whole or in part by any manner of electronic, mechanical, photocopying, recording, broadcasting or otherwise now known or herein after developed without the previous express consent by the copyright owner, except for reproduction in daily press and regular printed publications on sale to the public within 60 days of the event related to those data/results and always provided that copyright symbol appears together as follows below.
© DORNA, 2024



Lap	Lap Time	T1	T2	T3	T4	Speed	Lap	Lap Time	T1	T2	T3	T4	Speed
21st	30	Takaaki NAKAGAMI		HONDA		JPN							
		IDEMITSU Honda LCR											
		Runs=5		Total laps=24		Full laps=15		Valid laps=10					
Run #	1	Front Tyre	Slick-Medium	Rear Tyre	Slick-Soft								
		New Tyre		New Tyre									
1	1'57.658	35.382	23.327	26.757	21.867	288.7							
2	1'34.299	26.998	21.074	25.289	20.938	295.8							
3	1'33.170	*	26.292	20.683	25.324*	20.871	293.4						
4	1'32.210		25.887	20.549	25.116	20.658	293.4						
5	1'35.720	P	30.263	21.398	27.629	16.430	236.3						
Run #	2	Front Tyre	Slick-Medium	Rear Tyre	Slick-Soft								
		5 Laps at start		5 Laps at start									
6	1'45.544	*	34.802	22.584	26.394	21.764*	289.5						
7	1'34.810		26.897	21.258	25.521	21.134	291.8						
8	1'34.052		26.746	21.022	25.346	20.938	291.8						
9	1'37.261		25.900	20.590	29.473	21.298	275.5						
10	1'40.141	*	28.624*	24.640	25.739	21.138	293.4						
11	1'33.132	P	26.322	20.769	26.248	19.793	295.0						
Run #	3	Front Tyre	Slick-Medium	Rear Tyre	Slick-Soft								
		11 Laps at start		11 Laps at start									
12	1'43.680		33.652	22.360	26.116	21.552	288.0						
13	1'33.097		26.222	20.695	25.258	20.922	289.5						
14	1'32.846	*	25.817	20.612	25.433*	20.984	291.1						
15	1'33.437	*	25.969	20.755	25.742*	20.971	290.3						
16	1'35.353	P	25.939	21.305	30.175	17.934	235.8						
Run #	4	Front Tyre	Slick-Soft	Rear Tyre	Slick-Soft								
		New Tyre		New Tyre									
17	1'43.959		34.038	22.005	26.564	21.352	288.0						
18	1'33.125		26.221	20.707	25.319	20.878	291.8						
19	1'37.934		25.962	22.234	28.716	21.022	281.2						
20	1'32.314	P	28.602*	21.184	26.040	16.488	288.7						
Run #	5	Front Tyre	Slick-Soft	Rear Tyre	Slick-Soft								
		4 Laps at start		New Tyre									
21	1'43.005	*	33.427	21.301	26.207*	22.070	292.6						
22	1'32.726		26.025	20.715	25.253	20.733	291.1						
23	1'32.278		25.853	20.588	25.111	20.726	291.8						
24	1'44.147	*	27.864*	23.853	28.101	24.329	257.7						

Fastest Lap: Francesco BAGNAIA Ducati Lenovo Team ITA **1'30.286** 25.428 20.082 24.539 20.237

These data/results cannot be reproduced, stored and/or transmitted in whole or in part by any manner of electronic, mechanical, photocopying, recording, broadcasting or otherwise now known or herein after developed without the previous express consent by the copyright owner, except for reproduction in daily press and regular printed publications on sale to the public within 60 days of the event related to those data/results and always provided that copyright symbol appears together as follows below.
© DORNA, 2024



4226 m.

GRAN PREMIO PRAMAC DELL'EMILIA-ROMAGNA

Practice

Best Partial Times

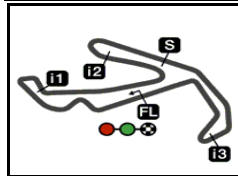
MotoGP™

IT Ideal Lap Time, sum of the best partial times*BT* Best Lap Time

<i>T1</i>		<i>T2</i>		<i>T3</i>		<i>T4</i>				<i>IT</i>	<i>BT</i>	
<i>Pos</i>	<i>Rider</i>	<i>Time</i>	<i>Rider</i>	<i>Time</i>	<i>Rider</i>	<i>Time</i>	<i>Rider</i>	<i>Time</i>	<i>Pos</i>	<i>Rider</i>	<i>IT</i>	<i>BT</i>
1E.	BASTIANINI	25.369	F.BAGNAIA	20.082	M.VIÑALES	24.483	F.BAGNAIA	20.237	1	F.BAGNAIA	1'30.281	1'30.286 (1)
2F.	BAGNAIA	25.423	J.MARTIN	20.101	M.BEZZECCHI	24.487	J.MARTIN	20.252	2	J.MARTIN	1'30.309	1'30.484 (2)
3F.	QUARTARARO	25.423	J.MILLER	20.102	J.MARTIN	24.500	M.MARQUEZ	20.295	3	E.BASTIANINI	1'30.508	1'30.607 (4)
4M.	VIÑALES	25.439	E.BASTIANINI	20.141	E.BASTIANINI	24.527	F.MORBIDELLI	20.380	4	M.MARQUEZ	1'30.577	1'30.585 (3)
5J.	MARTIN	25.456	F.MORBIDELLI	20.154	M.MARQUEZ	24.538	P.ACOSTA	20.399	5	M.BEZZECCHI	1'30.750	1'30.964 (7)
6A.	ESPARGARO	25.491	P.ACOSTA	20.209	F.BAGNAIA	24.539	J.MILLER	20.434	6	P.ACOSTA	1'30.789	1'30.991 (9)
7F.	DI GIANNANTO	25.500	M.MARQUEZ	20.209	A.ESPARGARO	24.638	E.BASTIANINI	20.471	7	F.MORBIDELLI	1'30.808	1'30.932 (6)
8M.	BEZZECCHI	25.500	M.BEZZECCHI	20.270	F.QUARTARARO	24.642	M.VIÑALES	20.475	8	M.VIÑALES	1'30.815	1'30.990 (8)
9P.	ACOSTA	25.506	F.QUARTARARO	20.299	P.ACOSTA	24.675	A.MARQUEZ	20.485	9	F.QUARTARAR	1'30.864	1'30.886 (5)
10J.	ZARCO	25.516	J.ZARCO	20.308	J.ZARCO	24.681	M.BEZZECCHI	20.493	10	J.ZARCO	1'31.063	1'31.250 (12)
11M.	MARQUEZ	25.535	M.OLIVEIRA	20.327	F.MORBIDELLI	24.731	F.QUARTARARO	20.500	11	A.ESPARGAR	1'31.116	1'31.167 (10)
12F.	MORBIDELLI	25.543	A.FERNANDEZ	20.338	F.DI GIANNANTO	24.792	L.MARINI	20.528	12	J.MILLER	1'31.190	1'31.217 (11)
13R.	FERNANDEZ	25.662	A.ESPARGARO	20.352	A.MARQUEZ	24.792	A.FERNANDEZ	20.532	13	F.DI GIANNAN	1'31.341	1'31.393 (13)
14M.	OLIVEIRA	25.685	B.BINDER	20.358	R.FERNANDEZ	24.807	J.ZARCO	20.558	14	A.MARQUEZ	1'31.413	1'31.513 (14)
15J.	MILLER	25.689	J.MIR	20.372	L.MARINI	24.817	M.OLIVEIRA	20.561	15	R.FERNANDEZ	1'31.500	1'31.720 (17)
16B.	BINDER	25.728	A.MARQUEZ	20.404	J.MIR	24.851	R.FERNANDEZ	20.562	16	B.BINDER	1'31.525	1'31.648 (15)
17A.	MARQUEZ	25.732	M.VIÑALES	20.418	B.BINDER	24.872	F.DI GIANNANTO	20.566	17	M.OLIVEIRA	1'31.537	1'31.668 (16)
18A.	FERNANDEZ	25.791	R.FERNANDEZ	20.469	M.OLIVEIRA	24.964	B.BINDER	20.567	18	L.MARINI	1'31.678	1'31.765 (18)
19T.	NAKAGAMI	25.817	L.MARINI	20.478	J.MILLER	24.965	A.ESPARGARO	20.635	19	J.MIR	1'31.749	1'31.924 (19)
20L.	MARINI	25.855	F.DI GIANNANTO	20.483	T.NAKAGAMI	25.111	J.MIR	20.639	20	A.FERNANDEZ	1'31.911	1'32.100 (20)
21J.	MIR	25.887	T.NAKAGAMI	20.549	A.FERNANDEZ	25.250	T.NAKAGAMI	20.658	21	T.NAKAGAMI	1'32.135	1'32.210 (21)

These data/results cannot be reproduced, stored and/or transmitted in whole or in part by any manner of electronic, mechanical, photocopying, recording, broadcasting or otherwise now known or herein after developed without the previous express consent by the copyright owner, except for reproduction in daily press and regular printed publications on sale to the public within 60 days of the event related to those data/results and always provided that copyright symbol appears together as follows below.

© DORNA, 2024



4226 m.

GRAN PREMIO PRAMAC DELL'EMILIA-ROMAGNA

Practice

Fastest Laps Sequence

<i>Practice Time</i>	 <i>Rider</i>	<i>Nation</i>	<i>Motorcycle</i>	<i>Time</i>	<i>Km/h</i>	<i>Rider's Lap</i>
3'19.834	5 Johann ZARCO	FRA	HONDA	1'34.144	161.5	2
3'29.776	21 Franco MORBIDELLI	ITA	DUCATI	1'34.014	161.8	2
4'52.945	5 Johann ZARCO	FRA	HONDA	1'33.111	163.3	3
4'53.934	12 Maverick VIÑALES	SPA	APRILIA	1'32.484	164.4	3
5'13.288	31 Pedro ACOSTA	SPA	KTM	1'32.007	165.3	3
5'31.004	89 Jorge MARTIN	SPA	DUCATI	1'31.846	165.6	3
6'44.638	31 Pedro ACOSTA	SPA	KTM	1'31.350	166.5	4
7'02.329	89 Jorge MARTIN	SPA	DUCATI	1'31.325	166.5	4
8'39.710	1 Francesco BAGNAIA	ITA	DUCATI	1'31.129	166.9	5
11'38.427	89 Jorge MARTIN	SPA	DUCATI	1'30.994	167.1	7
11'42.167	1 Francesco BAGNAIA	ITA	DUCATI	1'30.924	167.3	7
26'07.179	89 Jorge MARTIN	SPA	DUCATI	1'30.844	167.4	12
46'35.627	89 Jorge MARTIN	SPA	DUCATI	1'30.531	168.0	19
51'15.345	1 Francesco BAGNAIA	ITA	DUCATI	1'30.286	168.5	18

These data/results cannot be reproduced, stored and/or transmitted in whole or in part by any manner of electronic, mechanical, photocopying, recording, broadcasting or otherwise now known or herein after developed without the previous express consent by the copyright owner, except for reproduction in daily press and regular printed publications on sale to the public within 60 days of the event related to those data/results and always provided that copyright symbol appears together as follows below.

© DORNA, 2024