


4226 m.

GRAN PREMIO PRAMAC DELL'EMILIA-ROMAGNA

Race

Classification after 20 laps = 84.52 km

29

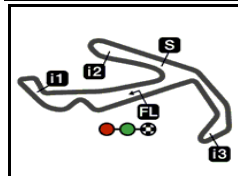
Pos		Rider	Nation	Team	Motorcycle	Total Time	Km/h	Gap
1	25	80 David ALONSO	COL	CFMOTO Gaviota Aspar Team	CFMOTO	33'53.212	149.6	
2	20	36 Angel PIQUERAS	SPA	Leopard Racing	HONDA	33'53.387	149.6	0.175
3	16	95 Collin VEIJER	NED	Liqui Moly Husqvarna Intact GP	HUSQVARNA	33'53.579	149.6	0.367
4	13	96 Daniel HOLGADO	SPA	Red Bull GASGAS Tech3	GASGAS	33'53.507	149.6	0.295
5	11	48 Ivan ORTOLA	SPA	MT Helmets - MSI	KTM	33'56.175	149.4	2.963
6	10	58 Luca LUNETTA	ITA	SIC58 Squadra Corse	HONDA	33'57.762	149.3	4.550
7	9	66 Joel KELSO	AUS	BOE Motorsports	KTM	33'57.934	149.3	4.722
8	8	31 Adrian FERNANDEZ	SPA	Leopard Racing	HONDA	33'58.786	149.2	5.574
9	7	18 Matteo BERTELLE	ITA	Kopron Rivacold Snipers Team	HONDA	33'59.180	149.2	5.968
10	6	99 Jose Antonio RUEDA	SPA	Red Bull KTM Ajo	KTM	33'59.224	149.2	6.012
11	5	24 Tatsuki SUZUKI	JPN	Liqui Moly Husqvarna Intact GP	HUSQVARNA	33'59.255	149.2	6.043
12	4	7 Filippo FARIOLI	ITA	SIC58 Squadra Corse	HONDA	34'02.470	148.9	9.258
13	3	72 Taiyo FURUSATO	JPN	Honda Team Asia	HONDA	34'04.766	148.8	11.554
14	2	82 Stefano NEPA	ITA	LEVELUP - MTA	KTM	34'06.210	148.7	12.998
15	1	6 Ryusei YAMANAKA	JPN	MT Helmets - MSI	KTM	34'08.691	148.5	15.479
16		10 Nicola CARRARO	ITA	LEVELUP - MTA	KTM	34'10.487	148.3	17.275
17		22 David ALMANSA	SPA	Kopron Rivacold Snipers Team	HONDA	34'12.179	148.2	18.967
18		19 Scott OGDEN	GBR	FleetSafe Honda - MLav Racing	HONDA	34'12.508	148.2	19.296
19		85 Xabi ZURUTUZA	SPA	Red Bull KTM Ajo	KTM	34'24.008	147.4	30.796
20		78 Joel ESTEBAN	SPA	CFMOTO Gaviota Aspar Team	CFMOTO	34'24.023	147.4	30.811
21		12 Jacob ROULSTONE	AUS	Red Bull GASGAS Tech3	GASGAS	34'24.425	147.3	31.213
22		55 Noah DETTWILER	SWI	CIP Green Power	KTM	34'27.934	147.3	34.722
23		54 Riccardo ROSSI	ITA	CIP Green Power	KTM	34'52.073	145.4	58.861
Not classified								
		64 David MUÑOZ	SPA	BOE Motorsports	KTM	15'58.557	142.8	11 laps
		5 Tatchakorn BUASRI	THA	Honda Team Asia	HONDA	4'18.713	117.6	18 laps
Not started								
		21 Vicente PEREZ	SPA	FleetSafe Honda - MLav Racing	HONDA			

The results are provisional until the end of the limit for protest and appeals.

Time limit for protest expires 60' after publication of the results - Time:

These data/results cannot be reproduced, stored and/or transmitted in whole or in part by any manner of electronic, mechanical, photocopying, recording, broadcasting or otherwise now known or herein after developed without the previous express consent by the copyright owner, except for reproduction in daily press and regular printed publications on sale to the public within 60 days of the event related to those data/results and always provided that copyright symbol appears together as follows below.

© DORNA, 2024



4226 m.

GRAN PREMIO PRAMAC DELL'EMILIA-ROMAGNA

Race

Classification after 20 laps = 84.52 km

29

Pos	Rider	Nation	Team	Motorcycle	Total Time	Km/h	Gap
-----	-------	--------	------	------------	------------	------	-----

Race condition: Dry

Air: 19°

Humidity: 73%

Ground: 20°

Pole Position:

Fastest Lap (New record):

Best Race Lap:

All-Time Lap Record:

	Taiyo FURUSATO	1'40.394	151.5 Km/h
Lap 13	Collin VEIJER	1'40.629	151.1 Km/h
2024	Angel PIQUERAS	1'40.856	150.8 Km/h
2024	David ALONSO	1'40.184	151.8 Km/h

9:45'07

9:53'46 Vicente PEREZ

10:00'04

10:02'46

10:03'10 David MUÑOZ

10:03'30 David MUÑOZ

10:04'02 Tatchakorn BUASRI

10:04'26 Tatchakorn BUASRI

10:04'54 David MUÑOZ

10:05'17 Riccardo ROSSI

10:05'22 Riccardo ROSSI

10:05'56 -

10:07'58 David MUÑOZ

10:08'44 Tatchakorn BUASRI

10:09'21 Noah DETTWILER10:13'25 Taiyo FURUSATO10:14'40 Stefano NEPA10:20'08 Nicola CARRARO

10:20'30 David MUÑOZ

10:23'15 Jose Antonio RUEDA10:23'46 Matteo BERTELLE10:24'07 Joel ESTEBAN10:26'46 David ALONSO10:27'09 Tatsuki SUZUKI10:27'35 Riccardo ROSSI10:28'43 Taiyo FURUSATO10:29'32 Taiyo FURUSATO10:30'39 Joel ESTEBAN10:31'27 Joel ESTEBAN10:35'33 Jacob ROULSTONE10:35'43 Noah DETTWILER10:37'22 Daniel HOLGADO10:38'12 Noah DETTWILER

SIGHTING LAP START

will not start

WARM UP LAP START

RACE START

crashed out - Rider OK

re-joined race

crashed out - Rider OK

re-joined race

double long lap penalty

crashed out - Rider OK

re-joined race

No jump startsdouble long lap penalty - COMPLETED

entered pits and retired

track limits warningtrack limits warningtrack limits warningtrack limits warning

crashed out - Rider OK

track limits warningtrack limits warningtrack limits warningtrack limits warningtrack limits warningtrack limits warninglong lap penalty due to exceeding track limitlong lap penalty - COMPLETEDlong lap penalty due to exceeding track limitlong lap penalty - COMPLETEDtrack limits warninglong lap penalty due to exceeding track limit1 position penalty due to exceeding track limit on the last lap3 seconds penalty - failed to comply with long lap penalty

The results are provisional until the end of the limit for protest and appeals.

Time limit for protest expires 60' after publication of the results - Time:

These data/results cannot be reproduced, stored and/or transmitted in whole or in part by any manner of electronic, mechanical, photocopying, recording, broadcasting or otherwise now known or herein after developed without the previous express consent by the copyright owner, except for reproduction in daily press and regular printed publications on sale to the public within 60 days of the event related to those data/results and always provided that copyright symbol appears together as follows below.

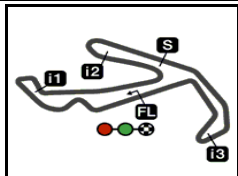
© DORNA, 2024

Official MotoGP Timing by TISSOT

www.motogp.com

Misano Adriatico, Sunday, September 22, 2024 Page 2 of 2





4226 m.

GRAN PREMIO PRAMAC DELL'EMILIA-ROMAGNA

Moto3™

World Championship Classification

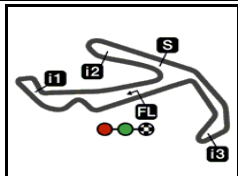
30

Rider		Points	Leader	Previous	QAT	POR	AME	SPA	FRA	CAT	ITA	NED	GER	GBR	AUT	ARA	RSM	EMI	INA	JPN	AUS	THA	MAL	VAL
1 ALONSO David	COL	271			25	13	25	5	25	25	25	11	25	20	25	13	9	25						
2 HOLGADO Daniel	SPA	189	82	82	20	25	20	9	20	10	2	5	9	13	16	7	20	13						
3 VEIJER Collin	NED	189	82	0	11	10	-	25	16	13	20	20	0	16	11	20	11	16						
4 ORTOLA Ivan	SPA	184	87	5	7	16	-	16	11	20	10	25	16	25	7	4	16	11						
5 PIQUERAS Angel	SPA	118	153	66	4	-	16	6	6	4	5	8	11	-	13	-	25	20						
6 MUÑOZ David	SPA	117	154	1	0	7	11	20	-	11	11	16	8	4	20	9	-	-						
7 RUEDA Jose Antonio	SPA	105	166	12	-	20	-	-	8	16	1	13	-	7	9	25	-	6						
8 KELSO Joel	AUS	102	169	3	8	11	9	11	3	-	4	4	5	9	8	11	10	9						
9 FERNANDEZ Adrian	SPA	101	170	1	-	6	5	10	10	6	8	9	13	8	10	5	3	8						
10 YAMANAKA Ryusei	JPN	86	185	15	-	-	13	13	9	5	16	6	10	10	3	0	0	1						
11 FURUSATO Taiyo	JPN	81	190	5	16	0	-	0	2	-	13	3	20	-	1	10	13	3						
12 LUNETTA Luca	ITA	67	204	14	1	0	0	0	5	9	9	10	-	-	0	16	7	10						
13 SUZUKI Tatsuki	JPN	63	208	4	9	4	10	0	7	1	-	-	7	6	4	2	8	5						
14 NEPA Stefano	ITA	58	213	5	10	9	0	7	0	3	-	7	4	11	-	3	2	2						
15 ROULSTONE Jacob	AUS	50	221	8	6	5	8	4	4	8	7	2	-	0	2	0	4	0						
16 ESTEBAN Joel	SPA	42	229	8	5	8	7	-	13	2	0	1	2	3	0	1	0	0						
17 BERTELLE Matteo	ITA	38	233	4	-	-	6	2	-	0	6	0	1	5	5	6	-	7						
18 ROSSI Riccardo	ITA	24	247	14	13	-	0	0	-	-	3	0	0	2	6	0	-	0						
19 FARIOLI Filippo	ITA	24	247	0	-	0	1	3	-	7	0	0	3	0	0	-	6	4						
20 CARRARO Nicola	ITA	16	255	8	2	1	4	8	0	0	0	0	0	1	0	-	0	0						
21 OGDEN Scott	GBR	12	259	4	3	2	-	0	-	0	0	0	6	-	0	0	1	0						
22 ZURUTUZA Xabi	SPA	11	260	1	-	-	3	0	0	0	-	0	0	-	0	8	0	0						

These data/results cannot be reproduced, stored and/or transmitted in whole or in part by any manner of electronic, mechanical, photocopying, recording, broadcasting or otherwise now known or herein after developed without the previous express consent by the copyright owner, except for reproduction in daily press and regular printed publications on sale to the public within 60 days of the event related to those data/results and always provided that copyright symbol appears together as follows below.
© DORNA, 2024

Official MotoGP Timing by TISSOT
www.motogp.com





4226 m.

GRAN PREMIO PRAMAC DELL'EMILIA-ROMAGNA

Moto3™

World Championship Classification

30

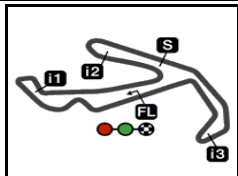
Rider		Points	Leader	Previous	QAT	POR	AME	SPA	FRA	CAT	ITA	NED	GER	GBR	AUT	ARA	RSM	EMI	INA	JPN	AUS	THA	MAL	VAL
23	ALMANSA David	SPA	7	264	4	-	-	-	1	1	-	0	-	0	0	0	0	5	0					
24	PEREZ Vicente	SPA	3	268	4	-	3	-	0	-	-	-	-	-	0	-	-	-						
25	DETTWILER Noah	SWI	2	269	1	0	0	2	0	0	0	0	0	0	0	0	0	0						
26	WHATLEY Joshua	GBR	0	271	2	0	0	0	0	0	0	0	0	-	-	-	-	-						
27	BUASRI Tatchakorn	THA	0	271	0	0	0	-	0	0	0	0	0	0	0	-	0	-						
28	ROSENTHALER Jakob	AUT	0	271	0	-	-	-	-	-	-	-	-	-	0	-	0	-						
29	SHAHRIL Danial	MAL	0	271	0	-	-	-	-	-	-	-	-	0	-	-	-	-						
30	AL SAHOUTI Hamad	QAT	0	271	0	-	0	-	-	-	-	-	-	-	-	-	-	-						
31	ADITAMA Arbi	INA	0	271	0	-	-	-	-	-	0	-	-	-	-	0	-	-						

These data/results cannot be reproduced, stored and/or transmitted in whole or in part by any manner of electronic, mechanical, photocopying, recording, broadcasting or otherwise now known or herein after developed without the previous express consent by the copyright owner, except for reproduction in daily press and regular printed publications on sale to the public within 60 days of the event related to those data/results and always provided that copyright symbol appears together as follows below.

© DORNA, 2024

Official MotoGP Timing by TISSOT
www.motogp.com





4226 m.

GRAN PREMIO PRAMAC DELL'EMILIA-ROMAGNA

Moto3™

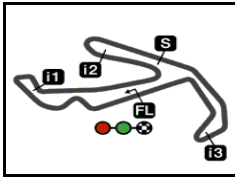
World Championship Classification

30

Constructor		Points	Leader	Previous	QAT	POR	AME	SPA	FRA	CAT	ITA	NED	GER	GBR	AUT	ARA	RSM	EMI	INA	JPN	AUS	THA	MAL	VAL	
1	CFMOTO	271			25	13	25	5	25	25	25	11	25	20	25	13	9	25							
2	KTM	251	20	20	13	20	13	20	11	20	16	25	16	25	20	25	16	11							
3	HUSQVARNA	206	65	45	11	10	10	25	16	13	20	20	7	16	11	20	11	16							
4	GASGAS	194	77	12	20	25	20	9	20	10	7	5	9	13	16	7	20	13							
5	HONDA	192	79	2	16	6	16	10	10	9	13	10	20	8	13	16	25	20							

Team		Points	Leader	Previous	QAT	POR	AME	SPA	FRA	CAT	ITA	NED	GER	GBR	AUT	ARA	RSM	EMI	INA	JPN	AUS	THA	MAL	VAL	
1	CFMOTO GAVIOTA ASPAR TEAM	313			30	21	32	5	38	27	25	12	27	23	25	14	9	25							
2	MT HELMETS - MSI	270	43	43	7	16	13	29	20	25	26	31	26	35	10	4	16	12							
3	LIQUI MOLY HUSQVARNA INTACT GP	252	61	18	20	14	10	25	23	14	20	20	7	22	15	22	19	21							
4	RED BULL GASGAS TECH3	239	74	13	26	30	28	13	24	18	9	7	9	13	18	7	24	13							
5	LEOPARD RACING	219	94	20	4	6	21	16	16	10	13	17	24	8	23	5	28	28							
6	BOE MOTORSPORTS	219	94	0	8	18	20	31	3	11	15	20	13	13	28	20	10	9							
7	RED BULL KTM AJO	119	194	100	-	23	3	-	8	16	1	13	-	7	9	33	-	6							
8	SIC58 SQUADRA CORSE	91	222	28	1	-	1	3	5	16	9	10	3	-	-	16	13	14							
9	HONDA TEAM ASIA	81	232	10	16	-	-	-	2	-	13	3	20	-	1	10	13	3							
10	LEVELUP - MTA	74	239	7	12	10	4	15	-	3	-	7	4	12	-	3	2	2							
11	KOPRON RIVACOLD SNIPERS TEAM	45	268	29	-	-	6	3	1	-	6	-	1	5	5	6	5	7							
12	CIP GREEN POWER	26	287	19	13	-	2	-	-	-	3	-	-	2	6	-	-	-							
13	FLEETSAFE HONDA - MLAV RACING	12	301	14	3	2	-	-	-	-	-	-	6	-	-	-	1	-							

These data/results cannot be reproduced, stored and/or transmitted in whole or in part by any manner of electronic, mechanical, photocopying, recording, broadcasting or otherwise now known or herein after developed without the previous express consent by the copyright owner, except for reproduction in daily press and regular printed publications on sale to the public within 60 days of the event related to those data/results and always provided that copyright symbol appears together as follows below.
© DORNA, 2024



4226 m.

GRAN PREMIO PRAMAC DELL'EMILIA-ROMAGNA

Race

Lap Chart

31

Pos	1	2	3	4	5	6	7	8	9	10	11	12	13	14	15	16	17	18	19	20	21	22	23	24	25	26
Grid	72	80	36	48	82	95	31	64	99	66	96	58	7	18	6	19	24	22	12	54	10	78	85	21	55	5

	1	80	72	95	36	96	31	48	82	99	66	18	24	7	58	10	22	6	19	54	12	78	85	55	64	5
	2	80	72	36	96	31	95	82	48	99	66	24	18	7	58	10	22	19	12	78	6	85	55	54	64	5
	3	80	96	36	31	72	95	48	99	82	66	24	18	58	7	10	22	19	12	78	85	6	55	54	64	
	4	96	80	31	36	72	95	48	99	66	24	82	58	7	18	10	22	19	12	6	78	85	55	54	64	
	5	96	31	72	36	80	95	99	66	48	24	58	82	7	18	10	22	19	12	6	85	78	55	54	64	
	6	96	36	31	80	72	95	66	99	48	24	58	7	18	82	22	10	19	6	12	85	78	55	54	64	
	7	36	96	80	95	31	72	66	99	48	58	7	24	82	18	22	10	19	6	12	85	78	55	64	54	
	8	96	80	36	31	72	95	66	99	58	48	24	18	7	82	22	19	10	6	12	78	85	55	64	54	
	9	96	80	36	95	66	58	48	31	99	24	18	72	82	7	22	19	10	6	12	78	85	55	64	54	
	10	80	96	36	66	95	58	31	48	99	24	72	18	7	82	22	19	10	6	78	12	85	55	54		
L	11	80	96	36	66	95	58	48	31	99	72	18	24	7	82	22	19	10	6	78	12	85	55	54		
a	12	80	96	36	95	66	58	48	31	99	72	18	24	7	82	22	19	10	6	78	12	85	55	54		
P	13	80	96	36	95	58	48	66	31	99	72	24	18	7	82	22	10	19	6	12	85	78	55	54		
S	14	80	96	36	95	48	58	66	31	99	72	24	18	7	82	22	10	19	6	78	85	12	55	54		
	15	80	96	36	95	48	58	66	99	31	72	24	18	7	82	22	10	19	6	78	85	12	55	54		
	16	80	96	36	95	48	58	66	99	31	18	24	7	72	82	22	6	10	19	78	12	85	55	54		
	17	80	96	36	95	48	58	66	99	31	18	24	7	72	82	6	22	10	19	12	85	78	55	54		
	18	80	96	36	95	48	58	66	99	31	18	24	7	72	82	6	10	22	19	12	85	78	55	54		
	19	96	36	80	95	48	58	66	31	18	99	24	7	72	82	6	10	22	19	85	78	12	55	54		
	20	80	36	96	95	48	58	66	31	18	99	24	7	72	82	6	10	22	19	85	78	12	55	54		

○ Winner

□ Lapped rider

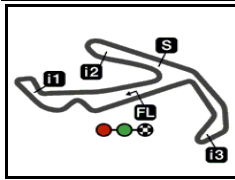
These data/results cannot be reproduced, stored and/or transmitted in whole or in part by any manner of electronic, mechanical, photocopying, recording, broadcasting or otherwise now known or herein after developed without the previous express consent by the copyright owner, except for reproduction in daily press and regular printed publications on sale to the public within 60 days of the event related to those data/results and always provided that copyright symbol appears together as follows below.

© DORNA, 2024

Official MotoGP Timing by TISSOT
www.motogp.com



Misano Adriatico, Sunday, September 22, 2024




4226 m.

GRAN PREMIO PRAMAC DELL'EMILIA-ROMAGNA

Race

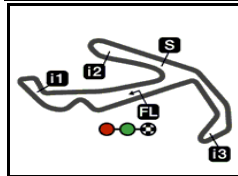
Fastest Lap of Each Rider

32

	Rider	Nation	Team	Motorcycle	Time	Lap Total	Gap
1	95 Collin VEIJER	NED	Liqui Moly Husqvarna Intact GP	HUSQVARNA	1'40.629	13 20	
2	36 Angel PIQUERAS	SPA	Leopard Racing	HONDA	1'40.641	12 20	0.012 0.012
3	48 Ivan ORTOLA	SPA	MT Helmets - MSI	KTM	1'40.646	12 20	0.017 0.005
4	96 Daniel HOLGADO	SPA	Red Bull GASGAS Tech3	GASGAS	1'40.659	12 20	0.030 0.013
5	80 David ALONSO	COL	CFMOTO Gaviota Aspar Team	CFMOTO	1'40.710	12 20	0.081 0.051
6	58 Luca LUNETTA	ITA	SIC58 Squadra Corse	HONDA	1'40.817	11 20	0.188 0.107
7	24 Tatsuki SUZUKI	JPN	Liqui Moly Husqvarna Intact GP	HUSQVARNA	1'40.885	13 20	0.256 0.068
8	66 Joel KELSO	AUS	BOE Motorsports	KTM	1'40.891	11 20	0.262 0.006
9	72 Taiyo FURUSATO	JPN	Honda Team Asia	HONDA	1'41.038	13 20	0.409 0.147
10	99 Jose Antonio RUEDA	SPA	Red Bull KTM Ajo	KTM	1'41.048	13 20	0.419 0.010
11	7 Filippo FARIOLI	ITA	SIC58 Squadra Corse	HONDA	1'41.092	13 20	0.463 0.044
12	31 Adrian FERNANDEZ	SPA	Leopard Racing	HONDA	1'41.157	8 20	0.528 0.065
13	18 Matteo BERTELLE	ITA	Kopron Rivacold Snipers Team	HONDA	1'41.166	11 20	0.537 0.009
14	6 Ryusei YAMANAKA	JPN	MT Helmets - MSI	KTM	1'41.190	15 20	0.561 0.024
15	82 Stefano NEPA	ITA	LEVELUP - MTA	KTM	1'41.345	12 20	0.716 0.155
16	22 David ALMANSA	SPA	Kopron Rivacold Snipers Team	HONDA	1'41.545	5 20	0.916 0.200
17	19 Scott OGDEN	GBR	FleetSafe Honda - MLav Racing	HONDA	1'41.590	4 20	0.961 0.045
18	64 David MUÑOZ	SPA	BOE Motorsports	KTM	1'41.699	5 9	1.070 0.109
19	78 Joel ESTEBAN	SPA	CFMOTO Gaviota Aspar Team	CFMOTO	1'41.753	7 20	1.124 0.054
20	10 Nicola CARRARO	ITA	LEVELUP - MTA	KTM	1'41.793	9 20	1.164 0.040
21	54 Riccardo ROSSI	ITA	CIP Green Power	KTM	1'41.802	8 20	1.173 0.009
22	12 Jacob ROULSTONE	AUS	Red Bull GASGAS Tech3	GASGAS	1'41.822	7 20	1.193 0.020
23	85 Xabi ZURUTUZA	SPA	Red Bull KTM Ajo	KTM	1'41.888	9 20	1.259 0.066
24	55 Noah DETTWILER	SWI	CIP Green Power	KTM	1'42.290	6 20	1.661 0.402

These data/results cannot be reproduced, stored and/or transmitted in whole or in part by any manner of electronic, mechanical, photocopying, recording, broadcasting or otherwise now known or herein after developed without the previous express consent by the copyright owner, except for reproduction in daily press and regular printed publications on sale to the public within 60 days of the event related to those data/results and always provided that copyright symbol appears together as follows below.

© DORNA, 2024



4226 m.

GRAN PREMIO PRAMAC DELL'EMILIA-ROMAGNA

After the Race

Event Best Maximum Speed

33



Rider	Nation Team	Motorcycle	Km/h
24 Tatsuki SUZUKI	JPN Liqui Moly Husqvarna Intact GP	HUSQVARNA	215.1 Race
99 Jose Antonio RUEDA	SPA Red Bull KTM Ajo	KTM	215.1 Race
85 Xabi ZURUTUZA	SPA Red Bull KTM Ajo	KTM	214.7 Practice Nr. 2
80 David ALONSO	COL CFMOTO Gaviota Aspar Team	CFMOTO	214.7 Race
78 Joel ESTEBAN	SPA CFMOTO Gaviota Aspar Team	CFMOTO	214.7 Practice Nr. 2
96 Daniel HOLGADO	SPA Red Bull GASGAS Tech3	GASGAS	214.2 Race
95 Collin VEIJER	NED Liqui Moly Husqvarna Intact GP	HUSQVARNA	214.2 Race
82 Stefano NEPA	ITA LEVELUP - MTA	KTM	214.2 Practice Nr. 2
55 Noah DETTWILER	SWI CIP Green Power	KTM	214.2 Practice Nr. 2
48 Ivan ORTOLA	SPA MT Helmets - MSI	KTM	214.2 Race
64 David MUÑOZ	SPA BOE Motorsports	KTM	214.2 Practice Nr. 2
6 Ryusei YAMANAKA	JPN MT Helmets - MSI	KTM	214.2 Race
10 Nicola CARRARO	ITA LEVELUP - MTA	KTM	214.2 Practice Nr. 2
36 Angel PIQUERAS	SPA Leopard Racing	HONDA	213.8 Practice Nr. 2
18 Matteo BERTELLE	ITA Kopron Rivacold Snipers Team	HONDA	213.8 Practice Nr. 2
31 Adrian FERNANDEZ	SPA Leopard Racing	HONDA	213.4 Race
22 David ALMANSA	SPA Kopron Rivacold Snipers Team	HONDA	213.4 Qualifying Nr. 1
58 Luca LUNETTA	ITA SIC58 Squadra Corse	HONDA	213.4 Race
66 Joel KELSO	AUS BOE Motorsports	KTM	213.4 Race
72 Taiyo FURUSATO	JPN Honda Team Asia	HONDA	213.4 Practice Nr. 2
54 Riccardo ROSSI	ITA CIP Green Power	KTM	213.4 Practice Nr. 2
19 Scott OGDEN	GBR FleetSafe Honda - MLav Racing	HONDA	213.0 Practice Nr. 2
12 Jacob ROULSTONE	AUS Red Bull GASGAS Tech3	GASGAS	213.0 Qualifying Nr. 1
5 Tatchakorn BUASRI	THA Honda Team Asia	HONDA	212.1 Practice Nr. 2
7 Filippo FARIOLI	ITA SIC58 Squadra Corse	HONDA	211.7 Race
21 Vicente PEREZ	SPA FleetSafe Honda - MLav Racing	HONDA	211.7 Practice Nr. 2

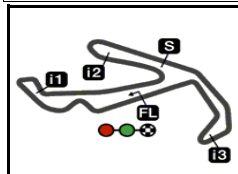
These data/results cannot be reproduced, stored and/or transmitted in whole or in part by any manner of electronic, mechanical, photocopying, recording, broadcasting or otherwise now known or herein after developed without the previous express consent by the copyright owner, except for reproduction in daily press and regular printed publications on sale to the public within 60 days of the event related to those data/results and always provided that copyright symbol appears together as follows below.

© DORNA, 2024

Official MotoGP Timing by TISSOT
www.motogp.com



Misano Adriatico, Sunday, September 22, 2024



4226 m.

GRAN PREMIO PRAMAC DELL'EMILIA-ROMAGNA

Race

Chronological Analysis of Performances

34

* Lap / Sector time cancelled

T1 Time from finish line to 1st intermediate

T3 Time from 2nd intermed. to 3rd intermed.

P Crossing the finish line in pit lane

T2 Time from 1st intermed. to 2nd intermed.

T4 Time from 3rd intermediate to finish line

Lap	Lap Time	T1	T2	T3	T4	Speed	Lap	Lap Time	T1	T2	T3	T4	Speed		
1st	80	David ALONSO CFMOTO Gaviota Asp COL						3rd	95	Collin VEIJER Liqui Moly Husqvarna NED					
		Runs=1	Total laps=20	Full laps=19	Valid laps=16				Runs=1	Total laps=20	Full laps=19	Valid laps=17			
1	1'48.400	33.465	24.168	28.235	22.532	210.9	1	1'48.808	34.041	24.207	27.897	22.663	212.5		
2	1'41.792 *	27.096	24.044	28.115	22.537*	208.4	2	1'42.359	27.256	24.083	27.915	23.105	212.5		
3	1'41.603	27.029	23.983	28.065	22.526	208.8	3	1'41.468	26.996	23.973	27.944	22.555	212.1		
4	1'41.706	27.019	24.087	28.121	22.479	211.7	4	1'41.440	26.983	23.899	27.979	22.579	213.8		
5	1'42.000 *	27.602	24.105	27.886	22.407*	213.8	5	1'41.656 *	27.175	24.110	27.836	22.535*	214.2		
6	1'42.004	27.262	23.969	28.243	22.530	214.7	6	1'42.131 *	27.184	23.980	28.212	22.755*	213.0		
7	1'41.323	27.014	23.796	28.000	22.513	212.5	7	1'41.176	26.985	23.815	27.793	22.583	213.8		
8	1'41.395	26.903	23.870	28.040	22.582	211.7	8	1'41.627	26.905	23.854	28.278	22.590	214.2		
9	1'41.688	27.038	23.867	28.276	22.507	212.1	9	1'41.899	27.159	23.881	28.036	22.823	213.0		
10	1'41.189	27.139	23.827	27.897	22.326	210.1	10	1'41.248	27.198	23.939	27.740	22.371	212.1		
11	1'40.818	26.787	23.866	27.880	22.285	209.3	11	1'40.906	26.876	23.874	27.824	22.332	213.0		
12	1'40.710	26.816	23.720	27.862	22.312	209.7	12	1'40.687	26.817	23.832	27.744	22.294	210.9		
13	1'40.770	26.767	23.814	27.855	22.334	209.7	13	1'40.629	26.844	23.740	27.699	22.346	210.9		
14	1'41.074 *	26.844	23.859	27.921	22.450*	208.8	14	1'40.856	26.832	23.894	27.739	22.391	211.7		
15	1'40.955	26.864	23.874	27.872	22.345	210.1	15	1'41.025	26.932	23.812	27.872	22.409	214.2		
16	1'41.012	26.895	23.804	27.930	22.383	210.1	16	1'40.984	26.947	23.804	27.839	22.394	213.0		
17	1'41.103	26.918	23.820	27.948	22.417	210.5	17	1'41.076	26.974	23.743	27.926	22.433	213.0		
18	1'41.033	26.902	23.759	27.920	22.452	210.1	18	1'41.056	26.991	23.748	27.868	22.449	213.4		
19	1'41.388	26.875	23.776	27.896	22.841	210.5	19	1'41.114	26.985	23.822	27.822	22.485	212.5		
20	1'41.249	27.021	23.815	27.997	22.416	210.1	20	1'41.434	27.091	23.974	27.992	22.377	210.5		
2nd	36	Angel PIQUERAS Leopard Racing SPA						4th	96	Daniel HOLGADO Red Bull GASGAS Te SPA					
		Runs=1	Total laps=20	Full laps=19	Valid laps=17				Runs=1	Total laps=20	Full laps=19	Valid laps=18			
1	1'48.860	33.726	24.297	28.227	22.610	211.7	1	1'49.124	34.235	24.241	27.832	22.816	212.1		
2	1'41.575	26.992	24.082	28.007	22.494	211.3	2	1'41.469	27.054	24.183	27.739	22.493	214.2		
3	1'41.513	26.917	24.058	28.050	22.488	212.1	3	1'41.290	27.002	23.881	27.877	22.530	212.1		
4	1'41.725 *	27.100	24.158	28.042	22.425*	210.5	4	1'41.499	27.076	23.851	28.034	22.538	208.0		
5	1'41.783 *	27.117	24.006	28.038	22.622*	211.3	5	1'41.764	27.148	24.023	27.999	22.594	208.4		
6	1'41.705	27.115	24.019	28.162	22.409	208.4	6	1'41.956	27.083	24.115	28.081	22.677	208.0		
7	1'41.284	26.871	23.969	27.966	22.478	208.0	7	1'41.500	27.136	23.869	28.016	22.479	210.9		
8	1'41.855	26.912	24.030	28.004	22.909	208.4	8	1'41.491	26.895	23.991	28.011	22.594	209.3		
9	1'41.944	27.048	24.007	28.459	22.430	208.8	9	1'41.742	27.015	24.108	28.079	22.540	210.1		
10	1'41.174	26.911	24.069	27.807	22.387	211.7	10	1'41.439	27.087	24.088	27.843	22.421	212.1		
11	1'40.807	26.790	23.801	27.891	22.325	211.7	11	1'40.834	26.812	23.972	27.729	22.321	212.1		
12	1'40.641	26.848	23.803	27.712	22.278	212.1	12	1'40.659	26.832	23.796	27.720	22.311	211.7		
13	1'40.845	26.847	23.783	27.809	22.406	212.1	13	1'40.784	26.822	23.787	27.792	22.383	211.7		
14	1'40.907	26.835	23.863	27.846	22.363	210.9	14	1'41.009	26.892	23.818	27.845	22.454	211.7		
15	1'41.052	27.025	23.846	27.816	22.365	212.5	15	1'41.067	26.963	23.843	27.814	22.447	211.7		
16	1'40.923	26.959	23.813	27.831	22.320	213.0	16	1'40.920	26.905	23.778	27.850	22.387	212.5		
17	1'41.151	27.052	23.813	27.911	22.375	212.5	17	1'41.145	26.968	23.829	27.882	22.466	212.5		
18	1'40.995	26.991	23.812	27.807	22.385	212.5	18	1'40.975	26.932	23.798	27.780	22.465	212.5		
19	1'41.106	27.027	23.805	27.739	22.535	212.5	19	1'41.096	26.972	23.832	27.724	22.568	213.0		
20	1'41.542	27.004	24.032	28.002	22.504	208.0	20	1'41.744 *	26.999	24.186	27.956	22.603*	211.3		

Fastest Lap: Collin VEIJER Liqui Moly Husqvarna NED 1'40.629 26.844 23.740 27.699 22.346

These data/results cannot be reproduced, stored and/or transmitted in whole or in part by any manner of electronic, mechanical, photocopying, recording, broadcasting or otherwise now known or herein after developed without the previous express consent by the copyright owner, except for reproduction in daily press and regular printed publications on sale to the public within 60 days of the event related to those data/results and always provided that copyright symbol appears together as follows below.
© DORNA, 2024

Race

Moto3

Lap	Lap Time	T1	T2	T3	T4	Speed	Lap	Lap Time	T1	T2	T3	T4	Speed		
5th	48	Ivan ORTOLA				MT Helmets - MSI	SPA	9	1'41.794	27.161	23.913	28.048	22.672	213.0	
		Runs=1	Total laps=20	Full laps=19	Valid laps=18		10	1'41.022	26.996	23.850	27.779	22.397	213.0		
1	1'49.211	33.595	24.182	28.328	23.106	211.7	11	1'40.891	26.867	23.914	27.775	22.335	212.1		
2	1'41.989	27.506	24.028	27.941	22.514	212.1	12	1'41.192	27.130	23.876	27.794	22.392	211.7		
3	1'41.492	27.114	23.913	27.981	22.484	212.5	13	1'41.663	27.263	23.963	27.947	22.490	211.7		
4	1'41.455	27.036	23.878	27.983	22.558	213.0	14	1'41.018	26.894	23.881	27.824	22.419	211.3		
5	1'41.875	27.210	24.228	27.973	22.464	212.5	15	1'41.190	26.950	23.899	27.841	22.500	211.7		
6	1'42.058	27.244	23.965	28.239	22.610	214.2	16	1'41.290	27.021	23.962	27.850	22.457	211.7		
7	1'41.568	27.282	23.927	27.941	22.418	212.5	17	1'41.435	26.978	23.956	27.930	22.571	212.1		
8	1'41.510	27.363	23.847	27.931	22.369	214.2	18	1'41.651	27.105	23.996	27.940	22.610	210.9		
9	1'41.630	27.142	23.807	28.059	22.622	214.2	19	1'41.950	27.155	24.095	28.058	22.642	211.7		
10	1'41.617	27.526	23.857	27.889	22.345	213.4	20	1'42.028	27.113	24.093	28.143	22.679	210.1		
11	1'41.063	27.039	23.825	27.953	22.246	211.3	8th 31 Adrian FERNANDEZ						Leopard Racing	SPA	
12	1'40.646	26.807	23.803	27.692	22.344	211.3	Runs=1	Total laps=20	Full laps=19	Valid laps=17					
13	1'40.868	26.961	23.796	27.757	22.354	211.7	1	1'49.201	34.358	24.247	28.144	22.452	211.7		
14	1'40.926	26.898	23.732	27.842	22.454	212.1	2	1'41.475	27.109	24.003	27.990	22.373	213.0		
15	1'41.068	26.878	23.859	27.880	22.451	210.5	3	1'41.442	27.049	23.963	28.190	22.240	210.9		
16	1'41.167	26.964	23.859	27.756	22.588	210.9	4	1'41.436	27.040	23.896	28.067	22.433	211.7		
17	1'41.183 *	26.863	23.888	27.775*	22.657*	210.1	5	1'41.644	27.090	24.020	28.054	22.480	210.9		
18	1'41.151	26.882	23.932	27.900	22.437	209.7	6	1'42.174	27.128	24.183	28.201	22.662	208.8		
19	1'41.624	26.946	24.030	28.034	22.614	209.7	7	1'41.864	26.990	23.866	28.307	22.701	213.0		
20	1'42.074	26.990	24.256	28.207	22.621	208.4	8	1'41.157	26.873	23.764	28.078	22.442	212.1		
6th 58 Luca LUNETTA							SIC58 Squadra Corse	ITA	9	1'42.587	27.130	23.959	28.076	23.422	211.7
		Runs=1	Total laps=20	Full laps=19	Valid laps=19		10	1'41.372	27.236	23.812	27.940	22.384	211.7		
1	1'50.342	35.334	24.253	28.287	22.468	211.7	11	1'41.404	26.987	23.868	28.200	22.349	213.4		
2	1'41.610	27.183	24.035	28.012	22.380	211.3	12	1'41.175	26.926	23.858	27.999	22.392	210.1		
3	1'41.701	27.398	23.969	27.977	22.357	210.5	13	1'41.223	26.994	23.883	27.924	22.422	211.3		
4	1'41.376	27.030	24.060	27.917	22.369	211.7	14	1'41.208	26.973	23.780	28.099	22.356	208.8		
5	1'41.226	26.917	23.845	28.109	22.355	210.5	15	1'41.565 *	27.096	23.817	28.259	22.393*	211.7		
6	1'42.025	27.253	23.824	28.264	22.684	212.5	16	1'41.581	27.359	23.854	28.040	22.328	212.1		
7	1'41.473	27.344	23.883	27.940	22.306	212.5	17	1'41.333	27.056	23.794	28.205	22.278	210.5		
8	1'41.296	27.149	23.865	27.929	22.353	213.0	18	1'41.568 *	27.144	23.897	28.110	22.417*	211.3		
9	1'41.613	27.103	23.880	28.032	22.598	213.4	19	1'41.758	27.313	23.894	28.151	22.400	209.3		
10	1'41.448	27.262	23.892	27.949	22.345	211.7	20	1'41.619	26.998	23.931	28.131	22.559	209.3		
11	1'40.817	26.903	23.803	27.902	22.209	210.9	9th 18 Matteo BERTELLE						Kopron Rivacold Snip	ITA	
12	1'40.840	26.853	23.861	27.804	22.322	212.5	Runs=1	Total laps=20	Full laps=19	Valid laps=16					
13	1'41.096	26.949	23.950	27.849	22.348	209.7	1	1'49.774	34.781	24.318	28.166	22.509	211.7		
14	1'41.284	26.893	23.774	28.040	22.577	209.7	2	1'42.003	27.330	24.002	28.194	22.477	212.1		
15	1'41.179	26.911	23.921	27.927	22.420	210.9	3	1'41.667 *	27.316	23.954	27.957	22.440*	210.9		
16	1'41.336	27.032	23.914	27.928	22.462	211.3	4	1'41.931 *	27.370	24.027	28.091	22.443*	211.7		
17	1'41.415	26.989	23.908	28.016	22.502	210.1	5	1'41.455	27.123	23.865	27.894	22.573	213.0		
18	1'41.624	27.024	23.959	28.054	22.587	210.1	6	1'41.676	27.230	23.874	27.995	22.577	211.7		
19	1'41.992	27.184	24.110	28.127	22.571	209.7	7	1'42.071	27.711	23.971	27.951	22.438	210.9		
20	1'42.069	27.158	24.034	28.244	22.633	208.8	8	1'41.219	26.988	23.849	27.914	22.468	210.9		
7th 66 Joel KELSO							BOE Motorsports	AUS	9	1'41.527	27.047	23.893	27.973	22.614	211.7
		Runs=1	Total laps=20	Full laps=19	Valid laps=19		10	1'41.922	27.421	24.043	27.871	22.587	213.4		
1	1'49.590	34.917	24.075	28.091	22.507	213.0	11	1'41.166	27.011	23.908	27.798	22.449	213.4		
2	1'41.906	27.305	23.930	27.967	22.704	213.0	12	1'41.102 *	26.916	23.885	27.942	22.359*	213.4		
3	1'41.618	27.267	23.913	27.887	22.551	213.4	13	1'41.372	26.921	24.105	27.901	22.445	212.1		
4	1'41.342	27.094	23.895	27.967	22.386	212.1	14	1'41.201	26.996	23.850	27.889	22.466	210.9		
5	1'41.485	27.111	23.963	27.894	22.517	213.4	15	1'41.283	26.994	23.864	27.917	22.508	213.0		
6	1'41.970	27.227	23.895	28.232	22.616	213.4	16	1'41.711	27.382	23.952	27.913	22.464	212.1		
7	1'41.534	27.098	23.900	27.934	22.602	213.0	17	1'41.336	26.988	23.929	27.947	22.472	209.3		
8	1'41.365	27.042	23.810	27.925	22.588	213.4	18	1'41.227	26.990	23.898	27.886	22.453	211.3		

Fastest Lap: Collin VEIJER Liqui Moly Husqvarna NED **1'40.629** 26.844 23.740 27.699 22.346

These data/results cannot be reproduced, stored and/or transmitted in whole or in part by any manner of electronic, mechanical, photocopying, recording, broadcasting or otherwise now known or herein after developed without the previous express consent by the copyright owner, except for reproduction in daily press and regular printed publications on sale to the public within 60 days of the event related to those data/results and always provided that copyright symbol appears together as follows below.
© DORNA, 2024

Race

Moto3

Lap	Lap Time	T1	T2	T3	T4	Speed	Lap	Lap Time	T1	T2	T3	T4	Speed
19	1'41.776	27.203	23.891	28.156	22.526	210.9	6	1'41.741	27.007	23.835	28.143	22.756	211.7
20	1'41.761	27.025	24.088	27.966	22.682	210.9	7	1'41.722	27.408	23.867	27.967	22.480	210.1
10th 99 Jose Antonio RUED Red Bull KTM Ajo SPA							8	1'41.710	26.944	23.894	28.026	22.846	210.1
Runs=1 Total laps=20 Full laps=19 Valid laps=16							9	1'41.960	27.114	23.929	27.986	22.931	208.0
1	1'49.553	34.641	24.267	28.063	22.582	212.1	10	1'41.467	27.182	23.866	27.976	22.443	210.5
2	1'41.894	27.464	23.940	27.914	22.576	214.7	11	1'41.397	27.068	23.896	27.888	22.545	210.1
3	1'41.552 *	27.198	23.896	27.865	22.593*	214.2	12	1'41.232	26.985	23.872	27.922	22.453	210.5
4	1'41.359 *	27.084	23.926	27.908	22.441*	212.1	13	1'41.092	26.956	23.808	27.858	22.470	210.5
5	1'41.486	27.116	23.956	27.879	22.535	214.2	14	1'41.301	26.961	23.899	27.872	22.569	210.5
6	1'42.157	27.182	23.915	28.454	22.606	211.3	15	1'41.462 *	26.971	23.962	27.941	22.588*	208.4
7	1'41.589	27.255	23.902	27.899	22.533	212.5	16	1'41.963 *	27.059	23.991	28.444	22.469*	209.3
8	1'41.377	27.056	23.827	27.925	22.569	213.4	17	1'41.486	26.929	24.054	27.927	22.576	208.0
9	1'42.118	27.515	23.861	27.945	22.797	215.1	18	1'41.861	27.002	24.074	27.996	22.789	208.0
10	1'41.582	27.374	23.897	27.884	22.427	213.8	19	1'42.730	27.122	24.505	28.251	22.852	206.8
11	1'41.213	27.006	23.848	28.007	22.352	213.0	20	1'42.617	27.360	24.183	28.258	22.816	204.9
12	1'41.360 *	27.292	23.827	27.892	22.349*	211.7	13th 72 Taiyo FURUSATO Honda Team Asia JPN						
13	1'41.048	26.835	23.815	27.925	22.473	211.7	Runs=1 Total laps=20 Full laps=19 Valid laps=13						
14	1'41.399	27.154	23.828	27.837	22.580	213.8	1	1'48.544	33.147	24.289	28.556	22.552	205.3
15	1'41.127	26.883	23.806	27.961	22.477	211.7	2	1'41.783	27.111	24.179	28.005	22.488	208.4
16	1'41.471	27.128	23.929	27.974	22.440	211.3	3	1'42.179	27.180	24.089	28.419	22.491	210.1
17	1'41.439	26.879	23.970	28.069	22.521	210.9	4	1'41.236 *	26.877	23.928	28.070	22.361*	211.7
18	1'41.583	27.024	23.997	28.002	22.560	211.7	5	1'41.623 *	27.276	23.885	28.048	22.414*	211.3
19	1'42.288	27.192	24.031	28.477	22.588	212.1	6	1'42.254 *	27.095	24.173	28.276	22.710*	209.7
20	1'41.629	26.998	23.842	27.842	22.947	212.1	7	1'41.679	27.080	24.046	27.952	22.601	212.5
11th 24 Tatsuki SUZUKI Liqui Moly Husqvarna JPN							8	1'41.251	27.023	23.817	28.045	22.366	212.5
Runs=1 Total laps=20 Full laps=19 Valid laps=16							9	1'42.908	27.149	23.834	28.094	23.831	211.7
1	1'50.077	35.226	24.226	28.164	22.461	213.4	10	1'41.433	27.451	23.790	27.803	22.389	212.5
2	1'41.483	27.170	23.981	27.945	22.387	212.1	11	1'41.068	27.068	23.896	27.899	22.205	211.7
3	1'41.619 *	27.382	23.892	27.848	22.497*	214.2	12	1'41.339 *	27.066	24.067	27.946	22.260*	212.1
4	1'41.352	27.296	23.860	27.901	22.295	213.4	13	1'41.038	26.952	23.854	27.834	22.398	211.7
5	1'41.612	27.149	24.011	28.098	22.354	211.7	14	1'41.451	26.999	23.814	28.033	22.605	211.7
6	1'41.980	27.234	23.774	28.397	22.575	209.7	15	1'41.259 *	26.958	23.855	27.983	22.463*	212.5
7	1'42.124	27.658	24.063	27.818	22.585	214.7	16	1'44.522	27.388	23.995	30.723	22.416	210.5
8	1'41.101	27.061	23.838	27.853	22.349	214.2	17	1'41.797 *	27.037	24.161	28.123	22.476*	208.4
9	1'41.790	27.268	23.829	27.968	22.725	215.1	18	1'42.243	27.209	24.240	28.148	22.646	208.0
10	1'41.573	27.442	23.865	27.920	22.346	214.2	19	1'42.611	27.500	24.286	28.200	22.625	208.4
11	1'41.743	27.379	23.859	27.916	22.589	213.8	20	1'42.548	27.313	24.247	28.270	22.718	208.0
12	1'41.124	27.013	23.848	27.946	22.317	214.2	14th 82 Stefano NEPA LEVELUP - MTA ITA						
13	1'40.885	26.951	23.919	27.776	22.239	212.5	Runs=1 Total laps=20 Full laps=19 Valid laps=16						
14	1'41.401 *	27.156	23.819	27.894*	22.532*	212.5	1	1'49.418	34.186	24.615	28.046	22.571	211.3
15	1'41.278 *	27.026	23.832	27.996	22.424*	214.2	2	1'41.751	27.198	24.012	27.905	22.636	210.5
16	1'41.982	27.506	24.141	27.964	22.371	213.4	3	1'41.903 *	27.301	23.924	27.941	22.737*	213.4
17	1'41.344	27.087	23.887	27.987	22.383	213.0	4	1'41.739	27.287	23.893	28.070	22.489	213.4
18	1'41.230	27.065	23.871	27.924	22.370	213.4	5	1'41.844 *	27.302	23.921	27.994	22.627*	211.7
19	1'41.932	27.264	23.924	28.213	22.531	212.5	6	1'41.992	27.525	23.937	27.933	22.597	213.0
20	1'41.625	27.156	23.879	27.947	22.643	213.4	7	1'41.837 *	27.449	23.919	27.896*	22.573	212.1
12th 7 Filippo FARIOLI SIC58 Squadra Corse ITA							8	1'41.557	27.254	23.927	27.898	22.478	211.7
Runs=1 Total laps=20 Full laps=19 Valid laps=17							9	1'41.810	27.155	23.894	27.938	22.823	212.5
1	1'50.252	35.068	24.419	28.243	22.522	208.0	10	1'41.717	27.367	23.945	27.894	22.511	212.5
2	1'41.661	27.136	24.012	28.054	22.459	208.8	11	1'41.431	27.038	23.955	27.878	22.560	212.1
3	1'41.853	27.567	23.961	27.999	22.326	209.3	12	1'41.345	26.987	23.900	27.933	22.525	210.9
4	1'41.519	27.146	23.997	27.898	22.478	209.7	13	1'41.759	27.051	23.936	28.125	22.647	209.7
5	1'41.444	26.986	23.912	27.954	22.592	211.3	14	1'42.046	27.157	24.039	28.131	22.719	208.4
							15	1'42.248	27.180	24.099	28.201	22.768	208.4

Fastest Lap: Collin VEIJER Liqui Moly Husqvarna NED 1'40.629 26.844 23.740 27.699 22.346

These data/results cannot be reproduced, stored and/or transmitted in whole or in part by any manner of electronic, mechanical, photocopying, recording, broadcasting or otherwise now known or herein after developed without the previous express consent by the copyright owner, except for reproduction in daily press and regular printed publications on sale to the public within 60 days of the event related to those data/results and always provided that copyright symbol appears together as follows below.
© DORNA, 2024

Race

Moto3

Lap	Lap Time	T1	T2	T3	T4	Speed	Lap	Lap Time	T1	T2	T3	T4	Speed
16	1'42.222	27.388	24.047	28.088	22.699	209.3	3	1'41.701	27.139	24.035	28.020	22.507	208.8
17	1'42.250	27.291	24.067	28.161	22.731	208.4	4	1'41.632	27.044	23.991	28.123	22.474	209.3
18	1'42.283	27.326	24.069	28.184	22.704	209.3	5	1'41.545	27.059	23.986	28.022	22.478	209.7
19	1'42.341	27.323	24.029	28.279	22.710	209.3	6	1'41.900	27.252	24.078	27.968	22.602	208.8
20	1'42.717	27.333	24.107	28.387	22.890	208.0	7	1'41.688	27.084	24.102	27.966	22.536	209.7
15th 6 Ryusei YAMANAKA MT Helmets - MSI JPN Runs=1 Total laps=20 Full laps=19 Valid laps=18							8	1'41.704	27.041	24.028	28.003	22.632	209.3
1	1'51.606	35.441	24.984	28.254	22.927	210.9	9	1'41.971	27.100	24.137	28.108	22.626	208.4
2	1'43.578	27.959	24.278	28.339	23.002	213.0	10	1'41.786	27.189	23.981	28.042	22.574	208.4
3	1'43.327	28.112	24.261	28.167	22.787	213.4	11	1'42.053	27.228	24.018	28.124	22.683	208.8
4	1'42.136	27.198	24.141	28.126	22.671	212.1	12	1'42.106	27.181	24.102	28.123	22.700	208.4
5	1'41.833	27.113	24.181	27.911	22.628	210.1	13	1'42.014	27.229	24.021	28.084	22.680	207.6
6	1'41.858	26.995	24.145	28.205	22.513	208.8	14	1'42.243	27.307	24.054	28.217	22.665	207.6
7	1'41.702 *	27.032	24.103	28.021	22.546*	208.0	15	1'42.626	27.322	24.251	28.275	22.778	208.4
8	1'42.287	27.495	24.122	28.095	22.575	208.8	16	1'42.710	27.473	24.149	28.270	22.818	208.0
9	1'41.748	27.045	24.145	27.999	22.559	208.8	17	1'42.686	27.500	24.218	28.290	22.678	212.5
10	1'41.767	27.077	24.145	28.012	22.533	209.3	18	1'42.582	27.660	24.100	28.127	22.695	210.5
11	1'41.562	27.090	24.043	27.936	22.493	210.1	19	1'43.035	27.797	24.151	28.277	22.810	210.1
12	1'41.380	26.987	24.020	27.970	22.403	210.1	20	1'42.741	27.560	24.124	28.301	22.756	208.8
13	1'41.502	26.921	24.004	28.068	22.509	210.5	18th 19 Scott OGDEN FleetSafe Honda - ML GBR Runs=1 Total laps=20 Full laps=19 Valid laps=19						
14	1'41.439	26.916	23.999	27.910	22.614	210.1	1	1'51.615	35.732	24.723	28.460	22.700	209.3
15	1'41.190	26.943	24.053	27.848	22.346	211.7	2	1'42.129	27.339	24.171	28.030	22.589	209.3
16	1'42.345	27.216	24.121	28.289	22.719	214.2	3	1'41.625	27.023	24.089	27.981	22.532	210.1
17	1'42.239	27.617	24.048	28.038	22.536	210.1	4	1'41.590	26.970	24.086	27.995	22.539	210.9
18	1'41.560	27.067	23.947	28.071	22.475	209.7	5	1'41.619	27.141	24.024	27.875	22.579	210.9
19	1'41.815	27.199	24.039	28.023	22.554	209.7	6	1'41.963	27.269	24.063	28.098	22.533	212.1
20	1'41.817	27.040	24.026	28.111	22.640	209.7	7	1'41.826	27.149	24.118	27.947	22.612	211.3
16th 10 Nicola CARRARO LEVELUP - MTA ITA Runs=1 Total laps=20 Full laps=19 Valid laps=16							8	1'41.721	27.010	24.040	28.064	22.607	209.7
1	1'50.696	35.547	24.397	28.201	22.551	210.9	9	1'41.655	27.035	24.064	27.990	22.566	209.7
2	1'41.918 *	27.250	24.028	28.088	22.552*	209.7	10	1'41.816	27.203	24.042	28.043	22.528	210.1
3	1'41.687 *	27.185	23.985	27.984	22.533*	210.5	11	1'41.989	27.243	24.079	28.038	22.629	210.5
4	1'42.045	27.207	24.110	28.090	22.638	210.1	12	1'42.296	27.260	24.084	28.170	22.782	209.7
5	1'41.858	27.144	24.011	28.128	22.575	209.7	13	1'42.339	27.422	24.240	28.118	22.559	210.1
6	1'42.192	27.501	24.090	28.092	22.509	210.5	14	1'42.151	27.240	24.014	28.165	22.732	210.5
7	1'41.825	27.110	24.070	28.025	22.620	211.7	15	1'42.343	27.156	24.175	28.255	22.757	210.9
8	1'41.921	27.288	24.054	28.042	22.537	212.5	16	1'42.817	27.668	24.151	28.236	22.762	210.5
9	1'41.793	27.222	24.040	27.962	22.569	212.1	17	1'42.647	27.711	24.129	28.109	22.698	211.3
10	1'41.789 *	27.243	24.038	27.983	22.525*	211.7	18	1'42.395	27.507	24.089	28.136	22.663	212.5
11	1'41.947	27.283	24.038	28.051	22.575	212.1	19	1'43.195	27.989	24.198	28.248	22.760	209.7
12	1'42.260	27.311	24.046	28.191	22.712	211.3	20	1'42.777	27.451	24.205	28.255	22.866	208.8
13	1'42.100	27.487	23.954	28.111	22.548	209.3	19th 85 Xabi ZURUTUZA Red Bull KTM Ajo SPA Runs=1 Total laps=20 Full laps=19 Valid laps=17						
14	1'42.052	27.168	24.148	28.099	22.637	209.7	1	1'52.721	36.095	24.705	29.165	22.756	210.9
15	1'42.389	27.206	24.225	28.264	22.694	211.3	2	1'42.536	27.416	24.288	28.010	22.822	212.1
16	1'42.884	27.565	24.157	28.252	22.910	211.3	3	1'43.208	27.805	24.432	28.161	22.810	212.1
17	1'42.578	27.706	23.999	28.224	22.649	211.7	4	1'42.440	27.462	24.170	28.078	22.730	212.5
18	1'41.990	27.340	23.957	28.039	22.654	210.5	5	1'42.051	27.350	24.094	28.007	22.600	213.4
19	1'42.153	27.302	24.086	28.105	22.660	209.7	6	1'42.068	27.222	24.104	28.119	22.623	212.1
20	1'42.410	27.282	24.138	28.210	22.780	208.8	7	1'42.158	27.223	24.127	28.142	22.666	211.3
17th 22 David ALMANSA Kopron Rivacold Snip SPA Runs=1 Total laps=20 Full laps=19 Valid laps=19							8	1'42.485	27.175	24.328	28.284	22.698	211.7
1	1'51.196	35.524	24.678	28.138	22.856	210.1	9	1'41.888	27.278	23.989	28.045	22.576	212.5
2	1'42.260	27.306	24.186	28.092	22.676	208.4	10	1'42.280	27.378	24.139	28.032	22.731	213.8
							11	1'42.196	27.391	24.189	27.977	22.639	212.1
							12	1'42.216	27.267	24.192	28.108	22.649	211.3

Fastest Lap: Collin VEIJER Liqui Moly Husqvarna NED 1'40.629 26.844 23.740 27.699 22.346

These data/results cannot be reproduced, stored and/or transmitted in whole or in part by any manner of electronic, mechanical, photocopying, recording, broadcasting or otherwise now known or herein after developed without the previous express consent by the copyright owner, except for reproduction in daily press and regular printed publications on sale to the public within 60 days of the event related to those data/results and always provided that copyright symbol appears together as follows below.
© DORNA, 2024

Race

Moto3

Lap	Lap Time	T1	T2	T3	T4	Speed	Lap	Lap Time	T1	T2	T3	T4	Speed		
13	1'42.891	27.301	24.162	28.532	22.896	210.1	22nd 55	Noah DETTWILER		CIP Green Power			SWI		
14	1'43.797	27.604	24.418	28.849	22.926	210.1		Runs=1	Total laps=20	Full laps=19	Valid laps=15				
15	1'42.786	27.526	24.224	28.152	22.884	210.5		1	1'53.257	36.516	24.493	29.507	22.741	210.1	
16	1'43.081	27.356	24.555	28.329	22.841	212.1		2	1'42.748	*	27.496	24.170	28.375*	22.707	210.1
17	1'42.828	27.385	24.215	28.391	22.837	208.0		3	1'42.845	*	27.522	24.223	28.255	22.845*	212.1
18	1'43.641	*	27.649	24.464	28.587	22.941*		4	1'42.700	27.393	24.309	28.300	22.698	210.5	
19	1'43.742	*	27.839	24.438	28.523	22.942*		5	1'42.486	27.369	24.143	28.277	22.697	210.5	
20	1'42.995	27.745	24.258	28.226	22.766	211.7		6	1'42.290	27.248	24.082	28.240	22.720	210.9	
								7	1'42.325	27.201	24.158	28.230	22.736	209.7	
								8	1'42.455	27.238	24.172	28.296	22.749	210.5	
								9	1'42.825	27.328	24.266	28.351	22.880	209.7	
								10	1'42.632	27.359	24.233	28.310	22.730	209.3	
								11	1'42.621	27.370	24.134	28.317	22.800	209.3	
								12	1'43.087	*	27.440	24.298	28.412	22.937*	209.7
								13	1'42.881	27.370	24.328	28.321	22.862	209.7	
								14	1'42.725	27.385	24.245	28.271	22.824	209.3	
								15	1'42.670	27.308	24.187	28.404	22.771	210.5	
								16	1'42.813	27.354	24.292	28.393	22.774	209.7	
								17	1'43.053	27.342	24.431	28.289	22.991	210.5	
								18	1'42.647	27.436	24.165	28.327	22.719	209.7	
							19	1'42.918	*	27.391	24.347	28.366	22.814*	210.5	
							20	1'42.956	27.588	24.215	28.402	22.751	210.9		
20th 78	Joel ESTEBAN		CFMOTO Gaviota Asp SPA					23rd 54	Riccardo ROSSI		CIP Green Power			ITA	
	Runs=1	Total laps=20	Full laps=19	Valid laps=13			Runs=1		Total laps=20	Full laps=19	Valid laps=16				
1	1'52.356	36.321	24.724	28.558	22.753	211.7	1		1'51.729	35.847	24.670	28.569	22.643	207.2	
2	1'42.819	27.483	24.110	28.174	23.052	211.3	2		2'07.458	*	49.341	25.711	29.090	23.316*	205.7
3	1'43.019	28.009	24.163	28.167	22.680	210.1	3		1'43.142	27.385	24.398	28.469	22.890	206.5	
4	1'42.650	*	27.262	24.172	28.399	22.817*	4		1'42.742	27.238	24.257	28.452	22.795	206.5	
5	1'42.438	27.229	24.085	28.143	22.981	212.1	5		1'42.581	27.212	24.184	28.385	22.800	206.8	
6	1'42.228	27.183	24.042	28.292	22.711	213.0	6		1'42.727	27.252	24.246	28.416	22.813	205.7	
7	1'41.753	27.092	23.964	28.091	22.606	213.4	7		1'42.521	27.299	24.362	28.253	22.607	209.7	
8	1'42.272	27.226	24.140	28.223	22.683	211.3	8		1'41.802	27.085	24.016	28.174	22.527	208.8	
9	1'41.892	27.225	24.046	28.053	22.568	211.3	9		1'44.255	27.442	24.272	29.338	23.203	196.3	
10	1'42.006	*	27.194	23.995	28.182	22.635*	10		1'42.114	27.083	24.096	28.157	22.778	208.8	
11	1'42.228	27.313	24.050	28.177	22.688	210.5	11		1'42.607	*	27.278	24.227	28.346	22.756	206.1
12	1'42.045	*	27.088	24.006	28.244	22.707*	12		1'42.600	27.252	24.229	28.415	22.704	206.1	
13	1'43.712	27.396	24.213	29.127	22.976	210.9	13		1'42.583	27.309	24.123	28.366	22.785	206.1	
14	1'43.290	*	27.510	24.304	28.642	22.834*	14		1'42.799	*	27.349	24.228	28.356	22.866*	206.1
15	1'42.525	27.302	24.172	28.246	22.805	209.3	15		1'44.580	27.991	24.685	28.754	23.150	205.7	
16	1'42.661	*	27.344	24.259	28.274	22.784*	16		1'43.134	27.432	24.345	28.500	22.857	206.1	
17	1'45.846	27.381	24.497	31.185	22.783	211.7	17		1'43.216	27.460	24.373	28.470	22.913	206.5	
18	1'42.586	*	27.330	24.150	28.262	22.844*	18		1'43.085	27.370	24.420	28.427	22.868	206.5	
19	1'42.758	27.443	24.201	28.274	22.840	213.4	19	1'43.291	27.379	24.317	28.477	23.118	207.6		
20	1'42.939	27.515	24.197	28.341	22.886	209.3	20	1'43.107	27.433	24.274	28.460	22.940	206.8		
21st 12	Jacob ROULSTONE		Red Bull GASGAS Te AUS					24th 64	David MUÑOZ		BOE Motorsports			SPA	
	Runs=1	Total laps=20	Full laps=19	Valid laps=16			Runs=1		Total laps=9	Full laps=8	Valid laps=8				
1	1'51.872	35.993	24.690	28.567	22.622	211.3	1		2'15.910	59.608	24.876	28.612	22.814	208.4	
2	1'42.514	27.426	24.137	28.166	22.785	210.1	2		1'44.903	27.404	24.369	30.507	22.623	210.5	
3	1'42.168	27.131	24.177	28.264	22.596	210.1	3		1'44.415	27.174	24.153	30.463	22.625	210.5	
4	1'42.499	27.325	24.143	28.291	22.740	209.3	4		1'42.038	27.154	24.050	28.270	22.564	209.7	
5	1'42.534	27.311	24.154	28.360	22.709	208.8	5		1'41.699	27.049	23.951	28.219	22.480	209.7	
6	1'43.146	*	27.341	24.473	28.778*	208.4	6		1'41.751	27.069	23.959	28.201	22.522	209.7	
7	1'41.822	27.034	24.011	28.220	22.557	209.7	7		1'42.042	27.078	24.048	28.309	22.607	208.8	
8	1'42.289	27.190	24.198	28.321	22.580	210.9	8		1'41.725	27.048	23.917	28.276	22.484	209.3	
9	1'42.321	*	27.301	24.112	28.270	22.638*									
10	1'42.390	27.578	24.103	28.149	22.560	211.3									
11	1'42.242	27.368	24.054	28.128	22.692	211.7									
12	1'42.023	27.237	23.998	28.136	22.652	210.9									
13	1'43.158	27.428	24.189	28.588	22.953	208.8									
14	1'44.053	27.573	24.444	29.041	22.995	208.0									
15	1'42.729	27.653	24.126	28.238	22.712	211.3									
16	1'42.818	27.528	24.179	28.364	22.747	210.5									
17	1'42.918	27.297	24.186	28.554	22.881	208.0									
18	1'43.642	27.604	24.397	28.688	22.953	207.6									
19	1'44.132	*	27.844	24.425	28.784	23.079*									
20	1'43.155	27.710	24.233	28.399	22.813	210.9									

Fastest Lap: Collin VEIJER Liqui Moly Husqvarna NED **1'40.629** 26.844 23.740 27.699 22.346

These data/results cannot be reproduced, stored and/or transmitted in whole or in part by any manner of electronic, mechanical, photocopying, recording, broadcasting or otherwise now known or herein after developed without the previous express consent by the copyright owner, except for reproduction in daily press and regular printed publications on sale to the public within 60 days of the event related to those data/results and always provided that copyright symbol appears together as follows below.
© DORNA, 2024

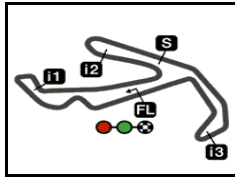
Race

Moto3

Lap	Lap Time	T1	T2	T3	T4	Speed	Lap	Lap Time	T1	T2	T3	T4	Speed
9	1'44.074	27.924	24.388	28.754	23.008	204.1							
	unfinished	27.063	24.103	28.283		209.7							
25th	5	Tatchakorn BUASRI Honda Team Asia THA Runs=1 Total laps=2 Full laps=1 Valid laps=0											
1	2'31.758	36.168	24.705	1'04.131	26.754	192.8							
2	1'46.955 *	28.888	25.186	29.620*	23.261	200.7							
	PIT	27.891	24.916	29.149	17.366	203.3							

Fastest Lap: Collin VEIJER Liqui Moly Husqvarna NED **1'40.629** 26.844 23.740 27.699 22.346

These data/results cannot be reproduced, stored and/or transmitted in whole or in part by any manner of electronic, mechanical, photocopying, recording, broadcasting or otherwise now known or herein after developed without the previous express consent by the copyright owner, except for reproduction in daily press and regular printed publications on sale to the public within 60 days of the event related to those data/results and always provided that copyright symbol appears together as follows below.
 © DORNA, 2024



4226 m.

GRAN PREMIO PRAMAC DELL'EMILIA-ROMAGNA

Race

Analysis by Lap

35

Num Lap Time Gap

Num	Lap	Time	Gap	Num	Lap	Time	Gap	Num	Lap	Time	Gap	Num	Lap	Time	Gap
Lap 1															
80	1	1'48.400		72	1	1'42.179	0.711	7	1	1'41.444	1.583	78	1	1'41.753	8.818
72	1	1'48.544	0.144	95	1	1'41.468	0.840	18	1	1'41.455	1.684	55	1	1'42.325	10.206
95	1	1'48.808	0.408	48	1	1'41.492	0.897	10	1	1'41.858	3.058	64	1	1'42.042	34.313
36	1	1'48.860	0.460	99	1	1'41.552	1.204	22	1	1'41.545	3.188	54	1	1'42.521	34.455
96	1	1'49.124	0.724	82	1	1'41.903	1.277	19	1	1'41.619	3.432	Lap 8			
31	1	1'49.201	0.801	66	1	1'41.618	1.319	12	1	1'42.534	6.441	96	8	1'41.491	
48	1	1'49.211	0.811	24	1	1'41.619	1.384	6	1	1'41.833	7.334	80	8	1'41.395	0.130
82	1	1'49.418	1.018	18	1	1'41.667	1.649	85	1	1'42.051	7.810	36	8	1'41.855	0.207
99	1	1'49.553	1.153	58	1	1'41.701	1.858	78	1	1'42.438	8.136	31	8	1'41.157	0.300
66	1	1'49.590	1.190	7	1	1'41.853	1.971	55	1	1'42.486	8.890	72	8	1'41.251	0.456
18	1	1'49.774	1.374	10	1	1'41.687	2.506	54	1	1'42.581	32.506	95	8	1'41.627	0.572
24	1	1'50.077	1.677	22	1	1'41.701	3.362	64	1	1'41.699	33.819	66	8	1'41.365	0.717
7	1	1'50.252	1.852	19	1	1'41.625	3.574	Lap 6				99	8	1'41.377	0.874
58	1	1'50.342	1.942	12	1	1'42.168	4.759	96	6	1'41.956		58	8	1'41.296	0.956
10	1	1'50.696	2.296	78	1	1'43.019	6.399	36	6	1'41.705	0.059	48	8	1'41.510	1.065
22	1	1'51.196	2.796	85	1	1'43.208	6.670	31	6	1'42.174	0.270	24	8	1'41.101	1.255
6	1	1'51.606	3.206	6	1	1'43.327	6.716	80	6	1'42.004	0.403	18	8	1'41.219	1.703
19	1	1'51.615	3.215	55	1	1'42.845	7.055	72	6	1'42.254	0.517	7	8	1'41.710	1.809
54	1	1'51.729	3.329	54	1	1'43.142	30.534	95	6	1'42.131	0.760	82	8	1'41.557	1.948
12	1	1'51.872	3.472	64	1	1'44.415	33.433	66	6	1'41.970	0.809	22	8	1'41.704	3.533
78	1	1'52.356	3.956	Lap 4				99	6	1'42.157	0.899	19	8	1'41.721	3.995
85	1	1'52.721	4.321	96	4	1'41.499		48	6	1'42.058	0.978	10	8	1'41.921	4.049
55	1	1'53.257	4.857	80	4	1'41.706	0.119	24	6	1'41.980	1.021	6	8	1'42.287	8.234
64	1	2'15.910	27.510	31	4	1'41.436	0.172	58	6	1'42.025	1.178	12	8	1'42.289	8.751
5	1	2'31.758	43.358	36	4	1'41.725	0.291	7	6	1'41.741	1.368	78	8	1'42.272	9.442
Lap 2															
80	2	1'41.792		72	2	1'41.236	0.360	18	6	1'41.676	1.404	85	8	1'42.485	9.574
72	2	1'41.783	0.135	95	2	1'41.440	0.693	82	6	1'41.992	1.545	55	8	1'42.455	11.013
36	2	1'41.575	0.243	48	2	1'41.455	0.765	22	6	1'41.900	3.132	64	8	1'41.725	34.390
96	2	1'41.469	0.401	99	2	1'41.359	0.976	10	6	1'42.192	3.294	54	8	1'41.802	34.609
31	2	1'41.475	0.484	66	2	1'41.342	1.074	19	6	1'41.963	3.439	Lap 9			
95	2	1'42.359	0.975	24	2	1'41.352	1.149	6	6	1'41.858	7.236	96	9	1'41.742	
82	2	1'41.751	0.977	82	2	1'41.739	1.429	12	6	1'43.146	7.631	80	9	1'41.688	0.076
48	2	1'41.989	1.008	58	2	1'41.376	1.647	85	6	1'42.068	7.922	36	9	1'41.944	0.409
99	2	1'41.894	1.255	7	2	1'41.519	1.903	78	6	1'42.228	8.408	95	9	1'41.899	0.729
66	2	1'41.906	1.304	18	2	1'41.931	1.993	55	6	1'42.290	9.224	66	9	1'41.794	0.769
24	2	1'41.483	1.368	10	2	1'42.045	2.964	54	6	1'42.727	33.277	58	9	1'41.613	0.827
18	2	1'42.003	1.585	22	2	1'41.632	3.407	64	6	1'41.751	33.614	48	9	1'41.630	0.953
7	2	1'41.661	1.721	19	2	1'41.590	3.577	Lap 7				31	9	1'42.587	1.145
58	2	1'41.610	1.760	12	2	1'42.499	5.671	36	7	1'41.284		99	9	1'42.118	1.250
10	2	1'41.918	2.422	6	2	1'42.136	7.265	96	7	1'41.500	0.157	24	9	1'41.790	1.303
22	2	1'42.260	3.264	78	2	1'42.650	7.462	80	7	1'41.323	0.383	18	9	1'41.527	1.488
19	2	1'42.129	3.552	85	2	1'42.440	7.523	95	7	1'41.176	0.593	72	9	1'42.908	1.622
12	2	1'42.514	4.194	55	2	1'42.700	8.168	31	7	1'41.864	0.791	82	9	1'41.810	2.016
78	2	1'42.819	4.983	54	2	1'42.742	31.689	72	7	1'41.679	0.853	7	9	1'41.960	2.027
6	2	1'43.578	4.992	64	2	1'42.038	33.884	66	7	1'41.534	1.000	22	9	1'41.971	3.762
85	2	1'42.536	5.065	Lap 5				99	7	1'41.589	1.145	19	9	1'41.655	3.908
55	2	1'42.748	5.813	96	5	1'41.764		48	7	1'41.568	1.203	10	9	1'41.793	4.100
54	2	2'07.458	28.995	31	5	1'41.644	0.052	58	7	1'41.473	1.308	6	9	1'41.748	8.240
64	2	1'44.903	30.621	72	5	1'41.623	0.219	7	7	1'41.722	1.747	12	9	1'42.321	9.330
5	2	1'46.955	48.521	24	5	1'41.783	0.310	24	7	1'42.124	1.802	78	9	1'41.892	9.592
Lap 3															
80	3	1'41.603		80	5	1'42.000	0.355	82	7	1'41.837	2.039	85	9	1'41.888	9.720
96	3	1'41.290	0.088	95	5	1'41.656	0.585	18	7	1'42.071	2.132	55	9	1'42.825	12.096
36	3	1'41.513	0.153	99	5	1'41.486	0.698	22	7	1'41.688	3.477	64	9	1'44.074	36.722
31	3	1'41.442	0.323	66	5	1'41.485	0.795	10	7	1'41.825	3.776	54	9	1'44.255	37.122
Lap 10															
80	10	1'41.189		48	5	1'41.875	0.876	19	7	1'41.826	3.922	80	10	1'41.189	
96	10	1'41.439	0.174	24	5	1'41.612	0.997	6	7	1'41.702	7.595	96	10	1'41.439	0.174
36	10	1'40.641	0.238	58	5	1'41.226	1.109	12	7	1'41.822	8.110	78	10	1'41.102	2.885
95	10	1'40.687	0.777	82	5	1'41.844	1.509	85	7	1'42.158	8.737	24	10	1'41.124	2.950
66	10	1'41.192	1.081												
58	10	1'40.840	1.139												
48	10	1'40.646	1.486												
31	10	1'41.175	2.303												
99	10	1'41.360	2.612												
72	10	1'41.339	2.669												
18	10	1'41.102	2.885												
24	10	1'41.124	2.950												

 Lapped rider

These data/results cannot be reproduced, stored and/or transmitted in whole or in part by any manner of electronic, mechanical, photocopying, recording, broadcasting or otherwise now known or herein after developed without the previous express consent by the copyright owner, except for reproduction in daily press and regular printed publications on sale to the public within 60 days of the event related to those data/results and always provided that copyright symbol appears together as follows below.

© DORNA, 2024

Num Lap Time Gap

7	1'41.232	3.330	99	1'41.127	3.387	36	1'40.995	0.164	54	1'43.107	58.861
82	1'41.345	3.716	31	1'41.565	3.500	95	1'41.056	0.456			
22	1'42.106	6.914	72	1'41.259	3.618	48	1'41.151	1.902			
19	1'42.296	7.216	24	1'41.278	3.715	58	1'41.624	3.126			
10	1'42.260	7.303	18	1'41.283	3.942	66	1'41.651	3.381			
6	1'41.380	10.156	7	1'41.462	4.386	99	1'41.583	4.732			
78	1'42.045	13.078	82	1'42.248	6.970	31	1'41.568	4.834			
12	1'42.023	13.192	22	1'42.626	10.998	18	1'41.227	5.068			
85	1'42.216	13.619	10	1'42.389	11.045	24	1'41.230	5.123			
55	1'43.087	17.643	19	1'42.343	11.250	7	1'41.861	6.548			
54	1'42.600	41.650	6	1'41.190	11.488	72	1'42.243	9.032			

Lap 13

80	1'40.770	
96	1'40.784	0.153
36	1'40.845	0.313
95	1'40.629	0.636
58	1'41.096	1.465
48	1'40.868	1.584
66	1'41.663	1.974
31	1'41.223	2.756
99	1'41.048	2.890
72	1'41.038	2.937
24	1'40.885	3.065
18	1'41.372	3.487
7	1'41.092	3.652
82	1'41.759	4.705
22	1'42.014	8.158
10	1'42.100	8.633
19	1'42.339	8.785
6	1'41.502	10.888
12	1'43.158	15.580
85	1'42.891	15.740
78	1'43.712	16.020
55	1'42.881	19.754
54	1'42.583	43.463

Lap 14

80	1'41.074	
96	1'41.009	0.088
36	1'40.907	0.146
95	1'40.856	0.418
48	1'40.926	1.436
58	1'41.284	1.675
66	1'41.018	1.918
31	1'41.208	2.890
99	1'41.399	3.215
72	1'41.451	3.314
24	1'41.401	3.392
18	1'41.201	3.614
7	1'41.301	3.879
82	1'42.046	5.677
22	1'42.243	9.327
10	1'42.052	9.611
19	1'42.151	9.862
6	1'41.439	11.253
78	1'43.290	18.236
85	1'43.797	18.463
12	1'44.053	18.559
55	1'42.725	21.405
54	1'42.799	45.188

Lap 15

80	1'40.955	
96	1'41.067	0.200
36	1'41.052	0.243
95	1'41.025	0.488
48	1'41.068	1.549
58	1'41.179	1.899
66	1'41.190	2.153

Lap 16

80	1'41.012	
96	1'40.920	0.108
36	1'40.923	0.154
95	1'40.984	0.460
48	1'41.167	1.704
58	1'41.336	2.223
66	1'41.290	2.431
99	1'41.471	3.846
31	1'41.581	4.069
18	1'41.711	4.641
24	1'41.982	4.685
7	1'41.963	5.337
72	1'44.522	7.128
82	1'42.222	8.180
22	1'42.710	12.696
6	1'42.345	12.821
10	1'42.884	12.917
19	1'42.817	13.055
78	1'42.661	21.455
12	1'42.818	22.139
85	1'43.081	22.363
55	1'42.813	24.921
54	1'43.134	50.935

Lap 17

80	1'41.103	
96	1'41.145	0.150
36	1'41.151	0.202
95	1'41.076	0.433
48	1'41.183	1.784
58	1'41.415	2.535
66	1'41.435	2.763
99	1'41.439	4.182
31	1'41.333	4.299
18	1'41.336	4.874
24	1'41.344	4.926
7	1'41.486	5.720
72	1'41.797	7.822
82	1'42.250	9.327
6	1'42.239	13.957
22	1'42.686	14.279
10	1'42.578	14.392
19	1'42.647	14.599
12	1'42.918	23.954
85	1'42.828	24.088
78	1'45.846	26.198
55	1'43.053	26.871
54	1'43.216	53.048

Lap 18

80	1'41.033	
96	1'40.975	0.092

Lap 19

96	1'41.096	
36	1'41.106	0.082
80	1'41.388	0.200
95	1'41.114	0.382
48	1'41.624	2.338
58	1'41.992	3.930
66	1'41.950	4.143
31	1'41.758	5.404
18	1'41.776	5.656
99	1'42.288	5.832
24	1'41.932	5.867
7	1'42.730	8.090
72	1'42.611	10.455
82	1'42.341	11.730
6	1'41.815	15.111
10	1'42.153	16.314
22	1'43.035	17.675
19	1'43.195	17.968
85	1'43.742	29.250
78	1'42.758	29.321
12	1'44.132	29.507
55	1'42.918	30.215
54	1'43.291	57.203

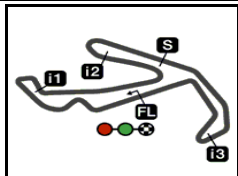
Lap 20

80	1'41.249	
36	1'41.542	0.175
96	1'41.744	0.295
95	1'41.434	0.367
48	1'42.074	2.963
58	1'42.069	4.550
66	1'42.028	4.722
31	1'41.619	5.574
18	1'41.761	5.968
99	1'41.629	6.012
24	1'41.625	6.043
7	1'42.617	9.258
72	1'42.548	11.554
82	1'42.717	12.998
6	1'41.817	15.479
10	1'42.410	17.275
22	1'42.741	18.967
19	1'42.777	19.296
85	1'42.995	30.796
78	1'42.939	30.811
12	1'43.155	31.213
55	1'42.956	31.722

Lapped rider

These data/results cannot be reproduced, stored and/or transmitted in whole or in part by any manner of electronic, mechanical, photocopying, recording, broadcasting or otherwise now known or herein after developed without the previous express consent by the copyright owner, except for reproduction in daily press and regular printed publications on sale to the public within 60 days of the event related to those data/results and always provided that copyright symbol appears together as follows below.
© DORNA, 2024





4226 m.

GRAN PREMIO PRAMAC DELL'EMILIA-ROMAGNA

Moto3™

36

2024 Rookie of the Year Classification

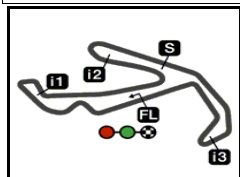
Rider	Nation	Points	Leader	Previous	QAT	POR	AME	SPA	FRA	CAT	ITA	NED	GER	GBR	AUT	ARA	RSM	EMI	INA	JPN	AUS	THA	MAL	VAL	
1 PIQUERAS Angel	SPA	118			4	-	16	6	6	4	5	8	11	-	13	-	25	20							
2 LUNETTA Luca	ITA	67	51	51	1	-	-	-	5	9	9	10	-	-	-	16	7	10							
3 ROULSTONE Jacob	AUS	50	68	17	6	5	8	4	4	8	7	2	-	-	2	-	4	-							
4 ESTEBAN Joel	SPA	42	76	8	5	8	7	-	13	2	-	1	2	3	-	1	-	-							
5 ZURUTUZA Xabi	SPA	11	107	31	-	-	3	-	-	-	-	-	-	-	-	8	-	-							
6 DETTWILER Noah	SWI	2	116	9	-	-	2	-	-	-	-	-	-	-	-	-	-	-							

These data/results cannot be reproduced, stored and/or transmitted in whole or in part by any manner of electronic, mechanical, photocopying, recording, broadcasting or otherwise now known or herein after developed without the previous express consent by the copyright owner, except for reproduction in daily press and regular printed publications on sale to the public within 60 days of the event related to those data/results and always provided that copyright symbol appears together as follows below.
© DORNA, 2024

Official MotoGP Timing by 
www.motogp.com

Misano Adriatico, Sunday, September 22, 2024





4226 m.

2024 Riders Performance

(Qualifying Position - Starting Position - Race Position)

37

Rider	Points	QAT	POR	AME	SPA	FRA	CAT	ITA	NED	GER	GBR	AUT	ARA	RSM	EMI	INA	JPN	AUS	THA	MAL	VAL
1 ALONSO David	271	8	3	1	1	1	6	1	13	2	4	6	1	1	2						
		8-1	3-4	1-1	1-11	1-1	6-1	1-1	13-5	2-1	4-2	6-1	1-4	1-7	2-1	-	-	-	-	-	-
2 HOLGADO Daniel	189	1	4	3	18	2	9	5	15	13	8	4	7	7	11						
		1-2	4-1	2-2	18-7	2-2	9-6	5-14	15-11	13-7	8-4	4-3	7-9	7-2	11-4	-	-	-	-	-	-
3 VEIJER Collin	189	10	6	4	3	5	2	4	3	1	2	3	9	5	6						
		10-5	6-6	3-NC	3-1	5-3	2-4	4-2	3-2	1-18	2-3	3-5	9-2	5-5	6-3	-	-	-	-	-	-
4 ORTOLA Ivan	184	2	7	14	7	6	1	2	4	12	1	1	10	3	4						
		2-9	7-3	13-NC	7-3	6-5	1-2	2-6	4-1	12-3	1-1	28-9	10-12	3-3	4-5	-	-	-	-	-	-
5 PIQUERAS Angel	118	12	19	18	6	9	13	20	1	14	11	8	4	4	3						
		12-12	19-NC	17-3	6-10	9-10	13-12	20-11	1-8	14-5	11-NC	8-4	4-NC	4-1	3-2	-	-	-	-	-	-
6 MUÑOZ David	117	13	13	8	2	8	7	14	11	6	21	9	3	14	8						
		26-16	13-9	7-5	2-2	8-NC	7-5	14-5	11-3	6-8	21-12	9-2	3-7	14-NL	8-NC	-	-	-	-	-	-
7 RUEDA Jose Antonio	105	3	1	2		3	3	3	7	5	10	5	2	12	9						
		3-NC	1-2	-NS	-	3-8	3-3	3-15	7-4	5-NC	10-9	5-7	2-1	12-NL	9-10	-	-	-	-	-	-
8 KELSO Joel	102	6	2	5	4	7	14	9	14	15	3	2	5	6	10						
		6-8	2-5	4-7	4-5	7-13	14-NC	9-12	14-12	15-11	3-7	2-8	5-5	6-6	10-7	-	-	-	-	-	-
9 FERNANDEZ Adrian	101	4	15	12	12	4	8	17	8	4	12	12	17	8	7						
		4-NC	15-10	11-11	12-6	4-6	8-10	17-8	8-7	4-4	12-8	12-6	17-11	8-13	7-8	-	-	-	-	-	-
10 YAMANAKA Ryusei	86	15	17	24	5	10	5	13	5	11	5	10	25	13	15						
		15-NC	17-NC	23-4	5-4	10-7	5-11	13-3	5-10	11-6	5-6	10-13	24-19	13-17	15-15	-	-	-	-	-	-
11 FURUSATO Taiyo	81	18	21	10	21	17	4	8	2	8		17	15	9	1						
		18-3	21-17	9-NC	21-17	17-14	4-NC	8-4	2-13	8-2	-	17-15	15-6	9-4	1-13	-	-	-	-	-	-
12 LUNETTA Luca	67	14	25	11	20	15	10	6	10	3		16	6	2	12						
		14-15	25-22	10-19	20-20	15-11	10-7	6-7	10-6	3-NC	-	16-17	6-3	2-9	12-6	-	-	-	-	-	-
13 SUZUKI Tatsuki	63	19	20	16	9	14	21	15	12	9	9	13	19	23	17						
		19-7	20-12	15-6	9-25	14-9	21-15	15-NC	12-NC	9-9	9-10	13-12	19-14	23-8	17-11	-	-	-	-	-	-

NC=Not classified NL=Not finished first lap NP=Not started race re-start N2=Not finished first lap race re-start EX=Excluded NS=Not Started DS=Disqualified

These data/results cannot be reproduced, stored and/or transmitted in whole or in part by any manner of electronic, mechanical, photocopying, recording, broadcasting or otherwise now known or herein after developed without the previous express consent by the copyright owner, except for reproduction in daily press and regular printed publications on sale to the public within 60 days of the event related to those data/results and always provided that copyright symbol appears together as follows below.
© DORNA, 2024

Rider	Points	QAT	POR	AME	SPA	FRA	CAT	ITA	NED	GER	GBR	AUT	ARA	RSM	EMI	INA	JPN	AUS	THA	MAL	VAL
14 NEPA Stefano	58	16	10	9	11	23	11	12	6	10	7	14	11	10	5						
		16-6	10-7	8-18	11-9	23-17	11-13	12-NC	6-9	10-12	7-5	14-NC	11-13	10-14	5-14	-	-	-	-	-	-
15 ROULSTONE Jacob	50	17	14	6	17	11	16	7	20	17	6	15	18	17	19						
		17-10	14-11	5-8	17-12	11-12	16-8	7-9	20-14	16-NC	6-17	15-14	18-21	17-12	19-21	-	-	-	-	-	-
16 ESTEBAN Joel	42	23	11	17	8	16	15	19	9	16	22	18	13	24	22						
		23-11	11-8	16-9	8-NC	16-4	15-14	19-18	9-15	23-14	22-13	18-25	13-15	24-22	22-20	-	-	-	-	-	-
17 BERTELLE Matteo	38	5	12	7	19	19	12	22	16	18	13	7	8	16	14						
		5-NC	12-DS	6-10	19-14	19-NC	12-17	22-10	16-21	24-15	13-11	7-11	8-10	16-NC	14-9	-	-	-	-	-	-
18 ROSSI Riccardo	24	7	5	21	14	13	18	10	19	22	18	23	23	15	20						
		7-4	5-NC	20-16	14-18	13-NC	18-NC	10-13	19-18	18-19	18-14	23-10	23-20	15-NL	20-23	-	-	-	-	-	-
19 FARIOLI Filippo	24	11	8	13	15	21	20	16	23	21	16	21	16	11	13						
		11-NC	8-16	12-15	15-13	21-NC	20-9	16-19	23-22	26-13	16-16	21-26	16-NC	11-10	13-12	-	-	-	-	-	-
20 CARRARO Nicola	16	22	16	20	10	20	25	21	22	23	15	19	24	21	21						
		22-14	16-15	19-12	10-8	20-19	25-18	21-16	22-16	19-17	15-15	19-16	-NS	21-16	21-16	-	-	-	-	-	-
21 OGDEN Scott	12	20	9	15	13	12	19	18	17	7	17	27	12	20	16						
		20-13	9-14	14-DS	13-19	12-NC	19-16	18-17	17-17	7-10	17-NC	27-19	12-16	20-15	16-18	-	-	-	-	-	-
22 ZURUTUZA Xabi	11			23	26	18	23	11	21	19	14	11	21	22	23						
		-	-	22-13	26-22	18-16	23-19	11-NP	21-19	17-16	14-NC	11-18	21-8	22-18	23-19	-	-	-	-	-	-
23 ALMANSA David	7			25	16	22	17	24	18	25	23	24	14	19	18						
		-	-	-NS	16-15	22-15	17-NC	24-21	18-NC	21-20	23-18	24-20	14-18	19-11	18-17	-	-	-	-	-	-
24 PEREZ Vicente	3	9	18		24						20	22	26	18	24						
		9-NC	18-13	-	24-16	-	-	-	-	-	-	20-NC	22-23	-NS	18-NC	-NS	-	-	-	-	-
25 DETTWILER Noah	2	25	26	22	23	24	24	26	25	26	24	26	20	25	25						
		25-17	26-19	21-14	23-21	24-18	24-21	26-20	25-23	22-23	24-20	26-24	20-17	25-20	25-22	-	-	-	-	-	-
26 WHATLEY Joshua	0	21	22	19	22	25	26	23	24	20											
		21-18	22-18	18-17	22-23	25-21	26-20	23-23	24-24	25-21	-	-	-	-	-	-	-	-	-	-	-
27 BUASRI Tatchakorn	0	24	23	26	25	26	22	25	26	24	19	20	27	26	26						
		24-19	23-20	-NS	25-24	26-20	22-22	25-22	26-20	20-22	19-19	20-21	25-NC	26-21	26-NC	-	-	-	-	-	-
28 ROSENTHALER Jakob	0											25		27							
		-	-	-	-	-	-	-	-	-	-	-	25-22	-	27-19	-	-	-	-	-	-
29 SHAHRIL Danial	0										25										
		-	-	-	-	-	-	-	-	-	-	25-21	-	-	-	-	-	-	-	-	-

NC=Not classified NL=Not finished first lap NP=Not started race re-start N2=Not finished first lap race re-start EX=Excluded NS=Not Started DS=Disqualified

These data/results cannot be reproduced, stored and/or transmitted in whole or in part by any manner of electronic, mechanical, photocopying, recording, broadcasting or otherwise now known or herein after developed without the previous express consent by the copyright owner, except for reproduction in daily press and regular printed publications on sale to the public within 60 days of the event related to those data/results and always provided that copyright symbol appears together as follows below.
© DORNA, 2024

Official MotoGP Timing by TISSOT
www.motogp.com



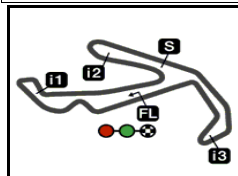
	Rider	Points	QAT	POR	AME	SPA	FRA	CAT	ITA	NED	GER	GBR	AUT	ARA	RSM	EMI	INA	JPN	AUS	THA	MAL	VAL
30	AL SAHOUTI Hamad	0		24																		
			-	24-21	-	-	-	-	-	-	-	-	-	-	-	-	-	-	-	-	-	-
31	ADITAMA Arbi	0						27						22								
			-	-	-	-	-	27-23	-	-	-	-	-	22-22	-	-	-	-	-	-	-	-

NC=Not classified NL=Not finished first lap NP=Not started race re-start N2=Not finished first lap race re-start EX=Excluded NS=Not Started DS=Disqualified

These data/results cannot be reproduced, stored and/or transmitted in whole or in part by any manner of electronic, mechanical, photocopying, recording, broadcasting or otherwise now known or herein after developed without the previous express consent by the copyright owner, except for reproduction in daily press and regular printed publications on sale to the public within 60 days of the event related to those data/results and always provided that copyright symbol appears together as follows below.
© DORNA, 2024

Official MotoGP Timing by **TISSOT**
www.motogp.com





4226 m.

GRAN PREMIO PRAMAC DELL'EMILIA-ROMAGNA

Official Starting Grid

Race : 20 laps = 84.52 km



1	1 1'40.394 72 Taiyo FURUSATO Honda	2 1'40.453 80 David ALONSO CFMOTO	3 1'40.460 36 Angel PIQUERAS Honda
2	4 1'40.461 48 Ivan ORTOLA KTM	5 1'40.510 82 Stefano NEPA KTM	6 1'40.614 95 Collin VEIJER Husqvarna
3	7 1'40.677 31 Adrian FERNANDEZ Honda	8 1'40.713 64 David MUÑOZ KTM	9 1'40.744 99 Jose Antonio RUEDA KTM
4	10 1'40.772 66 Joel KELSO KTM	11 1'40.791 96 Daniel HOLGADO GASGAS	12 1'40.820 58 Luca LUNETTA Honda
5	13 1'41.228 7 Filippo FARIOLI Honda	14 1'41.256 18 Matteo BERTELLE Honda	15 1'41.556 6 Ryusei YAMANAKA KTM
6	16 1'41.704 19 Scott OGDEN Honda	17 1'41.894 24 Tatsuki SUZUKI Husqvarna	18 1'42.678 22 David ALMANSA Honda
7	19 1'41.658 12 Jacob ROULSTONE GASGAS	20 1'41.832 54 Riccardo ROSSI KTM	21 1'41.861 10 Nicola CARRARO KTM
8	22 1'41.903 78 Joel ESTEBAN CFMOTO	23 1'41.986 85 Xabi ZURUTUZA KTM	24 1'42.127 21 Vicente PEREZ Honda

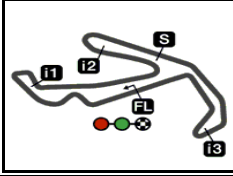
FIM MotoGP Stewards double long lap penalty for rider #64

The results are provisional until the end of the limit for protest and appeals and until the ratification of the Event Management Committee.

Time limit for protest expires 60' at the latest after publication of the results - Time:

These data/results cannot be reproduced, stored and/or transmitted in whole or in part by any manner of electronic, mechanical, photocopying, recording, broadcasting or otherwise now known or herein after developed without the previous express consent by the copyright owner, except for reproduction in daily press and regular printed publications on sale to the public within 60 days of the event related to those data/results and always provided that copyright symbol appears together as follows below.

© DORNA, 2024



4226 m.

GRAN PREMIO PRAMAC DELL'EMILIA-ROMAGNA

Official Starting Grid

Moto3™

Race : 20 laps = 84.52 km

9

25
1'42.200
55 Noah DETTWILER
KTM

26
1'42.725
5 Tatchakorn BUASRI
Honda

FIM MotoGP Stewards double long lap penalty for rider #64

The results are provisional until the end of the limit for protest and appeals and until the ratification of the Event Management Committee.

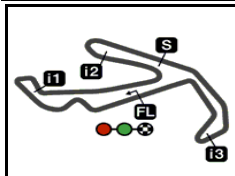
Time limit for protest expires 60' at the latest after publication of the results - Time:

These data/results cannot be reproduced, stored and/or transmitted in whole or in part by any manner of electronic, mechanical, photocopying, recording, broadcasting or otherwise now known or herein after developed without the previous express consent by the copyright owner, except for reproduction in daily press and regular printed publications on sale to the public within 60 days of the event related to those data/results and always provided that copyright symbol appears together as follows below.

© DORNA, 2024

Official MotoGP Timing by 
www.motogp.com





4226 m.

GRAN PREMIO PRAMAC DELL'EMILIA-ROMAGNA

Race

Top Speed & Average



Rider	Nation	Motorcycle	Top 5 speeds					Average	Top
24 Tatsuki SUZUKI	JPN	HUSQVARNA	215.1	214.7	214.2	214.2	214.2	214.4	215.1
99 Jose Antonio RUEDA	SPA	KTM	215.1	214.7	214.2	214.2	213.8	214.3	215.1
80 David ALONSO	COL	CFMOTO	214.7	213.8	212.5	212.1	211.7	212.8	214.7
6 Ryusei YAMANAKA	JPN	KTM	214.2	213.4	213.0	212.1	211.7	212.9	214.2
48 Ivan ORTOLA	SPA	KTM	214.2	214.2	214.2	213.4	213.0	213.8	214.2
95 Collin VEIJER	NED	HUSQVARNA	214.2	214.2	214.2	213.8	213.8	214.0	214.2
96 Daniel HOLGADO	SPA	GASGAS	214.2	213.0	212.5	212.5	212.5	212.9	214.2
85 Xabi ZURUTUZA	SPA	KTM	213.8	213.4	212.5	212.5	212.1	212.5	213.8
18 Matteo BERTELLE	ITA	HONDA	213.4	213.4	213.4	213.0	213.0	213.2	213.4
31 Adrian FERNANDEZ	SPA	HONDA	213.4	213.0	213.0	212.1	212.1	212.7	213.4
58 Luca LUNETTA	ITA	HONDA	213.4	213.0	212.5	212.5	212.5	212.8	213.4
66 Joel KELSO	AUS	KTM	213.4	213.4	213.4	213.4	213.0	213.2	213.4
78 Joel ESTEBAN	SPA	CFMOTO	213.4	213.4	213.0	212.1	211.7	212.6	213.4
82 Stefano NEPA	ITA	KTM	213.4	213.4	213.0	212.5	212.5	213.0	213.4
36 Angel PIQUERAS	SPA	HONDA	213.0	212.5	212.5	212.5	212.5	212.6	213.0
10 Nicola CARRARO	ITA	KTM	212.5	212.1	212.1	211.7	211.7	212.0	212.5
19 Scott OGDEN	GBR	HONDA	212.5	212.1	211.3	211.3	210.9	211.4	212.5
22 David ALMANSA	SPA	HONDA	212.5	210.5	210.1	210.1	209.7	210.4	212.5
72 Taiyo FURUSATO	JPN	HONDA	212.5	212.5	212.5	212.5	212.1	212.4	212.5
55 Noah DETTWILER	SWI	KTM	212.1	210.9	210.9	210.5	210.5	210.8	212.1
7 Filippo FARIOLI	ITA	HONDA	211.7	211.3	210.5	210.5	210.5	210.8	211.7
12 Jacob ROULSTONE	AUS	GASGAS	211.7	211.3	211.3	211.3	210.9	211.2	211.7
64 David MUÑOZ	SPA	KTM	210.5	210.5	209.7	209.7	209.7	210.0	210.5
54 Riccardo ROSSI	ITA	KTM	209.7	208.8	208.8	207.6	207.2	208.4	209.7
5 Tatchakorn BUASRI	THA	HONDA	203.3	200.7	192.8			198.9	203.3

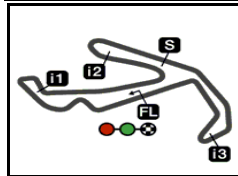
These data/results cannot be reproduced, stored and/or transmitted in whole or in part by any manner of electronic, mechanical, photocopying, recording, broadcasting or otherwise now known or herein after developed without the previous express consent by the copyright owner, except for reproduction in daily press and regular printed publications on sale to the public within 60 days of the event related to those data/results and always provided that copyright symbol appears together as follows below.

© DORNA, 2024

Official MotoGP Timing by TISSOT
www.motogp.com



Misano Adriatico, Sunday, September 22, 2024



4226 m.

GRAN PREMIO PRAMAC DELL'EMILIA-ROMAGNA

Race

Fastest Laps Sequence

Lap	Race Time	 Rider	Nation	Motorcycle	Time	Km/h	Riders's Lap
2	3'30.327	72 Taiyo FURUSATO	JPN	HONDA	1'41.783	149.4	2
2	3'30.435	36 Angel PIQUERAS	SPA	HONDA	1'41.575	149.7	2
2	3'30.593	96 Daniel HOLGADO	SPA	GASGAS	1'41.469	149.9	2
3	5'11.883	96 Daniel HOLGADO	SPA	GASGAS	1'41.290	150.1	3
5	8'36.255	58 Luca LUNETTA	ITA	HONDA	1'41.226	150.2	5
7	11'59.038	95 Collin VEIJER	NED	HUSQVARNA	1'41.176	150.3	7
8	13'40.393	31 Adrian FERNANDEZ	SPA	HONDA	1'41.157	150.3	8
8	13'41.348	24 Tatsuki SUZUKI	JPN	HUSQVARNA	1'41.101	150.4	8
10	17'03.626	66 Joel KELSO	AUS	KTM	1'41.022	150.5	10
11	18'43.918	80 David ALONSO	COL	CFMOTO	1'40.818	150.9	11
11	18'44.225	36 Angel PIQUERAS	SPA	HONDA	1'40.807	150.9	11
12	20'24.628	80 David ALONSO	COL	CFMOTO	1'40.710	151.0	12
12	20'24.767	96 Daniel HOLGADO	SPA	GASGAS	1'40.659	151.1	12
12	20'24.866	36 Angel PIQUERAS	SPA	HONDA	1'40.641	151.1	12
13	22'06.034	95 Collin VEIJER	NED	HUSQVARNA	1'40.629	151.1	13

These data/results cannot be reproduced, stored and/or transmitted in whole or in part by any manner of electronic, mechanical, photocopying, recording, broadcasting or otherwise now known or herein after developed without the previous express consent by the copyright owner, except for reproduction in daily press and regular printed publications on sale to the public within 60 days of the event related to those data/results and always provided that copyright symbol appears together as follows below.

© DORNA, 2024

Official MotoGP Timing by TISSOT
www.motogp.com



Misano Adriatico, Sunday, September 22, 2024