


4226 m.

GRAN PREMIO PRAMAC DELL'EMILIA-ROMAGNA

Practice Nr. 1

Classification

6

	Rider	Nation	Team	Motorcycle	Time	Lap	Total	Gap	Top Speed
1	31 Adrian FERNANDEZ	SPA	Leopard Racing	HONDA	1'41.071	14	17		211.3
2	96 Daniel HOLGADO	SPA	Red Bull GASGAS Tech3	GASGAS	1'41.181	14	17	0.110 0.110	212.1
3	36 Angel PIQUERAS	SPA	Leopard Racing	HONDA	1'41.203	14	15	0.132 0.022	210.5
4	95 Collin VEIJER	NED	Liqui Moly Husqvarna Intact GP	HUSQVARNA	1'41.253	13	16	0.182 0.050	210.5
5	24 Tatsuki SUZUKI	JPN	Liqui Moly Husqvarna Intact GP	HUSQVARNA	1'41.257	14	16	0.186 0.004	211.7
6	82 Stefano NEPA	ITA	LEVELUP - MTA	KTM	1'41.294	13	14	0.223 0.037	208.0
7	48 Ivan ORTOLA	SPA	MT Helmets - MSI	KTM	1'41.307	15	17	0.236 0.013	207.2
8	80 David ALONSO	COL	CFMOTO Gaviota Aspar Team	CFMOTO	1'41.315	16	18	0.244 0.008	212.5
9	99 Jose Antonio RUEDA	SPA	Red Bull KTM Ajo	KTM	1'41.433	18	18	0.362 0.118	209.3
10	7 Filippo FARIOLI	ITA	SIC58 Squadra Corse	HONDA	1'41.532	17	17	0.461 0.099	207.2
11	54 Riccardo ROSSI	ITA	CIP Green Power	KTM	1'41.537	14	14	0.466 0.005	210.1
12	6 Ryusei YAMANAKA	JPN	MT Helmets - MSI	KTM	1'41.602	12	16	0.531 0.065	210.5
13	66 Joel KELSO	AUS	BOE Motorsports	KTM	1'41.691	15	17	0.620 0.089	207.6
14	19 Scott OGDEN	GBR	FleetSafe Honda - MLav Racing	HONDA	1'41.733	15	16	0.662 0.042	209.7
15	58 Luca LUNETTA	ITA	SIC58 Squadra Corse	HONDA	1'41.751	16	17	0.680 0.018	207.6
16	18 Matteo BERTELLE	ITA	Kopron Rivacold Snipers Team	HONDA	1'41.821	13	13	0.750 0.070	208.0
17	10 Nicola CARRARO	ITA	LEVELUP - MTA	KTM	1'41.841	15	17	0.770 0.020	210.5
18	72 Taiyo FURUSATO	JPN	Honda Team Asia	HONDA	1'42.157	17	17	1.086 0.316	211.3
19	22 David ALMANSA	SPA	Kopron Rivacold Snipers Team	HONDA	1'42.243	15	15	1.172 0.086	209.7
20	64 David MUÑOZ	SPA	BOE Motorsports	KTM	1'42.464	14	14	1.393 0.221	210.9
21	78 Joel ESTEBAN	SPA	CFMOTO Gaviota Aspar Team	CFMOTO	1'42.578	15	16	1.507 0.114	210.9
22	85 Xabi ZURUTUZA	SPA	Red Bull KTM Ajo	KTM	1'42.700	13	15	1.629 0.122	211.7
23	12 Jacob ROULSTONE	AUS	Red Bull GASGAS Tech3	GASGAS	1'42.961	6	9	1.890 0.261	211.7
24	55 Noah DETTWILER	SWI	CIP Green Power	KTM	1'43.333	5	12	2.262 0.372	211.7
25	5 Tatchakorn BUASRI	THA	Honda Team Asia	HONDA	1'43.794	5	16	2.723 0.461	210.1
26	21 Vicente PEREZ	SPA	FleetSafe Honda - MLav Racing	HONDA	1'43.964	3	4	2.893 0.170	210.9

Practice condition: Dry

Air: 23°

Humidity: 62%

Ground: 32°

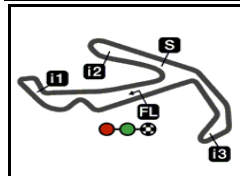
Fastest Lap:	Lap: 14	Adrian FERNANDEZ	1'41.071	150.5 Km/h
Best Race Lap:	2024	Angel PIQUERAS	1'40.856	150.8 Km/h
All-Time Lap Record:	2024	David ALONSO	1'40.184	151.8 Km/h

The results are provisional until the end of the limit for protest and appeals.

Time limit for protest expires 60' after publication of the results - Time:

These data/results cannot be reproduced, stored and/or transmitted in whole or in part by any manner of electronic, mechanical, photocopying, recording, broadcasting or otherwise now known or herein after developed without the previous express consent by the copyright owner, except for reproduction in daily press and regular printed publications on sale to the public within 60 days of the event related to those data/results and always provided that copyright symbol appears together as follows below.

© DORNA, 2024



4226 m.

GRAN PREMIO PRAMAC DELL'EMILIA-ROMAGNA

Practice Nr. 1

Top Speed & Average

8



Rider	Nation	Motorcycle	Top 5 speeds					Average	Top
80 David ALONSO	COL	CFMOTO	212.5	210.9	209.7	209.7	209.7	210.4	212.5
96 Daniel HOLGADO	SPA	GASGAS	212.1	210.9	209.7	209.7	209.3	210.3	212.1
12 Jacob ROULSTONE	AUS	GASGAS	211.7	208.8	208.0	208.0	207.6	208.8	211.7
24 Tatsuki SUZUKI	JPN	HUSQVARNA	211.7	210.9	210.5	209.7	208.8	210.1	211.7
55 Noah DETTWILER	SWI	KTM	211.7	210.1	209.7	208.8	208.4	209.7	211.7
85 Xabi ZURUTUZA	SPA	KTM	211.7	210.1	209.7	209.3	208.8	209.7	211.7
31 Adrian FERNANDEZ	SPA	HONDA	211.3	209.7	207.6	207.6	207.6	208.8	211.3
72 Taiyo FURUSATO	JPN	HONDA	211.3	210.1	208.8	208.8	207.2	209.2	211.3
21 Vicente PEREZ	SPA	HONDA	210.9	210.1	209.7	209.3		210.0	210.9
64 David MUÑOZ	SPA	KTM	210.9	209.7	209.3	208.8	208.8	209.5	210.9
78 Joel ESTEBAN	SPA	CFMOTO	210.9	210.1	209.7	209.7	209.7	210.0	210.9
6 Ryusei YAMANAKA	JPN	KTM	210.5	210.1	210.1	210.1	209.3	210.0	210.5
10 Nicola CARRARO	ITA	KTM	210.5	209.7	209.7	208.8	208.0	209.1	210.5
36 Angel PIQUERAS	SPA	HONDA	210.5	210.5	209.3	208.8	208.8	209.5	210.5
95 Collin VEIJER	NED	HUSQVARNA	210.5	210.1	208.0	207.6	206.5	208.2	210.5
5 Tatchakorn BUASRI	THA	HONDA	210.1	207.6	207.2	207.2	206.1	207.6	210.1
54 Riccardo ROSSI	ITA	KTM	210.1	208.8	208.4	208.4	207.6	208.5	210.1
19 Scott OGDEN	GBR	HONDA	209.7	209.7	209.3	208.4	207.6	208.4	209.7
22 David ALMANSA	SPA	HONDA	209.7	208.4	207.6	206.8	205.7	207.1	209.7
99 Jose Antonio RUEDA	SPA	KTM	209.3	208.4	208.4	208.0	207.6	208.1	209.3
18 Matteo BERTELLE	ITA	HONDA	208.0	207.6	206.8	206.1	206.1	206.8	208.0
82 Stefano NEPA	ITA	KTM	208.0	207.6	207.2	207.2	206.8	207.4	208.0
58 Luca LUNETTA	ITA	HONDA	207.6	207.2	206.8	206.8	206.5	207.0	207.6
66 Joel KELSO	AUS	KTM	207.6	207.2	206.8	206.8	206.8	207.0	207.6
7 Filippo FARIOLI	ITA	HONDA	207.2	206.5	206.1	205.7	204.9	205.9	207.2
48 Ivan ORTOLA	SPA	KTM	207.2	207.2	206.5	206.5	206.5	206.7	207.2

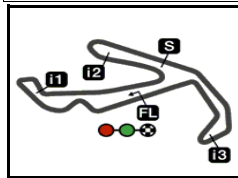
These data/results cannot be reproduced, stored and/or transmitted in whole or in part by any manner of electronic, mechanical, photocopying, recording, broadcasting or otherwise now known or herein after developed without the previous express consent by the copyright owner, except for reproduction in daily press and regular printed publications on sale to the public within 60 days of the event related to those data/results and always provided that copyright symbol appears together as follows below.

© DORNA, 2024

Official MotoGP Timing by TISSOT
www.motogp.com



Misano Adriatico, Friday, September 20, 2024



4226 m.

GRAN PREMIO PRAMAC DELL'EMILIA-ROMAGNA

Practice Nr. 1

Chronological Analysis of Performances

9

* Lap / Sector time cancelled

T1 Time from finish line to 1st intermediate

T3 Time from 2nd intermed. to 3rd intermed.

P Crossing the finish line in pit lane

T2 Time from 1st intermed. to 2nd intermed.

T4 Time from 3rd intermediate to finish line

Lap	Lap Time	T1	T2	T3	T4	Speed	Lap	Lap Time	T1	T2	T3	T4	Speed	
1st	31	Adrian FERNANDEZ Leopard Racing SPA						4	1'42.807	27.577	24.202	28.314	22.714	207.6
		Runs=2 Total laps=17 Full laps=14 Valid laps=10						5	1'42.199	27.319	24.080	28.167	22.633	209.3
1	2'33.568	33.518	25.151	29.135	24.147	207.6	6	1'42.697	27.641	24.204	28.286	22.566	208.0	
2	1'43.109	27.562	24.385	28.366	22.796	211.3	7	1'42.412 *	27.216	24.192	28.319	22.685*	210.5	
3	1'42.676	27.412	24.177	28.469	22.618	209.7	8	1'42.602	27.393	24.173	28.388	22.648	206.8	
4	1'42.610	27.430	24.282	28.455	22.443	207.6	9	1'42.063 *	26.72*	24.341	28.313	22.689	208.4	
5	1'42.032	27.209	23.959	28.382	22.482	207.6	10	1'48.308	31.440	25.121	28.599	23.148	208.0	
6	1'42.818 *	27.549	24.193	28.607*	22.469	203.3	11	1'38.252 P	27.405	24.235	29.422*	17.190	200.0	
7	1'42.185	27.165	24.075	28.533	22.412	203.3	12	2'04.240	47.671	25.163	28.774	22.632	204.1	
8	1'42.026	27.147	24.003	28.487	22.389	204.5	13	1'41.310	26.949	23.919	28.047	22.395	208.8	
9	1'42.388 *	27.352	24.183	28.412	22.441*	204.9	14	1'41.203	26.787	23.848	28.122	22.446	210.5	
10	1'41.687	27.064	23.933	28.300	22.390	204.1	15	1'47.826 *	31.810	24.979	28.451	22.586*	208.0	
11	1'41.834	27.124	24.000	28.377	22.333	204.1								
12	1'38.098 P	27.152	24.001	28.425	18.520	203.7	4th	95	Collin VEIJER Liqui Moly Husqvarna NED					
13	1'49.646	34.270	24.456	28.502	22.418	205.3			Runs=2 Total laps=16 Full laps=13 Valid laps=13					
14	1'41.071	26.843	23.744	28.237	22.247	204.9	1	3'40.466 *	33.930	25.791	29.236	23.373*	204.5	
15	1'41.254	26.945	23.775	28.230	22.304	205.3	2	1'44.316	27.893	24.702	28.767	22.954	206.1	
16	1'41.869 *	27.010	24.057	28.334	22.468*	204.9	3	1'43.112	27.527	24.361	28.390	22.834	206.5	
17	1'42.061 *	27.140	24.008	28.442	22.471*	204.9	4	1'42.691	27.358	24.287	28.363	22.683	206.1	
	unfinished	27.056					5	1'42.400	27.253	24.151	28.298	22.698	206.5	
							6	1'42.179	27.195	24.162	28.279	22.543	205.7	
2nd	96	Daniel HOLGADO Red Bull GASGAS Te SPA						7	1'41.892	27.114	23.993	28.208	22.577	205.7
		Runs=2 Total laps=17 Full laps=14 Valid laps=10						8	1'42.049	27.123	24.100	28.234	22.592	206.1
1	2'36.570	33.088	25.331	29.066	23.308	206.5	9	1'38.123 P	27.266	24.105	29.063	17.689	204.9	
2	1'43.739	27.922	24.580	28.443	22.794	208.4	10	1'57.356	38.603	25.763	29.850	23.140	203.0	
3	1'42.665	27.493	24.341	28.150	22.681	209.7	11	1'43.022	27.358	24.350	28.676	22.638	205.7	
4	1'42.083	27.435	24.056	27.988	22.604	210.9	12	1'41.768	27.153	23.923	28.176	22.516	207.6	
5	1'41.957	27.286	23.980	28.037	22.654	209.7	13	1'41.253	26.969	23.944	27.999	22.341	210.5	
6	1'41.896 *	27.141	24.046	28.065	22.644*	212.1	14	1'41.312	26.971	23.833	28.050	22.458	210.1	
7	1'41.892	27.310	24.039	27.968	22.575	209.3	15	1'41.258	26.996	23.845	28.078	22.339	208.0	
8	1'41.873	27.185	24.031	28.175	22.482	207.2	16	1'49.507	32.985	24.500	28.813	23.209	204.5	
9	1'43.285 *	27.926	24.380	28.417	22.562*	206.1								
10	1'42.054 *	27.178	24.055	28.262	22.559*	206.8	5th	24	Tatsuki SUZUKI Liqui Moly Husqvarna JPN					
11	1'38.376 P	27.316	24.257	28.800*	18.003	204.9			Runs=2 Total laps=16 Full laps=13 Valid laps=11					
12	1'50.183	33.836	24.936	28.639	22.772	206.1	1	2'35.718	34.341	25.786	29.818	22.859	203.0	
13	1'41.684	27.098	24.026	28.084	22.476	208.0	2	1'48.907	29.572	25.662	30.512	23.161	208.8	
14	1'41.181	26.875	23.917	28.028	22.361	208.0	3	1'42.925 *	27.727	24.186	28.320	22.692*	210.5	
15	1'41.359	26.983	23.919	28.017	22.440	208.8	4	1'42.542	27.421	24.020	28.395	22.706	209.7	
16	1'42.788 *	27.011	23.904	29.164*	22.709	198.1	5	1'42.420	27.406	24.053	28.321	22.640	211.7	
17	1'48.762	32.593	25.016	28.563	22.590	208.4	6	1'42.033 *	27.042	23.986	28.218*	22.787	210.9	
							7	1'41.873	27.040	24.109	28.215	22.509	208.4	
3rd	36	Angel PIQUERAS Leopard Racing SPA						8	1'41.674	27.024	23.999	28.225	22.426	207.6
		Runs=2 Total laps=15 Full laps=12 Valid laps=7						9	1'42.914	27.603	24.623	28.245	22.443	207.6
1	2'35.450	34.678	25.735	29.509	23.177	205.3	10	1'44.687 P	33.01*	24.949	28.604	18.124	208.8	
2	1'49.078 *	31.531	25.313	29.069	23.165*	208.8	11	1'48.149	31.734	25.005	28.746	22.664	206.5	
3	1'43.593 *	27.990	24.409	28.397	22.797*	208.8	12	1'42.171	27.083	24.017	28.423	22.648	206.5	

Fastest Lap: Adrian FERNANDEZ Leopard Racing SPA **1'41.071** 26.843 23.744 28.237 22.247

These data/results cannot be reproduced, stored and/or transmitted in whole or in part by any manner of electronic, mechanical, photocopying, recording, broadcasting or otherwise now known or herein after developed without the previous express consent by the copyright owner, except for reproduction in daily press and regular printed publications on sale to the public within 60 days of the event related to those data/results and always provided that copyright symbol appears together as follows below.
© DORNA, 2024

Practice Nr. 1

Moto3

Lap	Lap Time	T1	T2	T3	T4	Speed	Lap	Lap Time	T1	T2	T3	T4	Speed
13	1'41.443	27.053	23.991	28.093	22.306	208.4	13	1'50.073	33.407	25.139	28.948	22.579	205.7
14	1'41.257	26.818	23.927	28.155	22.357	207.6	14	1'42.226	27.104	23.950	28.649	22.523	206.5
15	1'42.468	26.909	24.204	28.636	22.719	203.0	15	1'41.406	27.012	23.859	28.255	22.280	208.0
16	1'42.298	27.114	24.167	28.235	22.782	206.8	16	1'41.315	26.845	23.810	28.307	22.353	206.8
6th 82 Stefano NEPA LEVELUP - MTA ITA Runs=2 Total laps=14 Full laps=11 Valid laps=9							17	1'44.343	26.899	25.769	28.916	22.759	205.3
							18	1'41.319	26.891	23.804	28.159	22.465	207.6
1	2'59.351	45.146	25.481	30.818	23.463	200.0	9th 99 Jose Antonio RUED Red Bull KTM Ajo SPA Runs=2 Total laps=18 Full laps=15 Valid laps=13						
2	1'44.256	27.790	24.627	28.721	23.118	204.5	1	2'30.612	33.546	25.585	29.428	23.558	207.6
3	1'43.155 *	27.349	24.298	28.602*	22.906	204.1	2	1'44.262	27.883	24.679	28.735	22.965	206.1
4	1'42.783	27.231	24.222	28.505	22.825	204.9	3	1'43.533 *	27.838	24.291	28.616	22.788	206.5
5	1'43.001 *	27.28*	24.249	28.598	22.865	204.1	4	1'42.943	27.533	24.166	28.492	22.752	208.4
6	1'42.575	27.214	24.142	28.471	22.748	204.5	5	1'42.663	27.356	24.185	28.445	22.677	206.1
7	1'51.226	29.308	25.271	31.147	25.500	192.1	6	1'47.473	27.799	24.448	32.146	23.080	206.8
8	1'42.151	27.217	24.108	28.189	22.637	207.6	7	1'42.453	27.330	24.060	28.362	22.701	208.0
9	1'35.437 P	27.154	24.144	28.239	15.900	206.8	8	1'42.432	27.325	24.123	28.333	22.651	208.4
10	2'08.608	51.936	24.947	28.630	23.095	207.2	9	1'42.331	27.135	24.276	28.289	22.631	209.3
11	1'41.778	27.135	23.888	28.188	22.567	207.2	10	1'42.740	27.351	24.207	28.486	22.696	206.8
12	1'41.942	27.029	23.887	28.274	22.752	205.7	11	1'42.275	27.244	24.058	28.405	22.568	206.1
13	1'41.294	27.029	23.774	28.143	22.348	208.0	12	1'42.648 *	27.353	24.064	28.570	22.661*	205.7
14	1'41.814	27.026	23.981	28.258	22.549	204.9	13	1'40.505 P	27.287	24.042	29.861*	19.315	206.1
7th 48 Ivan ORTOLA MT Helmets - MSI SPA Runs=2 Total laps=17 Full laps=14 Valid laps=11							14	2'04.117 *	48.178	24.522	28.709	22.708*	206.8
1	3'09.937	34.272	25.424	29.281	23.063	203.7	15	1'41.680	27.080	23.880	28.320	22.400	207.2
2	1'43.350	27.518	24.374	28.627	22.831	205.3	16	1'42.373	27.091	24.063	28.340	22.879	207.6
3	1'42.476	27.194	24.264	28.387	22.631	206.5	17	1'41.861	27.086	23.955	28.304	22.516	206.8
4	1'42.033	27.081	24.010	28.225	22.717	207.2	18	1'41.433	27.021	23.896	28.125	22.391	207.6
5	1'42.307 *	27.04*	24.239	28.341	22.679	206.5	10th 7 Filippo FARIOLI SIC58 Squadra Corse ITA Runs=2 Total laps=17 Full laps=14 Valid laps=12						
6	1'42.585	27.068	24.391	28.438	22.688	205.3	1	2'37.637	33.299	25.326	29.093	23.074	203.3
7	1'42.665	27.186	24.252	28.445	22.782	206.1	2	1'44.473	27.957	24.777	28.839	22.900	203.7
8	1'42.682	27.213	24.290	28.483	22.696	204.9	3	1'43.354	27.539	24.507	28.513	22.795	203.7
9	1'42.354	27.033	24.198	28.422	22.701	206.5	4	1'42.683	27.354	24.263	28.340	22.726	204.9
10	1'42.627 *	27.014	24.273	28.507*	22.833*	204.9	5	1'42.707	27.311	24.255	28.431	22.710	205.7
11	1'38.440 P	27.137	24.295	28.533	18.475	204.5	6	1'56.536	35.189	27.936	30.144	23.267	196.7
12	1'49.929	33.949	24.866	28.495	22.619	205.7	7	1'43.550 *	27.475	24.442	28.835	22.798*	201.1
13	1'41.590	26.827	24.125	28.103	22.535	206.1	8	1'43.049	27.281	24.264	28.757	22.747	202.2
14	1'41.376	26.730	24.024	28.074	22.548	207.2	9	1'42.510 *	27.124	24.273	28.524	22.589*	202.6
15	1'41.307	26.743	24.015	28.073	22.476	206.5	10	1'42.688	27.328	24.079	28.405	22.876	203.3
16	1'42.047 *	26.905	24.080	28.101	22.961*	206.1	11	1'42.888	27.285	24.244	28.704	22.655	201.4
17	1'42.296	27.151	24.251	28.193	22.701	205.3	12	1'37.270 P	27.198	24.362	28.730*	16.980	201.4
8th 80 David ALONSO CFMOTO Gaviota Asp COL Runs=2 Total laps=18 Full laps=15 Valid laps=12							13	2'07.806	51.845	24.643	28.563	22.755	203.7
1	4'24.344	33.691	25.279	29.109	23.202	207.6	14	1'41.673	26.972	24.009	28.248	22.444	206.5
2	1'43.130 *	27.713	24.108	28.505	22.804*	208.4	15	1'42.363	27.049	24.058	28.494	22.762	207.2
3	1'42.518 *	27.322	24.004	28.462	22.730*	208.0	16	1'41.767	27.068	23.990	28.219	22.490	206.1
4	1'42.114	27.321	23.897	28.244	22.652	210.9	17	1'41.532	27.060	23.945	28.185	22.342	204.9
5	1'41.704	27.192	23.834	28.186	22.492	209.7	11th 54 Riccardo ROSSI CIP Green Power ITA Runs=2 Total laps=14 Full laps=11 Valid laps=6						
6	1'41.455	26.986	23.778	28.293	22.398	209.7	1	2'34.217	34.588	26.148	29.532	26.737	208.8
7	1'41.951	27.101	23.897	28.258	22.695	212.5	2	1'44.958 *	27.870	24.956	28.838	23.294*	204.9
8	1'41.898 *	27.075	24.001	28.268	22.554*	209.7	3	1'43.539	27.474	24.582	28.554	22.929	206.1
9	1'42.501	27.280	24.064	28.467	22.690	209.7	4	1'43.341	27.549	24.378	28.443	22.971	208.4
10	1'44.080	28.288	24.526	28.553	22.713	207.6	5	1'42.740	27.360	24.252	28.349	22.779	207.6
11	1'41.978	27.258	23.850	28.426	22.444	206.5	6	1'50.058 *	32.290	25.646	28.974	23.148*	203.7
12	1'41.247 P	27.052	23.755	29.598*	20.842	207.2							

Fastest Lap: Adrian FERNANDEZ Leopard Racing SPA 1'41.071 26.843 23.744 28.237 22.247

These data/results cannot be reproduced, stored and/or transmitted in whole or in part by any manner of electronic, mechanical, photocopying, recording, broadcasting or otherwise now known or herein after developed without the previous express consent by the copyright owner, except for reproduction in daily press and regular printed publications on sale to the public within 60 days of the event related to those data/results and always provided that copyright symbol appears together as follows below.
© DORNA, 2024

Practice Nr. 1

Moto3

Lap	Lap Time	T1	T2	T3	T4	Speed	Lap	Lap Time	T1	T2	T3	T4	Speed
7	1'43.763 *	27.556	24.542	28.694*	22.971	204.9	6	1'48.031	28.940	24.516	29.338	25.237	203.0
8	1'44.194	27.597	24.653	28.863	23.081	203.7	7	1'42.898	27.314	24.308	28.366	22.910	208.4
9	1'43.350 *	27.401	24.440	28.624	22.885*	205.3	8	1'42.703	27.337	24.121	28.415	22.830	207.6
10	1'47.554 P	29.435	26.295	32.310	19.514	178.2	9	1'42.759	27.444	24.254	28.368	22.693	207.2
11	2'06.375	49.936	24.897	28.689	22.853	210.1	10	1'42.986	27.329	24.265	28.398	22.994	207.6
12	1'41.750	26.982	24.030	28.141	22.597	207.6	11	1'45.156 P	31.97*	25.097	29.398	18.690	204.9
13	1'45.076 *	26.998	24.399	31.161	22.518*	204.9	12	2'10.822	53.912	24.842	28.999	23.069	205.7
14	1'41.537	26.886	23.983	28.136	22.532	208.4	13	1'42.201	27.169	24.198	28.179	22.655	209.3
	PIT	32.317	26.411	30.590	20.210	201.8	14	1'42.147	27.254	24.044	28.231	22.618	207.6

12th 6 Ryusei YAMANAKA MT Helmets - MSI JPN
Runs=2 Total laps=16 Full laps=13 Valid laps=10

1	2'30.865	36.215	26.207	29.438	23.644	208.8
2	1'44.704 *	27.927	25.040	28.875	22.862*	210.1
3	1'43.418	27.712	24.265	28.523	22.918	210.5
4	1'43.352 *	27.451	24.440	28.766	22.695*	210.1
5	1'42.466	27.164	24.221	28.359	22.722	209.3
6	1'43.327	27.277	24.287	28.946	22.817	204.5
7	1'48.323	27.261	24.432	30.319	26.311	204.1
8	1'45.830	27.856	24.714	30.539	22.721	207.2
9	1'42.779 *	27.748	24.217	28.251	22.563*	208.0
10	1'37.596 P	27.169	24.373	28.280	17.774	210.1
11	1'49.869	33.974	24.792	28.503	22.600	208.0
12	1'41.602	26.920	24.165	28.071	22.446	208.4
13	1'41.750	26.842	24.140	28.214	22.554	206.8
14	1'41.701	26.822	24.161	28.208	22.510	205.7
15	1'42.312	27.151	24.228	28.387	22.546	204.9
16	1'41.882	27.022	24.086	28.202	22.572	205.7

13th 66 Joel KELSO BOE Motorsports AUS
Runs=2 Total laps=17 Full laps=14 Valid laps=9

1	3'00.431	35.134	26.522	30.217	23.428	192.1
2	1'44.711	28.026	24.794	28.829	23.062	205.3
3	1'43.401 *	27.458	24.301	28.651	22.991	206.5
4	1'42.304	27.249	24.136	28.180	22.739	207.2
5	1'43.300 *	27.29*	24.115	28.962	22.929	201.8
6	1'42.506	27.169	24.165	28.179	22.993	206.1
7	1'49.246	27.295	24.928	34.301	22.722	205.7
8	1'42.379	27.168	24.232	28.306	22.673	207.6
9	1'44.732 *	29.22*	24.525	28.301	22.677	206.8
10	1'41.682 P	28.519	25.476	29.947	17.740	197.4
11	1'50.760 *	34.150	25.083	28.583	22.944*	204.5
12	1'41.910	27.072	24.058	28.216	22.564	206.8
13	1'41.947	26.949	24.172	28.226	22.600	205.7
14	1'47.295 *	30.18*	26.330	28.230	22.553	206.8
15	1'41.691	27.007	24.031	28.138	22.515	206.5
16	1'41.766 *	27.006	24.004	28.188	22.568*	206.8
17	1'44.537	27.083	24.495	30.066	22.893	191.4

14th 19 Scott OGDEN FleetSafe Honda - ML GBR
Runs=2 Total laps=16 Full laps=13 Valid laps=13

1	2'34.019	34.861	25.372	29.126	23.870	204.9
2	1'43.755	27.563	24.429	28.867	22.896	206.1
3	1'44.325	28.035	24.419	28.738	23.133	209.7
4	1'43.268	27.521	24.294	28.459	22.994	207.6
5	1'43.014	27.471	24.237	28.531	22.775	209.7

15th 58 Luca LUNETTA SIC58 Squadra Corse ITA
Runs=2 Total laps=17 Full laps=14 Valid laps=12

1	2'31.641	33.914	26.206	29.375	23.613	207.2
2	1'45.309	28.129	24.926	28.825	23.429	205.3
3	1'44.327 *	27.802	24.691	28.859	22.975*	206.5
4	1'43.480	27.627	24.382	28.623	22.848	204.5
5	1'42.759	27.436	24.191	28.406	22.726	206.8
6	1'44.254	27.337	24.277	29.591	23.049	186.8
7	1'42.807	27.456	24.263	28.451	22.637	205.7
8	1'42.483	27.216	24.132	28.492	22.643	205.7
9	1'42.297	27.111	24.258	28.321	22.607	206.8
10	1'42.375	27.220	24.206	28.322	22.627	207.6
11	1'44.331	27.377	24.846	29.287	22.821	205.7
12	1'42.323	27.241	24.107	28.467	22.508	203.3
13	1'45.594 P	27.082	24.093	34.626*	19.793	171.7
14	2'09.054	52.709	24.984	28.698	22.663	204.1
15	1'45.155	29.968	24.245	28.347	22.595	206.1
16	1'41.751	27.043	23.989	28.247	22.472	204.5
17	1'44.413 *	26.888	23.987	30.942*	22.596*	177.9

16th 18 Matteo BERTELLE Kopron Rivacold Snip ITA
Runs=2 Total laps=13 Full laps=10 Valid laps=8

1	2'31.785	34.897	26.219	30.737	23.643	206.1
2	1'45.320	28.258	24.722	29.068	23.272	206.1
3	1'44.441 *	27.885	24.700	28.851	23.005*	208.0
4	1'43.402	27.589	24.340	28.666	22.807	206.1
5	1'43.365	27.720	24.268	28.512	22.865	206.8
6	1'46.533 *	28.839	25.080	29.695*	22.919	199.6
7	1'43.366	27.461	24.288	28.689	22.928	204.5
8	1'43.122	27.596	24.200	28.585	22.741	204.9
9	1'43.146	27.358	24.311	28.670	22.807	204.5
10	1'43.057	27.481	24.156	28.552	22.868	204.5
11	1'43.401 P	30.46*	25.675	29.676	17.587	199.6
12	2'05.431 *	49.287	24.769	28.692	22.683*	205.3
13	1'41.821	26.996	24.184	28.133	22.508	207.6
	PIT	27.008	24.474	33.121	18.634	188.1

17th 10 Nicola CARRARO LEVELUP - MTA ITA
Runs=2 Total laps=17 Full laps=14 Valid laps=9

1	2'24.954	38.634	25.793	29.365	23.827	204.1
2	1'44.981 *	27.965	24.889	28.859	23.268*	205.7
3	1'44.733	27.791	24.640	28.981	23.321	206.8
4	1'47.109 *	27.793	24.532	29.051	25.733*	204.5
5	1'43.262	27.586	24.225	28.356	23.095	209.7

Fastest Lap: Adrian FERNANDEZ Leopard Racing SPA **1'41.071** 26.843 23.744 28.237 22.247

These data/results cannot be reproduced, stored and/or transmitted in whole or in part by any manner of electronic, mechanical, photocopying, recording, broadcasting or otherwise now known or herein after developed without the previous express consent by the copyright owner, except for reproduction in daily press and regular printed publications on sale to the public within 60 days of the event related to those data/results and always provided that copyright symbol appears together as follows below.
© DORNA, 2024

Practice Nr. 1

Moto3

Lap	Lap Time	T1	T2	T3	T4	Speed	Lap	Lap Time	T1	T2	T3	T4	Speed
6	1'43.364	27.421	24.267	28.779	22.897	206.8	4	1'42.586 *	27.453	24.089	28.428	22.616*	209.7
7	1'42.866	27.578	24.212	28.356	22.720	208.8	5	1'42.533	27.414	24.177	28.371	22.571	210.9
8	1'44.560 *	27.459	24.109	29.996*	22.996	194.2	6	1'42.470	27.316	24.081	28.543	22.530	208.8
9	1'42.987 *	27.475	24.228	28.669	22.615*	205.7	7	1'41.389 P	27.314	24.372	32.680	17.023	199.6
10	1'43.026 *	27.363	24.370	28.469	22.824*	210.5	8	1'54.051 *	36.139	24.924	28.954	24.034*	206.5
11	1'42.861	27.571	24.049	28.534	22.707	206.1	9	1'43.259	27.542	24.185	28.868	22.664	204.9
12	1'41.273 P	28.79*	24.260	29.897	18.319	204.1	10	1'40.377 P	28.08*	24.872	29.749	17.674	199.6
13	2'11.357	55.025	24.875	28.785	22.672	208.0	11	1'56.041	37.683	25.524	29.702	23.132	205.3
14	1'44.749	29.452	24.254	28.396	22.647	209.7	12	1'40.158 P	28.044	25.160	29.807	17.147	200.7
15	1'41.841	27.128	24.004	28.187	22.522	208.0	13	2'02.862 *	39.397	26.698	33.849*	22.918	204.9
16	1'42.415	27.137	23.980	28.385	22.913	207.2	14	1'42.464	27.125	24.167	28.604	22.568	206.1
17	1'48.600	30.770	24.921	28.852	24.057	204.9							

18th		72	Taiyo FURUSATO	Honda Team Asia	JPN	Runs=2	Total laps=17	Full laps=14	Valid laps=10
1	2'24.034	36.002	25.757	29.837	23.369	201.1			
2	1'45.498 *	28.233	24.708	29.273*	23.284	201.1			
3	1'44.762	27.999	24.554	29.057	23.152	203.0			
4	1'48.687 *	27.830	25.974	30.882	24.001*	196.0			
5	1'43.155	27.590	24.323	28.581	22.661	210.1			
6	1'45.703 *	27.496	24.134	28.472	25.601*	208.8			
7	1'42.945	27.631	24.139	28.526	22.649	208.8			
8	1'42.564	27.304	24.131	28.514	22.615	211.3			
9	1'45.798 *	28.327	24.748	28.621	24.102*	207.2			
10	1'39.189 P	27.588	24.488	28.667	18.446	204.5			
11	1'50.669	34.199	24.767	28.875	22.828	202.6			
12	1'42.408	27.267	24.151	28.521	22.469	204.5			
13	1'42.477	27.163	24.190	28.467	22.657	203.7			
14	1'42.440	27.220	24.104	28.485	22.631	204.5			
15	1'42.685	27.154	24.216	28.370	22.945	204.5			
16	1'42.293	27.247	24.093	28.372	22.581	204.5			
17	1'42.157	27.110	24.125	28.399	22.523	203.3			

21st		78	Joel ESTEBAN	CFMOTO Gaviota Asp SPA	Runs=2	Total laps=16	Full laps=13	Valid laps=8	
1	2'30.033	36.640	26.356	30.493	23.762	197.8			
2	1'46.159 *	28.348	25.296	29.056	23.459*	210.9			
3	1'45.572 *	28.291	25.134	29.095	23.052*	209.7			
4	1'45.121 *	28.837	24.543	28.677	23.064*	208.0			
5	1'44.229 *	27.697	24.545	28.616	23.371*	208.4			
6	1'43.724	27.717	24.261	28.530	23.216	209.7			
7	1'43.858	27.691	24.402	28.574	23.191	209.7			
8	1'43.230	27.593	24.196	28.582	22.859	208.4			
9	1'44.369 *	28.280	24.593	28.575	22.921*	210.1			
10	1'43.567	27.510	24.422	28.696	22.939	207.6			
11	1'40.042 P	28.107	24.789	29.779	17.367	201.1			
12	1'49.942 *	33.074	24.818	28.912	23.138*	204.5			
13	1'43.741	27.770	24.489	28.648	22.834	206.5			
14	1'43.823	27.453	24.328	28.573	23.469	206.5			
15	1'42.578	27.311	24.208	28.376	22.683	208.0			
16	1'45.860	29.406	24.597	28.918	22.939	205.3			

19th		22	David ALMANSA	Kopron Rivacold Snip	SPA	Runs=2	Total laps=15	Full laps=12	Valid laps=12
1	2'32.189	35.303	26.164	31.201	23.862	203.7			
2	1'45.186	28.287	24.793	28.842	23.264	208.4			
3	1'44.515	28.012	24.631	28.849	23.023	209.7			
4	1'46.725	29.652	24.744	28.889	23.440	204.1			
5	1'43.822	27.660	24.458	28.656	23.048	205.7			
6	1'43.368	27.540	24.263	28.543	23.022	205.7			
7	1'43.087	27.621	24.309	28.478	22.679	206.8			
8	1'43.964	27.575	24.129	29.346	22.914	196.7			
9	1'42.894	27.576	24.254	28.387	22.677	207.6			
10	1'43.035	27.474	24.187	28.652	22.722	205.3			
11	1'43.509 P	30.76*	25.050	29.619	18.071	199.2			
12	1'49.986	33.563	24.938	28.725	22.760	203.0			
13	1'42.699	27.289	24.210	28.419	22.781	204.9			
14	1'42.503	27.155	24.130	28.534	22.684	204.1			
15	1'42.243	27.093	24.113	28.365	22.672	205.7			

22nd		85	Xabi ZURUTUZA	Red Bull KTM Ajo	SPA	Runs=2	Total laps=15	Full laps=12	Valid laps=8
1	2'30.983	39.567	26.342	31.104	23.998	197.4			
2	1'44.444	27.981	24.801	28.789	22.873	208.8			
3	1'44.210	27.987	24.335	28.826	23.062	208.0			
4	1'43.740	27.583	24.360	28.551	23.246	209.3			
5	1'43.088	27.623	24.218	28.430	22.817	211.7			
6	1'43.903 *	27.839	24.172	28.559	23.333*	208.0			
7	1'43.860 *	27.24*	24.734	29.133	22.749	208.4			
8	1'43.375	27.327	24.490	28.817	22.741	209.7			
9	1'45.932 *	27.929	25.022	28.656	24.325*	210.1			
10	1'39.548 P	27.568	24.366	29.787*	17.827	208.4			
11	1'51.382 *	33.803	25.680	28.903	22.996*	205.7			
12	1'43.259	27.623	24.377	28.436	22.823	208.0			
13	1'42.700	27.327	24.184	28.351	22.838	208.8			
14	1'42.954	27.448	24.268	28.487	22.751	205.7			
15	1'45.310 *	28.90*	24.861	28.624	22.916	206.5			

20th		64	David MUÑOZ	BOE Motorsports	SPA	Runs=4	Total laps=14	Full laps=7	Valid laps=6
1	2'33.196	42.420	26.607	32.260	24.176	208.4			
2	1'44.237	28.213	24.506	28.817	22.701	209.3			
3	1'43.355	27.727	24.333	28.564	22.731	208.8			

23rd		12	Jacob ROULSTONE	Red Bull GASGAS Te	AUS	Runs=2	Total laps=9	Full laps=6	Valid laps=5
1	2'30.697	36.350	26.227	30.477	24.722	199.6			
2	1'44.632	27.964	24.793	28.845	23.030	207.2			
3	1'43.749	27.705	24.359	28.595	23.090	207.2			
4	1'43.761 *	27.582	24.296	28.940	22.943*	211.7			
5	1'43.088	27.367	24.320	28.585	22.816	208.0			

Fastest Lap: Adrian FERNANDEZ Leopard Racing SPA **1'41.071** 26.843 23.744 28.237 22.247

These data/results cannot be reproduced, stored and/or transmitted in whole or in part by any manner of electronic, mechanical, photocopying, recording, broadcasting or otherwise now known or herein after developed without the previous express consent by the copyright owner, except for reproduction in daily press and regular printed publications on sale to the public within 60 days of the event related to those data/results and always provided that copyright symbol appears together as follows below.
© DORNA, 2024

Practice Nr. 1

Moto3

Lap	Lap Time	T1	T2	T3	T4	Speed	Lap	Lap Time	T1	T2	T3	T4	Speed
6	1'42.961	27.482	24.243	28.445	22.791	208.8							
7	1'43.233	27.545	24.173	28.618	22.897	208.0							
8	1'36.682 P	27.419	24.222	28.692	16.349	207.6							
9	1'53.696 *	34.694	25.599	29.952*	23.451*	200.3							
	unfinished	27.594	24.449	29.145		202.2							

24th 55 **Noah DETTWILER** CIP Green Power SWI
 Runs=3 Total laps=12 Full laps=7 Valid laps=5

1	2'32.465	39.343	26.308	34.644	23.969	205.3
2	1'45.265	28.274	24.906	28.893	23.192	208.8
3	1'44.590	28.329	24.547	28.748	22.966	208.4
4	1'43.517	27.734	24.348	28.597	22.838	209.7
5	1'43.333	27.461	24.479	28.600	22.793	211.7
6	1'48.212 *	27.600	28.778	28.730	23.104*	210.1
7	1'43.921 *	27.609	24.591	28.741	22.980*	207.6
8	1'40.541 P	27.825	26.745	29.142	16.829	207.6
9	1'50.710 *	32.742	25.337	29.079	23.552*	203.3
10	1'41.204 P	27.916	25.225*	31.141*	16.922	188.4
11	5'40.232	4'13.945	32.125	30.631	23.531	186.5
12	1'44.567	27.823	24.776	29.005	22.963	205.7

25th 5 **Tatchakorn BUASRI** Honda Team Asia THA
 Runs=2 Total laps=16 Full laps=13 Valid laps=11

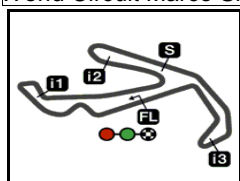
1	2'34.263	36.015	26.365	30.789	27.347	197.8
2	1'46.082 *	28.461	24.803	29.384	23.434*	204.1
3	1'44.390	28.020	24.375	28.818	23.177	206.1
4	1'44.548	27.958	24.615	28.684	23.291	207.2
5	1'43.794	27.885	24.272	28.727	22.910	210.1
6	1'46.139 *	27.936	24.386	28.692*	25.125*	207.6
7	1'44.029	27.754	24.496	28.850	22.929	207.2
8	1'44.421	27.637	24.581	29.084	23.119	204.5
9	1'44.197	27.614	24.522	28.933	23.128	204.9
10	1'48.144 P	30.60*	27.550	31.272	18.717	190.4
11	1'51.606	34.325	25.158	29.024	23.099	203.7
12	1'44.766	27.828	24.754	29.045	23.139	202.2
13	1'44.752	27.883	24.492	29.142	23.235	202.6
14	1'44.872	27.824	24.705	29.197	23.146	201.4
15	1'44.930	27.979	24.642	29.225	23.084	201.1
16	1'44.715	27.907	24.613	28.996	23.199	203.0

26th 21 **Vicente PEREZ** FleetSafe Honda - ML SPA
 Runs=1 Total laps=4 Full laps=3 Valid laps=1

1	2'31.023	33.526	25.607	29.311	23.494	210.1
2	1'44.848 *	28.114	25.028	28.674	23.032*	210.9
3	1'43.964	27.810	24.558	28.594	23.002	209.7
4	1'43.447 *	27.564	24.319	28.493	23.071*	209.3

Fastest Lap: Adrian FERNANDEZ Leopard Racing SPA 1'41.071 26.843 23.744 28.237 22.247

These data/results cannot be reproduced, stored and/or transmitted in whole or in part by any manner of electronic, mechanical, photocopying, recording, broadcasting or otherwise now known or herein after developed without the previous express consent by the copyright owner, except for reproduction in daily press and regular printed publications on sale to the public within 60 days of the event related to those data/results and always provided that copyright symbol appears together as follows below.
 © DORNA, 2024



4226 m.

GRAN PREMIO PRAMAC DELL'EMILIA-ROMAGNA

Practice Nr. 1

Best Partial Times

Moto3™

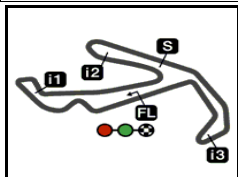
IT Ideal Lap Time, sum of the best partial times

BT Best Lap Time

T1		T2		T3		T4						
Pos	Rider	Time	Rider	Time	Rider	Time	Rider	Time	Pos	Rider	IT	BT
11.	ORTOLA	26.730	A.FERNANDEZ	23.744	D.HOLGADO	27.968	A.FERNANDEZ	22.247	1	D.ALONSO	1'41.039	1'41.315 (8)
2A.	PIQUERAS	26.787	D.ALONSO	23.755	C.VEIJER	27.999	D.ALONSO	22.280	2	A.FERNANDEZ	1'41.064	1'41.071 (1)
3T.	SUZUKI	26.818	S.NEPA	23.774	A.PIQUERAS	28.047	T.SUZUKI	22.306	3	A.PIQUERAS	1'41.077	1'41.203 (3)
4R.	YAMANAKA	26.822	C.VEIJER	23.833	R.YAMANAKA	28.071	C.VEIJER	22.339	4	D.HOLGADO	1'41.108	1'41.181 (2)
5A.	FERNANDEZ	26.843	A.PIQUERAS	23.848	I.ORTOLA	28.073	F.FARIOLI	22.342	5	C.VEIJER	1'41.140	1'41.253 (4)
6D.	ALONSO	26.845	J.RUEDA	23.880	T.SUZUKI	28.093	S.NEPA	22.348	6	T.SUZUKI	1'41.144	1'41.257 (5)
7D.	HOLGADO	26.875	D.HOLGADO	23.904	J.RUEDA	28.125	D.HOLGADO	22.361	7	I.ORTOLA	1'41.289	1'41.307 (7)
8R.	ROSSI	26.886	T.SUZUKI	23.927	M.BERTELLE	28.133	J.RUEDA	22.391	8	S.NEPA	1'41.291	1'41.294 (6)
9L.	LUNETTA	26.888	F.FARIOLI	23.945	R.ROSSI	28.136	A.PIQUERAS	22.395	9	J.RUEDA	1'41.417	1'41.433 (9)
10J.	KELSO	26.949	N.CARRARO	23.980	J.KELSO	28.138	R.YAMANAKA	22.446	10	R.YAMANAKA	1'41.425	1'41.602 (12)
11C.	VEIJER	26.969	R.ROSSI	23.983	S.NEPA	28.143	T.FURUSATO	22.469	11	F.FARIOLI	1'41.444	1'41.532 (10)
12F.	FARIOLI	26.972	L.LUNETTA	23.987	D.ALONSO	28.159	L.LUNETTA	22.472	12	R.ROSSI	1'41.537	1'41.537 (11)
13M.	BERTELLE	26.996	J.KELSO	24.004	S.OGDEN	28.179	I.ORTOLA	22.476	13	L.LUNETTA	1'41.594	1'41.751 (15)
14J.	RUEDA	27.021	I.ORTOLA	24.010	F.FARIOLI	28.185	S.OGDEN	22.501	14	J.KELSO	1'41.606	1'41.691 (13)
15S.	OGDEN	27.026	S.OGDEN	24.011	N.CARRARO	28.187	M.BERTELLE	22.508	15	S.OGDEN	1'41.717	1'41.733 (14)
16S.	NEPA	27.026	D.MUÑOZ	24.081	A.FERNANDEZ	28.230	J.KELSO	22.515	16	M.BERTELLE	1'41.793	1'41.821 (16)
17D.	ALMANSA	27.093	R.YAMANAKA	24.086	L.LUNETTA	28.247	N.CARRARO	22.522	17	N.CARRARO	1'41.817	1'41.841 (17)
18T.	FURUSATO	27.110	T.FURUSATO	24.093	X.ZURUTUZA	28.351	D.MUÑOZ	22.530	18	T.FURUSATO	1'42.042	1'42.157 (18)
19D.	MUÑOZ	27.125	D.ALMANSA	24.113	D.ALMANSA	28.365	R.ROSSI	22.532	19	D.MUÑOZ	1'42.107	1'42.464 (20)
20N.	CARRARO	27.128	M.BERTELLE	24.156	T.FURUSATO	28.370	D.ALMANSA	22.672	20	D.ALMANSA	1'42.243	1'42.243 (19)
21J.	ESTEBAN	27.311	X.ZURUTUZA	24.172	D.MUÑOZ	28.371	J.ESTEBAN	22.683	21	J.ESTEBAN	1'42.566	1'42.578 (21)
22X.	ZURUTUZA	27.327	J.ROULSTONE	24.173	J.ESTEBAN	28.376	X.ZURUTUZA	22.741	22	X.ZURUTUZA	1'42.591	1'42.700 (22)
23J.	ROULSTONE	27.367	J.ESTEBAN	24.196	J.ROULSTONE	28.445	J.ROULSTONE	22.791	23	J.ROULSTONE	1'42.776	1'42.961 (23)
24N.	DETTWILER	27.461	T.BUASRI	24.272	V.PEREZ	28.493	N.DETTWILER	22.793	24	N.DETTWILER	1'43.199	1'43.333 (24)

These data/results cannot be reproduced, stored and/or transmitted in whole or in part by any manner of electronic, mechanical, photocopying, recording, broadcasting or otherwise now known or herein after developed without the previous express consent by the copyright owner, except for reproduction in daily press and regular printed publications on sale to the public within 60 days of the event related to those data/results and always provided that copyright symbol appears together as follows below.

© DORNA, 2024

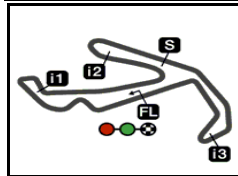


4226 m.

GRAN PREMIO PRAMAC DELL'EMILIA-ROMAGNA**Practice Nr. 1****Best Partial Times****Moto3™***IT* Ideal Lap Time, sum of the best partial times*BT* Best Lap Time

		T1		T2		T3		T4				
<i>Pos</i>	<i>Rider</i>	<i>Time</i>	<i>Rider</i>	<i>Time</i>	<i>Rider</i>	<i>Time</i>	<i>Rider</i>	<i>Time</i>	<i>Pos</i>	<i>Rider</i>	<i>IT</i>	<i>BT</i>
25	V.PEREZ	27.564	V.PEREZ	24.319	N.DETTWILER	28.597	T.BUASRI	22.910	25	V.PEREZ	1'43.378	1'43.964 (26)
26	T.BUASRI	27.614	N.DETTWILER	24.348	T.BUASRI	28.684	V.PEREZ	23.002	26	T.BUASRI	1'43.480	1'43.794 (25)

These data/results cannot be reproduced, stored and/or transmitted in whole or in part by any manner of electronic, mechanical, photocopying, recording, broadcasting or otherwise now known or herein after developed without the previous express consent by the copyright owner, except for reproduction in daily press and regular printed publications on sale to the public within 60 days of the event related to those data/results and always provided that copyright symbol appears together as follows below.
© DORNA, 2024



4226 m.

GRAN PREMIO PRAMAC DELL'EMILIA-ROMAGNA

Practice Nr. 1

Fastest Laps Sequence

<i>Practice Time</i>	 <i>Rider</i>	<i>Nation</i>	<i>Motorcycle</i>	<i>Time</i>	<i>Km/h</i>	<i>Rider's Lap</i>
4'14.874	99 Jose Antonio RUEDA	SPA	KTM	1'44.262	145.9	2
4'16.677	31 Adrian FERNANDEZ	SPA	HONDA	1'43.109	147.5	2
5'59.353	31 Adrian FERNANDEZ	SPA	HONDA	1'42.676	148.1	3
6'02.974	96 Daniel HOLGADO	SPA	GASGAS	1'42.665	148.1	3
6'35.763	48 Ivan ORTOLA	SPA	KTM	1'42.476	148.4	3
7'45.057	96 Daniel HOLGADO	SPA	GASGAS	1'42.083	149.0	4
8'17.796	48 Ivan ORTOLA	SPA	KTM	1'42.033	149.1	4
9'23.995	31 Adrian FERNANDEZ	SPA	HONDA	1'42.032	149.1	5
9'27.014	96 Daniel HOLGADO	SPA	GASGAS	1'41.957	149.2	5
11'13.810	80 David ALONSO	COL	CFMOTO	1'41.704	149.5	5
12'55.265	80 David ALONSO	COL	CFMOTO	1'41.455	149.9	6
34'11.448	31 Adrian FERNANDEZ	SPA	HONDA	1'41.071	150.5	14

These data/results cannot be reproduced, stored and/or transmitted in whole or in part by any manner of electronic, mechanical, photocopying, recording, broadcasting or otherwise now known or herein after developed without the previous express consent by the copyright owner, except for reproduction in daily press and regular printed publications on sale to the public within 60 days of the event related to those data/results and always provided that copyright symbol appears together as follows below.

© DORNA, 2024