


4226 m.

GRAN PREMIO PRAMAC DELL'EMILIA-ROMAGNA

Free Practice
Classification

3

		Rider	Nation	Team	Motorcycle	Time	Lap	Total	Gap	Top Speed
1	36	Angel PIQUERAS	SPA	Leopard Racing	HONDA	1'52.819	13	14		206.5
2	80	David ALONSO	COL	CFMOTO Gaviota Aspar Team	CFMOTO	1'53.077	15	15	0.258 0.258	205.3
3	82	Stefano NEPA	ITA	LEVELUP - MTA	KTM	1'53.161	14	15	0.342 0.084	206.5
4	85	Xabi ZURUTUZA	SPA	Red Bull KTM Ajo	KTM	1'54.170	17	18	1.351 1.009	203.7
5	78	Joel ESTEBAN	SPA	CFMOTO Gaviota Aspar Team	CFMOTO	1'54.272	14	15	1.453 0.102	205.7
6	31	Adrian FERNANDEZ	SPA	Leopard Racing	HONDA	1'54.480	15	16	1.661 0.208	205.7
7	19	Scott OGDEN	GBR	FleetSafe Honda - MLav Racing	HONDA	1'54.688	12	12	1.869 0.208	205.3
8	18	Matteo BERTELLE	ITA	Kopron Rivacold Snipers Team	HONDA	1'54.703	13	15	1.884 0.015	204.5
9	22	David ALMANSA	SPA	Kopron Rivacold Snipers Team	HONDA	1'54.860	18	18	2.041 0.157	205.3
10	55	Noah DETTWILER	SWI	CIP Green Power	KTM	1'54.948	16	16	2.129 0.088	208.0
11	54	Riccardo ROSSI	ITA	CIP Green Power	KTM	1'54.982	15	15	2.163 0.034	206.1
12	48	Ivan ORTOLA	SPA	MT Helmets - MSI	KTM	1'54.996	11	11	2.177 0.014	206.1
13	21	Vicente PEREZ	SPA	FleetSafe Honda - MLav Racing	HONDA	1'55.047	15	15	2.228 0.051	205.7
14	95	Collin VEIJER	NED	Liqui Moly Husqvarna Intact GP	HUSQVARNA	1'55.219	16	16	2.400 0.172	205.3
15	99	Jose Antonio RUEDA	SPA	Red Bull KTM Ajo	KTM	1'55.427	14	15	2.608 0.208	207.2
16	96	Daniel HOLGADO	SPA	Red Bull GASGAS Tech3	GASGAS	1'55.639	11	11	2.820 0.212	206.5
17	12	Jacob ROULSTONE	AUS	Red Bull GASGAS Tech3	GASGAS	1'55.713	10	11	2.894 0.074	205.3
18	10	Nicola CARRARO	ITA	LEVELUP - MTA	KTM	1'56.772	14	15	3.953 1.059	206.1
19	7	Filippo FARIOLI	ITA	SIC58 Squadra Corse	HONDA	1'57.340	14	14	4.521 0.568	201.1
20	6	Ryusei YAMANAKA	JPN	MT Helmets - MSI	KTM	1'58.172	10	11	5.353 0.832	203.3
21	58	Luca LUNETTA	ITA	SIC58 Squadra Corse	HONDA	1'58.814	10	10	5.995 0.642	202.6
Not classified										
	5	Tatchakorn BUASRI	THA	Honda Team Asia	HONDA					
	24	Tatsuki SUZUKI	JPN	Liqui Moly Husqvarna Intact GP	HUSQVARNA					
	64	David MUÑOZ	SPA	BOE Motorsports	KTM					
	66	Joel KELSO	AUS	BOE Motorsports	KTM					
	72	Taiyo FURUSATO	JPN	Honda Team Asia	HONDA					

Practice condition: Wet

Air: 20°

Humidity: 81%

Ground: 19°

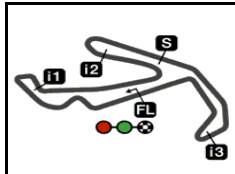
Fastest Lap:	Lap: 13	Angel PIQUERAS	1'52.819	134.8 Km/h
Best Race Lap:	2024	Angel PIQUERAS	1'40.856	150.8 Km/h
All-Time Lap Record:	2024	David ALONSO	1'40.184	151.8 Km/h

The results are provisional until the end of the limit for protest and appeals.

Time limit for protest expires 60' after publication of the results - Time:

These data/results cannot be reproduced, stored and/or transmitted in whole or in part by any manner of electronic, mechanical, photocopying, recording, broadcasting or otherwise now known or herein after developed without the previous express consent by the copyright owner, except for reproduction in daily press and regular printed publications on sale to the public within 60 days of the event related to those data/results and always provided that copyright symbol appears together as follows below.

© DORNA, 2024



4226 m.

GRAN PREMIO PRAMAC DELL'EMILIA-ROMAGNA

Free Practice

Top Speed & Average

4



Rider	Nation	Motorcycle	Top 5 speeds					Average	Top
55 Noah DETTWILER	SWI	KTM	208.0	206.5	206.5	206.5	206.5	206.8	208.0
99 Jose Antonio RUEDA	SPA	KTM	207.2	206.8	205.3	204.5	204.5	205.7	207.2
36 Angel PIQUERAS	SPA	HONDA	206.5	206.1	206.1	206.1	205.7	206.0	206.5
82 Stefano NEPA	ITA	KTM	206.5	205.7	205.7	205.7	205.3	205.7	206.5
96 Daniel HOLGADO	SPA	GASGAS	206.5	205.7	205.3	204.9	204.9	205.4	206.5
10 Nicola CARRARO	ITA	KTM	206.1	206.1	206.1	205.7	205.3	205.8	206.1
48 Ivan ORTOLA	SPA	KTM	206.1	204.9	204.9	204.5	204.1	204.9	206.1
54 Riccardo ROSSI	ITA	KTM	206.1	205.3	204.9	204.9	204.9	205.2	206.1
21 Vicente PEREZ	SPA	HONDA	205.7	203.7	203.7	203.3	203.3	203.8	205.7
31 Adrian FERNANDEZ	SPA	HONDA	205.7	205.3	205.3	205.3	205.3	205.4	205.7
78 Joel ESTEBAN	SPA	CFMOTO	205.7	205.7	205.3	204.9	204.9	205.2	205.7
12 Jacob ROULSTONE	AUS	GASGAS	205.3	204.9	204.9	204.5	203.7	204.4	205.3
19 Scott OGDEN	GBR	HONDA	205.3	204.1	204.1	204.1	203.7	204.1	205.3
22 David ALMANSA	SPA	HONDA	205.3	204.1	203.7	203.7	203.7	204.0	205.3
80 David ALONSO	COL	CFMOTO	205.3	205.3	205.3	205.3	205.3	205.3	205.3
95 Collin VEIJER	NED	HUSQVARNA	205.3	204.9	204.9	204.9	204.9	205.0	205.3
18 Matteo BERTELLE	ITA	HONDA	204.5	204.5	204.5	203.7	203.7	204.2	204.5
85 Xabi ZURUTUZA	SPA	KTM	203.7	203.3	203.3	203.3	203.3	203.4	203.7
6 Ryusei YAMANAKA	JPN	KTM	203.3	203.0	202.6	202.6	202.6	202.8	203.3
58 Luca LUNETTA	ITA	HONDA	202.6	201.8	201.4	201.1	200.7	201.5	202.6
7 Filippo FARIOLI	ITA	HONDA	201.1	200.7	200.7	200.3	200.3	200.6	201.1

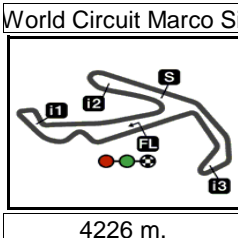
These data/results cannot be reproduced, stored and/or transmitted in whole or in part by any manner of electronic, mechanical, photocopying, recording, broadcasting or otherwise now known or herein after developed without the previous express consent by the copyright owner, except for reproduction in daily press and regular printed publications on sale to the public within 60 days of the event related to those data/results and always provided that copyright symbol appears together as follows below.

© DORNA, 2024

Official MotoGP Timing by TISSOT
www.motogp.com



Misano Adriatico, Friday, September 20, 2024



4226 m.

GRAN PREMIO PRAMAC DELL'EMILIA-ROMAGNA

Free Practice

Chronological Analysis of Performances

5

* Lap / Sector time cancelled

T1 Time from finish line to 1st intermediate

T3 Time from 2nd intermed. to 3rd intermed.

P Crossing the finish line in pit lane

T2 Time from 1st intermed. to 2nd intermed.

T4 Time from 3rd intermediate to finish line

Lap	Lap Time	T1	T2	T3	T4	Speed	Lap	Lap Time	T1	T2	T3	T4	Speed	
1st	36	Angel PIQUERAS Leopard Racing SPA						10	1'54.619	31.087	26.541	31.349	25.642	205.3
		Runs=3	Total laps=14	Full laps=10	Valid laps=9		11	1'50.953 P	31.809	27.405	32.745	18.994	195.6	
1	2'48.642 P	38.543	29.708	34.696	20.317	199.6	12	2'02.509	38.489	26.896	31.521	25.603	204.5	
2	2'07.824	40.540	28.838	32.062	26.384	205.7	13	1'53.493 *	30.798	26.254	30.948*	25.493	204.5	
3	1'55.776	31.620	26.977	31.254	25.925	206.1	14	1'53.161	30.711	26.166	30.919	25.365	205.7	
4	1'56.355	31.654	26.951	31.655	26.095	204.9	15	1'53.225	30.734	26.189	30.745	25.557	205.7	
5	1'55.498	31.419	26.876	31.307	25.896	204.9								
6	1'57.307	31.323	27.285	32.744	25.955	203.3	4th	85	Xabi ZURUTUZA Red Bull KTM Ajo SPA					
7	1'54.077	31.119	26.653	30.790	25.515	206.1			Runs=1	Total laps=18	Full laps=17	Valid laps=15		
8	1'55.078 P	33.14*	28.183	33.129	20.625	198.5	1	2'52.261	36.282	27.729	32.858	26.652	201.4	
9	2'21.179	51.247	30.132	33.057	26.743	183.6	2	1'58.371 *	32.226	27.184	32.553*	26.408	201.1	
10	1'53.997	31.250	26.367	30.910	25.470	206.1	3	1'58.186	31.971	27.329	32.715	26.171	200.3	
11	1'53.323	30.769	26.377	30.556	25.621	206.5	4	1'57.302	31.841	27.131	32.091	26.239	202.2	
12	1'57.644	30.993	26.225	31.927	28.499	205.3	5	1'57.054	31.875	27.065	31.980	26.134	201.4	
13	1'52.819	30.782	25.984	30.557	25.496	205.3	6	1'56.659	31.755	27.006	31.846	26.052	201.8	
14	1'53.637 *	30.94*	26.072	30.805	25.817	205.7	7	1'56.198	31.797	26.980	31.547	25.874	202.6	
							8	1'55.852	31.579	26.864	31.404	26.005	203.3	
2nd	80	David ALONSO CFMOTO Gaviota Asp COL						9	1'56.127	31.673	26.860	31.668	25.926	201.8
		Runs=2	Total laps=15	Full laps=12	Valid laps=12		10	1'56.248	31.622	26.785	31.926	25.915	201.1	
1	4'39.999	40.916	29.707	34.788	27.928	201.1	11	1'56.248	31.599	26.972	31.620	26.057	202.6	
2	2'00.659	33.507	27.601	32.805	26.746	203.7	12	1'55.948	31.663	26.882	31.401	26.002	203.3	
3	1'57.518	32.480	26.929	32.022	26.087	204.1	13	1'55.783	31.581	26.886	31.263	26.053	203.3	
4	1'55.860	31.691	26.661	31.727	25.781	204.5	14	1'55.358	31.354	26.750	31.354	25.900	203.3	
5	1'56.404	31.620	26.777	32.038	25.969	203.3	15	1'55.067	31.349	26.688	31.205	25.825	203.3	
6	1'55.693	31.422	26.743	31.637	25.891	204.1	16	1'54.742 *	31.264	26.527*	31.279	25.672	203.0	
7	1'55.250	31.430	26.669	31.516	25.635	205.3	17	1'54.170	31.210	26.210	31.067	25.683	203.7	
8	1'56.410	31.461	26.754	32.124	26.071	203.3	18	1'54.245	31.303	26.234	30.983	25.725	203.3	
9	1'55.648	31.610	26.705	31.623	25.710	204.5								
10	1'47.355 P	31.256	26.560	31.425	18.114	205.3	5th	78	Joel ESTEBAN CFMOTO Gaviota Asp SPA					
11	2'05.669 *	39.371	27.840	32.339*	26.119	204.5			Runs=2	Total laps=15	Full laps=12	Valid laps=10		
12	1'56.076	31.919	26.619	31.467	26.071	204.9	1	2'31.424	37.611	28.569	34.624	27.955	204.5	
13	1'54.294	31.234	26.396	31.057	25.607	205.3	2	1'59.476	32.989	27.438	32.402	26.647	204.9	
14	1'53.702	31.069	26.082	30.997	25.554	205.3	3	1'57.153	31.999	27.092	32.005	26.057	204.9	
15	1'53.077	30.952	25.945	30.927	25.253	205.3	4	1'56.691	31.481	27.155	32.022	26.033	204.1	
							5	1'55.982	31.498	26.892	31.697	25.895	204.5	
3rd	82	Stefano NEPA LEVELUP - MTA ITA						6	1'58.057	31.464	27.975	32.515	26.103	202.2
		Runs=2	Total laps=15	Full laps=12	Valid laps=10		7	1'55.096	31.302	26.829	31.308	25.657	205.3	
1	3'17.992	38.625	29.430	33.616	27.162	200.3	8	1'55.479	31.165	27.103	31.340	25.871	204.5	
2	1'57.414	32.214	27.290	31.809	26.101	203.7	9	1'55.115 *	31.088	26.792	31.284	25.951*	204.9	
3	1'56.005	31.572	26.843	31.632	25.958	204.1	10	1'56.059	31.998	26.693	31.575	25.793	204.9	
4	1'55.955	31.264	27.088	31.767	25.836	204.1	11	1'56.775 P	31.867	31.833	32.967	20.108	200.3	
5	1'55.839	31.534	26.905	31.589	25.811	205.3	12	2'00.702	36.075	27.316	31.497	25.814	204.9	
6	1'56.809	31.763	27.209	31.831	26.006	206.5	13	1'54.625	31.191	26.731	31.023	25.680	205.7	
7	1'56.474	31.912	27.240	31.639	25.683	204.5	14	1'54.272	31.103	26.435	31.072	25.662	204.1	
8	1'55.086 *	31.333	26.588	31.544*	25.621	205.7	15	1'54.835 *	31.38*	26.795	31.030	25.625	205.7	
9	1'55.499	31.584	26.761	31.430	25.724	204.5								

Fastest Lap: Angel PIQUERAS Leopard Racing SPA **1'52.819** 30.782 25.984 30.557 25.496

These data/results cannot be reproduced, stored and/or transmitted in whole or in part by any manner of electronic, mechanical, photocopying, recording, broadcasting or otherwise now known or herein after developed without the previous express consent by the copyright owner, except for reproduction in daily press and regular printed publications on sale to the public within 60 days of the event related to those data/results and always provided that copyright symbol appears together as follows below.
© DORNA, 2024

Free Practice

Moto3

Lap	Lap Time	T1	T2	T3	T4	Speed	Lap	Lap Time	T1	T2	T3	T4	Speed
6th	31	Adrian FERNANDEZ Leopard Racing SPA					3	2'00.028	32.864	27.440	33.130	26.594	205.3
		Runs=2	Total laps=16	Full laps=13	Valid laps=12		4	1'58.813	32.808	27.218	32.472	26.315	203.7
1	2'56.651	37.861	28.483	34.290	27.831	204.1	5	1'58.416	32.751	27.296	32.017	26.352	204.1
2	1'59.739	32.759	27.476	33.028	26.476	205.3	6	1'57.475	32.414	26.788	31.826	26.447	203.7
3	1'59.262	32.344	27.483	33.148	26.287	205.3	7	1'57.257	32.146	26.856	31.863	26.392	203.7
4	1'57.534	31.964	27.213	32.449	25.908	205.3	8	1'56.972	31.943	26.895	31.742	26.392	203.3
5	1'57.763	31.795	27.239	32.623	26.106	204.9	9	1'58.510	32.539	27.215	31.927	26.829	203.0
6	1'56.904	31.808	27.130	32.022	25.944	204.9	10	1'56.634	31.737	26.879	31.476	26.542	203.0
7	1'57.310	32.124	27.043	32.084	26.059	204.5	11	1'56.821	31.644	26.913	31.564	26.700	202.2
8	1'51.228 P	31.779	27.071	32.161	20.217	205.3	12	1'59.038	32.273	27.216	32.218	27.331	201.8
9	2'02.600	36.855	27.554	32.258	25.933	205.3	13	1'56.999	31.870	26.894	31.775	26.460	203.0
10	1'56.250	31.703	26.868	31.848	25.831	205.7	14	1'55.902	31.831	26.703	31.384	25.984	202.6
11	1'56.131	31.616	26.847	31.776	25.892	205.3	15	1'55.409	31.748	26.606	31.206	25.849	203.0
12	1'56.427	31.649	26.814	32.145	25.819	204.5	16	1'55.099	31.460	26.552	31.227	25.860	203.3
13	1'55.560	31.330	26.710	31.801	25.719	204.9	17	1'57.364	31.668	26.629	31.961	27.106	200.3
14	1'57.008 *	31.397	28.001*	31.886	25.724	204.5	18	1'54.860	31.397	26.375	31.250	25.838	203.7
15	1'54.480	31.373	26.276	31.618	25.213	204.9							
16	1'54.499	31.156	26.427	31.670	25.246	204.5							
7th	19	Scott OGDEN FleetSafe Honda - ML GBR					1	2'55.544	40.145	33.160	37.579	28.705	180.9
		Runs=3	Total laps=12	Full laps=7	Valid laps=6		2	2'02.641 *	34.312	28.095	33.377*	26.857	204.5
1	2'31.772	40.503	29.745	36.500	28.072	202.6	3	2'01.065	33.526	27.676	32.893	26.970	205.3
2	2'00.886	33.468	27.598	33.060	26.760	204.1	4	1'59.996	32.761	27.746	32.747	26.742	204.9
3	1'55.725 P	32.283	27.523	34.766	21.153	203.3	5	1'58.902	32.573	27.375	32.572	26.382	204.5
4	2'12.569	45.678	27.546	32.784	26.561	203.7	6	1'57.991	32.175	27.157	32.135	26.524	204.5
5	1'57.935	31.975	27.247	32.385	26.328	204.1	7	1'57.023	32.250	26.970	31.845	25.958	205.7
6	1'51.317 P	31.962	27.179	32.175	20.001	204.1	8	1'56.484	31.777	26.916	31.748	26.043	205.7
7	2'07.031	39.710	27.808	32.842	26.671	202.6	9	2'00.865 *	32.350	29.437	32.152*	26.926	206.1
8	1'57.206	31.916	26.919	32.163	26.208	203.3	10	1'56.505	31.715	26.955	31.650	26.185	206.5
9	1'56.734	31.767	26.855	31.906	26.206	203.7	11	1'53.614 P	32.582	28.404	33.408	19.220	192.1
10	1'55.745	31.419	26.755	31.891	25.680	203.7	12	2'03.184	36.386	28.181	32.577	26.040	206.5
11	2'02.253 *	32.85*	28.193	34.585	26.624	201.8	13	1'56.099	31.811	26.913	31.543	25.832	206.5
12	1'54.688	31.372	26.428	31.380	25.508	205.3	14	1'55.354	31.496	26.628	31.542	25.688	206.1
							15	1'55.642	31.706	26.549	31.526	25.861	206.5
							16	1'54.948	31.623	26.383	31.257	25.685	208.0
8th	18	Matteo BERTELLE Kopron Rivacold Snip ITA					1	3'05.136	38.862	29.404	33.378	27.130	200.7
		Runs=2	Total laps=15	Full laps=12	Valid laps=11		2	1'58.933	32.817	27.790	32.105	26.221	202.6
1	3'05.136	38.862	29.404	33.378	27.130	200.7	3	1'58.477 *	32.067	27.138	32.755*	26.517	204.5
2	1'58.933	32.817	27.790	32.105	26.221	202.6	4	1'58.783	32.938	27.094	32.440	26.311	204.5
3	1'58.477 *	32.067	27.138	32.755*	26.517	204.5	5	1'57.715	32.799	26.943	31.887	26.086	203.7
4	1'58.783	32.938	27.094	32.440	26.311	204.5	6	1'57.089	32.060	26.862	31.931	26.236	204.5
5	1'57.715	32.799	26.943	31.887	26.086	203.7	7	1'56.607	31.870	26.831	31.858	26.048	201.8
6	1'57.089	32.060	26.862	31.931	26.236	204.5	8	1'56.271	31.867	26.709	31.776	25.919	202.2
7	1'56.607	31.870	26.831	31.858	26.048	201.8	9	1'53.698 P	33.790	27.737	32.227	19.944	201.8
8	1'56.271	31.867	26.709	31.776	25.919	202.2	10	2'04.402	38.932	27.556	32.007	25.907	203.7
9	1'53.698 P	33.790	27.737	32.227	19.944	201.8	11	1'55.454	31.421	26.701	31.459	25.873	203.0
10	2'04.402	38.932	27.556	32.007	25.907	203.7	12	1'55.656	31.398	26.672	31.611	25.975	202.2
11	1'55.454	31.421	26.701	31.459	25.873	203.0	13	1'54.703	31.197	26.447	31.282	25.777	201.1
12	1'55.656	31.398	26.672	31.611	25.975	202.2	14	1'55.907	31.409	26.785	31.660	26.053	203.3
13	1'54.703	31.197	26.447	31.282	25.777	201.1	15	1'55.262	31.408	26.528	31.442	25.884	201.4
14	1'55.907	31.409	26.785	31.660	26.053	203.3							
15	1'55.262	31.408	26.528	31.442	25.884	201.4							
9th	22	David ALMANSA Kopron Rivacold Snip SPA					1	3'02.089	38.842	30.252	34.371	27.631	200.3
		Runs=1	Total laps=18	Full laps=17	Valid laps=17		2	2'00.292	33.630	27.664	32.421	26.577	203.0
1	3'02.089	38.842	30.252	34.371	27.631	200.3							
2	2'00.292	33.630	27.664	32.421	26.577	203.0							

Fastest Lap: Angel PIQUERAS Leopard Racing SPA **1'52.819** 30.782 25.984 30.557 25.496

These data/results cannot be reproduced, stored and/or transmitted in whole or in part by any manner of electronic, mechanical, photocopying, recording, broadcasting or otherwise now known or herein after developed without the previous express consent by the copyright owner, except for reproduction in daily press and regular printed publications on sale to the public within 60 days of the event related to those data/results and always provided that copyright symbol appears together as follows below.
© DORNA, 2024

Free Practice

Moto3

Lap	Lap Time	T1	T2	T3	T4	Speed	Lap	Lap Time	T1	T2	T3	T4	Speed	
12th	48	Ivan ORTOLA				MT Helmets - MSI	SPA	4	1'59.431	33.268	27.248	32.509	26.406	206.8
		Runs=1	Total laps=11	Full laps=10	Valid laps=7		5	1'59.244	32.818	27.596	32.590	26.240	204.5	
1	16'00.150	41.418	28.880	34.062	27.421	200.3	6	1'58.633	32.265	27.471	32.514	26.383	203.7	
2	2'00.305 *	33.328	27.435	32.619*	26.923	202.6	7	1'57.852	32.115	27.312	32.277	26.148	205.3	
3	1'59.823	32.751	27.527	32.865	26.680	203.3	8	1'57.519	31.946	27.189	32.144	26.240	203.7	
4	1'58.596	32.317	27.105	32.640	26.534	203.3	9	1'57.138	31.841	27.055	32.064	26.178	204.5	
5	1'58.033 *	32.106	27.027	32.449*	26.451	204.1	10	1'54.567 P	34.937	27.635	32.414	19.581	202.6	
6	1'58.157	32.081	27.055	32.329	26.692	203.3	11	2'03.577 *	37.427	27.256	32.581*	26.313	203.3	
7	1'59.901	31.980	27.109	32.700	28.112	203.7	12	1'56.160	31.672	26.819	31.681	25.988	204.1	
8	1'57.004	31.894	26.966	32.084	26.060	204.9	13	1'56.490 *	31.703	27.060*	31.707	26.020	204.1	
9	1'56.699 *	31.834	26.859*	31.971	26.035	204.5	14	1'55.427	31.514	26.707	31.464	25.742	204.1	
10	1'55.887	31.830	26.504	31.739	25.814	204.9	15	1'55.517	31.891	26.666	31.277	25.683	203.0	
11	1'54.996	31.470	26.347	31.315	25.864	206.1								
13th	21	Vicente PEREZ				FleetSafe Honda - ML	SPA							
		Runs=2	Total laps=15	Full laps=12	Valid laps=9									
1	2'59.031	39.215	29.929	34.579	27.875	202.6								
2	2'01.950 *	33.790	27.999	33.390*	26.771	205.7								
3	1'59.996 *	32.866	27.737	32.768	26.625*	201.8								
4	1'59.162	32.412	27.722	32.633	26.395	202.6								
5	1'58.768	32.484	27.665	32.286	26.333	203.0								
6	2'03.538 P	37.661	29.229	35.477*	21.171	190.8								
7	2'06.686	38.241	28.752	33.044	26.649	201.8								
8	1'57.789	31.879	27.329	32.092	26.489	203.0								
9	2'01.173	32.019	30.137	32.419	26.598	203.0								
10	1'58.045	32.137	27.392	31.962	26.554	203.0								
11	1'57.371 *	32.138	27.285	31.739*	26.209	203.7								
12	1'56.787	31.805	27.077	31.726	26.179	203.3								
13	1'55.960	31.438	26.903	31.427	26.192	203.7								
14	1'55.133	31.357	26.779	31.037	25.960	203.3								
15	1'55.047	31.193	26.795	31.046	26.013	203.3								
14th	95	Collin VEIJER				Liqui Moly Husqvarna	NED							
		Runs=1	Total laps=16	Full laps=15	Valid laps=11									
1	5'50.990 *	39.478	30.491	35.236*	28.458	201.1								
2	2'04.035 *	34.480	28.412	33.554*	27.589	202.6								
3	2'01.113	33.451	27.822	32.812	27.028	204.1								
4	1'59.606	32.858	27.563	32.553	26.632	204.1								
5	1'58.909	32.567	27.315	32.630	26.397	203.7								
6	1'58.583	32.549	27.194	32.376	26.464	204.5								
7	1'58.016	32.491	27.119	32.257	26.149	204.5								
8	1'57.768	32.218	27.031	32.026	26.493	204.1								
9	1'58.424	32.403	27.289	32.222	26.510	203.7								
10	1'57.696 *	32.313	27.019	31.896*	26.468	204.9								
11	2'01.828 *	32.120	26.947	32.547*	30.214	204.9								
12	1'56.876	32.017	26.749	31.855	26.255	205.3								
13	1'56.083	31.755	26.685	31.626	26.017	204.9								
14	1'58.595 *	31.830	28.400*	32.103	26.262	204.5								
15	1'56.363	31.897	26.846	31.480	26.140	204.9								
16	1'55.219	31.522	26.388	31.370	25.939	204.9								
15th	99	Jose Antonio RUED				Red Bull KTM Ajo	SPA							
		Runs=2	Total laps=15	Full laps=12	Valid laps=9									
1	2'57.558	40.321	30.387	35.383	29.100	201.8								
2	2'03.992 *	34.822	28.249	33.533*	27.388	203.7								
3	2'00.794 *	33.370	27.604	33.066*	26.754	207.2								
16th	96	Daniel HOLGADO				Red Bull GASGAS Te	SPA							
		Runs=2	Total laps=11	Full laps=8	Valid laps=7									
1	9'45.979	37.729	29.044	34.482	27.855	200.0								
2	2'02.841	33.934	28.209	33.451	27.247	202.2								
3	2'00.176 *	33.139	27.616	32.735*	26.686	204.9								
4	1'59.051	32.690	27.287	32.413	26.661	204.9								
5	2'04.683	32.775	27.539	33.948	30.421	203.7								
6	1'53.692 P	33.078	27.699	32.383	20.532	204.1								
7	2'03.783	36.795	27.666	32.416	26.906	205.3								
8	1'58.110	32.442	26.986	32.034	26.648	205.7								
9	1'58.289	32.546	27.019	32.244	26.480	204.5								
10	1'56.324	32.104	26.590	31.528	26.102	204.9								
11	1'55.639	31.741	26.482	31.513	25.903	206.5								
17th	12	Jacob ROULSTONE				Red Bull GASGAS Te	AUS							
		Runs=1	Total laps=11	Full laps=10	Valid laps=10									
1	9'34.106	40.943	31.201	36.841	28.614	198.8								
2	2'05.003	34.602	28.843	34.170	27.388	203.3								
3	2'01.219	33.396	27.963	33.047	26.813	203.7								
4	1'59.301	32.637	27.340	32.805	26.519	203.7								
5	1'58.899	32.601	27.314	32.624	26.360	203.0								
6	1'57.707	31.833	27.186	32.504	26.184	203.7								
7	1'57.439	31.777	27.121	32.252	26.289	204.5								
8	1'56.377	31.800	26.773	31.959	25.845	204.9								
9	1'56.717	31.592	26.892	32.130	26.103	204.9								
10	1'55.713	31.451	26.738	31.796	25.728	205.3								
11	1'58.232	31.235	26.868	34.066	26.063	176.7								
	unfinished	31.353												
18th	10	Nicola CARRARO				LEVELUP - MTA	ITA							
		Runs=2	Total laps=15	Full laps=12	Valid laps=9									
1	2'57.173	43.198	32.721	37.088	29.629	188.8								
2	2'03.862	34.891	28.328	33.114	27.529	200.3								
3	2'01.954 *	33.602	27.554	33.765*	27.033	204.5								
4	2'00.035	33.059	27.464	32.877	26.635	204.9								
5	1'59.148 *	32.684	27.352	32.600*	26.512	205.3								
6	1'58.895	32.678	27.221	32.496	26.500	206.1								
7	1'57.944	32.093	27.231	32.280	26.340	206.1								
8	1'57.943	31.943	27.157	32.467	26.376	205.3								
9	1'52.946 P	32.267	27.363	32.255	21.061	204.9								
10	2'09.981	41.074	28.764	33.222	26.921	202.6								
11	1'57.659	32.223	27.091	32.137	26.208	204.9								
12	1'57.152	31.816	26.994	32.158	26.184	206.1								

Fastest Lap: Angel PIQUERAS Leopard Racing SPA **1'52.819** 30.782 25.984 30.557 25.496

These data/results cannot be reproduced, stored and/or transmitted in whole or in part by any manner of electronic, mechanical, photocopying, recording, broadcasting or otherwise now known or herein after developed without the previous express consent by the copyright owner, except for reproduction in daily press and regular printed publications on sale to the public within 60 days of the event related to those data/results and always provided that copyright symbol appears together as follows below.<

Free Practice

Moto3

Lap	Lap Time	T1	T2	T3	T4	Speed	Lap	Lap Time	T1	T2	T3	T4	Speed
13	1'57.005	31.946	27.075	31.947	26.037	204.1							
14	1'56.772	31.990	26.753	31.949	26.080	205.7							
15	1'55.797 *	31.639	26.656	31.592*	25.910	204.9							

19th 7 **Filippo FARIOLI** SIC58 Squadra Corse ITA
Runs=2 Total laps=14 Full laps=11 Valid laps=11

1	3'51.502	40.002	29.725	36.069	28.080	196.7
2	2'07.038	35.239	29.146	34.959	27.694	198.8
3	2'04.986	34.324	28.306	34.808	27.548	198.1
4	2'02.756	33.369	28.039	34.089	27.259	198.5
5	2'02.484	33.136	28.011	34.201	27.136	198.5
6	1'55.134 P	33.455	28.032	33.526	20.121	198.8
7	2'06.571 *	37.976	27.508	32.862	28.225*	201.1
8	1'59.871	32.628	27.372	33.221	26.650	199.6
9	2'00.382	32.912	27.637	33.136	26.697	200.0
10	1'59.168	32.169	27.332	32.887	26.780	200.3
11	1'59.020	32.345	27.320	32.771	26.584	200.3
12	1'58.328	32.034	27.105	32.520	26.669	200.7
13	1'57.695	32.060	26.936	32.306	26.393	200.7
14	1'57.340	32.045	26.849	32.286	26.160	200.3
	PIT	35.313	30.081	35.978	22.188	184.6

20th 6 **Ryusei YAMANAKA** MT Helmets - MSI JPN
Runs=1 Total laps=11 Full laps=10 Valid laps=6

1	16'15.774	39.515	28.787	34.228	28.203	201.1
2	2'01.935 *	33.892	27.791	32.986*	27.266	201.4
3	2'00.466 *	32.772	27.621	32.831*	27.242	201.8
4	2'01.055 *	33.070	27.745	33.013*	27.227	202.6
5	2'00.408	32.713	27.521	33.142	27.032	203.3
6	1'59.921 *	32.497	27.618	32.659*	27.147	202.6
7	1'59.730	32.274	27.425	32.886	27.145	202.6
8	1'59.462	32.703	27.389	32.649	26.721	202.6
9	1'58.271	31.973	27.110	32.317	26.871	202.6
10	1'58.172	32.047	27.184	32.205	26.736	203.0
11	1'58.266	32.246	26.988	32.502	26.530	202.2

21st 58 **Luca LUNETTA** SIC58 Squadra Corse ITA
Runs=2 Total laps=10 Full laps=8 Valid laps=6

1	3'49.246 P	40.300	32.147	37.581	22.293	177.0
2	2'10.139	39.166	29.607	33.598	27.768	199.6
3	2'02.495 *	33.651	28.513	32.964*	27.367	201.8
4	2'01.404	33.271	27.839	33.011	27.283	201.4
5	2'01.729	33.368	27.908	33.252	27.201	200.7
6	2'00.451 *	33.35*	27.683	32.619	26.793	201.1
7	1'59.805	33.077	27.385	32.374	26.969	202.6
8	2'00.366	32.753	27.725	32.766	27.122	200.3
9	1'59.172	32.627	27.457	32.353	26.735	200.3
10	1'58.814	32.613	27.150	32.214	26.837	200.0

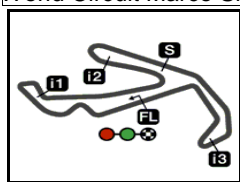
Fastest Lap: Angel PIQUERAS Leopard Racing SPA **1'52.819** 30.782 25.984 30.557 25.496

These data/results cannot be reproduced, stored and/or transmitted in whole or in part by any manner of electronic, mechanical, photocopying, recording, broadcasting or otherwise now known or herein after developed without the previous express consent by the copyright owner, except for reproduction in daily press and regular printed publications on sale to the public within 60 days of the event related to those data/results and always provided that copyright symbol appears together as follows below.
© DORNA, 2024

Official MotoGP Timing by TISSOT
www.motogp.com

Misano Adriatico, Friday, September 20, 2024 Page 4 of 4





4226 m.

GRAN PREMIO PRAMAC DELL'EMILIA-ROMAGNA

Free Practice

Best Partial Times

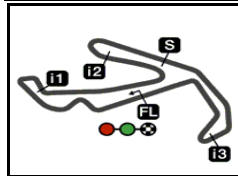
Moto3™

IT Ideal Lap Time, sum of the best partial times*BT* Best Lap Time

T1		T2		T3		T4				IT		BT	
Pos	Rider	Time	Rider	Time	Rider	Time	Rider	Time	Pos	Rider	IT	BT	
1	S.NEPA	30.711	D.ALONSO	25.945	A.PIQUERAS	30.556	A.FERNANDEZ	25.213	1	A.PIQUERAS	1'52.779	1'52.819	(1)
2	A.PIQUERAS	30.769	A.PIQUERAS	25.984	S.NEPA	30.745	D.ALONSO	25.253	2	S.NEPA	1'52.987	1'53.161	(3)
3	D.ALONSO	30.952	S.NEPA	26.166	D.ALONSO	30.927	S.NEPA	25.365	3	D.ALONSO	1'53.077	1'53.077	(2)
4	J.ESTEBAN	31.088	X.ZURUTUZA	26.210	X.ZURUTUZA	30.983	A.PIQUERAS	25.470	4	X.ZURUTUZA	1'54.075	1'54.170	(4)
5	A.FERNANDEZ	31.156	A.FERNANDEZ	26.276	J.ESTEBAN	31.023	S.OGDEN	25.508	5	J.ESTEBAN	1'54.171	1'54.272	(5)
6	V.PEREZ	31.193	I.ORTOLA	26.347	V.PEREZ	31.037	R.ROSSI	25.580	6	A.FERNANDEZ	1'54.263	1'54.480	(6)
7	M.BERTELLE	31.197	D.ALMANSA	26.375	D.ALMANSA	31.206	J.ESTEBAN	25.625	7	S.OGDEN	1'54.688	1'54.688	(7)
8	X.ZURUTUZA	31.210	N.DETTWILER	26.383	N.DETTWILER	31.257	X.ZURUTUZA	25.672	8	M.BERTELLE	1'54.703	1'54.703	(8)
9	J.ROULSTONE	31.235	C.VEIJER	26.388	J.RUEDA	31.277	J.RUEDA	25.683	9	D.ALMANSA	1'54.816	1'54.860	(9)
10	R.ROSSI	31.310	S.OGDEN	26.428	M.BERTELLE	31.282	N.DETTWILER	25.685	10	N.DETTWILER	1'54.821	1'54.948	(10)
11	S.OGDEN	31.372	J.ESTEBAN	26.435	I.ORTOLA	31.315	J.ROULSTONE	25.728	11	I.ORTOLA	1'54.946	1'54.996	(12)
12	D.ALMANSA	31.397	M.BERTELLE	26.447	C.VEIJER	31.370	M.BERTELLE	25.777	12	V.PEREZ	1'54.969	1'55.047	(13)
13	I.ORTOLA	31.470	D.HOLGADO	26.482	S.OGDEN	31.380	I.ORTOLA	25.814	13	R.ROSSI	1'54.982	1'54.982	(11)
14	N.DETTWILER	31.496	R.ROSSI	26.619	R.ROSSI	31.473	D.ALMANSA	25.838	14	J.RUEDA	1'55.140	1'55.427	(15)
15	J.RUEDA	31.514	N.CARRARO	26.656	D.HOLGADO	31.513	D.HOLGADO	25.903	15	C.VEIJER	1'55.219	1'55.219	(14)
16	C.VEIJER	31.522	J.RUEDA	26.666	A.FERNANDEZ	31.618	N.CARRARO	25.910	16	J.ROULSTONE	1'55.497	1'55.713	(17)
17	N.CARRARO	31.639	J.ROULSTONE	26.738	J.ROULSTONE	31.796	C.VEIJER	25.939	17	D.HOLGADO	1'55.639	1'55.639	(16)
18	D.HOLGADO	31.741	V.PEREZ	26.779	N.CARRARO	31.947	V.PEREZ	25.960	18	N.CARRARO	1'56.152	1'56.772	(18)
19	R.YAMANAKA	31.973	F.FARIOLI	26.849	R.YAMANAKA	32.205	F.FARIOLI	26.160	19	F.FARIOLI	1'57.329	1'57.340	(19)
20	F.FARIOLI	32.034	R.YAMANAKA	26.988	L.LUNETTA	32.214	R.YAMANAKA	26.530	20	R.YAMANAKA	1'57.696	1'58.172	(20)
21	L.LUNETTA	32.613	L.LUNETTA	27.150	F.FARIOLI	32.286	L.LUNETTA	26.735	21	L.LUNETTA	1'58.712	1'58.814	(21)

These data/results cannot be reproduced, stored and/or transmitted in whole or in part by any manner of electronic, mechanical, photocopying, recording, broadcasting or otherwise now known or herein after developed without the previous express consent by the copyright owner, except for reproduction in daily press and regular printed publications on sale to the public within 60 days of the event related to those data/results and always provided that copyright symbol appears together as follows below.

© DORNA, 2024




4226 m.

GRAN PREMIO PRAMAC DELL'EMILIA-ROMAGNA

Free Practice

Fastest Laps Sequence

<i>Practice Time</i>	 <i>Rider</i>	<i>Nation</i>	<i>Motorcycle</i>	<i>Time</i>	<i>Km/h</i>	<i>Rider's Lap</i>
4'30.900	78 Joel ESTEBAN	SPA	CFMOTO	1'59.476	127.3	2
5'04.069	18 Matteo BERTELLE	ITA	HONDA	1'58.933	127.9	2
5'15.406	82 Stefano NEPA	ITA	KTM	1'57.414	129.5	2
6'28.053	78 Joel ESTEBAN	SPA	CFMOTO	1'57.153	129.8	3
7'11.411	82 Stefano NEPA	ITA	KTM	1'56.005	131.1	3
9'07.366	82 Stefano NEPA	ITA	KTM	1'55.955	131.2	4
10'21.198	36 Angel PIQUERAS	SPA	HONDA	1'55.776	131.4	3
14'13.051	36 Angel PIQUERAS	SPA	HONDA	1'55.498	131.7	5
14'13.879	78 Joel ESTEBAN	SPA	CFMOTO	1'55.096	132.1	7
18'04.435	36 Angel PIQUERAS	SPA	HONDA	1'54.077	133.3	7
27'23.987	36 Angel PIQUERAS	SPA	HONDA	1'53.997	133.4	10
29'17.310	36 Angel PIQUERAS	SPA	HONDA	1'53.323	134.2	11
33'07.773	36 Angel PIQUERAS	SPA	HONDA	1'52.819	134.8	13

These data/results cannot be reproduced, stored and/or transmitted in whole or in part by any manner of electronic, mechanical, photocopying, recording, broadcasting or otherwise now known or herein after developed without the previous express consent by the copyright owner, except for reproduction in daily press and regular printed publications on sale to the public within 60 days of the event related to those data/results and always provided that copyright symbol appears together as follows below.

© DORNA, 2024