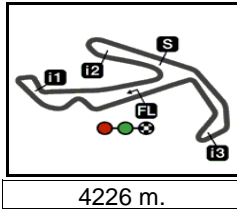


GRAN PREMIO RED BULL DI SAN MARINO E DELLA RIVIERA


Free Practice Nr. 2

Classification

10



4226 m.

	Rider	Nation	Team	Motorcycle	Time	Lap	Total	Gap	Top Speed
1	72 Marco BEZZECCHI	ITA	Pertamina Enduro VR46 Racing Te	DUCATI	1'31.237	14	17		299.1
2	1 Francesco BAGNAIA	ITA	Ducati Lenovo Team	DUCATI	1'31.332	8	14	0.095 0.095	299.1
3	89 Jorge MARTIN	SPA	Prima Pramac Racing	DUCATI	1'31.385	14	15	0.148 0.053	298.3
4	23 Enea BASTIANINI	ITA	Ducati Lenovo Team	DUCATI	1'31.390	12	12	0.153 0.005	295.8
5	21 Franco MORBIDELLI	ITA	Prima Pramac Racing	DUCATI	1'31.394	11	15	0.157 0.004	298.3
6	44 Pol ESPARGARO	SPA	Red Bull KTM Factory Racing	KTM	1'31.568	12	12	0.331 0.174	299.1
7	93 Marc MARQUEZ	SPA	Gresini Racing MotoGP	DUCATI	1'31.590	6	14	0.353 0.022	295.8
8	31 Pedro ACOSTA	SPA	Red Bull GASGAS Tech3	KTM	1'31.636	11	19	0.399 0.046	296.7
9	73 Alex MARQUEZ	SPA	Gresini Racing MotoGP	DUCATI	1'31.827	6	14	0.590 0.191	298.3
10	41 Aleix ESPARGARO	SPA	Aprilia Racing	APRILIA	1'31.833	8	11	0.596 0.006	299.1
11	20 Fabio QUARTARARO	FRA	Monster Energy Yamaha MotoGP	YAMAHA	1'31.834	10	12	0.597 0.001	291.8
12	33 Brad BINDER	RSA	Red Bull KTM Factory Racing	KTM	1'31.840	13	13	0.603 0.006	297.5
13	49 Fabio DI GIANNANTONIO	ITA	Pertamina Enduro VR46 Racing Te	DUCATI	1'31.911	8	10	0.674 0.071	291.8
14	88 Miguel OLIVEIRA	POR	Trackhouse Racing	APRILIA	1'31.950	12	14	0.713 0.039	296.7
15	43 Jack MILLER	AUS	Red Bull KTM Factory Racing	KTM	1'31.995	13	18	0.758 0.045	297.5
16	12 Maverick VIÑALES	SPA	Aprilia Racing	APRILIA	1'32.037	9	14	0.800 0.042	296.7
17	42 Alex RINS	SPA	Monster Energy Yamaha MotoGP	YAMAHA	1'32.175	14	14	0.938 0.138	293.4
18	37 Augusto FERNANDEZ	SPA	Red Bull GASGAS Tech3	KTM	1'32.232	6	14	0.995 0.057	296.7
19	30 Takaaki NAKAGAMI	JPN	IDEMITSU Honda LCR	HONDA	1'32.405	4	14	1.168 0.173	293.4
20	5 Johann ZARCO	FRA	CASTROL Honda LCR	HONDA	1'32.490	11	14	1.253 0.085	293.4
21	10 Luca MARINI	ITA	Repsol Honda Team	HONDA	1'32.550	10	12	1.313 0.060	295.8
22	25 Raul FERNANDEZ	SPA	Trackhouse Racing	APRILIA	1'32.848	9	11	1.611 0.298	295.0
23	6 Stefan BRADL	GER	HRC Test Team	HONDA	1'33.615	8	10	2.378 0.767	294.2

Practice condition: Dry

Air: 26°

Humidity: 66%

Ground: 29°

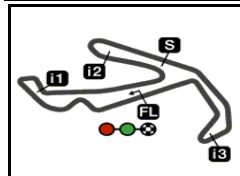
Fastest Lap:	Lap: 14	Marco BEZZECCHI	1'31.237	166.7 Km/h
Best Race Lap:	2023	Francesco BAGNAIA	1'31.791	165.7 Km/h
All-Time Lap Record:	2023	Jorge MARTIN	1'30.390	168.3 Km/h

The results are provisional until the end of the limit for protest and appeals.

Time limit for protest expires 60' after publication of the results - Time:

These data/results cannot be reproduced, stored and/or transmitted in whole or in part by any manner of electronic, mechanical, photocopying, recording, broadcasting or otherwise now known or herein after developed without the previous express consent by the copyright owner, except for reproduction in daily press and regular printed publications on sale to the public within 60 days of the event related to those data/results and always provided that copyright symbol appears together as follows below.

© DORNA, 2024



4226 m.

GRAN PREMIO RED BULL DI SAN MARINO E DELLA RIVIERA

Free Practice Nr. 2

Top Speed & Average

12



Rider	Nation	Motorcycle	Top 5 speeds					Average	Top
1 Francesco BAGNAIA	ITA	DUCATI	299.1	299.1	298.3	298.3	297.5	298.3	299.1
41 Aleix ESPARGARO	SPA	APRILIA	299.1	296.7	295.0	295.0	294.2	295.5	299.1
44 Po Espargaro	SPA	KTM	299.1	297.5	296.7	296.7	296.7	297.3	299.1
72 Marco BEZZECCHI	ITA	DUCATI	299.1	299.1	299.1	298.3	298.3	298.6	299.1
21 Franco MORBIDELLI	ITA	DUCATI	298.3	298.3	297.5	297.5	296.7	297.4	298.3
73 Alex MARQUEZ	SPA	DUCATI	298.3	298.3	297.5	296.7	295.8	296.9	298.3
89 Jorge MARTIN	SPA	DUCATI	298.3	297.5	297.5	297.5	297.5	297.6	298.3
33 Brad BINDER	RSA	KTM	297.5	297.5	296.7	295.8	295.8	296.3	297.5
43 Jack MILLER	AUS	KTM	297.5	297.5	296.7	296.7	295.8	296.8	297.5
12 Maverick VIÑALES	SPA	APRILIA	296.7	295.8	295.8	295.0	294.2	295.5	296.7
31 Pedro ACOSTA	SPA	KTM	296.7	295.8	295.8	295.8	295.0	295.6	296.7
37 Augusto FERNANDEZ	SPA	KTM	296.7	295.8	295.8	295.0	295.0	295.7	296.7
88 Miguel OLIVEIRA	POR	APRILIA	296.7	295.8	295.8	295.8	295.0	295.7	296.7
10 Luca MARINI	ITA	HONDA	295.8	295.0	294.2	294.2	294.2	294.7	295.8
23 Enea BASTIANINI	ITA	DUCATI	295.8	295.8	295.0	295.0	295.0	295.3	295.8
93 Marc MARQUEZ	SPA	DUCATI	295.8	295.8	295.0	294.2	294.2	294.8	295.8
25 Raul FERNANDEZ	SPA	APRILIA	295.0	294.2	293.4	293.4	292.6	293.7	295.0
6 Stefan BRADL	GER	HONDA	294.2	293.4	293.4	292.6	285.7	291.9	294.2
5 Johann ZARCO	FRA	HONDA	293.4	293.4	293.4	292.6	291.8	292.9	293.4
30 Takaaki NAKAGAMI	JPN	HONDA	293.4	291.8	291.8	291.1	291.1	291.8	293.4
42 Alex RINS	SPA	YAMAHA	293.4	292.6	292.6	291.8	291.8	292.4	293.4
20 Fabio QUARTARARO	FRA	YAMAHA	291.8	291.8	291.8	291.8	291.8	291.8	291.8
49 Fabio DI GIANNANTONIO	ITA	DUCATI	291.8	291.8	291.8	291.8	291.1	291.6	291.8

These data/results cannot be reproduced, stored and/or transmitted in whole or in part by any manner of electronic, mechanical, photocopying, recording, broadcasting or otherwise now known or herein after developed without the previous express consent by the copyright owner, except for reproduction in daily press and regular printed publications on sale to the public within 60 days of the event related to those data/results and always provided that copyright symbol appears together as follows below.

© DORNA, 2024

Official MotoGP Timing by TISSOT
www.motogp.com



Misano Adriatico, Saturday, September 07, 2024

GRAN PREMIO RED BULL DI SAN MARINO E DELLA RIVIERA

Free Practice Nr. 2

Chronological Analysis of Performances

13

* Lap / Sector time cancelled

T1 Time from finish line to 1st intermediate

T3 Time from 2nd intermed. to 3rd intermed.

P Crossing the finish line in pit lane

T2 Time from 1st intermed. to 2nd intermed.

T4 Time from 3rd intermediate to finish line

**Tyre data subject to further updates

Lap	Lap Time	T1	T2	T3	T4	Speed	Lap	Lap Time	T1	T2	T3	T4	Speed	
1st	72	Marco BEZZECCHI DUCATI ITA						10	1'43.680	36.373	20.818	25.583	20.906	295.8
		Pertamina Enduro VR46 Racing Team						11	1'31.557	25.824	20.451	24.754	20.528	297.5
		Runs=3 Total laps=17 Full laps=12 Valid laps=7						12	1'31.535	25.730	20.255	24.951	20.599	299.1
Run #	1	Front Tyre Slick-Soft		Rear Tyre Slick-Soft			13	1'35.757 *	28.646*	20.931	25.339	20.841	295.8	
		19 Laps at start		4 Laps at start			14	1'31.367	25.669	20.350	24.751	20.597	298.3	
1	1'51.546	35.171	23.946	27.644	22.463	284.2								
2	1'36.283	27.141	21.106	26.411	21.625	293.4								
3	1'30.579 P	26.272	22.643	25.487	16.177	298.3								
Run #	2	Front Tyre Slick-Medium		Rear Tyre Slick-Soft			3rd	89	Jorge MARTIN DUCATI SPA					
		19 Laps at start		19 Laps at start					Prima Pramac Racing					
		8 Laps at start		4 Laps at start					Runs=2 Total laps=15 Full laps=12 Valid laps=9					
4	1'47.985 *	36.258	23.171	26.912*	21.644	288.7	Run #	1	Front Tyre Slick-Medium		Rear Tyre Slick-Soft			
5	1'33.138 *	26.292	20.887	25.106*	20.853	296.7			20 Laps at start		4 Laps at start			
6	1'32.409	26.120	20.603	24.836	20.850	298.3	1	2'25.133	34.169	22.270	26.693	21.515	288.7	
7	1'33.589 *	26.212*	21.374	25.167	20.836	298.3	2	1'35.428 *	27.894*	20.998	25.467	21.069*	295.8	
8	1'32.075 *	25.860	20.525	25.155*	20.535	299.1	3	1'32.626	26.033	20.546	25.157	20.890	297.5	
9	1'31.939	25.878	20.509	24.879	20.673	296.7	4	1'31.684	25.805	20.332	24.932	20.615	298.3	
10	1'30.471 P	26.929*	21.018	26.116	16.408	294.2	5	1'31.839	25.841	20.316	25.010	20.672	297.5	
Run #	3	Front Tyre Slick-Medium		Rear Tyre Slick-Soft			6	1'31.789	25.790	20.358	24.981	20.660	297.5	
		8 Laps at start		4 Laps at start			7	1'38.160 *	29.890*	21.439	25.684	21.147	296.7	
11	1'44.656	33.725	21.287	28.622	21.022	269.3	8	1'30.989 P	27.501*	21.292	25.264	16.932	295.8	
12	1'31.968	25.940	20.651	24.847	20.530	296.7	Run #	2	Front Tyre Slick-Medium		Rear Tyre Slick-Soft			
13	1'31.715	25.787	20.525	24.796	20.607	298.3			28 Laps at start		3 Laps at start			
14	1'31.237	25.718	20.386	24.711	20.422	297.5	9	1'44.108	34.268	22.142	26.231	21.467	284.9	
15	1'40.767 *	27.470*	25.269	26.599	21.429	289.5	10	1'34.409	26.530	20.674	25.479	21.726	296.7	
16	1'31.756	25.815	20.509	24.685	20.747	299.1	11	1'34.311	25.970	20.424	26.488	21.429	296.7	
17	1'33.669 *	27.315*	20.685	25.071	20.598	299.1	12	1'31.638	25.956	20.356	24.742	20.584	297.5	
							13	1'31.415	25.698	20.350	24.759	20.608	297.5	
							14	1'31.385	25.699	20.312	24.748	20.626	297.5	
							15	1'41.588 *	28.142*	20.884	26.268*	26.294	294.2	
2nd	1	Francesco BAGNAIA DUCATI ITA						4th	23	Enea BASTIANINI DUCATI ITA				
		Ducati Lenovo Team								Ducati Lenovo Team				
		Runs=3 Total laps=14 Full laps=9 Valid laps=7								Runs=3 Total laps=12 Full laps=8 Valid laps=8				
Run #	1	Front Tyre Slick-Medium		Rear Tyre Slick-Soft			Run #	1	Front Tyre Slick-Medium		Rear Tyre Slick-Soft			
		16 Laps at start		3 Laps at start					14 Laps at start		4 Laps at start			
1	2'17.409	35.060	22.358	26.989	22.033	284.9	1	7'52.168 P	35.229	24.575	42.884	5'22.461	227.3	
2	1'29.262 P	26.750	20.926	25.777	15.809	298.3	Run #	2	Front Tyre Slick-Medium		Rear Tyre Slick-Soft			
Run #	2	Front Tyre Slick-Medium		Rear Tyre Slick-Soft					9 Laps at start		5 Laps at start			
		7 Laps at start		4 Laps at start			2	1'44.849	34.535	22.283	26.457	21.574	292.6	
3	1'49.083	37.949	23.396	26.436	21.302	292.6	3	1'33.103	26.382	20.687	25.248	20.786	294.2	
4	1'32.608	26.179	20.508	25.223	20.698	297.5	4	1'32.501	26.139	20.581	25.170	20.611	293.4	
5	1'31.965	26.008	20.317	24.906	20.734	299.1	5	1'31.768	25.821	20.387	24.949	20.611	295.0	
6	1'35.390 *	28.179*	20.938	25.373	20.900	294.2	6	1'31.672	25.774	20.408	24.909	20.581	295.8	
7	1'31.767	25.753	20.453	25.003	20.558	295.0	7	1'31.657	25.736	20.400	24.965	20.556	295.0	
8	1'31.332	25.724	20.300	24.770	20.538	296.7	8	1'31.324 P	27.768*	20.885	25.935	16.736	291.1	
9	1'30.991 P	27.896*	21.017	25.841	16.237	289.5								
Run #	3	Front Tyre Slick-Medium		Rear Tyre Slick-Soft										
		14 Laps at start		11 Laps at start										

Fastest Lap:	Marco BEZZECCHI	Pertamina Enduro VR	ITA	1'31.237	25.718	20.386	24.711	20.422
---------------------	-----------------	---------------------	-----	-----------------	--------	--------	--------	--------

These data/results cannot be reproduced, stored and/or transmitted in whole or in part by any manner of electronic, mechanical, photocopying, recording, broadcasting or otherwise now known or herein after developed without the previous express consent by the copyright owner, except for reproduction in daily press and regular printed publications on sale to the public within 60 days of the event related to those data/results and always provided that copyright symbol appears together as follows below.

© DORNA, 2024

Free Practice Nr. 2

MotoGP

Lap	Lap Time	T1	T2	T3	T4	Speed	Lap	Lap Time	T1	T2	T3	T4	Speed
Run # 3	Front Tyre Slick-Medium Rear Tyre Slick-Soft						2	1'38.673	27.967	22.882	26.272	21.552	291.1
	16 Laps at start					12 Laps at start	3	1'33.916 *	26.584	20.904	25.436	20.992*	292.6
9	1'42.044	34.236	21.284	25.508	21.016	293.4	4	1'32.108	25.900	20.527	25.194	20.487	294.2
10	1'37.316	25.915	24.287	25.929	21.185	292.6	5	1'31.597	25.754	20.332	25.067	20.444	295.8
11	1'32.456	25.988	20.599	25.171	20.698	295.8	6	1'31.590	25.762	20.325	25.084	20.419	295.8
12	1'31.390	25.682	20.325	24.844	20.539	295.0	7	1'35.316 P	28.454*	22.447	27.351	17.064	273.4
5th 21	Franco MORBIDELLI DUCATI ITA						Run # 2	Front Tyre Slick-Medium Rear Tyre Slick-Soft					
	Prima Pramac Racing							15 Laps at start					20 Laps at start
	Runs=2 Total laps=15 Full laps=12 Valid laps=10						8	1'55.859	36.041	26.089	27.458	26.271	275.5
Run # 1	Front Tyre Slick-Medium Rear Tyre Slick-Soft						9	1'36.652	27.298	21.364	26.574	21.416	267.9
	17 Laps at start					4 Laps at start	10	1'33.168	26.260	20.652	25.439	20.817	295.0
1	2'16.742	36.871	22.933	27.413	22.383	281.9	11	1'32.120	25.927	20.518	25.070	20.605	294.2
2	1'34.306 *	26.527	21.293	25.376	21.110*	295.8	12	1'32.920 *	25.847	20.444	25.654*	20.975	294.2
3	1'32.896 *	26.080	20.637	25.345*	20.834	297.5	13	1'31.935	25.758	20.448	25.144	20.585	294.2
4	1'32.100	25.882	20.467	25.036	20.715	298.3	14	1'44.127 *	31.993*	22.703	27.154	22.277	264.7
5	1'31.848	25.850	20.462	24.948	20.588	296.7							
6	1'31.884	25.838	20.457	24.945	20.644	298.3	8th 31	Pedro ACOSTA KTM SPA					
7	1'38.080 P	30.507*	22.762	27.346	17.465	273.4		Red Bull GASGAS Tech3					
								Runs=1 Total laps=19 Full laps=18 Valid laps=11					
Run # 2	Front Tyre Slick-Medium Rear Tyre Slick-Soft						Run # 1	Front Tyre Slick-Medium Rear Tyre Slick-Soft					
	8 Laps at start					4 Laps at start		6 Laps at start					3 Laps at start
8	1'44.090	35.876	21.624	25.727	20.863	291.1	1	2'18.317	36.011	22.040	26.521	21.684	295.8
9	1'32.075	25.859	20.525	25.039	20.652	296.7	2	1'34.790 *	26.414	20.931	26.413*	21.032	288.0
10	1'31.712	25.776	20.381	25.058	20.497	295.8	3	1'32.792	26.220	20.603	25.269	20.700	296.7
11	1'31.394	25.603	20.412	24.925	20.454	296.7	4	1'32.106	25.981	20.399	25.062	20.664	295.0
12	1'31.533	25.628	20.465	24.827	20.613	297.5	5	1'32.027	25.807	20.486	25.143	20.591	293.4
13	1'41.921	31.572	24.084	25.424	20.841	295.0	6	1'33.126 *	25.986	20.511	25.806*	20.823	295.8
14	1'31.452	25.688	20.377	24.875	20.512	295.8	7	1'32.492 *	25.987*	20.439	25.386*	20.680	293.4
15	1'46.844	26.910	29.536	27.884	22.514	270.0	8	1'31.822	25.730	20.366	25.124	20.602	294.2
							9	1'38.917 *	27.548*	24.058	26.025	21.286	293.4
6th 44	Poi ESPARGARO KTM SPA						10	1'31.927	25.845	20.432	25.059	20.591	293.4
	Red Bull KTM Factory Racing						11	1'31.636	25.771	20.409	24.858	20.598	293.4
	Runs=2 Total laps=12 Full laps=9 Valid laps=6						12	1'37.297 *	28.735*	21.797	26.087	20.678	286.4
Run # 1	Front Tyre Slick-Medium Rear Tyre Slick-Soft						13	1'31.900	25.999	20.400	24.919	20.582	295.0
	11 Laps at start					4 Laps at start	14	1'37.980	30.595	21.109	25.469	20.807	291.8
1	2'01.900	34.106	22.655	26.712	21.550	295.8	15	1'32.071	25.780	20.732	25.059	20.500	295.0
2	1'34.614	26.556	20.760	26.279	21.019	295.8	16	1'32.310	25.874	20.619	25.201	20.616	292.6
3	1'32.677	26.103	20.592	25.127	20.855	296.7	17	1'31.687	25.755	20.496	24.833	20.603	295.8
4	1'32.300	26.071	20.419	25.197	20.613	295.8	18	1'45.842 *	34.519*	22.301	26.491	22.531	291.8
5	1'35.543 *	28.912*	20.802	25.167	20.662	296.7	19	1'37.382 *	27.433	21.501	26.412*	22.036	288.7
6	1'31.896	25.969	20.372	24.951	20.604	297.5							
7	6'53.592 P						9th 73	Alex MARQUEZ DUCATI SPA					
Run # 2	Front Tyre Slick-Medium Rear Tyre Slick-Soft							Gresini Racing MotoGP					
	8 Laps at start					4 Laps at start		Runs=2 Total laps=14 Full laps=11 Valid laps=9					
8	1'43.711 *	34.775	21.510	26.229	21.197*	291.8	Run # 1	Front Tyre Slick-Medium Rear Tyre Slick-Soft					
9	1'32.523	26.169	20.445	25.171	20.738	295.8		7 Laps at start					4 Laps at start
10	1'37.140 *	27.254	22.698	26.017	21.171*	292.6	1	2'03.363	34.316	22.358	26.307	21.921	293.4
11	1'31.851 *	25.938	20.378	24.953*	20.582	299.1	2	1'38.829	26.617	20.802	26.196	25.214	298.3
12	1'31.568	25.741	20.327	24.907	20.593	296.7	3	1'32.832	26.139	20.684	25.125	20.884	297.5
	PIT	28.987	22.800	27.800	17.584	273.4	4	1'32.062	25.974	20.403	24.997	20.688	298.3
							5	1'33.312	25.869	20.462	25.796	21.185	295.0
7th 93	Marc MARQUEZ DUCATI SPA						6	1'31.827	25.921	20.317	24.996	20.593	295.8
	Gresini Racing MotoGP						7	1'35.284 P	31.348*	22.011	25.842	16.083	292.6
	Runs=2 Total laps=14 Full laps=11 Valid laps=8						Run # 2	Front Tyre Slick-Medium Rear Tyre Slick-Soft					
Run # 1	Front Tyre Slick-Medium Rear Tyre Slick-Soft							14 Laps at start					11 Laps at start
	8 Laps at start					13 Laps at start	8	1'48.530	34.931	22.167	30.080	21.352	179.4
1	2'55.919	35.703	23.099	29.997	24.105	264.0							

Fastest Lap: Marco BEZZECCHI Pertamina Enduro VR ITA **1'31.237** 25.718 20.386 24.711 20.422

These data/results cannot be reproduced, stored and/or transmitted in whole or in part by any manner of electronic, mechanical, photocopying, recording, broadcasting or otherwise now known or herein after developed without the previous express consent by the copyright owner, except for reproduction in daily press and regular printed publications on sale to the public within 60 days of the event related to those data/results and always provided that copyright symbol appears together as follows below.
© DORNA, 2024

Free Practice Nr. 2

MotoGP

Lap	Lap Time	T1	T2	T3	T4	Speed	Lap	Lap Time	T1	T2	T3	T4	Speed
9	1'35.955 *	27.624*	21.760	25.699	20.872	295.0	4	1'32.353	26.015	20.436	25.246	20.656	297.5
10	1'32.009	26.030	20.434	25.007	20.538	295.8	5	1'32.309	26.032	20.591	25.049	20.637	295.0
11	1'32.173	26.042	20.451	25.046	20.634	294.2	6	1'32.044	25.992	20.428	24.960	20.664	295.8
12	1'33.007 *	26.066	20.485	25.482*	20.974	296.7	7	1'36.614 P	26.172	24.797	26.782	18.863	284.9
13	1'33.468	26.064	20.958	25.659	20.787	295.8	Run # 2 Front Tyre Slick-Medium Rear Tyre Slick-Soft						
14	1'32.230	26.022	20.455	25.093	20.660	294.2	15 Laps at start 4 Laps at start						
	PIT	30.519	21.080	25.886	17.393	295.0	8	1'54.695	36.197	22.023	32.238	24.237	269.3

10th 41 **Alex ESPARGARO** APRILIA SPA
Aprilia Racing
Runs=2 Total laps=11 Full laps=8 Valid laps=6

Run #	1	Front Tyre	Slick-Medium	Rear Tyre	Slick-Soft
		7 Laps at start		4 Laps at start	
1	2'30.340	35.002	22.768	27.043	21.742 289.5
2	1'34.092	26.631	20.944	25.333	21.184 294.2
3	1'33.053	26.157	20.759	25.167	20.970 293.4
4	1'32.347	25.975	20.564	25.094	20.714 295.0
5	1'32.245	25.951	20.466	25.057	20.771 296.7
6	1'41.661 *	30.732*	21.522	26.274	23.133 294.2
7	1'35.631 *	27.948*	21.592	25.335	20.756 295.0
8	1'31.833	25.852	20.483	24.905	20.593 299.1
9	1'33.413 P	27.338	22.464	26.358	17.253 273.4
		16 Laps at start		13 Laps at start	
10	1'44.175 *	34.280	21.431	26.549*	21.915 292.6
11	1'32.889	26.244	20.747	25.055	20.843 294.2
	PIT	31.317	25.866	26.825	17.003 288.7

11th 20 **Fabio QUARTARARO** YAMAHA FRA
Monster Energy Yamaha MotoGP Team
Runs=2 Total laps=12 Full laps=9 Valid laps=8

Run #	1	Front Tyre	Slick-Medium	Rear Tyre	Slick-Soft
		13 Laps at start		12 Laps at start	
1	2'56.424	36.072	22.654	29.652	24.138 280.5
2	1'35.760	27.741	21.169	25.683	21.167 288.7
3	1'32.463	25.981	20.562	25.102	20.818 291.1
4	1'32.136	25.843	20.494	25.100	20.699 288.7
5	1'31.863	25.726	20.468	25.004	20.665 291.8
6	1'31.908	25.815	20.363	24.999	20.731 291.8
7	1'37.885 P	31.153*	22.052	28.590	16.090 238.9
		20 Laps at start		6 Laps at start	
8	1'44.124 *	35.058	21.500	26.012	21.554* 289.5
9	1'33.351	26.706	20.710	25.118	20.817 291.1
10	1'31.834	25.783	20.404	24.998	20.649 291.8
11	1'31.928	25.724	20.354	25.079	20.771 291.8
12	1'31.896 *	25.765	20.406	25.005	20.720* 291.8
	PIT	25.775	25.367	28.263	16.651 263.4

12th 33 **Brad BINDER** KTM RSA
Red Bull KTM Factory Racing
Runs=2 Total laps=13 Full laps=10 Valid laps=10

Run #	1	Front Tyre	Slick-Medium	Rear Tyre	Slick-Soft
		8 Laps at start		4 Laps at start	
1	2'04.667	36.291	28.483	26.806	21.617 295.8
2	1'34.145	26.527	20.867	25.605	21.146 297.5
3	1'32.538	26.127	20.653	24.986	20.772 295.8

13th 49 **Fabio DI GIANNANTONI** DUCATI ITA
Pertamina Enduro VR46 Racing Team
Runs=2 Total laps=10 Full laps=7 Valid laps=6

Run #	1	Front Tyre	Slick-Medium	Rear Tyre	Slick-Soft
		15 Laps at start		4 Laps at start	
1	2'06.277	34.434	22.069	26.130	21.722 288.7
2	1'34.975 *	26.499	21.631	25.743*	21.102 291.8
3	1'32.921	25.951	20.956	25.126	20.888 291.8
4	1'32.401	25.859	20.703	25.089	20.750 291.8
5	1'33.861 P	25.704	23.281	26.739	18.137 284.9
		7 Laps at start		3 Laps at start	
6	1'42.788	34.326	21.536	25.770	21.156 288.0
7	1'32.483	25.877	20.866	24.913	20.827 290.3
8	1'31.911	25.710	20.593	24.933	20.675 291.1
9	1'32.085	25.683	20.711	24.960	20.731 291.1
10	1'31.989	25.688	20.698	24.922	20.681 291.8
	PIT	29.265	22.855	26.666	18.342 287.2

14th 88 **Miguel OLIVEIRA** APRILIA POR
Trackhouse Racing
Runs=2 Total laps=14 Full laps=11 Valid laps=8

Run #	1	Front Tyre	Slick-Medium	Rear Tyre	Slick-Soft
		8 Laps at start		4 Laps at start	
1	2'17.276	35.259	22.322	26.974	22.608 293.4
2	1'35.741	26.606	21.022	26.902	21.211 262.1
3	1'32.752	26.029	20.742	25.275	20.706 295.8
4	1'33.594	25.885	20.840	25.786	21.083 291.8
5	1'32.492	25.953	20.555	25.314	20.670 295.8
6	1'34.318 *	26.036	20.451	25.717*	22.114 296.7
7	1'32.622 P	28.647*	21.376	26.233	16.366 286.4
		15 Laps at start		4 Laps at start	
8	1'43.642 *	34.743	21.717	26.044	21.138* 291.8
9	1'33.438	26.133	20.918	25.342	21.045 292.6
10	1'32.145 *	25.937	20.524	25.119	20.565* 294.2
11	1'36.069 *	27.560*	21.302	25.908	21.299 291.1
12	1'31.950	25.751	20.563	25.032	20.604 295.8
13	1'31.988	25.785	20.478	25.161	20.564 295.0
14	1'32.034	25.808	20.443	25.140	20.643 295.0
	PIT	28.336	21.701	26.766	16.969 281.9

Fastest Lap: Marco BEZZECCHI Pertamina Enduro VR ITA **1'31.237** 25.718 20.386 24.711 20.422

These data/results cannot be reproduced, stored and/or transmitted in whole or in part by any manner of electronic, mechanical, photocopying, recording, broadcasting or otherwise now known or herein after developed without the previous express consent by the copyright owner, except for reproduction in daily press and regular printed publications on sale to the public within 60 days of the event related to those data/results and always provided that copyright symbol appears together as follows below.
© DORNA, 2024

Official MotoGP Timing by TISSOT
www.motogp.com



Free Practice Nr. 2

MotoGP

Lap	Lap Time	T1	T2	T3	T4	Speed	Lap	Lap Time	T1	T2	T3	T4	Speed		
15th	43	Jack MILLER				KTM	AUS	4	1'32.285	25.900	20.500	25.174	20.711	293.4	
		Red Bull KTM Factory Racing						5	1'32.578	25.889	20.560	25.160	20.969	292.6	
		Runs=2 Total laps=18 Full laps=15 Valid laps=12						6	1'38.344 *	29.925*	21.340	25.939	21.140	288.0	
		Run #	1	Front Tyre	Slick-Medium	Rear Tyre	Slick-Soft		7	1'29.899 P	26.133	20.697	25.341	17.728	289.5
						19 Laps at start		4 Laps at start							
		1	2'00.413	34.628	23.148	26.586	21.421	293.4							
		2	1'34.306	26.851	20.810	25.692	20.953	294.2							
		3	1'32.722	26.249	20.440	25.219	20.814	295.8							
		4	1'32.356	26.014	20.394	25.274	20.674	295.0							
		5	1'43.369	31.251	24.914	26.348	20.856	284.9							
6	1'32.374	26.226	20.429	25.135	20.584	297.5									
7	1'40.850 *	27.466*	23.336	27.165	22.883	284.9									
8	1'32.106	26.073	20.419	25.040	20.574	296.7									
9	1'32.606 P	28.163*	21.369	26.636	16.438	291.1									
Run #	2	Front Tyre	Slick-Medium	Rear Tyre	Slick-Soft										
				8 Laps at start		4 Laps at start									
10	1'53.595	35.845	21.643	28.235	27.872	267.3									
11	1'34.224	27.256	20.729	25.470	20.769	295.0									
12	1'32.415 *	26.032	20.464	25.207*	20.712	294.2									
13	1'31.995	25.994	20.360	25.060	20.581	295.0									
14	1'34.922	25.976	22.675	25.549	20.722	295.0									
15	1'32.120	26.006	20.447	25.075	20.592	297.5									
16	1'32.174	26.018	20.412	25.077	20.667	296.7									
17	1'38.349 *	28.165*	21.435	26.394	22.355	288.7									
18	1'32.498	26.323	20.409	25.167	20.599	294.2									
18th	37	Augusto FERNANDEZ				KTM	SPA								
		Red Bull GASGAS Tech3													
		Runs=2 Total laps=14 Full laps=11 Valid laps=11													
		Run #	1	Front Tyre	Slick-Medium	Rear Tyre	Slick-Soft								
						7 Laps at start		4 Laps at start							
		1	2'05.506	36.296	26.925	28.316	21.624	280.5							
		2	1'33.852	26.600	20.867	25.441	20.944	294.2							
		3	1'36.829	26.055	20.610	28.530	21.634	293.4							
		4	1'32.233	25.885	20.491	25.098	20.759	295.0							
		5	1'32.498	25.867	20.664	25.125	20.842	295.0							
6	1'32.232	25.937	20.500	25.075	20.720	294.2									
7	1'33.322 P	27.652	22.840	26.179	16.651	284.9									
Run #	2	Front Tyre	Slick-Medium	Rear Tyre	Slick-Soft										
				14 Laps at start		3 Laps at start									
8	1'50.575	36.413	21.634	31.216	21.312	164.1									
9	1'45.330	26.151	20.719	29.818	28.642	247.7									
10	1'36.778	27.370	21.313	26.763	21.332	266.6									
11	1'33.302	26.225	20.801	25.367	20.909	295.8									
12	1'32.244	25.904	20.557	25.055	20.728	296.7									
13	1'32.657	25.815	20.542	25.231	21.069	294.2									
14	1'32.326	25.871	20.696	25.087	20.672	295.8									
	PIT	27.433	20.706	25.463	16.487	294.2									
16th	12	Maverick VIÑALES				APRILIA	SPA								
		Aprilia Racing													
		Runs=2 Total laps=14 Full laps=11 Valid laps=9													
		Run #	1	Front Tyre	Slick-Soft	Rear Tyre	Slick-Soft								
						4 Laps at start		3 Laps at start							
		1	2'31.088	34.413	23.070	26.479	21.741	292.6							
		2	1'34.201 *	26.593	21.248	25.323*	21.037	295.8							
		3	1'34.041	26.147	20.719	26.128	21.047	292.6							
		4	1'32.459	25.975	20.668	25.008	20.808	296.7							
		5	1'32.085	25.883	20.571	24.913	20.718	295.8							
6	1'34.873 P	27.627	23.005	26.303	17.938	294.2									
Run #	2	Front Tyre	Slick-Medium	Rear Tyre	Slick-Soft										
				7 Laps at start		4 Laps at start									
7	1'45.028	34.142	21.969	27.695	21.222	261.5									
8	1'32.940	26.197	20.855	25.020	20.868	292.6									
9	1'32.037	25.769	20.605	24.936	20.727	293.4									
10	1'35.583 *	25.793	20.510	28.335*	20.945	284.9									
11	1'32.112	25.865	20.571	24.961	20.715	295.0									
12	1'33.954	25.761	21.881	25.467	20.845	292.6									
13	1'34.996	25.865	22.405	25.759	20.967	291.1									
14	1'33.115	25.818	20.616	25.248	21.433	293.4									
19th	30	Takaaki NAKAGAMI				HONDA	JPN								
		IDEMITSU Honda LCR													
		Runs=2 Total laps=14 Full laps=11 Valid laps=9													
		Run #	1	Front Tyre	Slick-Soft	Rear Tyre	Slick-Soft								
						4 Laps at start		4 Laps at start							
		1	2'11.116	34.502	23.675	27.320	21.821	286.4							
		2	1'35.385	26.764	21.367	26.101	21.153	287.2							
		3	1'33.125	26.219	20.826	25.304	20.776	291.1							
		4	1'32.405	25.966	20.582	25.168	20.689	291.8							
		5	1'41.194	26.064	24.916	29.143	21.071	208.0							
6	1'32.864 P	27.944	22.540	25.849	16.531	293.4									
Run #	2	Front Tyre	Slick-Soft	Rear Tyre	Slick-Soft										
				10 Laps at start		10 Laps at start									
7	1'43.622	33.622	21.895	26.749	21.356	282.7									
8	1'33.636	26.522	20.666	25.431	21.017	287.2									
9	1'33.108 *	26.067	20.651	25.560*	20.830	289.5									
10	1'32.770	25.959	20.660	25.445	20.706	291.8									
11	1'33.089	25.981	20.792	25.467	20.849	290.3									
12	1'42.022 *	32.160*	22.362	26.269	21.231	288.7									
17th	42	Alex RINS				YAMAHA	SPA								
		Monster Energy Yamaha MotoGP Team													
		Runs=2 Total laps=14 Full laps=11 Valid laps=9													
		Run #	1	Front Tyre	Slick-Medium	Rear Tyre	Slick-Soft								
				7 Laps at start		3 Laps at start									
1	2'56.509	37.678	22.639	29.607	23.960	274.8									
2	1'35.796	27.865	21.254	25.659	21.018	289.5									
3	1'32.797	26.162	20.689	25.176	20.770	292.6									

Fastest Lap: Marco BEZZECCHI Pertamina Enduro VR ITA **1'31.237** 25.718 20.386 24.711 20.422

These data/results cannot be reproduced, stored and/or transmitted in whole or in part by any manner of electronic, mechanical, photocopying, recording, broadcasting or otherwise now known or herein after developed without the previous express consent by the copyright owner, except for reproduction in daily press and regular printed publications on sale to the public within 60 days of the event related to those data/results and always provided that copyright symbol appears together as follows below.
© DORNA, 2024

Free Practice Nr. 2

MotoGP

Lap	Lap Time	T1	T2	T3	T4	Speed	Lap	Lap Time	T1	T2	T3	T4	Speed
13	1'32.971	26.112	20.674	25.367	20.818	289.5	6	1'28.988 P	25.984	20.674	25.131	17.199	294.2
14	1'32.784	26.079	20.608	25.282	20.815	291.1	Run # 2 Front Tyre Slick-Medium Rear Tyre Slick-Soft						
	PIT	28.213	21.654	26.525	16.540	281.2	12 Laps at start			4 Laps at start			

20th 5 **Johann ZARCO** HONDA FRA
CASTROL Honda LCR
Runs=2 Total laps=14 Full laps=11 Valid laps=9

Run #	1	Front Tyre	Slick-Medium	Rear Tyre	Slick-Soft
		8 Laps at start		4 Laps at start	
1	1'53.393	34.637	24.025	26.901	21.719 289.5
2	1'35.245	26.803	20.904	26.367	21.171 291.1
3	1'33.631	26.416	20.828	25.504	20.883 291.1
4	1'33.355	26.298	20.664	25.546	20.847 290.3
5	1'33.556	26.224	20.847	25.498	20.987 289.5
6	1'41.709 *	31.670*	22.931	25.937	21.171 293.4
7	1'37.537 P	33.042*	22.011	26.084	16.400 291.1

Run #	2	Front Tyre	Slick-Medium	Rear Tyre	Slick-Soft
		15 Laps at start		4 Laps at start	
8	1'46.380	34.188	22.094	27.567	22.531 289.5
9	1'33.175	26.242	20.803	25.297	20.833 293.4
10	1'32.765	26.057	20.528	25.448	20.732 292.6
11	1'32.490	26.035	20.536	25.252	20.667 293.4
12	1'34.796 *	26.692	20.753	26.022*	21.329 290.3
13	1'33.149	26.199	20.598	25.475	20.877 291.8
14	1'33.563	26.194	20.695	25.704	20.970 291.1

21st 10 **Luca MARINI** HONDA ITA
Repsol Honda Team
Runs=2 Total laps=12 Full laps=9 Valid laps=9

Run #	1	Front Tyre	Slick-Medium	Rear Tyre	Slick-Soft
		12 Laps at start		3 Laps at start	
1	1'53.605	33.642	22.072	26.182	21.511 293.4
2	1'35.492	26.830	20.980	26.358	21.324 292.6
3	1'33.421	26.273	20.862	25.351	20.935 295.0
4	1'33.237	26.220	20.816	25.365	20.836 294.2
5	1'33.490	26.284	20.840	25.495	20.871 293.4
6	1'30.289 P	26.834	20.842	26.003	16.610 292.6

Run #	2	Front Tyre	Slick-Medium	Rear Tyre	Slick-Soft
		18 Laps at start		9 Laps at start	
7	1'47.568	37.249	22.079	26.998	21.242 286.4
8	1'40.119	26.592	20.969	27.278	25.280 279.7
9	1'33.468	26.204	20.792	25.238	21.234 294.2
10	1'32.550	26.085	20.617	25.064	20.784 295.8
11	1'43.729	30.478	22.394	26.594	24.263 289.5
12	1'32.979	26.201	20.787	25.136	20.855 294.2
	PIT	26.180	26.657	27.562	17.346 279.7

22nd 25 **Raul FERNANDEZ** APRILIA SPA
Trackhouse Racing
Runs=2 Total laps=11 Full laps=8 Valid laps=5

Run #	1	Front Tyre	Slick-Medium	Rear Tyre	Slick-Soft
		6 Laps at start		6 Laps at start	
1	2'34.656	34.771	22.758	26.348	21.650 288.7
2	1'34.298 *	26.652	21.116	25.488	21.042* 291.8
3	1'32.911	26.156	20.746	25.220	20.789 292.6
4	1'36.849	26.048	23.155	26.528	21.118 291.1
5	1'37.893	26.074	24.680	25.952	21.187 291.8

Fastest Lap: Marco BEZZECCHI Pertamina Enduro VR ITA **1'31.237** 25.718 20.386 24.711 20.422

These data/results cannot be reproduced, stored and/or transmitted in whole or in part by any manner of electronic, mechanical, photocopying, recording, broadcasting or otherwise now known or herein after developed without the previous express consent by the copyright owner, except for reproduction in daily press and regular printed publications on sale to the public within 60 days of the event related to those data/results and always provided that copyright symbol appears together as follows below.
© DORNA, 2024

Official MotoGP Timing by TISSOT
www.motogp.com




Misano Adriatico, Saturday, September 07, 2024 Page 5 of 5

GRAN PREMIO RED BULL DI SAN MARINO E DELLA RIVIERA

Free Practice Nr. 2

Combined Practice Times

7

	Rider	Nation	Team	MOTORCYCLE	FP1	FP2	Gap
1	72 M.BEZZECCHI	ITA	Pertamina Enduro VR46 Racing Team	DUCATI	1'32.595 19	1'31.237 14	
2	1 F.BAGNAIA	ITA	Ducati Lenovo Team	DUCATI	1'32.169 16	1'31.332 8	0.095 0.095
3	89 J.MARTIN	SPA	Prima Pramac Racing	DUCATI	1'31.707 13	1'31.385 14	0.148 0.053
4	23 E.BASTIANINI	ITA	Ducati Lenovo Team	DUCATI	1'32.468 15	1'31.390 12	0.153 0.005
5	21 F.MORBIDELLI	ITA	Prima Pramac Racing	DUCATI	1'31.949 14	1'31.394 11	0.157 0.004
6	44 P.ESPARGARO	SPA	Red Bull KTM Factory Racing	KTM	1'31.920 13	1'31.568 12	0.331 0.174
7	93 M.MARQUEZ	SPA	Gresini Racing MotoGP	DUCATI	1'31.744 14	1'31.590 6	0.353 0.022
8	31 P.ACOSTA	SPA	Red Bull GASGAS Tech3	KTM	1'32.354 16	1'31.636 11	0.399 0.046
9	73 A.MARQUEZ	SPA	Gresini Racing MotoGP	DUCATI	1'32.616 12	1'31.827 6	0.590 0.191
10	41 A.ESPARGARO	SPA	Aprilia Racing	APRILIA	1'32.098 18	1'31.833 8	0.596 0.006
11	20 F.QUARTARARO	FRA	Monster Energy Yamaha MotoGP Team	YAMAHA	1'31.976 18	1'31.834 10	0.597 0.001
12	33 B.BINDER	RSA	Red Bull KTM Factory Racing	KTM	1'32.135 20	1'31.840 13	0.603 0.006
13	49 F.DI GIANNANTO	ITA	Pertamina Enduro VR46 Racing Team	DUCATI	1'33.033 8	1'31.911 8	0.674 0.071
14	88 M.OLIVEIRA	POR	Trackhouse Racing	APRILIA	1'33.267 13	1'31.950 12	0.713 0.039
15	43 J.MILLER	AUS	Red Bull KTM Factory Racing	KTM	1'32.426 17	1'31.995 13	0.758 0.045
16	12 M.VIÑALES	SPA	Aprilia Racing	APRILIA	1'32.286 16	1'32.037 9	0.800 0.042
17	42 A.RINS	SPA	Monster Energy Yamaha MotoGP Team	YAMAHA	1'32.622 17	1'32.175 14	0.938 0.138
18	37 A.FERNANDEZ	SPA	Red Bull GASGAS Tech3	KTM	1'32.453 22	1'32.232 6	0.995 0.057
19	30 T.NAKAGAMI	JPN	IDEMITSU Honda LCR	HONDA	1'33.046 7	1'32.405 4	1.168 0.173
20	5 J.ZARCO	FRA	CASTROL Honda LCR	HONDA	1'32.486 18	1'32.490 11	1.249 0.081
21	10 L.MARINI	ITA	Repsol Honda Team	HONDA	1'32.824 22	1'32.550 10	1.313 0.064
22	25 R.FERNANDEZ	SPA	Trackhouse Racing	APRILIA	1'33.163 13	1'32.848 9	1.611 0.298
23	6 S.BRADL	GER	HRC Test Team	HONDA	1'34.400 12	1'33.615 8	2.378 0.767

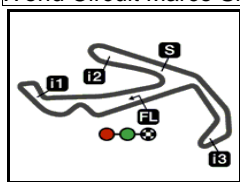
Pole Position Record:	2023	Jorge MARTIN	1'30.390	168.3 Km/h
Best Race Lap:	2023	Francesco BAGNAIA	1'31.791	165.7 Km/h
All Time Lap Record:	2023	Jorge MARTIN	1'30.390	168.3 Km/h

The results are provisional until the end of the limit for protest and appeals.

Time limit for protest expires 60' after publication of the results - Time:

These data/results cannot be reproduced, stored and/or transmitted in whole or in part by any manner of electronic, mechanical, photocopying, recording, broadcasting or otherwise now known or herein after developed without the previous express consent by the copyright owner, except for reproduction in daily press and regular printed publications on sale to the public within 60 days of the event related to those data/results and always provided that copyright symbol appears together as follows below.

© DORNA, 2024



4226 m.

GRAN PREMIO RED BULL DI SAN MARINO E DELLA RIVIERA

Free Practice Nr. 2

Best Partial Times

MotoGP™

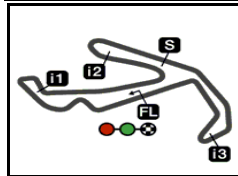
IT Ideal Lap Time, sum of the best partial times

BT Best Lap Time

T1		T2		T3		T4				IT		BT				
Pos	Rider	Time	Rider	Time	Rider	Time	Rider	Time	Pos	Rider	IT	BT				
1F.	MORBIDELLI	25.603	F.	BAGNAIA	20.255	M.	BEZZECCHI	24.685	M.	MARQUEZ	20.419	1	F.BAGNAIA	1'31.203	1'31.332	(2)
2F.	BAGNAIA	25.669	J.	MARTIN	20.312	J.	MARTIN	24.742	M.	BEZZECCHI	20.422	2	M.BEZZECCHI	1'31.211	1'31.237	(1)
3E.	BASTIANINI	25.682	A.	MARQUEZ	20.317	F.	BAGNAIA	24.751	F.	MORBIDELLI	20.454	3	F.MORBIDELLI	1'31.261	1'31.394	(5)
4F.	DI GIANNANTO	25.683	E.	BASTIANINI	20.325	F.	MORBIDELLI	24.827	P.	ACOSTA	20.500	4	J.MARTIN	1'31.336	1'31.385	(3)
5J.	MARTIN	25.698	M.	MARQUEZ	20.325	P.	ACOSTA	24.833	F.	BAGNAIA	20.528	5	E.BASTIANINI	1'31.390	1'31.390	(4)
6M.	BEZZECCHI	25.718	P.	ESPARGARO	20.327	E.	BASTIANINI	24.844	A.	MARQUEZ	20.538	6	P.ACOSTA	1'31.429	1'31.636	(8)
7F.	QUARTARARO	25.724	F.	QUARTARARO	20.354	B.	BINDER	24.866	E.	BASTIANINI	20.539	7	P.ESPARGAR	1'31.557	1'31.568	(6)
8P.	ACOSTA	25.730	J.	MILLER	20.360	A.	ESPARGARO	24.905	M.	OLIVEIRA	20.564	8	M.MARQUEZ	1'31.565	1'31.590	(7)
9P.	ESPARGARO	25.741	P.	ACOSTA	20.366	P.	ESPARGARO	24.907	B.	BINDER	20.573	9	B.BINDER	1'31.622	1'31.840	(12)
10M.	OLIVEIRA	25.751	F.	MORBIDELLI	20.377	M.	VIÑALES	24.913	J.	MILLER	20.574	10	A.MARQUEZ	1'31.720	1'31.827	(9)
11M.	MARQUEZ	25.754	M.	BEZZECCHI	20.386	F.	DI GIANNANTO	24.913	P.	ESPARGARO	20.582	11	F.QUARTARAR	1'31.725	1'31.834	(11)
12B.	BINDER	25.755	B.	BINDER	20.428	A.	MARQUEZ	24.996	J.	MARTIN	20.584	12	M.OLIVEIRA	1'31.790	1'31.950	(14)
13M.	VIÑALES	25.761	M.	OLIVEIRA	20.443	F.	QUARTARARO	24.998	A.	ESPARGARO	20.593	13	A.ESPARGAR	1'31.816	1'31.833	(10)
14A.	FERNANDEZ	25.815	A.	RINS	20.459	M.	OLIVEIRA	25.032	F.	QUARTARARO	20.649	14	F.DI GIANNAN	1'31.864	1'31.911	(13)
15A.	ESPARGARO	25.852	A.	ESPARGARO	20.466	J.	MILLER	25.040	J.	ZARCO	20.667	15	M.VIÑALES	1'31.899	1'32.037	(16)
16A.	MARQUEZ	25.869	A.	FERNANDEZ	20.491	A.	FERNANDEZ	25.055	A.	FERNANDEZ	20.672	16	J.MILLER	1'31.950	1'31.995	(15)
17A.	RINS	25.884	M.	VIÑALES	20.510	L.	MARINI	25.064	F.	DI GIANNANTO	20.675	17	A.FERNANDEZ	1'32.033	1'32.232	(18)
18T.	NAKAGAMI	25.959	J.	ZARCO	20.528	M.	MARQUEZ	25.067	R.	FERNANDEZ	20.682	18	A.RINS	1'32.133	1'32.175	(17)
19R.	FERNANDEZ	25.966	T.	NAKAGAMI	20.582	A.	RINS	25.079	T.	NAKAGAMI	20.689	19	T.NAKAGAMI	1'32.398	1'32.405	(19)
20J.	MILLER	25.976	F.	DI GIANNANTO	20.593	R.	FERNANDEZ	25.131	A.	RINS	20.711	20	R.FERNANDEZ	1'32.453	1'32.848	(22)
21J.	ZARCO	26.035	L.	MARINI	20.617	T.	NAKAGAMI	25.168	M.	VIÑALES	20.715	21	J.ZARCO	1'32.482	1'32.490	(20)
22L.	MARINI	26.085	R.	FERNANDEZ	20.674	J.	ZARCO	25.252	L.	MARINI	20.784	22	L.MARINI	1'32.550	1'32.550	(21)
23S.	BRADL	26.284	S.	BRADL	20.845	S.	BRADL	25.526	S.	BRADL	20.839	23	S.BRADL	1'33.494	1'33.615	(23)

These data/results cannot be reproduced, stored and/or transmitted in whole or in part by any manner of electronic, mechanical, photocopying, recording, broadcasting or otherwise now known or herein after developed without the previous express consent by the copyright owner, except for reproduction in daily press and regular printed publications on sale to the public within 60 days of the event related to those data/results and always provided that copyright symbol appears together as follows below.

© DORNA, 2024



4226 m.

GRAN PREMIO RED BULL DI SAN MARINO E DELLA RIVIERA

Free Practice Nr. 2

Fastest Laps Sequence

<i>Practice Time</i>	 <i>Rider</i>	<i>Nation</i>	<i>Motorcycle</i>	<i>Time</i>	<i>Km/h</i>	<i>Rider's Lap</i>
3'27.829	72 Marco BEZZECCHI	ITA	DUCATI	1'36.283	158.0	2
3'28.638	5 Johann ZARCO	FRA	HONDA	1'35.245	159.7	2
3'34.719	43 Jack MILLER	AUS	KTM	1'34.306	161.3	2
3'38.812	33 Brad BINDER	RSA	KTM	1'34.145	161.5	2
3'39.358	37 Augusto FERNANDEZ	SPA	KTM	1'33.852	162.1	2
5'02.269	5 Johann ZARCO	FRA	HONDA	1'33.631	162.4	3
5'02.518	10 Luca MARINI	ITA	HONDA	1'33.421	162.8	3
5'07.441	43 Jack MILLER	AUS	KTM	1'32.722	164.0	3
5'09.191	44 Poi ESPARGARO	SPA	KTM	1'32.677	164.1	3
5'11.350	33 Brad BINDER	RSA	KTM	1'32.538	164.4	3
6'04.647	20 Fabio QUARTARARO	FRA	YAMAHA	1'32.463	164.5	3
6'39.797	43 Jack MILLER	AUS	KTM	1'32.356	164.7	4
6'41.491	44 Poi ESPARGARO	SPA	KTM	1'32.300	164.8	4
6'47.086	73 Alex MARQUEZ	SPA	DUCATI	1'32.062	165.2	4
7'04.871	89 Jorge MARTIN	SPA	DUCATI	1'31.684	165.9	4
9'12.213	93 Marc MARQUEZ	SPA	DUCATI	1'31.597	166.0	5
10'43.803	93 Marc MARQUEZ	SPA	DUCATI	1'31.590	166.1	6
15'01.379	1 Francesco BAGNAIA	ITA	DUCATI	1'31.332	166.5	8
26'05.497	72 Marco BEZZECCHI	ITA	DUCATI	1'31.237	166.7	14

These data/results cannot be reproduced, stored and/or transmitted in whole or in part by any manner of electronic, mechanical, photocopying, recording, broadcasting or otherwise now known or herein after developed without the previous express consent by the copyright owner, except for reproduction in daily press and regular printed publications on sale to the public within 60 days of the event related to those data/results and always provided that copyright symbol appears together as follows below.

© DORNA, 2024