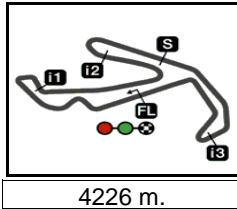


GRAN PREMIO RED BULL DI SAN MARINO E DELLA RIVIERA


Practice Nr. 2

Classification

10



4226 m.

	Rider	Nation	Team	Motorcycle	Time	Lap	Total	Gap	Top Speed
1	80 David ALONSO	COL	CFMOTO Gaviota Aspar Team	CFMOTO	1'40.184	11	15		209.3
2	99 Jose Antonio RUEDA	SPA	Red Bull KTM Ajo	KTM	1'40.396	13	14	0.212 0.212	208.8
3	95 Collin VEIJER	NED	Liqui Moly Husqvarna Intact GP	HUSQVARNA	1'40.450	13	15	0.266 0.054	210.1
4	31 Adrian FERNANDEZ	SPA	Leopard Racing	HONDA	1'40.483	14	15	0.299 0.033	211.3
5	48 Ivan ORTOLA	SPA	MT Helmets - MSI	KTM	1'40.483	13	14	0.299	213.4
6	36 Angel PIQUERAS	SPA	Leopard Racing	HONDA	1'40.489	11	12	0.305 0.006	212.5
7	96 Daniel HOLGADO	SPA	Red Bull GASGAS Tech3	GASGAS	1'40.575	12	13	0.391 0.086	213.8
8	82 Stefano NEPA	ITA	LEVELUP - MTA	KTM	1'40.627	13	14	0.443 0.052	210.1
9	18 Matteo BERTELLE	ITA	Kopron Rivacold Snipers Team	HONDA	1'40.675	11	13	0.491 0.048	210.9
10	6 Ryusei YAMANAKA	JPN	MT Helmets - MSI	KTM	1'40.734	13	14	0.550 0.059	212.5
11	64 David MUÑOZ	SPA	BOE Motorsports	KTM	1'40.751	11	11	0.567 0.017	211.7
12	58 Luca LUNETTA	ITA	SIC58 Squadra Corse	HONDA	1'40.904	14	14	0.720 0.153	211.7
13	54 Riccardo ROSSI	ITA	CIP Green Power	KTM	1'40.905	10	11	0.721 0.001	211.3
14	12 Jacob ROULSTONE	AUS	Red Bull GASGAS Tech3	GASGAS	1'40.961	12	13	0.777 0.056	210.9
15	24 Tatsuki SUZUKI	JPN	Liqui Moly Husqvarna Intact GP	HUSQVARNA	1'41.088	9	9	0.904 0.127	208.8
16	22 David ALMANSA	SPA	Kopron Rivacold Snipers Team	HONDA	1'41.124	12	12	0.940 0.036	209.7
17	10 Nicola CARRARO	ITA	LEVELUP - MTA	KTM	1'41.239	8	14	1.055 0.115	212.1
18	19 Scott OGDEN	GBR	FleetSafe Honda - MLav Racing	HONDA	1'41.260	11	11	1.076 0.021	211.7
19	7 Filippo FARIOLI	ITA	SIC58 Squadra Corse	HONDA	1'41.328	7	12	1.144 0.068	210.1
20	72 Taiyo FURUSATO	JPN	Honda Team Asia	HONDA	1'41.429	11	11	1.245 0.101	211.3
21	66 Joel KELSO	AUS	BOE Motorsports	KTM	1'41.564	6	14	1.380 0.135	210.1
22	34 Jakob ROSENTHALER	AUT	Liqui Moly Husqvarna Intact GP	HUSQVARNA	1'41.983	11	12	1.799 0.419	208.0
23	85 Xabi ZURUTUZA	SPA	Red Bull KTM Ajo	KTM	1'41.990	10	12	1.806 0.007	211.3
24	21 Vicente PEREZ	SPA	FleetSafe Honda - MLav Racing	HONDA	1'42.029	5	10	1.845 0.039	208.4
25	78 Joel ESTEBAN	SPA	CFMOTO Gaviota Aspar Team	CFMOTO	1'42.181	12	13	1.997 0.152	211.3
26	55 Noah DETTWILER	SWI	CIP Green Power	KTM	1'42.819	12	12	2.635 0.638	210.1
27	5 Tatchakorn BUASRI	THA	Honda Team Asia	HONDA	1'43.862	7	12	3.678 1.043	212.1

Practice condition: Dry

Air: 22°

Humidity: 79%

Ground: 21°

Fastest Lap:	Lap: 11	David ALONSO	1'40.184	151.8 Km/h
Best Race Lap:	2023	David ALONSO	1'41.297	150.1 Km/h
All-Time Lap Record:	2024	David ALONSO	1'40.184	151.8 Km/h

The results are provisional until the end of the limit for protest and appeals.

Time limit for protest expires 60' after publication of the results - Time:

These data/results cannot be reproduced, stored and/or transmitted in whole or in part by any manner of electronic, mechanical, photocopying, recording, broadcasting or otherwise now known or herein after developed without the previous express consent by the copyright owner, except for reproduction in daily press and regular printed publications on sale to the public within 60 days of the event related to those data/results and always provided that copyright symbol appears together as follows below.


© DORNA, 2024

GRAN PREMIO RED BULL DI SAN MARINO E DELLA RIVIERA

Practice Nr. 2

Combined Practice Times

11

	Rider	Nation	Team	MOTORCYCLE	P1	P2	Gap
1	80 D.ALONSO	COL	CFMOTO Gaviota Aspar Team	CFMOTO	1'41.096	13	1'40.184 11
2	99 J.RUEDA	SPA	Red Bull KTM Ajo	KTM	1'40.985	15	1'40.396 13 0.212 0.212
3	95 C.VEIJER	NED	Liqui Moly Husqvarna Intact GP	HUSQVARNA	1'41.317	12	1'40.450 13 0.266 0.054
4	31 A.FERNANDEZ	SPA	Leopard Racing	HONDA	1'40.909	15	1'40.483 14 0.299 0.033
5	48 I.ORTOLA	SPA	MT Helmets - MSI	KTM	1'41.228	16	1'40.483 13 0.299
6	36 A.PIQUERAS	SPA	Leopard Racing	HONDA	1'41.113	12	1'40.489 11 0.305 0.006
7	96 D.HOLGADO	SPA	Red Bull GASGAS Tech3	GASGAS	1'41.316	14	1'40.575 12 0.391 0.086
8	82 S.NEPA	ITA	LEVELUP - MTA	KTM	1'41.514	12	1'40.627 13 0.443 0.052
9	18 M.BERTELLE	ITA	Kopron Rivacold Snipers Team	HONDA	1'41.262	15	1'40.675 11 0.491 0.048
10	6 R.YAMANAKA	JPN	MT Helmets - MSI	KTM	1'42.437	8	1'40.734 13 0.550 0.059
11	64 D.MUÑOZ	SPA	BOE Motorsports	KTM	1'41.479	11	1'40.751 11 0.567 0.017
12	58 L.LUNETTA	ITA	SIC58 Squadra Corse	HONDA	1'41.198	13	1'40.904 14 0.720 0.153
13	54 R.ROSSI	ITA	CIP Green Power	KTM	1'41.758	18	1'40.905 10 0.721 0.001
14	12 J.ROULSTONE	AUS	Red Bull GASGAS Tech3	GASGAS	1'41.687	14	1'40.961 12 0.777 0.056
15	24 T.SUZUKI	JPN	Liqui Moly Husqvarna Intact GP	HUSQVARNA	1'41.949	14	1'41.088 9 0.904 0.127
16	22 D.ALMANSA	SPA	Kopron Rivacold Snipers Team	HONDA	1'41.833	14	1'41.124 12 0.940 0.036
17	10 N.CARRARO	ITA	LEVELUP - MTA	KTM	1'42.317	14	1'41.239 8 1.055 0.115
18	19 S.OGDEN	GBR	FleetSafe Honda - MLav Racing	HONDA	1'41.633	12	1'41.260 11 1.076 0.021
19	7 F.FARIOLI	ITA	SIC58 Squadra Corse	HONDA	1'41.476	13	1'41.328 7 1.144 0.068
20	72 T.FURUSATO	JPN	Honda Team Asia	HONDA	1'41.768	14	1'41.429 11 1.245 0.101
21	66 J.KELSO	AUS	BOE Motorsports	KTM	1'41.592	14	1'41.564 6 1.380 0.135
22	21 V.PEREZ	SPA	FleetSafe Honda - MLav Racing	HONDA	1'41.679	11	1'42.029 5 1.495 0.115
23	34 J.ROSENTHALER	AUT	Liqui Moly Husqvarna Intact GP	HUSQVARNA	1'42.378	14	1'41.983 11 1.799 0.304
24	85 X.ZURUTUZA	SPA	Red Bull KTM Ajo	KTM	1'42.182	12	1'41.990 10 1.806 0.007
25	78 J.ESTEBAN	SPA	CFMOTO Gaviota Aspar Team	CFMOTO	1'42.896	9	1'42.181 12 1.997 0.191
26	55 N.DETTWILER	SWI	CIP Green Power	KTM	1'43.543	11	1'42.819 12 2.635 0.638
27	5 T.BUASRI	THA	Honda Team Asia	HONDA	1'43.861	5	1'43.862 7 3.677 1.042

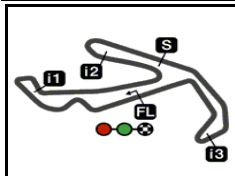
Pole Position Record:	2023	Jaume MASIA	1'41.638	149.6 Km/h
Best Race Lap:	2023	David ALONSO	1'41.297	150.1 Km/h
All Time Lap Record:	2024	David ALONSO	1'40.184	151.8 Km/h

The results are provisional until the end of the limit for protest and appeals.

Time limit for protest expires 60' after publication of the results - Time:

These data/results cannot be reproduced, stored and/or transmitted in whole or in part by any manner of electronic, mechanical, photocopying, recording, broadcasting or otherwise now known or herein after developed without the previous express consent by the copyright owner, except for reproduction in daily press and regular printed publications on sale to the public within 60 days of the event related to those data/results and always provided that copyright symbol appears together as follows below.

© DORNA, 2024



4226 m.

GRAN PREMIO RED BULL DI SAN MARINO E DELLA RIVIERA

Practice Nr. 2

Top Speed & Average

12



Rider	Nation	Motorcycle	Top 5 speeds					Average	Top
96 Daniel HOLGADO	SPA	GASGAS	213.8	212.5	211.7	211.3	210.9	212.0	213.8
48 Ivan ORTOLA	SPA	KTM	213.4	212.1	211.3	210.9	208.8	210.9	213.4
6 Ryusei YAMANAKA	JPN	KTM	212.5	212.5	212.5	211.7	211.7	212.1	212.5
36 Angel PIQUERAS	SPA	HONDA	212.5	212.1	211.3	211.3	210.9	211.6	212.5
5 Tatchakorn BUASRI	THA	HONDA	212.1	210.1	209.3	208.8	208.4	209.7	212.1
10 Nicola CARRARO	ITA	KTM	212.1	210.5	210.5	210.5	209.7	210.5	212.1
19 Scott OGDEN	GBR	HONDA	211.7	211.7	210.9	210.5	208.4	210.6	211.7
58 Luca LUNETTA	ITA	HONDA	211.7	209.3	209.3	209.3	208.8	209.7	211.7
64 David MUÑOZ	SPA	KTM	211.7	211.7	211.3	210.9	210.1	211.0	211.7
31 Adrian FERNANDEZ	SPA	HONDA	211.3	210.1	209.3	208.8	208.8	209.7	211.3
54 Riccardo ROSSI	ITA	KTM	211.3	211.3	210.5	210.1	208.4	210.3	211.3
72 Taiyo FURUSATO	JPN	HONDA	211.3	210.5	210.1	210.1	210.1	210.4	211.3
78 Joel ESTEBAN	SPA	CFMOTO	211.3	210.5	210.1	209.7	209.7	210.3	211.3
85 Xabi ZURUTUZA	SPA	KTM	211.3	210.9	210.9	210.5	210.5	210.8	211.3
12 Jacob ROULSTONE	AUS	GASGAS	210.9	210.5	210.5	210.1	209.7	210.2	210.9
18 Matteo BERTELLE	ITA	HONDA	210.9	210.9	210.5	210.1	210.1	210.5	210.9
7 Filippo FARIOLI	ITA	HONDA	210.1	209.7	209.3	208.4	208.0	208.9	210.1
55 Noah DETTWILER	SWI	KTM	210.1	209.3	209.3	208.4	208.0	208.9	210.1
66 Joel KELSO	AUS	KTM	210.1	209.7	209.7	209.7	209.3	209.6	210.1
82 Stefano NEPA	ITA	KTM	210.1	209.7	209.7	208.8	208.4	209.1	210.1
95 Collin VEIJER	NED	HUSQVARNA	210.1	209.3	209.3	209.3	209.3	209.5	210.1
22 David ALMANSA	SPA	HONDA	209.7	208.4	208.4	208.4	208.0	208.6	209.7
80 David ALONSO	COL	CFMOTO	209.3	208.8	208.8	208.8	208.8	208.9	209.3
24 Tatsuki SUZUKI	JPN	HUSQVARNA	208.8	208.8	208.4	208.0	207.6	208.3	208.8
99 Jose Antonio RUEDA	SPA	KTM	208.8	208.8	208.8	208.8	208.4	208.6	208.8
21 Vicente PEREZ	SPA	HONDA	208.4	208.4	208.4	207.6	207.2	207.9	208.4
34 Jakob ROSENTHALER	AUT	HUSQVARNA	208.0	207.6	207.2	206.8	205.7	206.8	208.0

These data/results cannot be reproduced, stored and/or transmitted in whole or in part by any manner of electronic, mechanical, photocopying, recording, broadcasting or otherwise now known or herein after developed without the previous express consent by the copyright owner, except for reproduction in daily press and regular printed publications on sale to the public within 60 days of the event related to those data/results and always provided that copyright symbol appears together as follows below.

© DORNA, 2024

Official MotoGP Timing by TISSOT
www.motogp.com



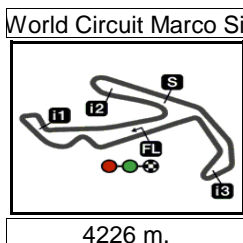
Misano Adriatico, Saturday, September 07, 2024

GRAN PREMIO RED BULL DI SAN MARINO E DELLA RIVIERA

Practice Nr. 2

Chronological Analysis of Performances

13



* Lap / Sector time cancelled

T1 Time from finish line to 1st intermediate

T3 Time from 2nd intermed. to 3rd intermed.

P Crossing the finish line in pit lane

T2 Time from 1st intermed. to 2nd intermed.

T4 Time from 3rd intermediate to finish line

Lap	Lap Time	T1	T2	T3	T4	Speed	Lap	Lap Time	T1	T2	T3	T4	Speed	
1st	80	David ALONSO CFMOTO Gaviota Asp COL						10	1'39.060 P	28.683	24.643	28.619	17.115	206.8
		Runs=2	Total laps=15	Full laps=12	Valid laps=9		11	1'49.082	33.063	24.688	28.625	22.706	206.1	
1	3'23.445 *	33.593	24.924	29.007*	22.803	207.2	12	1'40.702	26.834	23.692	27.936	22.240	209.3	
2	1'42.282	27.376	24.112	28.331	22.463	208.8	13	1'40.450	26.684	23.713	27.892	22.161	209.3	
3	1'41.575	27.014	23.976	28.147	22.438	208.8	14	1'40.535	26.650	23.715	27.964	22.206	209.3	
4	1'41.243	27.010	23.821	28.102	22.310	208.8	15	1'40.514	26.671	23.717	27.916	22.210	210.1	
5	1'41.003 *	26.902	23.710	28.115	22.276*	208.8								
6	1'41.666	26.796	23.977	28.334	22.559	208.0	4th	31	Adrian FERNANDEZ Leopard Racing SPA					
7	1'41.435 *	26.957	23.873	28.132	22.473*	208.0			Runs=2	Total laps=15	Full laps=12	Valid laps=10		
8	1'35.316 P	26.927	23.830	28.111	16.448	208.8	1	2'19.519	34.058	25.331	29.118	23.400	208.4	
9	1'50.257	34.119	24.592	28.941	22.605	206.1	2	1'42.584	27.487	23.985	28.347	22.765	211.3	
10	1'40.624	26.814	23.735	27.997	22.078	208.4	3	1'42.232	27.369	24.056	28.278	22.529	208.8	
11	1'40.184	26.605	23.651	27.880	22.048	209.3	4	1'41.951	27.215	24.020	28.290	22.426	207.2	
12	1'45.575	26.528	27.608	28.821	22.618	206.8	5	1'44.357 *	27.211	23.933	28.094	25.119*	207.2	
13	1'40.922 *	26.731	23.879	28.029	22.283*	208.0	6	1'41.264	27.113	23.767	28.088	22.296	210.1	
14	1'40.618	26.689	23.792	27.931	22.206	208.8	7	1'41.124	27.055	23.734	28.054	22.281	208.8	
15	1'40.338	26.619	23.623	27.950	22.146	208.8	8	1'41.375	27.002	23.878	28.085	22.410	208.0	
							9	1'41.501	27.048	23.858	28.290	22.305	206.5	
2nd	99	Jose Antonio RUED Red Bull KTM Ajo SPA						10	1'41.306	26.879	23.825	28.184	22.418	206.8
		Runs=2	Total laps=14	Full laps=11	Valid laps=10		11	1'38.073 P	27.030	23.860	28.532*	18.651	205.7	
1	2'07.881	33.122	24.907	28.576	22.982	208.0	12	1'48.962 *	32.976	24.589	28.769*	22.628	208.4	
2	1'42.748	27.481	24.164	28.391	22.712	208.4	13	1'43.312 *	27.026	23.688	28.018*	24.580*	209.3	
3	1'42.112	27.233	24.096	28.251	22.532	208.0	14	1'40.483	26.736	23.709	27.916	22.122	208.0	
4	1'41.697	27.025	24.057	28.177	22.438	208.8	15	1'40.902	26.853	23.721	28.006	22.322	208.4	
5	1'45.249	27.163	23.900	31.450	22.736	205.7								
6	1'41.683	27.164	23.830	28.185	22.504	208.0	5th	48	Ivan ORTOLA MT Helmets - MSI SPA					
7	1'41.740	27.011	23.943	28.323	22.463	207.2			Runs=2	Total laps=14	Full laps=11	Valid laps=7		
8	1'41.491 *	27.057	23.843	28.208	22.383*	207.2	1	2'42.414	36.193	26.771	28.686	23.564	207.6	
9	1'41.525	27.078	23.925	28.200	22.322	208.0	2	1'42.141	27.211	24.164	28.168	22.598	208.4	
10	1'35.986 P	26.993	24.079	28.258	16.656	208.4	3	1'41.798 *	26.993	23.976	28.306*	22.523	208.4	
11	1'47.741 *	32.659	24.554	28.152	22.376*	208.4	4	1'41.286	26.915	23.809	27.902	22.660	211.3	
12	1'40.732	26.713	23.802	27.963	22.254	208.8	5	1'41.629	26.973	23.784	28.323	22.549	208.8	
13	1'40.396	26.648	23.661	27.934	22.153	208.8	6	1'41.528	26.925	23.938	28.178	22.487	208.0	
14	1'40.898	26.652	23.740	27.988	22.518	208.8	7	1'41.661	27.105	23.815	28.112	22.629	208.4	
							8	1'41.316	26.872	23.831	28.059	22.554	208.4	
3rd	95	Collin VEIJER Liqui Moly Husqvarna NED						9	1'41.438 *	26.931	23.898	28.166	22.443*	207.2
		Runs=2	Total laps=15	Full laps=12	Valid laps=12		10	1'42.052 P	29.30*	24.600	30.568*	17.581	203.7	
1	3'07.597	32.999	25.301	28.807	23.214	206.1	11	1'50.927	34.122	24.548	28.794	23.463	208.8	
2	1'43.304	27.785	24.421	28.364	22.734	207.6	12	1'40.586 *	26.797	23.696	27.825*	22.268	212.1	
3	1'42.364	27.342	24.191	28.261	22.570	208.0	13	1'40.483	26.725	23.645	27.867	22.246	210.9	
4	1'41.986	27.174	24.078	28.225	22.509	208.4	14	1'40.926 *	26.598	23.684	28.099*	22.545	213.4	
5	1'41.909	27.168	23.947	28.274	22.520	207.6								
6	1'41.763	27.119	24.007	28.170	22.467	208.4	6th	36	Angel PIQUERAS Leopard Racing SPA					
7	1'41.510	27.072	23.906	28.153	22.379	208.0			Runs=2	Total laps=12	Full laps=9	Valid laps=5		
8	1'41.769	27.004	23.907	28.117	22.741	209.3	1	2'16.275	35.382	27.110	31.098	23.255	197.4	
9	1'41.459	27.050	23.862	28.195	22.352	208.4	2	1'48.379 *	32.193	24.966	28.610	22.610*	209.7	

Fastest Lap: David ALONSO CFMOTO Gaviota Asp COL **1'40.184** 26.605 23.651 27.880 22.048

These data/results cannot be reproduced, stored and/or transmitted in whole or in part by any manner of electronic, mechanical, photocopying, recording, broadcasting or otherwise now known or herein after developed without the previous express consent by the copyright owner, except for reproduction in daily press and regular printed publications on sale to the public within 60 days of the event related to those data/results and always provided that copyright symbol appears together as follows below.
© DORNA, 2024

Practice Nr. 2

Moto3

Lap	Lap Time	T1	T2	T3	T4	Speed	Lap	Lap Time	T1	T2	T3	T4	Speed
3	1'41.547	27.081	23.858	28.211	22.397	212.5	11	1'40.675	26.655	23.754	27.957	22.309	210.5
4	1'40.775	26.775	23.692	28.154	22.154	210.9	12	1'40.699	26.703	23.696	28.029	22.271	209.7
5	1'42.506 *	26.929	23.856	28.394	23.327*	211.3	13	1'50.874	32.601	27.138	28.524	22.611	206.1
6	1'41.309	26.930	23.784	28.330	22.265	208.8	10th 6 Ryusei YAMANAKA MT Helmets - MSI JPN Runs=2 Total laps=14 Full laps=11 Valid laps=8						
7	1'41.045	26.858	23.775	27.992	22.420	210.5	1	2'42.796	37.269	26.671	28.513	23.726	208.8
8	1'42.063 P	29.76*	25.386	29.580*	17.328	208.4	2	1'42.739 *	27.334	24.421	28.124*	22.860	209.3
9	1'57.148 *	37.757	26.119	30.635*	22.637*	182.7	3	1'42.055	27.129	24.128	28.162	22.636	208.8
10	1'47.133 *	29.969	24.896	29.445*	22.823	204.9	4	1'41.821	27.094	24.147	28.031	22.549	209.7
11	1'40.489	26.762	23.742	27.903	22.082	211.3	5	1'41.430	26.976	24.100	27.913	22.441	210.1
12	1'40.795 *	26.594	23.613	27.704*	22.884	212.1	6	1'41.470	27.052	24.076	27.962	22.380	210.5
7th 96 Daniel HOLGADO Red Bull GASGAS Te SPA Runs=2 Total laps=13 Full laps=10 Valid laps=7						7	1'41.217	26.948	24.021	27.873	22.375	211.7	
1	2'19.867	33.283	25.272	28.864	23.062	208.8	8	1'41.064	26.904	23.857	27.881	22.422	212.5
2	1'43.167 *	27.739	24.508	28.237*	22.683	211.3	9	1'41.264	26.956	23.888	27.917	22.503	211.7
3	1'41.851	27.301	24.069	28.004	22.477	212.5	10	1'38.307 P	27.218	24.063	28.250	18.776	207.6
4	1'41.598	27.354	23.899	27.956	22.389	213.8	11	1'50.752	34.949	24.464	28.699	22.640	208.0
5	1'41.687	27.214	23.946	27.991	22.536	211.7	12	1'41.648 *	26.963	23.920	28.327*	22.438	211.7
6	1'41.165	26.945	23.882	27.965	22.373	210.9	13	1'40.734	26.978	23.723	27.821	22.212	212.5
7	1'41.456	27.132	23.915	27.977	22.432	209.7	14	1'41.359 *	26.584	23.879	28.382*	22.514	212.5
8	1'49.658 *	32.94*	24.521	28.624	23.568	206.8	11th 64 David MUÑOZ BOE Motorsports SPA Runs=2 Total laps=11 Full laps=8 Valid laps=7						
9	1'38.923 P	27.205	24.044	28.053	19.621	210.1	1	2'18.090	33.556	25.243	30.022	26.203	201.8
10	1'47.738 *	32.344	24.507	28.314	22.573*	206.5	2	1'42.503	27.502	24.009	28.409	22.583	208.8
11	1'41.453 *	26.856	23.792	28.271*	22.534	205.3	3	1'41.929	27.225	23.828	28.307	22.569	209.3
12	1'40.575	26.741	23.751	27.847	22.236	210.1	4	1'49.841	31.783	26.792	28.299	22.967	210.1
13	1'40.793	26.801	23.749	27.850	22.393	210.1	5	1'41.911	27.326	23.950	28.204	22.431	210.1
8th 82 Stefano NEPA LEVELUP - MTA ITA Runs=2 Total laps=14 Full laps=11 Valid laps=10						6	1'41.564	27.142	23.912	28.164	22.346	210.9	
1	2'34.859	40.215	26.278	29.092	22.947	204.5	7	1'44.824 P	27.018	27.116	32.709	17.981	160.2
2	1'47.867 *	27.329	26.704	30.376*	23.458	203.0	8	1'49.864	33.069	24.331	28.519	23.945	211.3
3	1'42.137	27.288	24.014	28.137	22.698	209.7	9	1'47.283 *	26.888	23.738	30.005*	26.652	185.2
4	1'43.674	27.274	24.109	29.658	22.633	208.4	10	1'41.013	27.024	23.737	28.036	22.216	211.7
5	1'41.463	27.074	23.889	28.031	22.469	210.1	11	1'40.751	26.902	23.628	27.986	22.235	211.7
6	1'41.365	27.077	23.799	28.063	22.426	209.7	12th 58 Luca LUNETTA SIC58 Squadra Corse ITA Runs=2 Total laps=14 Full laps=11 Valid laps=7						
7	1'41.528	27.009	23.925	28.105	22.489	208.4	1	2'08.032	45.941	25.508	29.256	23.124	204.5
8	1'41.331	26.982	23.879	28.055	22.415	208.0	2	1'42.974	27.685	24.157	28.379	22.753	208.4
9	1'41.750	27.075	23.897	28.104	22.674	208.0	3	1'42.728	27.789	24.088	28.321	22.530	208.0
10	1'40.006 P	29.30*	24.423	29.543	16.735	201.1	4	1'41.830 *	27.133	23.993	28.268*	22.436	208.0
11	1'47.880	33.015	24.281	28.176	22.408	208.8	5	1'41.659	27.127	23.868	28.186	22.478	206.5
12	1'40.842	26.790	23.795	27.929	22.328	208.4	6	1'44.691 *	28.83*	24.609	28.727	22.525	207.2
13	1'40.627	26.679	23.761	27.883	22.304	208.0	7	1'41.824 *	27.250	23.832	28.114	22.628*	208.4
14	1'43.883	28.047	24.314	28.360	23.162	206.5	8	1'41.537	27.197	23.886	28.098	22.356	208.8
9th 18 Matteo BERTELLE Kopron Rivacold Snip ITA Runs=2 Total laps=13 Full laps=10 Valid laps=10						9	1'41.444	27.164	23.853	28.095	22.332	209.3	
1	2'18.758	33.643	25.404	29.388	23.157	205.7	10	1'39.857 P	27.656	25.361	29.161	17.679	206.1
2	1'43.992	27.728	24.230	28.532	23.502	210.9	11	1'55.861 *	37.976	26.094	28.931*	22.860*	209.3
3	1'42.506	27.420	24.339	28.175	22.572	210.9	12	1'44.687 *	27.254	25.048	29.565*	22.820	190.4
4	1'41.715	27.209	23.885	28.123	22.498	210.1	13	1'41.256	27.085	23.791	27.970	22.410	209.3
5	1'42.849	27.522	23.960	28.329	23.038	208.4	14	1'40.904	26.834	23.881	27.897	22.292	211.7
6	1'41.719	27.065	23.923	28.227	22.504	210.1	13th 54 Riccardo ROSSI CIP Green Power ITA Runs=2 Total laps=11 Full laps=8 Valid laps=5						
7	1'42.618	27.665	24.138	28.238	22.577	208.4	1	2'16.733	33.808	25.486	30.844	23.449	200.7
8	1'41.806	27.091	23.872	28.242	22.601	208.4	2	1'48.962	31.960	25.196	28.802	23.004	210.5
9	1'43.213 P	28.017	25.246	30.235	19.715	200.0							
10	1'48.758	33.375	24.784	28.139	22.460	208.0							

Fastest Lap: David ALONSO CFMOTO Gaviota Asp COL 1'40.184 26.605 23.651 27.880 22.048

These data/results cannot be reproduced, stored and/or transmitted in whole or in part by any manner of electronic, mechanical, photocopying, recording, broadcasting or otherwise now known or herein after developed without the previous express consent by the copyright owner, except for reproduction in daily press and regular printed publications on sale to the public within 60 days of the event related to those data/results and always provided that copyright symbol appears together as follows below.
© DORNA, 2024

Official MotoGP Timing by TISSOT
www.motogp.com



Practice Nr. 2

Moto3

Lap	Lap Time	T1	T2	T3	T4	Speed	Lap	Lap Time	T1	T2	T3	T4	Speed		
3	1'42.764	27.389	24.046	28.645	22.684	211.3	1	2'35.328	42.339	26.122	29.104	23.232	208.0		
4	1'42.221 *	27.223	24.007	28.311*	22.680	208.4	2	1'46.551 *	27.707	24.644	29.440*	24.760	204.9		
5	1'42.367	27.181	24.067	28.413	22.706	206.8	3	1'42.938 *	27.493	24.311	28.310*	22.824	208.4		
6	1'41.891 *	27.072	24.023	28.163	22.633*	207.2	4	1'42.938 *	27.498	24.179	28.306	22.955*	208.4		
7	1'46.361 P	27.052	28.112	32.838	18.359	161.1	5	1'42.092	27.286	24.105	28.120	22.581	209.7		
8	1'54.221 *	38.420	24.567	28.565*	22.669*	208.0	6	1'41.838	27.389	23.927	28.049	22.473	210.5		
9	1'48.008 *	27.057	24.692	32.904*	23.355	161.6	7	1'41.504	27.004	23.999	28.089	22.412	209.7		
10	1'40.905	26.883	23.895	27.831	22.296	211.3	8	1'41.239	26.975	23.881	27.995	22.388	210.5		
11	1'40.915	26.781	23.805	28.010	22.319	210.1	9	1'41.971	27.282	24.033	28.033	22.623	210.5		
10	1'41.311 P	29.42*	24.506	29.158*	18.219	203.3	10	1'41.311 P	29.42*	24.506	29.158*	18.219	203.3		
11	1'48.876	33.526	24.514	28.280	22.556	209.3	11	1'48.876	33.526	24.514	28.280	22.556	209.3		
12	1'41.543	26.939	23.941	28.114	22.549	212.1	12	1'41.543	26.939	23.941	28.114	22.549	212.1		
13	1'42.716 *	26.53*	25.636	28.031	22.511	208.4	13	1'42.716 *	26.53*	25.636	28.031	22.511	208.4		
14	1'42.198 *	26.937	23.995	28.028	23.238*	208.0	14	1'42.198 *	26.937	23.995	28.028	23.238*	208.0		
18th 12	Jacob ROULSTONE	Red Bull GASGAS Te	AUS	Runs=2	Total laps=13	Full laps=10	Valid laps=6	18th 19	Scott OGDEN	FleetSafe Honda - ML	GBR	Runs=2	Total laps=11	Full laps=8	Valid laps=6
1	2'20.485	32.873	25.412	29.078	23.211	208.4	1	2'19.750	36.635	25.412	29.050	23.387	207.2		
2	1'43.163	27.552	24.309	28.431	22.871	210.5	2	1'46.312	27.704	24.607	28.898	25.103	211.7		
3	1'42.568	27.383	24.205	28.375	22.605	210.1	3	1'43.250	27.347	24.122	28.437	23.344	211.7		
4	1'42.338 *	27.163	24.121	28.406*	22.648	209.7	4	1'42.081	27.126	23.972	28.325	22.658	210.9		
5	1'42.424	27.193	24.219	28.338	22.674	210.5	5	1'44.462 *	27.315	25.783	28.275	23.089*	208.4		
6	1'41.856	27.144	24.053	28.191	22.468	210.9	6	1'42.724	27.368	24.179	28.227	22.950	208.0		
7	1'42.151	27.109	24.088	28.340	22.614	209.3	7	1'42.121	27.104	24.020	28.208	22.789	210.5		
8	1'43.650 *	27.421	24.450	28.837*	22.942	206.5	8	1'37.566 P	27.356	24.197	28.292	17.721	206.5		
9	1'37.572 P	27.266	24.204	28.764	17.338	207.6	9	2'00.153	37.467	27.834	31.963	22.889	189.8		
10	1'47.787	32.174	24.688	28.456	22.469	207.6	10	1'43.022 *	27.032	23.943	28.249*	23.798	208.0		
11	1'41.588 *	26.775	23.958	28.456*	22.399	206.8	11	1'41.260	26.882	23.904	28.015	22.459	207.2		
12	1'40.961	26.800	23.781	28.111	22.269	209.3	unfinished	26.838	23.873				206.8		
13	1'41.498 *	26.908	23.875	28.200	22.515*	209.7	19th 7	Filippo FARIOLI	SIC58 Squadra Corse	ITA	Runs=2	Total laps=12	Full laps=9	Valid laps=6	
1	3'34.238 *	32.291		24.741*			1	2'20.280	32.881	25.070	29.026	22.928	209.7		
2	1'45.703	28.604	24.933	28.925	23.241	206.5	2	1'43.949	27.430	24.927	28.710	22.882	208.0		
3	1'43.505	27.664	24.471	28.311	23.059	208.0	3	1'42.660	27.355	24.378	28.299	22.628	209.3		
4	1'43.298	27.541	24.347	28.453	22.957	206.8	4	1'41.780	27.106	24.068	28.112	22.494	210.1		
5	1'40.627 P	28.31*	24.746	29.127	18.439	207.2	5	1'42.139	27.234	24.006	28.163	22.736	206.5		
6	1'48.777 *	32.638	24.729	28.589	22.821*	207.6	6	1'41.585	27.107	23.963	28.090	22.425	208.4		
7	1'41.270	26.951	23.961	27.888	22.470	208.4	7	1'41.328	26.962	23.879	27.970	22.517	207.2		
8	1'41.254	26.851	24.009	27.950	22.444	208.8	8	1'40.426 P	29.129	24.545	29.226*	17.526	206.1		
9	1'41.088	26.869	23.906	27.901	22.412	208.8	9	1'48.835 *	32.973	24.682	28.462*	22.718	207.6		
PIT	26.973	24.391	29.237	20.378	204.9		10	1'46.444 *	26.999	23.943	28.138*	27.364*	207.6		
16th 22	David ALMANSA	Kopron Rivacold Snip	SPA	Runs=2	Total laps=12	Full laps=9	Valid laps=8	11	1'43.293 *	27.170	24.388	29.033	22.702*	204.9	
1	2'16.471	33.797	25.862	31.011	23.249	199.2	12	1'41.502 *	26.828	23.901	28.090*	22.683	208.0		
2	1'48.633	31.718	25.431	28.687	22.797	209.7	20th 72	Taiyo FURUSATO	Honda Team Asia	JPN	Runs=2	Total laps=11	Full laps=8	Valid laps=4	
3	1'43.065	27.452	24.342	28.529	22.742	207.6	1	2'18.360	32.826	25.096	30.455	24.719	201.4		
4	1'42.975	27.342	24.426	28.501	22.706	207.6	2	1'43.689 *	27.948	24.276	28.497	22.968*	208.0		
5	1'42.743	27.414	24.255	28.363	22.711	208.4	3	1'42.580	27.641	24.129	28.264	22.546	211.3		
6	1'42.970	27.438	24.443	28.377	22.712	208.4	4	1'42.147	27.248	24.117	28.302	22.480	210.5		
7	1'42.844	27.155	24.264	28.526	22.899	205.7	5	1'42.213	27.539	23.966	28.185	22.523	210.1		
8	1'39.966 P	29.52*	24.717	28.720	17.002	205.3	6	1'42.444 *	27.285	24.324	28.309*	22.526	210.1		
9	1'51.033	35.332	24.608	28.638	22.455	208.4	7	1'40.701 P	27.308	25.450	28.697	19.246	209.7		
10	1'42.095	27.002	24.046	28.202	22.845	208.0	8	1'48.330	32.671	24.572	28.584	22.503	208.0		
11	1'41.506 *	26.879	24.001	28.178	22.448*	205.3	9	1'46.016 *	26.941	24.026	29.725*	25.324	193.8		
12	1'41.124	26.704	23.995	28.016	22.409	206.1									
17th 10	Nicola CARRARO	LEVELUP - MTA	ITA	Runs=2	Total laps=14	Full laps=11	Valid laps=6								

Fastest Lap: David ALONSO CFMOTO Gaviota Asp COL 1'40.184 26.605 23.651 27.880 22.048

These data/results cannot be reproduced, stored and/or transmitted in whole or in part by any manner of electronic, mechanical, photocopying, recording, broadcasting or otherwise now known or herein after developed without the previous express consent by the copyright owner, except for reproduction in daily press and regular printed publications on sale to the public within 60 days of the event related to those data/results and always provided that copyright symbol appears together as follows below.
© DORNA, 2024

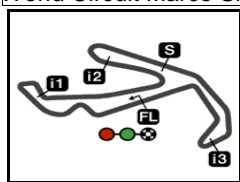
Practice Nr. 2

Moto3

Lap	Lap Time	T1	T2	T3	T4	Speed	Lap	Lap Time	T1	T2	T3	T4	Speed
10	1'41.392 *	27.131	23.869	28.005	22.387*	210.1	5	1'42.029	27.061	24.218	28.152	22.598	206.8
11	1'41.429	27.058	23.843	28.192	22.336	210.1	6	1'44.724 *	29.52*	24.351	28.216*	22.635*	207.2
21st 66 Joel KELSO							7	1'41.953 *	27.148	24.180	28.166	22.459*	206.5
	Runs=2	Total laps=14	Full laps=11	Valid laps=5			8	1'50.891 P	30.43*	26.132	32.846*	21.476	152.9
1	2'33.835	35.211	25.607	29.039	23.282	204.9	9	1'47.231 *	32.192	24.445	28.259*	22.335	208.4
2	1'47.646	27.925	25.000	31.172	23.549	187.1	10	4'34.561 *	26.915	24.049	3'14.975	28.622*	121.8
3	1'42.984 *	27.371	24.439	28.338*	22.836	208.0	25th 78 Joel ESTEBAN						
4	1'42.546 *	27.277	24.234	28.308	22.727*	207.6		Runs=2	Total laps=13	Full laps=10	Valid laps=4		
5	1'42.623 *	27.244	24.094	28.628*	22.657	208.8	1	2'13.232	33.595	25.004	28.948	23.193	209.7
6	1'41.564	27.101	23.951	28.009	22.503	209.7	2	1'43.690 *	27.742	24.385	28.606*	22.957	208.8
7	1'43.655	27.044	24.272	29.397	22.942	209.3	3	1'43.648	27.872	24.531	28.334	22.911	210.1
8	1'41.878	27.081	23.981	28.117	22.699	209.3	4	1'42.711	27.312	24.127	28.422	22.850	208.8
9	1'47.810	28.074	27.651	29.049	23.036	206.1	5	1'43.094 *	27.355	24.308	28.512*	22.919	208.0
10	1'39.052 P	27.732	24.666	28.948	17.706	206.8	6	1'42.822 *	27.359	24.266	28.344	22.853*	208.4
11	1'49.705 *	34.300	24.317	28.312*	22.776	208.4	7	1'42.929 *	27.576	24.135	28.246	22.972*	208.8
12	1'41.018 *	26.813	23.885	27.908*	22.412	209.7	8	1'44.174	28.336	24.378	28.488	22.972	206.1
13	1'40.799 *	26.796	23.798	27.886	22.319*	209.7	9	1'42.085 P	27.218	27.119	29.538	18.210	209.7
14	1'41.235 *	26.855	23.951	27.974*	22.455	210.1	10	1'53.164 *	36.333	24.963	28.521	23.347*	208.8
22nd 34 Jakob ROSENTHAL							11	1'43.270 *	27.188	24.127	28.800*	23.155	209.3
	Runs=2	Total laps=12	Full laps=9	Valid laps=5			12	1'42.181	27.188	24.107	28.185	22.701	211.3
1	2'10.268	34.358	25.013	28.967	23.389	204.5	13	1'44.076 *	27.362	24.038	29.048*	23.628*	210.5
2	1'45.159	28.337	24.826	28.840	23.156	204.9	26th 55 Noah DETTWILER						
3	1'44.292	28.064	24.624	28.701	22.903	205.7		Runs=2	Total laps=12	Full laps=9	Valid laps=7		
4	1'43.753	27.743	24.551	28.565	22.894	208.0	1	2'13.612	33.968	25.410	29.518	23.629	204.1
5	1'39.392 P	28.632					2	1'45.772	28.271	24.849	29.096	23.556	205.7
6	1'52.501	35.190	25.072	28.933	23.306	203.0	3	1'44.953	28.174	24.712	28.900	23.167	207.6
7	1'43.969 *	27.524	24.649	28.755*	23.041*	204.1	4	1'45.117 *	28.432	24.766	28.958*	22.961	209.3
8	1'43.600 *	27.671	24.406	28.594*	22.929	204.5	5	1'44.017	27.965	24.464	28.766	22.822	208.4
9	1'43.222	27.585	24.355	28.382	22.900	205.7	6	1'43.980	27.561	24.998	28.596	22.825	209.3
10	1'42.953 *	27.289	24.293	28.625*	22.746	206.8	7	1'43.648	27.705	24.233	28.872	22.838	208.0
11	1'41.983	27.180	24.000	28.221	22.582	207.6	8	1'40.605 P	27.727	25.802	29.554	17.522	201.8
12	1'42.446 *	27.203	24.113	28.431*	22.699*	207.2	9	1'55.695	38.614	24.963	29.282	22.836	205.7
23rd 85 Xabi ZURUTUZA							10	1'44.288 *	27.698	24.208	28.720*	23.662	210.1
	Runs=2	Total laps=12	Full laps=9	Valid laps=5			11	1'43.174	27.747	24.095	28.651	22.681	208.0
1	2'17.382	33.297	26.367	33.985	23.716	169.2	12	1'42.819	27.414	24.105	28.416	22.884	207.2
2	1'48.003	30.978	25.363	28.742	22.920	210.9	27th 5 Tatchakorn BUASRI						
3	1'43.324 *	27.551	24.416	28.521*	22.836	210.5		Runs=2	Total laps=12	Full laps=9	Valid laps=4		
4	1'42.584	27.465	24.132	28.300	22.687	210.9	1	2'11.176	34.188	25.222	29.143	23.589	206.1
5	1'42.532 *	27.01*	24.346	28.375	22.796	208.8	2	1'44.865	27.997	24.624	28.849	23.395	208.8
6	1'42.593	27.346	24.193	28.293	22.761	211.3	3	1'44.429	27.945	24.512	28.853	23.119	208.0
7	1'44.222 *	26.85*	24.711	29.824	22.836	207.2	4	1'45.226 *	28.10*	24.639	28.993*	23.485	205.3
8	1'38.237 P	27.666	24.301	28.256	18.014	209.3	5	1'50.511 *	30.330	27.343	29.539	23.299*	209.3
9	1'47.111	31.956	24.503	28.130	22.522	210.5	6	1'43.909	27.798	24.406	28.691	23.014	208.4
10	1'41.990	27.250	23.999	28.155	22.586	209.3	7	1'43.862	27.760	24.306	28.677	23.119	208.0
11	1'43.641 *	26.52*	26.385	28.119	22.615	209.7	8	1'51.871 P	30.02*	27.360	36.101*	18.386	118.6
12	1'42.157	27.149	24.214	28.155	22.639	209.3	9	1'50.241 *	33.067	24.684	29.178	23.312*	206.8
24th 21 Vicente PEREZ							10	1'44.385 *	27.589	24.244	29.374*	23.178*	187.5
	Runs=2	Total laps=10	Full laps=7	Valid laps=4			11	1'43.200 *	27.628	24.168	28.465	22.939*	210.1
1	2'08.396	33.086	25.098	28.521	23.153	207.6	12	1'43.342 *	27.770	24.150	28.466*	22.956	212.1
2	1'42.806	27.533	24.273	28.267	22.733	208.4							
3	1'42.909	27.471	24.441	28.273	22.724	208.4							
4	1'42.083	27.136	24.228	28.066	22.653	207.2							

Fastest Lap: David ALONSO CFMOTO Gaviota Asp COL 1'40.184 26.605 23.651 27.880 22.048

These data/results cannot be reproduced, stored and/or transmitted in whole or in part by any manner of electronic, mechanical, photocopying, recording, broadcasting or otherwise now known or herein after developed without the previous express consent by the copyright owner, except for reproduction in daily press and regular printed publications on sale to the public within 60 days of the event related to those data/results and always provided that copyright symbol appears together as follows below.
© DORNA, 2024



4226 m.

GRAN PREMIO RED BULL DI SAN MARINO E DELLA RIVIERA

Practice Nr. 2

Best Partial Times

Moto3™

IT Ideal Lap Time, sum of the best partial times

BT Best Lap Time

T1		T2		T3		T4				IT		BT	
Pos	Rider	Time	Rider	Time	Rider	Time	Rider	Time	Pos	Rider	IT	BT	
1	D.ALONSO	26.528	A.PIQUERAS	23.613	R.YAMANAKA	27.821	D.ALONSO	22.048	1	D.ALONSO	1'40.079	1'40.184	(1)
2	R.YAMANAKA	26.584	D.ALONSO	23.623	R.ROSSI	27.831	A.PIQUERAS	22.082	2	A.PIQUERAS	1'40.192	1'40.489	(6)
3	A.PIQUERAS	26.594	D.MUÑOZ	23.628	D.HOLGADO	27.847	A.FERNANDEZ	22.122	3	R.YAMANAKA	1'40.340	1'40.734	(10)
4	I.ORTOLA	26.598	I.ORTOLA	23.645	I.ORTOLA	27.867	J.RUEDA	22.153	4	I.ORTOLA	1'40.356	1'40.483	(5)
5	J.RUEDA	26.648	J.RUEDA	23.661	D.ALONSO	27.880	C.VEIJER	22.161	5	C.VEIJER	1'40.395	1'40.450	(3)
6	C.VEIJER	26.650	A.FERNANDEZ	23.688	S.NEPA	27.883	R.YAMANAKA	22.212	6	J.RUEDA	1'40.396	1'40.396	(2)
7	M.BERTELLE	26.655	C.VEIJER	23.692	J.KELSO	27.886	D.MUÑOZ	22.216	7	A.FERNANDEZ	1'40.462	1'40.483	(4)
8	S.NEPA	26.679	M.BERTELLE	23.696	T.SUZUKI	27.888	D.HOLGADO	22.236	8	D.HOLGADO	1'40.573	1'40.575	(7)
9	D.ALMANSA	26.704	R.YAMANAKA	23.723	C.VEIJER	27.892	I.ORTOLA	22.246	9	M.BERTELLE	1'40.579	1'40.675	(9)
10	A.FERNANDEZ	26.736	D.HOLGADO	23.749	L.LUNETTA	27.897	J.ROULSTONE	22.269	10	S.NEPA	1'40.627	1'40.627	(8)
11	D.HOLGADO	26.741	S.NEPA	23.761	A.PIQUERAS	27.903	M.BERTELLE	22.271	11	R.ROSSI	1'40.713	1'40.905	(13)
12	J.ROULSTONE	26.775	J.ROULSTONE	23.781	A.FERNANDEZ	27.916	L.LUNETTA	22.292	12	D.MUÑOZ	1'40.718	1'40.751	(11)
13	R.ROSSI	26.781	L.LUNETTA	23.791	J.RUEDA	27.934	R.ROSSI	22.296	13	L.LUNETTA	1'40.814	1'40.904	(12)
14	J.KELSO	26.796	J.KELSO	23.798	M.BERTELLE	27.957	S.NEPA	22.304	14	J.KELSO	1'40.892	1'41.564	(21)
15	F.FARIOLI	26.828	R.ROSSI	23.805	F.FARIOLI	27.970	V.PEREZ	22.335	15	J.ROULSTONE	1'40.936	1'40.961	(14)
16	L.LUNETTA	26.834	T.FURUSATO	23.843	D.MUÑOZ	27.986	T.FURUSATO	22.336	16	T.SUZUKI	1'41.057	1'41.088	(15)
17	S.OGDEN	26.838	S.OGDEN	23.873	N.CARRARO	27.995	N.CARRARO	22.388	17	F.FARIOLI	1'41.102	1'41.328	(19)
18	T.SUZUKI	26.851	F.FARIOLI	23.879	T.FURUSATO	28.005	D.ALMANSA	22.409	18	D.ALMANSA	1'41.124	1'41.124	(16)
19	D.MUÑOZ	26.888	N.CARRARO	23.881	S.OGDEN	28.015	T.SUZUKI	22.412	19	T.FURUSATO	1'41.125	1'41.429	(20)
20	V.PEREZ	26.915	T.SUZUKI	23.906	D.ALMANSA	28.016	J.KELSO	22.412	20	S.OGDEN	1'41.185	1'41.260	(18)
21	N.CARRARO	26.937	D.ALMANSA	23.995	V.PEREZ	28.066	F.FARIOLI	22.425	21	N.CARRARO	1'41.201	1'41.239	(17)
22	T.FURUSATO	26.941	X.ZURUTUZA	23.999	J.ROULSTONE	28.111	S.OGDEN	22.459	22	V.PEREZ	1'41.365	1'42.029	(24)
23	X.ZURUTUZA	27.149	J.ROSENTHALER	24.000	X.ZURUTUZA	28.119	X.ZURUTUZA	22.522	23	X.ZURUTUZA	1'41.789	1'41.990	(23)
24	J.ROSENTHALE	27.180	J.ESTEBAN	24.038	J.ESTEBAN	28.185	J.ROSENTHALE	22.582	24	J.ROSENTHALE	1'41.983	1'41.983	(22)

These data/results cannot be reproduced, stored and/or transmitted in whole or in part by any manner of electronic, mechanical, photocopying, recording, broadcasting or otherwise now known or herein after developed without the previous express consent by the copyright owner, except for reproduction in daily press and regular printed publications on sale to the public within 60 days of the event related to those data/results and always provided that copyright symbol appears together as follows below.

© DORNA, 2024



4226 m.

GRAN PREMIO RED BULL DI SAN MARINO E DELLA RIVIERA

Practice Nr. 2

Best Partial Times

Moto3™

IT Ideal Lap Time, sum of the best partial times*BT* Best Lap Time

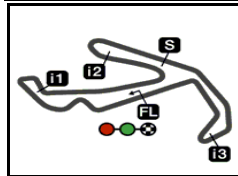
<i>T1</i>		<i>T2</i>		<i>T3</i>		<i>T4</i>				<i>IT</i>	<i>BT</i>	
<i>Pos</i>	<i>Rider</i>	<i>Time</i>	<i>Rider</i>	<i>Time</i>	<i>Rider</i>	<i>Time</i>	<i>Rider</i>	<i>Time</i>	<i>Pos</i>	<i>Rider</i>		
25	J.ESTEBAN	27.188	V.PEREZ	24.049	J.ROSENTHALER	28.221	N.DETTWILER	22.681	25	J.ESTEBAN	1'42.112	1'42.181 (25)
26	N.DETTWILER	27.414	N.DETTWILER	24.095	N.DETTWILER	28.416	J.ESTEBAN	22.701	26	N.DETTWILER	1'42.606	1'42.819 (26)
27	T.BUASRI	27.589	T.BUASRI	24.150	T.BUASRI	28.465	T.BUASRI	22.956	27	T.BUASRI	1'43.160	1'43.862 (27)

These data/results cannot be reproduced, stored and/or transmitted in whole or in part by any manner of electronic, mechanical, photocopying, recording, broadcasting or otherwise now known or herein after developed without the previous express consent by the copyright owner, except for reproduction in daily press and regular printed publications on sale to the public within 60 days of the event related to those data/results and always provided that copyright symbol appears together as follows below.

© DORNA, 2024

Official MotoGP Timing by TISSOT
www.motogp.com





4226 m.

GRAN PREMIO RED BULL DI SAN MARINO E DELLA RIVIERA

Practice Nr. 2

Fastest Laps Sequence

<i>Practice Time</i>	 <i>Rider</i>	<i>Nation</i>	<i>Motorcycle</i>	<i>Time</i>	<i>Km/h</i>	<i>Rider's Lap</i>
3'50.629	99 Jose Antonio RUEDA	SPA	KTM	1'42.748	148.0	2
4'00.593	64 David MUÑOZ	SPA	KTM	1'42.503	148.4	2
4'24.555	48 Ivan ORTOLA	SPA	KTM	1'42.141	148.9	2
5'32.741	99 Jose Antonio RUEDA	SPA	KTM	1'42.112	148.9	3
5'42.522	64 David MUÑOZ	SPA	KTM	1'41.929	149.2	3
5'44.885	96 Daniel HOLGADO	SPA	GASGAS	1'41.851	149.3	3
5'46.201	36 Angel PIQUERAS	SPA	HONDA	1'41.547	149.8	3
7'26.976	36 Angel PIQUERAS	SPA	HONDA	1'40.775	150.9	4
22'00.690	80 David ALONSO	COL	CFMOTO	1'40.624	151.1	10
23'40.874	80 David ALONSO	COL	CFMOTO	1'40.184	151.8	11

These data/results cannot be reproduced, stored and/or transmitted in whole or in part by any manner of electronic, mechanical, photocopying, recording, broadcasting or otherwise now known or herein after developed without the previous express consent by the copyright owner, except for reproduction in daily press and regular printed publications on sale to the public within 60 days of the event related to those data/results and always provided that copyright symbol appears together as follows below.

© DORNA, 2024