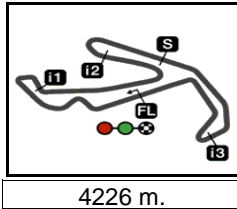



GRAN PREMIO RED BULL DI SAN MARINO E DELLA RIVIERA

Free Practice
Classification

3



4226 m.

	Rider	Nation	Team	Motorcycle	Time	Lap	Total	Gap	Top Speed
1	80 David ALONSO	COL	CFMOTO Gaviota Aspar Team	CFMOTO	1'41.175	13	16		211.7
2	99 Jose Antonio RUEDA	SPA	Red Bull KTM Ajo	KTM	1'41.273	14	14	0.098 0.098	212.5
3	48 Ivan ORTOLA	SPA	MT Helmets - MSI	KTM	1'41.448	16	17	0.273 0.175	210.5
4	96 Daniel HOLGADO	SPA	Red Bull GASGAS Tech3	GASGAS	1'41.561	14	16	0.386 0.113	213.4
5	64 David MUÑOZ	SPA	BOE Motorsports	KTM	1'41.676	8	13	0.501 0.115	213.8
6	6 Ryusei YAMANAKA	JPN	MT Helmets - MSI	KTM	1'41.703	16	17	0.528 0.027	212.1
7	36 Angel PIQUERAS	SPA	Leopard Racing	HONDA	1'41.766	7	17	0.591 0.063	213.8
8	31 Adrian FERNANDEZ	SPA	Leopard Racing	HONDA	1'41.771	18	18	0.596 0.005	211.3
9	95 Collin VEIJER	NED	Liqui Moly Husqvarna Intact GP	HUSQVARNA	1'41.793	15	15	0.618 0.022	209.3
10	19 Scott OGDEN	GBR	FleetSafe Honda - MLav Racing	HONDA	1'41.829	17	17	0.654 0.036	211.7
11	82 Stefano NEPA	ITA	LEVELUP - MTA	KTM	1'41.943	15	15	0.768 0.114	212.1
12	18 Matteo BERTELLE	ITA	Kopron Rivacold Snipers Team	HONDA	1'42.117	15	15	0.942 0.174	211.7
13	10 Nicola CARRARO	ITA	LEVELUP - MTA	KTM	1'42.308	17	17	1.133 0.191	212.1
14	24 Tatsuki SUZUKI	JPN	Liqui Moly Husqvarna Intact GP	HUSQVARNA	1'42.458	5	14	1.283 0.150	212.5
15	12 Jacob ROULSTONE	AUS	Red Bull GASGAS Tech3	GASGAS	1'42.475	16	16	1.300 0.017	213.4
16	72 Taiyo FURUSATO	JPN	Honda Team Asia	HONDA	1'42.490	14	14	1.315 0.015	208.4
17	7 Filippo FARIOLI	ITA	SIC58 Squadra Corse	HONDA	1'42.551	20	20	1.376 0.061	208.8
18	58 Luca LUNETTA	ITA	SIC58 Squadra Corse	HONDA	1'42.708	13	17	1.533 0.157	208.4
19	21 Vicente PEREZ	SPA	FleetSafe Honda - MLav Racing	HONDA	1'42.809	13	14	1.634 0.101	211.3
20	54 Riccardo ROSSI	ITA	CIP Green Power	KTM	1'42.847	5	16	1.672 0.038	211.3
21	22 David ALMANSA	SPA	Kopron Rivacold Snipers Team	HONDA	1'42.967	16	18	1.792 0.120	211.3
22	66 Joel KELSO	AUS	BOE Motorsports	KTM	1'43.010	9	11	1.835 0.043	209.3
23	85 Xabi ZURUTUZA	SPA	Red Bull KTM Ajo	KTM	1'43.203	13	13	2.028 0.193	211.3
24	55 Noah DETTWILER	SWI	CIP Green Power	KTM	1'43.335	11	17	2.160 0.132	210.9
25	34 Jakob ROSENTHALER	AUT	Liqui Moly Husqvarna Intact GP	HUSQVARNA	1'43.498	16	17	2.323 0.163	210.5
26	78 Joel ESTEBAN	SPA	CFMOTO Gaviota Aspar Team	CFMOTO	1'43.966	4	16	2.791 0.468	210.9
27	5 Tatchakorn BUASRI	THA	Honda Team Asia	HONDA	1'45.122	7	11	3.947 1.156	208.8

Practice condition: Dry

Air: 23°

Humidity: 63%

Ground: 22°

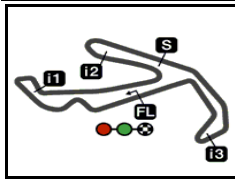
Fastest Lap:	Lap: 13	David ALONSO	1'41.175	150.3 Km/h
Best Race Lap:	2023	David ALONSO	1'41.297	150.1 Km/h
All-Time Lap Record:	2020	Celestino VIETTI	1'41.155	150.3 Km/h

The results are provisional until the end of the limit for protest and appeals.

Time limit for protest expires 60' after publication of the results - Time:

These data/results cannot be reproduced, stored and/or transmitted in whole or in part by any manner of electronic, mechanical, photocopying, recording, broadcasting or otherwise now known or herein after developed without the previous express consent by the copyright owner, except for reproduction in daily press and regular printed publications on sale to the public within 60 days of the event related to those data/results and always provided that copyright symbol appears together as follows below.

© DORNA, 2024



4226 m.

GRAN PREMIO RED BULL DI SAN MARINO E DELLA RIVIERA

Free Practice

Top Speed & Average

4



Rider	Nation	Motorcycle	Top 5 speeds					Average	Top
36 Angel PIQUERAS	SPA	HONDA	213.8	212.5	212.5	212.1	211.7	212.5	213.8
64 David MUÑOZ	SPA	KTM	213.8	212.5	212.1	211.7	211.7	212.4	213.8
12 Jacob ROULSTONE	AUS	GASGAS	213.4	211.3	210.9	210.5	210.1	210.9	213.4
96 Daniel HOLLADO	SPA	GASGAS	213.4	211.3	210.9	210.5	210.1	211.1	213.4
24 Tatsuki SUZUKI	JPN	HUSQVARNA	212.5	211.3	210.9	210.9	210.1	210.8	212.5
99 Jose Antonio RUEDA	SPA	KTM	212.5	212.1	211.7	211.7	211.3	211.8	212.5
6 Ryusei YAMANAKA	JPN	KTM	212.1	211.7	211.7	211.7	209.3	211.0	212.1
10 Nicola CARRARO	ITA	KTM	212.1	211.3	210.9	210.9	210.5	211.0	212.1
82 Stefano NEPA	ITA	KTM	212.1	212.1	210.9	210.9	210.5	211.2	212.1
18 Matteo BERTELLE	ITA	HONDA	211.7	210.9	210.9	209.7	208.8	210.1	211.7
19 Scott OGDEN	GBR	HONDA	211.7	211.3	210.9	210.5	210.5	211.0	211.7
80 David ALONSO	COL	CFMOTO	211.7	211.7	211.3	211.3	210.9	211.4	211.7
21 Vicente PEREZ	SPA	HONDA	211.3	210.5	210.1	210.1	209.7	210.3	211.3
22 David ALMANSA	SPA	HONDA	211.3	211.3	211.3	210.1	209.7	210.7	211.3
31 Adrian FERNANDEZ	SPA	HONDA	211.3	210.9	210.9	210.9	210.9	211.0	211.3
54 Riccardo ROSSI	ITA	KTM	211.3	210.1	210.1	209.7	209.3	209.9	211.3
85 Xabi ZURUTUZA	SPA	KTM	211.3	210.9	210.5	209.7	209.7	210.4	211.3
55 Noah DETTWILER	SWI	KTM	210.9	210.9	210.9	209.7	209.7	210.2	210.9
78 Joel ESTEBAN	SPA	CFMOTO	210.9	210.9	210.5	210.1	210.1	210.4	210.9
34 Jakob ROSENTHALER	AUT	HUSQVARNA	210.5	209.7	208.8	208.4	208.4	209.2	210.5
48 Ivan ORTOLA	SPA	KTM	210.5	210.5	210.1	210.1	210.1	210.3	210.5
66 Joel KELSO	AUS	KTM	209.3	208.0	208.0	207.6	207.2	207.8	209.3
95 Collin VEIJER	NED	HUSQVARNA	209.3	208.8	208.8	208.8	208.8	208.9	209.3
5 Tatchakorn BUASRI	THA	HONDA	208.8	208.4	207.6	207.6	207.2	207.9	208.8
7 Filippo FARIOLI	ITA	HONDA	208.8	208.4	208.4	207.2	206.8	207.9	208.8
58 Luca LUNETTA	ITA	HONDA	208.4	208.4	208.4	208.0	207.6	208.1	208.4
72 Taiyo FURUSATO	JPN	HONDA	208.4	208.4	208.4	208.0	207.6	208.0	208.4

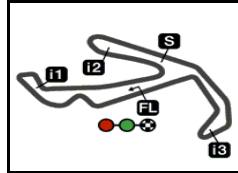
These data/results cannot be reproduced, stored and/or transmitted in whole or in part by any manner of electronic, mechanical, photocopying, recording, broadcasting or otherwise now known or herein after developed without the previous express consent by the copyright owner, except for reproduction in daily press and regular printed publications on sale to the public within 60 days of the event related to those data/results and always provided that copyright symbol appears together as follows below.

© DORNA, 2024

Official MotoGP Timing by TISSOT
www.motogp.com



Misano Adriatico, Friday, September 06, 2024



4226 m.

GRAN PREMIO RED BULL DI SAN MARINO E DELLA RIVIERA

Free Practice

Chronological Analysis of Performances

5

* Lap / Sector time cancelled		T1 Time from finish line to 1st intermediate					T3 Time from 2nd intermed. to 3rd intermed.						
P Crossing the finish line in pit lane		T2 Time from 1st intermed. to 2nd intermed.					T4 Time from 3rd intermediate to finish line						
Lap	Lap Time	T1	T2	T3	T4	Speed	Lap	Lap Time	T1	T2	T3	T4	Speed
1st	80	David ALONSO CFMOTO Gaviota Asp COL					9	1'42.479	27.355	24.057	28.222	22.845	208.8
		Runs=2	Total laps=16	Full laps=13	Valid laps=8	10	1'42.333	27.248	24.113	28.200	22.772	208.8	
1	1'57.599	34.196	25.415	29.711	23.634	206.5	11	1'42.193	27.205	24.064	28.167	22.757	208.4
2	1'44.453 *	28.089	24.516	28.809*	23.039	208.4	12	1'41.978 *	27.088	23.988	28.128	22.774*	208.4
3	1'43.489	27.606	24.392	28.567	22.924	208.4	13	1'40.365 P	28.466	24.619	29.083	18.197	206.8
4	1'42.704	27.352	24.233	28.340	22.779	209.7	14	1'52.534 *	37.204	24.377	28.451	22.502*	208.4
5	1'42.179 *	27.195	24.081	28.249	22.654*	210.5	15	1'41.901	27.121	23.889	28.249	22.642	210.1
6	2'35.403	1'04.767	37.648	29.816	23.172	206.5	16	1'41.448	26.874	23.883	28.058	22.633	210.1
7	1'38.264 P	27.728	24.381	28.644	17.511	208.8	17	1'41.349 *	27.019	23.788	27.950	22.592*	209.3
8	1'55.863 *	39.057	24.805	28.985	23.016*	206.8	4th 96 Daniel HOLGADO Red Bull GASGAS Te SPA						
9	1'42.741 *	27.414	24.151	28.497	22.679*	209.3		Runs=2	Total laps=16	Full laps=13	Valid laps=9		
10	1'42.272	27.182	24.261	28.256	22.573	210.1	1	2'25.066	34.319	25.200	29.182	23.827	210.1
11	1'41.841 *	26.983	23.903	28.131	22.824*	211.3	2	1'44.458 *	28.052	24.647	28.649	23.110*	208.0
12	1'41.412	26.880	23.985	28.095	22.452	211.3	3	1'43.402	27.645	24.467	28.374	22.916	208.8
13	1'41.175	26.870	23.754	28.035	22.516	211.7	4	1'42.820	27.394	24.273	28.196	22.957	211.3
14	1'41.210	26.868	23.855	28.084	22.403	210.9	5	1'43.143	27.589	24.287	28.408	22.859	210.5
15	1'41.290	26.902	23.859	27.996	22.533	211.7	6	1'42.838 *	27.53*	24.211	28.301	22.790	208.8
16	1'41.217 *	26.779	23.881	28.147	22.410*	210.1	7	1'42.126	27.423	24.071	28.059	22.573	210.1
2nd 99 Jose Antonio RUED Red Bull KTM Ajo SPA						8	1'42.126 *	27.160	23.952	28.296*	22.718	213.4	
		Runs=2	Total laps=14	Full laps=11	Valid laps=9	9	1'42.035	27.280	24.054	28.068	22.633	210.9	
1	2'12.535	35.624	25.314	29.736	23.895	207.6	10	1'42.339	27.252	24.071	28.336	22.680	209.3
2	1'45.160 *	28.240	24.514	29.137	23.269*	212.5	11	1'40.520 P	28.46*	24.450	29.084	18.526	206.1
3	1'45.023	28.425	24.346	29.020	23.232	208.4	12	1'49.250	33.300	24.545	28.412	22.993	208.0
4	1'43.819	27.836	24.326	28.694	22.963	209.3	13	1'41.884	27.159	24.032	28.099	22.594	209.3
5	1'43.007	27.771	24.125	28.379	22.732	211.3	14	1'41.561	27.049	24.018	27.995	22.499	209.3
6	1'42.388 *	27.35*	24.034	28.327	22.668*	212.1	15	1'53.555	31.810	25.432	30.042	26.271	201.8
7	1'42.814	27.430	24.017	28.419	22.948	209.3	16	1'42.506 *	27.383	24.123	28.315	22.685*	209.3
8	1'42.895	27.441	24.124	28.375	22.955	210.5	5th 64 David MUÑOZ BOE Motorsports SPA						
9	1'43.727	27.837	24.297	28.692	22.901	208.0		Runs=2	Total laps=13	Full laps=10	Valid laps=7		
10	1'42.261	27.206	24.018	28.357	22.680	209.3	1	2'20.139	32.850	25.236	29.305	23.310	208.4
11	1'37.540 P	27.332	24.185	28.387	17.636	208.8	2	1'44.013	27.944	24.380	28.590	23.099	209.7
12	1'53.292	38.429	24.193	28.210	22.460	211.3	3	1'43.245	27.754	24.254	28.483	22.754	210.5
13	1'41.436	27.153	23.855	28.049	22.379	211.7	4	1'42.476	27.371	24.108	28.305	22.692	211.7
14	1'41.273	26.999	23.796	28.013	22.465	211.7	5	1'42.177 *	27.175	23.910	28.232	22.860*	213.8
3rd 48 Ivan ORTOLA MT Helmets - MSI SPA						6	1'42.213 *	27.31*	23.967	28.352	22.579	210.9	
		Runs=2	Total laps=17	Full laps=14	Valid laps=10	7	1'42.008	27.142	24.001	28.297	22.568	211.7	
1	2'00.013	33.576	25.207	29.010	24.026	208.0	8	1'41.676	27.146	23.867	28.153	22.510	212.1
2	1'43.674 *	27.757	24.349	28.458	23.110*	210.5	9	1'48.024 P	31.055	25.569	30.662	20.738	197.8
3	1'43.025	27.578	24.269	28.270	22.908	208.4	10	1'56.109	36.983	26.611	29.494	23.021	210.5
4	1'42.237	27.109	24.140	28.105	22.883	210.1	11	1'43.032	27.012	24.180	28.663	23.177	210.5
5	1'42.240	27.383	24.097	28.136	22.624	210.5	12	1'50.730	27.068	24.734	30.215	28.713	193.8
6	1'42.260 *	27.053	24.087	28.240*	22.880	208.0	13	1'42.013 *	27.309	23.862	28.182	22.660*	212.5
7	1'42.409	27.288	24.054	28.238	22.829	208.4							
8	1'42.419	27.369	24.050	28.265	22.735	208.8							

Fastest Lap: David ALONSO CFMOTO Gaviota Asp COL **1'41.175** 26.870 23.754 28.035 22.516

These data/results cannot be reproduced, stored and/or transmitted in whole or in part by any manner of electronic, mechanical, photocopying, recording, broadcasting or otherwise now known or herein after developed without the previous express consent by the copyright owner, except for reproduction in daily press and regular printed publications on sale to the public within 60 days of the event related to those data/results and always provided that copyright symbol appears together as follows below.
© DORNA, 2024

Free Practice

Moto3

Lap	Lap Time	T1	T2	T3	T4	Speed	Lap	Lap Time	T1	T2	T3	T4	Speed						
6th 6 Ryusei YAMANAKA MT Helmets - MSI JPN Runs=2 Total laps=17 Full laps=14 Valid laps=11							9th 95 Collin VEIJER Liqui Moly Husqvarna NED Runs=2 Total laps=15 Full laps=12 Valid laps=11												
1	2'00.308	33.575	25.233	29.029	24.105	208.0	15	1'59.924	41.420	25.106	30.737	22.661	210.9						
2	1'44.073 *	27.820	24.625	28.419	23.209*	209.3	16	1'41.830	27.053	24.027	28.188	22.562	209.3						
3	1'44.339	27.752	24.624	28.953	23.010	208.8	17	1'41.865	27.217	23.982	28.125	22.541	208.8						
4	1'43.365	27.432	24.528	28.413	22.992	208.8	18	1'41.771	27.096	23.958	28.233	22.484	207.6						
5	1'42.930 *	27.401	24.336	28.258	22.935*	209.3	10th 19 Scott OGDEN FleetSafe Honda - ML GBR Runs=2 Total laps=17 Full laps=14 Valid laps=11												
6	1'43.125	27.355	24.768	28.246	22.756	207.6	1	2'19.653	34.722	26.120	29.775	24.338	205.3						
7	1'42.857	27.469	24.340	28.246	22.802	207.6	2	1'46.142	28.953	24.782	28.955	23.452	206.8						
8	1'42.798 *	27.357	24.478	28.204	22.759*	208.0	3	1'44.331	28.147	24.479	28.667	23.038	207.2						
9	1'42.895	27.573	24.394	28.163	22.765	208.0	4	1'43.377	27.660	24.270	28.485	22.962	209.3						
10	1'42.881	27.470	24.408	28.188	22.815	208.4	5	1'42.998	27.549	24.152	28.379	22.918	208.8						
11	1'43.581	27.958	24.465	28.335	22.823	208.4	6	1'42.812	27.437	24.244	28.360	22.771	208.0						
12	1'42.486	27.395	24.268	28.166	22.657	208.4	7	1'42.644	27.332	24.160	28.408	22.744	208.4						
13	1'37.649 P	27.344	24.312	28.186	17.807	207.6	8	1'42.120	27.167	24.074	28.169	22.710	208.8						
14	1'54.746	39.094	24.419	28.390	22.843	212.1	9	1'42.438	27.192	24.192	28.192	22.862	208.8						
15	1'42.365	27.188	24.335	28.119	22.723	211.7	10	1'42.336	27.253	24.124	28.226	22.733	208.8						
16	1'41.703	27.080	24.005	28.038	22.580	211.7	11	1'41.131 P	29.78*	24.741	29.267	17.338	206.8						
17	1'41.793	27.124	24.106	28.023	22.540	211.7	12	1'48.183	31.940	24.732	28.482	23.029	208.0						
7th 36 Angel PIQUERAS Leopard Racing SPA Runs=2 Total laps=17 Full laps=14 Valid laps=5							13	1'42.272 *	27.184	24.049	28.034	23.005*	208.8						
1	2'11.743	34.027	25.606	30.260	23.943	208.8	14	1'49.088	28.086	27.146	30.676	23.180	170.0						
2	1'46.365 *	28.316	24.938	29.720*	23.391	209.7	15	1'41.793	27.089	24.119	28.135	22.450	208.8						
3	1'44.806	28.247	24.328	28.925	23.306	209.7	11th 82 Stefano NEPA LEVELUP - MTA ITA Runs=2 Total laps=15 Full laps=12 Valid laps=7												
4	1'45.933 *	30.073	24.374	28.588*	22.898	211.7	1	2'21.367	35.157	26.419	29.526	23.473	206.5						
5	1'43.562 *	27.498	24.088	28.460*	23.516*	212.5	2	1'44.697 *	28.104	24.560	28.837*	23.196	210.5						
6	1'42.253 *	27.44*	24.013	28.198	22.595	212.1	3	1'43.340	27.536	24.301	28.572	22.931	209.3						
7	1'41.766	27.109	23.934	28.224	22.499	213.8	4	1'43.171	27.558	24.209	28.390	23.014	209.3						
8	1'41.946 *	27.258	23.974	28.233	22.481*	212.5	5	1'42.839 *	27.438	24.181	28.316*	22.904	210.9						
9	1'42.651 *	27.218	24.126	28.453	22.854*	208.8	6	1'42.558 *	27.35*	24.073	28.316	22.818	212.1						
10	1'46.832 *	30.715	24.749	28.618	22.750*	209.3	7	1'43.448	27.712	24.163	28.332	23.241	210.9						
11	1'42.529	27.281	24.073	28.470	22.705	208.8	8	1'43.010	27.472	24.378	28.366	22.794	209.7						
12	1'42.285 *	27.236	24.031	28.356	22.662*	208.4	9	1'38.543 P	27.296	24.341	30.506	16.400	206.8						
13	1'42.090	27.190	24.038	28.277	22.585	209.3	10	1'50.703	33.836	24.659	29.158	23.050	206.8						
14	1'37.328 P	27.129	23.977	28.896*	17.326	208.0	11	1'48.126	32.441	24.183	28.531	22.971	205.3						
15	1'50.728 *	34.636	25.032	28.359	22.701*	208.4	Fastest Lap: David ALONSO CFMOTO Gaviota Asp COL 1'41.175 26.870 23.754 28.035 22.516												
16	1'42.188	27.221	23.906	28.365	22.696	208.8	These data/results cannot be reproduced, stored and/or transmitted in whole or in part by any manner of electronic, mechanical, photocopying, recording, broadcasting or otherwise now known or herein after developed without the previous express consent by the copyright owner, except for reproduction in daily press and regular printed publications on sale to the public within 60 days of the event related to those data/results and always provided that copyright symbol appears together as follows below.												
17	1'41.641 *	27.020	23.887	28.166	22.568*	208.4	© DORNA, 2024												
8th 31 Adrian FERNANDEZ Leopard Racing SPA Runs=2 Total laps=18 Full laps=15 Valid laps=12							9th 95 Collin VEIJER Liqui Moly Husqvarna NED Runs=2 Total laps=15 Full laps=12 Valid laps=11												
1	2'14.307	34.949	25.389	29.582	25.665	208.8	1	3'19.653	34.722	26.120	29.775	24.338	205.3						
2	1'44.207	27.970	24.573	28.629	23.035	210.1	2	1'46.142	28.953	24.782	28.955	23.452	206.8						
3	1'44.560	28.391	24.388	28.664	23.117	211.3	3	1'44.331	28.147	24.479	28.667	23.038	207.2						
4	1'43.527	27.764	24.185	28.691	22.887	210.9	4	1'43.377	27.660	24.270	28.485	22.962	209.3						
5	1'42.717	27.392	24.180	28.279	22.866	209.3	5	1'42.998	27.549	24.152	28.379	22.918	208.8						
6	1'42.518 *	27.26*	24.038	28.467	22.746	209.3	6	1'42.812	27.437	24.244	28.360	22.771	208.0						
7	1'42.851	27.340	24.114	28.566	22.831	210.9	7	1'42.644	27.332	24.160	28.408	22.744	208.4						
8	1'46.322 *	27.227	24.197	29.471	25.427*	207.2	8	1'42.120	27.167	24.074	28.169	22.710	208.8						
9	1'42.812	27.555	24.136	28.368	22.753	210.9	9	1'42.438	27.192	24.192	28.192	22.862	208.8						
10	1'42.479	27.326	24.219	28.291	22.643	207.6	10	1'42.336	27.253	24.124	28.226	22.733	208.8						
11	1'42.492	27.359	24.194	28.229	22.710	207.6	11	1'41.131 P	29.78*	24.741	29.267	17.338	206.8						
12	1'42.532	27.280	24.078	28.360	22.814	206.8	12	1'48.183	31.940	24.732	28.482	23.029	208.0						
13	1'42.355 *	27.200	24.031	28.403*	22.721	206.1	13	1'42.272 *	27.184	24.049	28.034	23.005*	208.8						
14	1'39.904 P	27.624	24.330	28.767	19.183	206.8	14	1'49.088	28.086	27.146	30.676	23.180	170.0						

Fastest Lap: David ALONSO CFMOTO Gaviota Asp COL 1'41.175 26.870 23.754 28.035 22.516

These data/results cannot be reproduced, stored and/or transmitted in whole or in part by any manner of electronic, mechanical, photocopying, recording, broadcasting or otherwise now known or herein after developed without the previous express consent by the copyright owner, except for reproduction in daily press and regular printed publications on sale to the public within 60 days of the event related to those data/results and always provided that copyright symbol appears together as follows below.

© DORNA, 2024

Official MotoGP Timing by TISSOT
www.motogp.com



Misano Adriatico, Friday, September 06, 2024 Page 2 of 5

Free Practice

Moto3

Lap	Lap Time	T1	T2	T3	T4	Speed	Lap	Lap Time	T1	T2	T3	T4	Speed	
12	1'42.454	27.178	24.038	28.418	22.820	212.1	12	1'39.211 P	27.786	24.369	28.435	18.621	208.8	
13	1'44.185 *	27.470	25.237	28.582	22.896*	209.7	13	2'11.704	50.414	26.274	30.458	24.558	196.3	
14	1'42.330 *	27.250	23.986	28.289*	22.805	210.1	14	1'43.103 *	27.591	24.224	28.497	22.791*	209.3	
15	1'41.943	27.162	23.931	28.173	22.677	210.5								
12th 18	Matteo BERTELLE	Kopron Rivacold Snip ITA					15th 12	Jacob ROULSTONE	Red Bull GASGAS Te AUS					
	Runs=3	Total laps=15	Full laps=10	Valid laps=9				Runs=2	Total laps=16	Full laps=13	Valid laps=10			
1	2'13.578	35.683	25.568	29.943	23.695	208.8	1	2'05.774	33.374	26.458	29.845	24.312	206.1	
2	1'45.070	28.405	24.491	28.940	23.234	208.8	2	1'47.507 *	28.925	25.223	29.666	23.693*	206.8	
3	1'45.813	29.154	24.612	28.945	23.102	209.7	3	1'45.530 *	28.278	24.801	29.188*	23.263	207.6	
4	1'43.900	27.859	24.383	28.692	22.966	210.9	4	1'44.637	27.930	24.636	28.833	23.238	209.3	
5	1'43.959	27.654	24.336	28.744	23.225	211.7	5	1'43.964	27.765	24.585	28.608	23.006	210.1	
6	1'42.953 *	27.40*	24.310	28.434	22.800	210.9	6	1'45.379 *	27.83*	24.988	29.362*	23.194	208.0	
7	1'39.877 P	27.759	25.531	28.853	17.734	208.0	7	1'44.342	28.081	24.437	28.900	22.924	213.4	
8	1'51.435	34.394	24.868	29.029	23.144	205.3	8	1'43.422	27.527	24.355	28.526	23.014	209.7	
9	1'43.385	27.578	24.410	28.530	22.867	206.8	9	1'43.175	27.605	24.290	28.475	22.805	210.5	
10	1'43.156	27.404	24.272	28.593	22.887	207.2	10	1'43.489	27.760	24.259	28.523	22.947	210.1	
11	1'43.081	27.414	24.216	28.610	22.841	206.8	11	1'43.438	27.729	24.548	28.410	22.751	211.3	
12	1'37.940 P	27.415	24.254	28.867	17.404	206.8	12	1'42.772	27.359	24.144	28.444	22.825	210.1	
13	1'49.305 *	32.721	24.871	28.828	22.885*	206.8	13	1'38.554 P	27.388	24.435	29.033	17.698	208.0	
14	1'42.384	27.202	24.114	28.401	22.667	207.6	14	1'51.860 *	33.673	25.796	29.128*	23.263	207.6	
15	1'42.117	27.060	24.067	28.374	22.616	207.2	15	1'45.959	27.590	24.520	28.602	25.247	209.7	
							16	1'42.475	27.347	24.099	28.294	22.735	210.9	
13th 10	Nicola CARRARO	LEVELUP - MTA ITA					16th 72	Taiyo FURUSATO	Honda Team Asia JPN					
	Runs=2	Total laps=17	Full laps=14	Valid laps=7				Runs=2	Total laps=14	Full laps=11	Valid laps=6			
1	2'06.274	33.777	26.079	29.852	25.438	206.1	1	2'45.778	34.942	25.365	29.876	23.861	205.3	
2	1'46.766 *	28.788	25.077	29.463	23.438*	210.5	2	1'46.151 *	28.389	25.130	29.090*	23.542*	206.5	
3	1'45.144 *	28.123	24.791	28.918*	23.312	207.6	3	1'45.051 *	28.128	24.691	28.904	23.328*	206.5	
4	1'44.361	27.921	24.539	28.814	23.087	209.3	4	1'44.455	27.981	24.570	28.781	23.123	207.6	
5	1'43.721	27.631	24.425	28.654	23.011	210.1	5	1'43.808 *	27.625	24.457	28.640*	23.086	208.4	
6	1'44.146 *	27.66*	24.597	28.728	23.158	208.4	6	1'43.445	27.608	24.407	28.533	22.897	207.6	
7	1'44.839 *	27.585	24.660	29.436*	23.158	212.1	7	1'43.080	27.444	24.336	28.470	22.830	208.4	
8	1'44.184 *	27.616	24.362	28.505	23.701*	211.3	8	1'44.193 P	28.92*	25.674	30.545	19.046	197.4	
9	1'43.594 *	27.935	24.304	28.422	22.933*	210.9	9	1'50.244	33.908	24.665	28.734	22.937	207.6	
10	1'43.195	27.486	24.175	28.596	22.938	208.4	10	1'43.029 *	27.443	24.275	28.467	22.844*	207.2	
11	1'39.438 P	27.838	25.026	29.152	17.422	210.9	11	1'42.959	27.359	24.251	28.466	22.883	207.6	
12	1'51.193	33.367	25.103	28.963	23.760	207.6	12	1'42.775 *	27.308	24.272	28.450	22.745*	207.2	
13	1'43.498	27.715	24.311	28.566	22.906	209.3	13	1'42.516	27.221	24.219	28.324	22.752	208.4	
14	1'42.747 *	27.326	24.231	28.442	22.748*	208.8	14	1'42.490	27.232	24.145	28.409	22.704	208.0	
15	1'42.711	27.208	24.289	28.377	22.837	210.1								
16	1'42.722	27.277	24.242	28.399	22.804	210.5								
17	1'42.308	27.131	24.090	28.419	22.668	210.5								
14th 24	Tatsuki SUZUKI	Liqui Moly Husqvarna JPN					17th 7	Filippo FARIOLI	SIC58 Squadra Corse ITA					
	Runs=3	Total laps=14	Full laps=9	Valid laps=2				Runs=1	Total laps=20	Full laps=19	Valid laps=13			
1	2'27.657	32.410	25.206	29.191	23.266	206.5	1	3'00.881	33.682	25.544	29.221	23.617	203.3	
2	1'44.156 *	28.038	24.339	28.587*	23.192	208.0	2	1'45.954	28.307	25.207	29.029	23.411	204.1	
3	1'43.289 *	27.586	24.426	28.397	22.880*	210.1	3	1'44.936	28.044	24.723	28.881	23.288	204.9	
4	1'43.052	27.513	24.449	28.160	22.930	210.1	4	1'44.392	27.676	24.499	29.119	23.098	205.3	
5	1'42.458	27.251	24.219	28.250	22.738	210.9	5	1'43.773	27.593	24.588	28.628	22.964	206.1	
6	1'42.431 *	27.25*	24.194	28.215	22.767	210.1	6	1'43.434 *	27.636	24.310	28.558*	22.930	205.7	
7	1'42.383 *	27.359	24.130	28.129	22.765*	210.9	7	1'44.033 *	27.643	24.628	28.565	23.197*	206.1	
8	1'43.284 *	27.37*	24.594	28.411	22.903*	211.3	8	1'43.613	27.567	24.519	28.503	23.024	206.1	
9	1'42.177 *	27.328	24.173	28.064	22.612*	212.5	9	1'43.497	27.561	24.246	28.711	22.979	206.1	
10	1'47.078 P	31.54*	25.976	30.209	19.353	207.2	10	1'43.224	27.442	24.287	28.559	22.936	204.9	
11	1'51.301 *	34.252	24.928	28.828	23.293*	207.2	11	1'43.807 *	27.531	24.454	28.623*	23.199*	204.9	
							12	1'47.099 *	27.520	25.472	30.461*	23.646	190.8	
							13	1'43.589	27.501	24.287	28.411	23.390	206.8	
							14	1'43.268	27.283	24.304	28.776	22.905	206.5	

Fastest Lap: David ALONSO CFMOTO Gaviota Asp COL **1'41.175** 26.870 23.754 28.035 22.516

These data/results cannot be reproduced, stored and/or transmitted in whole or in part by any manner of electronic, mechanical, photocopying, recording, broadcasting or otherwise now known or herein after developed without the previous express consent by the copyright owner, except for reproduction in daily press and regular printed publications on sale to the public within 60 days of the event related to those data/results and always provided that copyright symbol appears together as follows below.
© DORNA, 2024

Official MotoGP Timing by TISSOT
www.motogp.com



Free Practice

Moto3

Lap	Lap Time	T1	T2	T3	T4	Speed	Lap	Lap Time	T1	T2	T3	T4	Speed
15	1'44.074 *	27.392	24.469	29.081*	23.132*	201.1	11	1'56.720 *	38.750	25.192	29.277*	23.501	203.7
16	1'43.544	27.391	24.607	28.596	22.950	206.1	12	1'44.180 *	27.860	24.481	28.679	23.160*	206.1
17	1'46.720 *	29.46*	25.102	28.778*	23.377	208.4	13	1'43.844	27.765	24.426	28.614	23.039	206.8
18	1'42.847	27.384	24.312	28.358	22.793	208.4	14	1'43.647	27.582	24.356	28.564	23.145	206.8
19	1'42.750	27.519	<u>24.075</u>	28.362	22.794	<u>208.8</u>	15	1'43.372	27.544	24.278	28.525	23.025	206.5
20	<u>1'42.551</u>	27.320	24.241	<u>28.290</u>	<u>22.700</u>	207.2	16	1'43.386 *	<u>27.453</u>	24.394	28.467	23.072*	206.1

18th 58 Luca LUNETTA SIC58 Squadra Corse ITA
Runs=2 Total laps=17 Full laps=14 Valid laps=10

1	1'58.011	35.740	26.023	29.892	24.107	203.7
2	1'45.903 *	28.552	24.778	29.255	23.318*	206.1
3	1'44.897 *	28.109	24.609	28.882	23.297*	207.6
4	1'44.012	27.793	24.498	28.587	23.134	<u>208.4</u>
5	1'43.491	27.660	24.255	28.597	22.979	208.4
6	1'43.744 *	27.77*	24.386	28.706	22.875	205.7
7	1'43.381	27.720	24.256	28.536	22.869	206.8
8	1'43.264	27.491	24.285	28.591	22.897	206.5
9	1'43.193	27.510	24.265	28.498	22.920	207.6
10	1'54.032	28.432	27.127	31.954	26.519	185.5
11	1'43.204	27.578	24.447	<u>28.328</u>	22.851	207.2
12	1'44.656	28.174	24.829	28.767	22.886	208.0
13	<u>1'42.708</u>	27.462	24.148	28.343	<u>22.755</u>	207.2
14	1'39.577 P	27.266	24.452	28.963	18.896	208.4
15	1'50.624 *	33.324	25.034	29.119*	23.147	203.7
16	1'43.395 *	27.484	24.396	28.423*	23.092	207.2
17	1'42.799	<u>27.265</u>	<u>24.100</u>	28.422	23.012	206.8

19th 21 Vicente PEREZ FleetSafe Honda - ML SPA
Runs=2 Total laps=14 Full laps=11 Valid laps=3

1	2'12.939	35.062	25.720	29.379	23.717	208.8
2	1'45.296	28.359	24.829	28.702	23.406	209.3
3	1'45.096	28.541	24.727	28.662	23.166	<u>211.3</u>
4	1'44.119 *	28.059	24.538	28.502	23.020*	209.7
5	1'43.422 *	27.609	24.403	28.342*	23.068	210.1
6	1'43.176 *	27.54*	24.353	28.417	22.858*	208.8
7	1'43.762 *	27.597	24.446	28.376	23.343*	210.5
8	1'44.563 P	30.03*	26.500	29.593*	18.436	210.1
9	1'53.249 *	36.629	25.033	28.620*	22.967	206.8
10	1'42.987 *	27.475	24.342	28.354	22.816*	207.6
11	1'44.915 *	27.284	25.310	28.960*	23.361	207.2
12	1'43.242 *	27.487	24.599	28.301	22.855*	207.2
13	<u>1'42.809</u>	27.359	24.347	<u>28.261</u>	<u>22.842</u>	208.0
14	1'42.675 *	<u>27.194</u>	<u>24.250</u>	28.334	22.897*	207.6

20th 54 Riccardo ROSSI CIP Green Power ITA
Runs=2 Total laps=16 Full laps=13 Valid laps=8

1	2'12.829	34.745	25.434	29.516	23.921	208.4
2	1'45.228 *	28.193	24.609	28.953	23.473*	210.1
3	1'45.156	28.203	24.698	28.840	23.415	209.7
4	1'43.652	27.871	24.297	28.562	22.922	210.1
5	<u>1'42.847</u>	27.583	24.247	<u>28.285</u>	<u>22.732</u>	<u>211.3</u>
6	1'43.136 *	27.60*	24.245	28.438	22.851	209.3
7	1'43.439	27.648	24.378	28.477	22.936	208.8
8	1'43.195	27.710	24.209	28.392	22.884	209.3
9	1'43.027 *	27.531	<u>24.189</u>	28.390	22.917*	209.3
10	1'41.952 P	27.617	26.757	29.046	18.532	208.0

21st 22 David ALMANSA Kopron Rivacold Snip SPA
Runs=2 Total laps=18 Full laps=15 Valid laps=10

1	2'10.646	35.207	26.207	30.788	24.257	204.9
2	1'47.470 *	28.877	24.971	29.721	23.901*	205.7
3	1'45.745	28.937	24.743	28.856	23.209	209.7
4	1'44.691	28.158	24.509	28.793	23.231	<u>211.3</u>
5	1'44.204	27.664	24.575	28.676	23.289	211.3
6	1'46.122 *	27.84*	25.058	29.126	24.093	210.1
7	1'43.949	27.816	24.484	28.627	23.022	208.8
8	1'44.554	27.484	24.461	29.257	23.352	211.3
9	1'43.334 *	27.700	<u>24.160</u>	28.475*	22.999	208.8
10	1'43.894	27.523	24.327	28.871	23.173	207.6
11	1'43.342	27.621	24.198	28.566	22.957	207.2
12	1'39.354 P	27.622	25.187	29.040	17.505	203.7
13	1'50.310	33.719	24.794	28.686	23.111	206.5
14	1'45.969 *	27.484	24.368	28.788*	25.329	206.8
15	1'43.037	27.391	24.348	<u>28.440</u>	22.858	208.4
16	<u>1'42.967</u>	<u>27.375</u>	24.222	28.585	<u>22.785</u>	206.5
17	1'50.203	28.300	24.538	30.446	26.919	201.4
18	1'43.964 *	27.568	24.345	28.882*	23.169*	208.4

22nd 66 Joel KELSO BOE Motorsports AUS
Runs=2 Total laps=11 Full laps=8 Valid laps=8

1	2'36.068	34.685	25.700	29.765	24.247	205.7
2	1'45.691	28.555	24.714	29.010	23.412	206.5
3	1'44.399	27.897	24.658	28.656	23.188	207.2
4	1'43.811	27.760	24.352	28.611	23.088	207.2
5	1'43.177	27.628	24.311	28.346	<u>22.892</u>	<u>209.3</u>
6	1'44.895	27.474	24.218	28.543	24.660	208.0
7	1'43.098	27.556	24.256	28.375	22.911	208.0
8	1'47.427	28.797	26.182	29.221	23.227	206.5
9	<u>1'43.010</u>	27.439	24.238	<u>28.321</u>	23.012	207.6
10	1'43.545 P	29.944	25.598	29.921	18.082	199.2
11	1'54.117	36.376	24.704	28.857	24.180	207.2
	unfinished	<u>27.132</u>	<u>24.022</u>			

23rd 85 Xabi ZURUTUZA Red Bull KTM Ajo SPA
Runs=2 Total laps=13 Full laps=10 Valid laps=5

1	2'20.536	33.534	25.903	29.199	23.496	208.8
2	1'45.667 *	28.259	25.000	29.214*	23.194	208.8
3	1'44.650	27.969	24.615	28.773	23.293	208.8
4	1'44.817	27.795	24.922	28.721	23.379	208.4
5	1'43.908 *	27.84*	24.460	28.553	23.054*	210.9
6	1'44.152 *	27.81*	24.795	28.524	23.023	<u>211.3</u>
7	1'44.321	27.754	24.734	28.624	23.209	209.7
8	1'44.690 *	27.30*	24.727	29.300*	23.354	207.6
9	1'38.352 P	28.055	24.646	28.619	17.032	208.0
10	2'08.355	47.088	24.878	31.623	24.766	186.8
11	1'45.136 *	28.04*	24.703	28.826*	23.563	205.3

Fastest Lap: David ALONSO CFMOTO Gaviota Asp COL **1'41.175** 26.870 23.754 28.035 22.516

These data/results cannot be reproduced, stored and/or transmitted in whole or in part by any manner of electronic, mechanical, photocopying, recording, broadcasting or otherwise now known or herein after developed without the previous express consent by the copyright owner, except for reproduction in daily press and regular printed publications on sale to the public within 60 days of the event related to those data/results and always provided that copyright symbol appears together as follows below.
© DORNA, 2024

Free Practice

Moto3

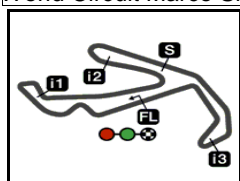
Lap	Lap Time	T1	T2	T3	T4	Speed	Lap	Lap Time	T1	T2	T3	T4	Speed
12	1'43.397	27.496	24.598	28.413	22.890	210.5	12	1'40.477 P	27.753	25.176	29.439	18.109	203.0
13	1'43.203	27.518	24.375	28.373	22.937	209.7	13	1'49.497 *	33.135	24.555	28.663	23.144*	208.4
24th 55 Noah DETTWILER CIP Green Power SWI Runs=2 Total laps=17 Full laps=14 Valid laps=11							14	1'43.751 *	27.665	24.248	28.689	23.149*	209.7
1	2'13.415	34.623	25.463	29.519	23.851	208.0	15	1'43.815 *	27.747	24.340	28.495*	23.233*	209.7
2	1'45.860	28.389	24.935	29.166	23.370	209.7	16	1'43.545 *	27.713	24.500	28.304	23.028*	210.9
3	1'45.177	28.286	24.747	28.876	23.268	209.3	27th 5 Tatchakorn BUASRI Honda Team Asia THA Runs=2 Total laps=11 Full laps=8 Valid laps=3						
4	1'44.344	28.087	24.496	28.667	23.094	210.9	1	2'25.578	34.761	25.806	30.009	24.087	206.1
5	1'44.614	28.158	24.572	28.746	23.138	210.9	2	1'46.491 *	28.408	24.918	29.426*	23.739*	207.6
6	1'44.417 *	27.91*	24.443	28.862	23.197	209.7	3	1'45.926 *	28.403	24.805	29.200	23.518*	208.4
7	1'44.242	28.024	24.377	28.812	23.029	209.7	4	1'45.828 *	28.296	24.851	29.023*	23.658*	206.1
8	1'44.209	27.755	24.539	28.869	23.046	209.7	5	1'45.779	28.343	24.984	29.007	23.445	207.2
9	1'43.802	27.652	24.275	28.652	23.223	210.9	6	1'45.322 *	28.25*	24.796	28.846	23.426	206.8
10	1'44.781	27.661	24.550	29.201	23.369	206.5	7	1'45.122	28.163	24.690	28.809	23.460	207.6
11	1'43.335	27.614	24.292	28.613	22.816	209.7	8	1'45.387	28.153	24.717	29.122	23.395	206.5
12	1'38.134 P	27.663	24.332	28.928	17.211	207.2	9	1'46.828 P	29.506	27.330	31.264	18.728	197.0
13	1'50.653 *	33.191	24.939	29.048	23.475*	206.5	10	1'58.345	36.634	26.630	30.262	24.819	201.8
14	1'44.380	27.950	24.591	28.784	23.055	206.5	11	1'45.047 *	27.960	24.746	29.155	23.186*	203.7
15	1'43.889 *	27.798	24.419	28.709*	22.963	207.2	unfinished	27.769	24.325	28.876		208.8	
16	1'44.044	27.755	24.448	28.769	23.072	208.0							
17	1'43.939 *	27.766	24.356	28.719	23.098*	207.2							

Lap	Lap Time	T1	T2	T3	T4	Speed
25th 34 Jakob ROSENTHAL Liqui Moly Husqvarna AUT Runs=2 Total laps=17 Full laps=14 Valid laps=11						
1	2'10.731	35.482	25.652	30.004	23.765	202.6
2	1'46.774	28.510	25.054	29.677	23.533	201.8
3	1'45.981	28.957	24.663	28.972	23.389	208.0
4	1'44.601	28.310	24.492	28.690	23.109	207.6
5	1'44.569	27.670	24.422	28.878	23.599	207.6
6	1'43.461 *	27.72*	24.320	28.441	22.977	208.8
7	1'43.922 *	27.540	24.621	28.647	23.114*	207.2
8	1'41.923 P	28.752	25.348	29.670	18.153	208.4
9	1'58.640	38.056	27.211	29.567	23.806	203.0
10	1'44.930	28.119	24.815	28.738	23.258	205.3
11	1'45.495	27.789	25.640	28.820	23.246	204.1
12	1'45.136	27.933	24.667	28.768	23.768	205.3
13	1'48.170	27.699	28.608	28.712	23.151	207.2
14	1'44.469	27.902	24.662	28.732	23.173	205.7
15	1'43.683	27.799	24.542	28.408	22.934	209.7
16	1'43.498	27.610	24.390	28.615	22.883	210.5
17	1'42.976 *	27.474	24.197	28.365*	22.940	208.4

Lap	Lap Time	T1	T2	T3	T4	Speed
26th 78 Joel ESTEBAN CFMOTO Gaviota Asp SPA Runs=2 Total laps=16 Full laps=13 Valid laps=4						
1	1'58.322	34.666	25.292	29.691	24.017	210.1
2	1'46.338 *	28.585	24.618	29.632	23.503*	207.6
3	1'44.966	28.093	24.597	28.977	23.299	210.1
4	1'43.966	27.734	24.403	28.554	23.275	210.5
5	1'44.114 *	27.778	24.408	28.705	23.223*	210.9
6	1'43.996 *	27.58*	24.531	28.664	23.217*	209.7
7	1'44.233	27.695	24.583	28.698	23.257	209.7
8	1'43.987 *	27.794	24.368	28.644	23.181*	209.3
9	1'43.927 *	27.729	24.444	28.506	23.248*	210.1
10	1'44.150	27.807	24.430	28.725	23.188	208.4
11	1'43.950 *	27.773	24.422	28.609	23.146*	208.8

Fastest Lap: David ALONSO CFMOTO Gaviota Asp COL 1'41.175 26.870 23.754 28.035 22.516

These data/results cannot be reproduced, stored and/or transmitted in whole or in part by any manner of electronic, mechanical, photocopying, recording, broadcasting or otherwise now known or herein after developed without the previous express consent by the copyright owner, except for reproduction in daily press and regular printed publications on sale to the public within 60 days of the event related to those data/results and always provided that copyright symbol appears together as follows below.
© DORNA, 2024



4226 m.

GRAN PREMIO RED BULL DI SAN MARINO E DELLA RIVIERA

Free Practice

Best Partial Times

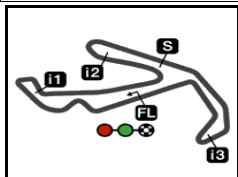
Moto3™

IT Ideal Lap Time, sum of the best partial times

BT Best Lap Time

T1		T2		T3		T4				IT	BT	
Pos	Rider	Time	Rider	Time	Rider	Time	Rider	Time	Pos	Rider	IT	BT
1	D.ALONSO	26.779	D.ALONSO	23.754	I.ORTOLA	27.950	J.RUEDA	22.379	1	D.ALONSO	1'40.932	1'41.175 (1)
2	I.ORTOLA	26.874	I.ORTOLA	23.788	D.HOLGADO	27.995	D.ALONSO	22.403	2	J.RUEDA	1'41.187	1'41.273 (2)
3	J.RUEDA	26.999	J.RUEDA	23.796	D.ALONSO	27.996	C.VEIJER	22.450	3	I.ORTOLA	1'41.236	1'41.448 (3)
4	D.MUÑOZ	27.012	D.MUÑOZ	23.862	J.RUEDA	28.013	A.FERNANDEZ	22.484	4	D.HOLGADO	1'41.495	1'41.561 (4)
5	A.PIQUERAS	27.020	A.PIQUERAS	23.887	S.OGDEN	28.022	A.PIQUERAS	22.499	5	D.MUÑOZ	1'41.537	1'41.676 (5)
6	S.OGDEN	27.023	S.NEPA	23.931	R.YAMANAKA	28.023	D.HOLGADO	22.499	6	A.PIQUERAS	1'41.572	1'41.766 (7)
7	D.HOLGADO	27.049	D.HOLGADO	23.952	C.VEIJER	28.034	D.MUÑOZ	22.510	7	A.FERNANDEZ	1'41.620	1'41.771 (8)
8	A.FERNANDEZ	27.053	A.FERNANDEZ	23.958	T.SUZUKI	28.064	R.YAMANAKA	22.540	8	C.VEIJER	1'41.622	1'41.793 (9)
9	M.BERTELLE	27.060	S.OGDEN	23.967	A.FERNANDEZ	28.125	M.BERTELLE	22.616	9	R.YAMANAKA	1'41.648	1'41.703 (6)
10	R.YAMANAKA	27.080	R.YAMANAKA	24.005	D.MUÑOZ	28.153	I.ORTOLA	22.624	10	S.OGDEN	1'41.652	1'41.829 (10)
11	C.VEIJER	27.089	J.KELSO	24.022	A.PIQUERAS	28.166	S.OGDEN	22.640	11	S.NEPA	1'41.943	1'41.943 (11)
12	N.CARRARO	27.131	C.VEIJER	24.049	S.NEPA	28.173	N.CARRARO	22.668	12	M.BERTELLE	1'42.117	1'42.117 (12)
13	J.KELSO	27.132	M.BERTELLE	24.067	V.PEREZ	28.261	S.NEPA	22.677	13	T.SUZUKI	1'42.183	1'42.458 (14)
14	S.NEPA	27.162	F.FARIOLI	24.075	R.ROSSI	28.285	F.FARIOLI	22.700	14	N.CARRARO	1'42.266	1'42.308 (13)
15	V.PEREZ	27.194	N.CARRARO	24.090	F.FARIOLI	28.290	T.FURUSATO	22.704	15	F.FARIOLI	1'42.348	1'42.551 (17)
16	T.FURUSATO	27.221	J.ROULSTONE	24.099	J.ROULSTONE	28.294	R.ROSSI	22.732	16	J.KELSO	1'42.367	1'43.010 (22)
17	T.SUZUKI	27.251	L.LUNETTA	24.100	J.ESTEBAN	28.304	J.ROULSTONE	22.735	17	T.FURUSATO	1'42.394	1'42.490 (16)
18	L.LUNETTA	27.265	T.SUZUKI	24.130	J.KELSO	28.321	T.SUZUKI	22.738	18	L.LUNETTA	1'42.448	1'42.708 (18)
19	F.FARIOLI	27.283	T.FURUSATO	24.145	T.FURUSATO	28.324	L.LUNETTA	22.755	19	J.ROULSTONE	1'42.475	1'42.475 (15)
20	J.ROULSTONE	27.347	D.ALMANSA	24.160	L.LUNETTA	28.328	D.ALMANSA	22.785	20	V.PEREZ	1'42.547	1'42.809 (19)
21	D.ALMANSA	27.375	R.ROSSI	24.189	X.ZURUTUZA	28.373	N.DETTWILER	22.816	21	R.ROSSI	1'42.659	1'42.847 (20)
22	R.ROSSI	27.453	J.ROSENTHALE	24.197	M.BERTELLE	28.374	V.PEREZ	22.842	22	D.ALMANSA	1'42.760	1'42.967 (21)
23	J.ROSENTHALER	27.474	J.ESTEBAN	24.248	N.CARRARO	28.377	J.ROSENTHALER	22.883	23	J.ROSENTHALER	1'42.962	1'43.498 (25)
24	X.ZURUTUZA	27.496	V.PEREZ	24.250	J.ROSENTHALE	28.408	X.ZURUTUZA	22.890	24	X.ZURUTUZA	1'43.134	1'43.203 (23)

These data/results cannot be reproduced, stored and/or transmitted in whole or in part by any manner of electronic, mechanical, photocopying, recording, broadcasting or otherwise now known or herein after developed without the previous express consent by the copyright owner, except for reproduction in daily press and regular printed publications on sale to the public within 60 days of the event related to those data/results and always provided that copyright symbol appears together as follows below.
© DORNA, 2024



4226 m.

GRAN PREMIO RED BULL DI SAN MARINO E DELLA RIVIERA

Free Practice

Best Partial Times

Moto3™

IT Ideal Lap Time, sum of the best partial times*BT* Best Lap Time

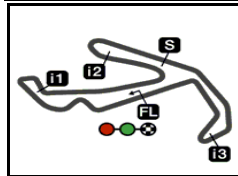
<i>T1</i>		<i>T2</i>		<i>T3</i>		<i>T4</i>				<i>IT</i>	<i>BT</i>	
<i>Pos</i>	<i>Rider</i>	<i>Time</i>	<i>Rider</i>	<i>Time</i>	<i>Rider</i>	<i>Time</i>	<i>Rider</i>	<i>Time</i>	<i>Pos</i>	<i>Rider</i>		
25	N.DETTWILER	27.614	N.DETTWILER	24.275	D.ALMANSA	28.440	J.KELSO	22.892	25	N.DETTWILER	1'43.318	1'43.335 (24)
26	J.ESTEBAN	27.665	T.BUASRI	24.325	N.DETTWILER	28.613	J.ESTEBAN	23.188	26	J.ESTEBAN	1'43.405	1'43.966 (26)
27	T.BUASRI	27.769	X.ZURUTUZA	24.375	T.BUASRI	28.809	T.BUASRI	23.395	27	T.BUASRI	1'44.298	1'45.122 (27)

These data/results cannot be reproduced, stored and/or transmitted in whole or in part by any manner of electronic, mechanical, photocopying, recording, broadcasting or otherwise now known or herein after developed without the previous express consent by the copyright owner, except for reproduction in daily press and regular printed publications on sale to the public within 60 days of the event related to those data/results and always provided that copyright symbol appears together as follows below.

© DORNA, 2024

Official MotoGP Timing by TISSOT
www.motogp.com






4226 m.

GRAN PREMIO RED BULL DI SAN MARINO E DELLA RIVIERA

Free Practice

Fastest Laps Sequence

<i>Practice Time</i>	 <i>Rider</i>	<i>Nation</i>	<i>Motorcycle</i>	<i>Time</i>	<i>Km/h</i>	<i>Rider's Lap</i>
3'57.505	34 Jakob ROSENTHALER	AUT	HUSQVARNA	1'46.774	142.4	2
3'58.235	21 Vicente PEREZ	SPA	HONDA	1'45.296	144.4	2
3'58.514	31 Adrian FERNANDEZ	SPA	HONDA	1'44.207	145.9	2
4'04.152	64 David MUÑOZ	SPA	KTM	1'44.013	146.2	2
5'25.541	80 David ALONSO	COL	CFMOTO	1'43.489	147.0	3
5'26.712	48 Ivan ORTOLA	SPA	KTM	1'43.025	147.6	3
7'08.245	80 David ALONSO	COL	CFMOTO	1'42.704	148.1	4
7'08.949	48 Ivan ORTOLA	SPA	KTM	1'42.237	148.8	4
12'36.271	64 David MUÑOZ	SPA	KTM	1'42.008	149.1	7
12'36.428	36 Angel PIQUERAS	SPA	HONDA	1'41.766	149.4	7
14'17.947	64 David MUÑOZ	SPA	KTM	1'41.676	149.6	8
28'56.805	80 David ALONSO	COL	CFMOTO	1'41.412	150.0	12
30'37.980	80 David ALONSO	COL	CFMOTO	1'41.175	150.3	13

These data/results cannot be reproduced, stored and/or transmitted in whole or in part by any manner of electronic, mechanical, photocopying, recording, broadcasting or otherwise now known or herein after developed without the previous express consent by the copyright owner, except for reproduction in daily press and regular printed publications on sale to the public within 60 days of the event related to those data/results and always provided that copyright symbol appears together as follows below.

© DORNA, 2024