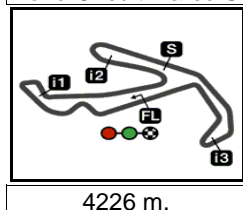


GRAN PREMIO RED BULL DI SAN MARINO E DELLA RIVIERA


Practice Nr. 2

Classification

10



4226 m.

	Rider	Nation	Team	Motorcycle	Time	Lap	Total	Gap	Top Speed
1	44 Aron CANET	SPA	Fantic Racing	KALEX	1'35.185	11	12		248.2
2	14 Tony ARBOLINO	ITA	Elf Marc VDS Racing Team	KALEX	1'35.420	11	14	0.235 0.235	250.5
3	79 Ai OGURA	JPN	MT Helmets - MSI	BOSCOSCURO	1'35.476	12	15	0.291 0.056	251.7
4	18 Manuel GONZALEZ	SPA	QJMOTOR Gresini Moto2	KALEX	1'35.499	14	16	0.314 0.023	250.0
5	54 Fermin ALDEGUER	SPA	Beta Tools SpeedUp	BOSCOSCURO	1'35.518	12	14	0.333 0.019	248.8
6	13 Celestino VIETTI	ITA	Red Bull KTM Ajo	KALEX	1'35.572	13	15	0.387 0.054	249.4
7	16 Joe ROBERTS	USA	OnlyFans American Racing Team	KALEX	1'35.597	12	14	0.412 0.025	247.7
8	75 Albert ARENAS	SPA	QJMOTOR Gresini Moto2	KALEX	1'35.616	14	16	0.431 0.019	250.5
9	10 Diogo MOREIRA	BRA	Italtrans Racing Team	KALEX	1'35.661	14	16	0.476 0.045	249.4
10	96 Jake DIXON	GBR	CFMOTO Inde Aspar Team	KALEX	1'35.688	13	15	0.503 0.027	250.5
11	71 Dennis FOGGIA	ITA	Italtrans Racing Team	KALEX	1'35.705	11	15	0.520 0.017	250.0
12	22 Ayumu SASAKI	JPN	Yamaha VR46 Master Camp Team	KALEX	1'35.729	10	10	0.544 0.024	252.3
13	24 Marcos RAMIREZ	SPA	OnlyFans American Racing Team	KALEX	1'35.755	11	14	0.570 0.026	248.8
14	53 Deniz ÖNCÜ	TUR	Red Bull KTM Ajo	KALEX	1'35.791	11	15	0.606 0.036	250.5
15	3 Sergio GARCIA	SPA	MT Helmets - MSI	BOSCOSCURO	1'35.832	15	16	0.647 0.041	251.7
16	7 Barry BALTUS	BEL	RW-Idrofoglia Racing GP	KALEX	1'35.876	13	14	0.691 0.044	247.7
17	84 Zonta VD GOORBERGH	NED	RW-Idrofoglia Racing GP	KALEX	1'35.882	13	14	0.697 0.006	248.8
18	12 Filip SALAC	CZE	Elf Marc VDS Racing Team	KALEX	1'35.891	12	13	0.706 0.009	252.3
19	64 Bo BENDSNEYDER	NED	Preicanos Racing Team	KALEX	1'35.898	13	13	0.713 0.007	247.1
20	21 Alonso LOPEZ	SPA	Beta Tools SpeedUp	BOSCOSCURO	1'35.950	14	15	0.765 0.052	244.8
21	15 Darryn BINDER	RSA	Liqui Moly Husqvarna Intact GP	KALEX	1'35.993	8	11	0.808 0.043	251.7
22	28 Izan GUEVARA	SPA	CFMOTO Inde Aspar Team	KALEX	1'36.075	13	15	0.890 0.082	251.7
23	19 Mattia PASINI	ITA	Team Ciatti Boscoscuro	BOSCOSCURO	1'36.219	4	14	1.034 0.144	251.7
24	52 Jeremy ALCOBA	SPA	Yamaha VR46 Master Camp Team	KALEX	1'36.234	12	15	1.049 0.015	248.8
25	35 Somkiat CHANTRA	THA	IDEMITSU Honda Team Asia	KALEX	1'36.287	13	13	1.102 0.053	249.4
26	81 Senna AGIUS	AUS	Liqui Moly Husqvarna Intact GP	KALEX	1'36.363	14	14	1.178 0.076	248.2
27	5 Jaume MASIA	SPA	Preicanos Racing Team	KALEX	1'36.484	4	13	1.299 0.121	252.9
28	34 Mario AJI	INA	IDEMITSU Honda Team Asia	KALEX	1'37.028	11	14	1.843 0.544	249.4
29	20 Xavi CARDELUS	AND	Fantic Racing	KALEX	1'37.736	13	13	2.551 0.708	248.2
30	43 Xavier ARTIGAS	SPA	KLINT Forward Factory Team	FORWARD	1'38.129	13	13	2.944 0.393	249.4
Not classified									
	40 Unai ORRADRE	SPA	KLINT Forward Factory Team	FORWARD					

Practice condition: Dry

Air: 24°

Humidity: 74%

Ground: 22°

Fastest Lap:	Lap: 11	Aron CANET	1'35.185	159.8 Km/h
Best Race Lap:	2023	Celestino VIETTI	1'36.173	158.1 Km/h
All-Time Lap Record:	2024	Aron CANET	1'35.185	159.8 Km/h

The results are provisional until the end of the limit for protest and appeals.

Time limit for protest expires 60' after publication of the results - Time:

These data/results cannot be reproduced, stored and/or transmitted in whole or in part by any manner of electronic, mechanical, photocopying, recording, broadcasting or otherwise now known or herein after developed without the previous express consent by the copyright owner, except for reproduction in daily press and regular printed publications on sale to the public within 60 days of the event related to those data/results and always provided that copyright symbol appears together as follows below.


© DORNA, 2024

GRAN PREMIO RED BULL DI SAN MARINO E DELLA RIVIERA

Practice Nr. 2

Combined Practice Times

11

	Rider	Nation	Team	MOTORCYCLE	P1	P2	Gap
1	44 A.CANET	SPA	Fantic Racing	KALEX	1'35.561 17	1'35.185 11	
2	14 T.ARBOLINO	ITA	Elf Marc VDS Racing Team	KALEX	1'35.845 19	1'35.420 11	0.235 0.235
3	79 A.OGURA	JPN	MT Helmets - MSI	BOSCOSCURO	1'35.941 15	1'35.476 12	0.291 0.056
4	18 M.GONZALEZ	SPA	QJMOTOR Gresini Moto2	KALEX	1'35.781 17	1'35.499 14	0.314 0.023
5	54 F.ALDEGUER	SPA	Beta Tools SpeedUp	BOSCOSCURO	1'36.071 12	1'35.518 12	0.333 0.019
6	13 C.VIETTI	ITA	Red Bull KTM Ajo	KALEX	1'35.692 21	1'35.572 13	0.387 0.054
7	16 J.ROBERTS	USA	OnlyFans American Racing Team	KALEX	1'36.527 19	1'35.597 12	0.412 0.025
8	75 A.ARENAS	SPA	QJMOTOR Gresini Moto2	KALEX	1'35.920 18	1'35.616 14	0.431 0.019
9	10 D.MOREIRA	BRA	Italtrans Racing Team	KALEX	1'36.307 16	1'35.661 14	0.476 0.045
10	96 J.DIXON	GBR	CFMOTO Inde Aspar Team	KALEX	1'36.308 14	1'35.688 13	0.503 0.027
11	71 D.FOGGIA	ITA	Italtrans Racing Team	KALEX	1'36.750 11	1'35.705 11	0.520 0.017
12	22 A.SASAKI	JPN	Yamaha VR46 Master Camp Team	KALEX	1'36.485 19	1'35.729 10	0.544 0.024
13	24 M.RAMIREZ	SPA	OnlyFans American Racing Team	KALEX	1'36.130 20	1'35.755 11	0.570 0.026
14	53 D.ÖNCÜ	TUR	Red Bull KTM Ajo	KALEX	1'37.195 16	1'35.791 11	0.606 0.036
15	3 S.GARCIA	SPA	MT Helmets - MSI	BOSCOSCURO	1'36.777 11	1'35.832 15	0.647 0.041
16	7 B.BALTUS	BEL	RW-Idrofoglia Racing GP	KALEX	1'36.871 9	1'35.876 13	0.691 0.044
17	84 Z.VD GOORBERG	NED	RW-Idrofoglia Racing GP	KALEX	1'36.508 14	1'35.882 13	0.697 0.006
18	12 F.SALAC	CZE	Elf Marc VDS Racing Team	KALEX	1'36.128 13	1'35.891 12	0.706 0.009
19	64 B.BENDSNEYDEF	NED	Preicanos Racing Team	KALEX	1'36.441 16	1'35.898 13	0.713 0.007
20	21 A.LOPEZ	SPA	Beta Tools SpeedUp	BOSCOSCURO	1'35.956 15	1'35.950 14	0.765 0.052
21	15 D.BINDER	RSA	Liqui Moly Husqvarna Intact GP	KALEX	1'36.654 14	1'35.993 8	0.808 0.043
22	35 S.CHANTRA	THA	IDEMITSU Honda Team Asia	KALEX	1'36.054 13	1'36.287 13	0.869 0.061
23	28 I.GUEVARA	SPA	CFMOTO Inde Aspar Team	KALEX	1'36.323 13	1'36.075 13	0.890 0.021
24	19 M.PASINI	ITA	Team Ciatti Boscoscuro	BOSCOSCURO	1'36.694 14	1'36.219 4	1.034 0.144
25	52 J.ALCOBA	SPA	Yamaha VR46 Master Camp Team	KALEX	1'36.416 17	1'36.234 12	1.049 0.015
26	81 S.AGIUS	AUS	Liqui Moly Husqvarna Intact GP	KALEX	1'36.481 13	1'36.363 14	1.178 0.129
27	5 J.MASIA	SPA	Preicanos Racing Team	KALEX	1'36.976 17	1'36.484 4	1.299 0.121
28	34 M.AJI	INA	IDEMITSU Honda Team Asia	KALEX	1'37.044 15	1'37.028 11	1.843 0.544
29	20 X.CARDELUS	AND	Fantic Racing	KALEX	1'38.349 6	1'37.736 13	2.551 0.708
30	43 X.ARTIGAS	SPA	KLINT Forward Factory Team	FORWARD	1'38.508 4	1'38.129 13	2.944 0.393
31	40 U.ORRADRE	SPA	KLINT Forward Factory Team	FORWARD	1'38.320 17		3.135 0.191

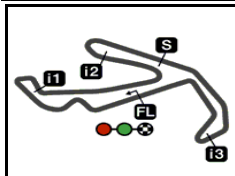
Pole Position Record:	2020	Luca MARINI	1'35.271	159.6 Km/h
Best Race Lap:	2023	Celestino VIETTI	1'36.173	158.1 Km/h
All Time Lap Record:	2024	Aron CANET	1'35.185	159.8 Km/h

The results are provisional until the end of the limit for protest and appeals.

Time limit for protest expires 60' after publication of the results - Time:

These data/results cannot be reproduced, stored and/or transmitted in whole or in part by any manner of electronic, mechanical, photocopying, recording, broadcasting or otherwise now known or herein after developed without the previous express consent by the copyright owner, except for reproduction in daily press and regular printed publications on sale to the public within 60 days of the event related to those data/results and always provided that copyright symbol appears together as follows below.

© DORNA, 2024



4226 m.

GRAN PREMIO RED BULL DI SAN MARINO E DELLA RIVIERA

Practice Nr. 2

Top Speed & Average

12



Rider	Nation	Motorcycle	Top 5 speeds					Average	Top
5 Jaume MASIA	SPA	KALEX	252.9	251.7	251.1	251.1	250.5	251.5	252.9
12 Filip SALAC	CZE	KALEX	252.3	251.1	250.0	249.4	249.4	250.4	252.3
22 Ayumu SASAKI	JPN	KALEX	252.3	251.1	251.1	250.0	249.4	250.8	252.3
3 Sergio GARCIA	SPA	BOSCOSCURO	251.7	251.1	250.5	250.5	250.0	250.6	251.7
15 Darryn BINDER	RSA	KALEX	251.7	248.2	248.2	248.2	247.7	248.8	251.7
19 Mattia PASINI	ITA	BOSCOSCURO	251.7	250.0	249.4	249.4	248.8	249.7	251.7
28 Izan GUEVARA	SPA	KALEX	251.7	250.0	249.4	249.4	248.8	249.6	251.7
79 Ai OGURA	JPN	BOSCOSCURO	251.7	251.7	251.1	251.1	250.5	251.0	251.7
14 Tony ARBOLINO	ITA	KALEX	250.5	250.0	249.4	248.8	248.2	249.2	250.5
53 Deniz ÖNCÜ	TUR	KALEX	250.5	250.5	250.0	249.4	249.4	249.9	250.5
75 Albert ARENAS	SPA	KALEX	250.5	248.2	248.2	247.7	247.7	248.2	250.5
96 Jake DIXON	GBR	KALEX	250.5	250.5	250.0	250.0	249.4	249.9	250.5
18 Manuel GONZALEZ	SPA	KALEX	250.0	250.0	249.4	248.8	248.2	249.3	250.0
71 Dennis FOGGIA	ITA	KALEX	250.0	249.4	249.4	248.8	248.2	248.9	250.0
10 Diogo MOREIRA	BRA	KALEX	249.4	247.7	247.7	247.7	247.7	248.0	249.4
13 Celestino VIETTI	ITA	KALEX	249.4	248.8	248.8	248.2	248.2	248.7	249.4
34 Mario AJI	INA	KALEX	249.4	248.2	247.7	247.7	246.5	247.7	249.4
35 Somkiat CHANTRA	THA	KALEX	249.4	248.8	248.8	248.8	248.8	248.9	249.4
43 Xavier ARTIGAS	SPA	FORWARD	249.4	249.4	248.8	248.2	248.2	248.7	249.4
24 Marcos RAMIREZ	SPA	KALEX	248.8	248.2	248.2	247.7	247.7	248.1	248.8
52 Jeremy ALCOBA	SPA	KALEX	248.8	248.2	248.2	248.2	247.7	248.1	248.8
54 Fermin ALDEGUER	SPA	BOSCOSCURO	248.8	248.8	247.7	247.7	247.1	248.0	248.8
84 Zonta VD GOORBERGH	NED	KALEX	248.8	248.8	247.7	247.7	247.1	247.9	248.8
20 Xavi CARDELUS	AND	KALEX	248.2	247.7	247.1	246.5	246.0	247.1	248.2
44 Aron CANET	SPA	KALEX	248.2	247.7	246.5	246.5	246.5	247.0	248.2
81 Senna AGIUS	AUS	KALEX	248.2	247.7	247.7	247.1	246.5	247.1	248.2
7 Barry BALTUS	BEL	KALEX	247.7	247.1	247.1	246.0	246.0	246.8	247.7
16 Joe ROBERTS	USA	KALEX	247.7	247.7	247.7	247.1	247.1	247.4	247.7
64 Bo BENDSNEYDER	NED	KALEX	247.1	247.1	246.5	246.5	246.0	246.5	247.1
21 Alonso LOPEZ	SPA	BOSCOSCURO	244.8	244.8	244.3	243.7	243.7	244.3	244.8

These data/results cannot be reproduced, stored and/or transmitted in whole or in part by any manner of electronic, mechanical, photocopying, recording, broadcasting or otherwise now known or herein after developed without the previous express consent by the copyright owner, except for reproduction in daily press and regular printed publications on sale to the public within 60 days of the event related to those data/results and always provided that copyright symbol appears together as follows below.

© DORNA, 2024

Official MotoGP Timing by TISSOT
www.motogp.com



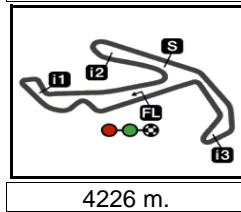
Misano Adriatico, Saturday, September 07, 2024

GRAN PREMIO RED BULL DI SAN MARINO E DELLA RIVIERA

Practice Nr. 2

Chronological Analysis of Performances

13



* Lap / Sector time cancelled

T1 Time from finish line to 1st intermediate

T3 Time from 2nd intermed. to 3rd intermed.

P Crossing the finish line in pit lane

T2 Time from 1st intermed. to 2nd intermed.

T4 Time from 3rd intermediate to finish line

Lap	Lap Time	T1	T2	T3	T4	Speed	Lap	Lap Time	T1	T2	T3	T4	Speed	
1st	44	Aron CANET Fantic Racing SPA						13	1'50.448 *	35.17*	27.044	26.347	21.884*	250.0
		Runs=2	Total laps=12	Full laps=9	Valid laps=5		14	1'36.044 *	26.442	21.847	26.071	21.684*	250.0	
1	2'39.074	39.680	23.067	26.703	21.723	245.4	15	1'35.981	26.423	21.848	26.159	21.551	251.7	
2	1'37.094	26.644	22.619	26.190	21.641	246.5	4th 18 Manuel GONZALEZ QJMOTOR Gresini Mo SPA							
3	1'35.911	26.444	22.069	25.975	21.423	246.5		Runs=2	Total laps=16	Full laps=13	Valid laps=10			
4	1'35.794	26.333	22.036	25.970	21.455	246.5	1	2'35.186	33.978	22.867	26.553	21.788	246.0	
5	1'35.891 *	26.365	22.033*	26.013	21.480	246.5	2	1'36.470	26.511	22.051	26.169	21.739	247.1	
6	1'50.587	26.722	31.893	28.960	23.012	234.2	3	1'36.295	26.460	22.096	26.213	21.526	247.7	
7	1'41.880 P	26.530	26.219	29.136	19.995	237.8	4	1'36.035 *	26.368	22.014	26.098*	21.555	247.7	
8	1'45.312 *	35.019	22.550	26.383	21.360*	244.3	5	1'36.168 *	26.451	22.079*	26.083	21.555*	248.8	
9	1'35.215 *	26.010	21.947	25.893*	21.365	248.2	6	1'36.156	26.394	22.020	26.094	21.648	247.7	
10	1'36.489 *	26.29*	22.736	25.934	21.523	247.7	7	1'42.902	28.611	22.845	27.988	23.458	240.0	
11	1'35.185	26.040	21.970	25.862	21.313	246.0	8	1'36.614	26.445	21.944	25.994	22.231	250.0	
12	1'52.831 *	39.01*	22.711	28.020	23.086	240.5	9	1'36.022	26.348	22.004	26.088	21.582	247.7	
2nd 14 Tony ARBOLINO Elf Marc VDS Racing ITA							10	1'36.095	26.357	22.027	26.188	21.523	247.7	
		Runs=2	Total laps=14	Full laps=11	Valid laps=8		11	1'36.580 P	28.81*	22.824	27.834	17.104	244.8	
1	2'26.126	32.686	23.433	26.797	21.974	246.5	12	1'45.998 *	33.986	22.715	27.190	22.107*	244.8	
2	1'36.580	26.621	22.249	26.066	21.644	248.2	13	1'35.755	26.313	22.052	25.924	21.466	248.2	
3	1'35.869	26.487	22.041	25.937	21.404	249.4	14	1'35.499	26.251	21.893	25.873	21.482	249.4	
4	1'35.885	26.344	22.012	26.070	21.459	250.5	15	1'52.557	33.416	23.117	27.886	28.138	235.2	
5	1'44.026 *	29.590	25.482*	27.000	21.954	247.1	16	1'35.923 *	26.249	22.068	26.013*	21.593	250.0	
6	1'38.728	26.707	23.050	27.124	21.847	247.7	5th 54 Fermin ALDEGUER Beta Tools SpeedUp SPA							
7	1'36.531	26.642	22.151	26.111	21.627	248.2		Runs=2	Total laps=14	Full laps=11	Valid laps=8			
8	1'37.694 P	27.995	24.213	27.216	18.270	243.2	1	2'45.342	34.012	23.114	26.991	21.967	244.8	
9	1'41.348	31.031	22.654	26.190	21.473	247.7	2	1'36.654	26.429	22.275	26.205	21.745	246.0	
10	1'35.713 *	26.241	22.045	25.896	21.531*	248.8	3	1'36.516	26.539	22.139	26.213	21.625	246.0	
11	1'35.420	26.313	21.973	25.809	21.325	250.0	4	1'36.270	26.374	22.153	26.163	21.580	246.5	
12	1'57.337 *	30.49*	32.136	28.163	26.539	244.8	5	1'38.388 *	26.382	22.074	26.174	23.758*	247.7	
13	1'40.809	26.661	24.175	27.102	22.871	247.1	6	1'36.242 *	26.378	22.106	26.199*	21.559	246.5	
14	1'37.203	26.663	22.206	26.550	21.784	246.5	7	1'43.214 *	30.844	24.173	26.506	21.691*	247.1	
3rd 79 Ai OGURA MT Helmets - MSI JPN							8	1'36.246	26.355	22.070	26.183	21.638	247.7	
		Runs=2	Total laps=15	Full laps=12	Valid laps=7		9	1'37.076 P	27.165	24.384	28.051	17.476	239.4	
1	2'22.809	34.635	23.198	27.234	22.408	247.1	10	1'50.445 *	36.913	24.621	26.861*	22.050*	244.8	
2	1'37.441	26.996	22.295	26.195	21.955	248.8	11	1'36.637	26.429	22.139	26.399	21.670	244.8	
3	1'36.461	26.472	22.060	26.164	21.765	250.5	12	1'35.518	26.113	22.032	25.992	21.381	248.8	
4	1'36.217	26.490	21.957	26.158	21.612	251.1	13	1'39.405	26.232	22.071	28.368	22.734	227.8	
5	1'37.163 *	26.568	22.107*	26.786	21.702	250.5	14	1'35.521	26.151	21.936	26.037	21.397	248.8	
6	1'35.931	26.463	21.909	26.125	21.434	250.5	6th 13 Celestino VIETTI Red Bull KTM Ajo ITA							
7	1'41.667 *	28.70*	24.405	26.728*	21.827	248.8		Runs=2	Total laps=15	Full laps=12	Valid laps=6			
8	1'35.895	26.428	21.904	26.026	21.537	251.7	1	2'10.333	34.931	23.915	27.972	22.289	240.0	
9	1'35.784 P	28.650	22.781	27.252	17.101	248.2	2	1'37.541	26.977	22.317	26.345	21.902	246.0	
10	1'47.317	35.917	22.931	26.551	21.918	247.7	3	1'36.829	26.595	22.272	26.255	21.707	246.5	
11	1'36.309 *	26.528	22.005	26.155	21.621*	248.8	4	1'36.496	26.509	22.171	26.158	21.658	246.5	
12	1'35.476	26.268	21.809	25.995	21.404	251.1								

Fastest Lap: Aron CANET Fantic Racing SPA **1'35.185** 26.040 21.970 25.862 21.313

These data/results cannot be reproduced, stored and/or transmitted in whole or in part by any manner of electronic, mechanical, photocopying, recording, broadcasting or otherwise now known or herein after developed without the previous express consent by the copyright owner, except for reproduction in daily press and regular printed publications on sale to the public within 60 days of the event related to those data/results and always provided that copyright symbol appears together as follows below.
© DORNA, 2024

Practice Nr. 2

Moto2

Lap	Lap Time	T1	T2	T3	T4	Speed	Lap	Lap Time	T1	T2	T3	T4	Speed
5	1'36.540 *	26.469	22.233*	26.169	21.669	246.5	7	1'36.779	26.635	22.159	26.425	21.560	246.5
6	1'36.602	26.481	22.229	26.118	21.774	246.0	8	1'36.838	26.543	22.183	26.507	21.605	245.4
7	1'36.625 *	26.502	22.188	26.240*	21.695	246.5	9	1'37.660 P	30.81*	23.341	27.196	16.309	244.8
8	1'44.331 P	30.98*	28.596	27.860	16.889	241.6	10	1'43.352	33.012	22.417	26.349	21.574	243.7
9	1'47.998	35.020	23.597	27.255	22.126	241.0	11	1'35.915 *	26.216	22.001	26.192	21.506*	246.5
10	1'35.936 *	26.467	22.033	25.903	21.533*	248.2	12	1'35.731	26.255	21.871	26.185	21.420	246.5
11	1'35.600	26.228	22.017	25.879	21.476	248.8	13	1'40.629	28.001	22.532	28.382	21.714	218.1
12	1'35.380 *	26.102	21.930	25.844	21.504*	248.8	14	1'35.661	26.235	21.889	26.040	21.497	249.4
13	1'35.572	26.259	21.928	25.891	21.494	248.2	15	1'39.973 *	27.51*	22.752	27.699*	22.009	246.5
14	1'41.610 *	26.282	23.138	29.472*	22.718	242.1	16	1'36.732	26.571	22.008	26.390	21.763	246.5
15	1'37.561 *	26.388	21.983	25.908	23.282*	249.4							

7th	16	Joe ROBERTS	OnlyFans American R USA	Runs=2	Total laps=14	Full laps=11	Valid laps=9
1	2'23.188	35.585	26.936	27.264	22.361	244.3	
2	1'37.348	26.801	22.436	26.216	21.895	247.1	
3	1'36.461	26.475	22.170	26.174	21.642	247.7	
4	1'37.406	26.868	22.636	26.377	21.525	247.7	
5	1'39.246 *	28.149	22.880*	26.499	21.718	246.0	
6	1'36.331	26.487	22.079	26.303	21.462	246.0	
7	1'36.211	26.423	22.043	26.070	21.675	246.5	
8	1'32.210 P	26.452	22.186	26.563*	17.009	246.5	
9	1'52.090 *	39.559	23.346	27.427	21.758*	239.4	
10	1'39.369 *	26.626	24.042	27.063*	21.638	243.2	
11	1'36.195	26.424	22.065	26.062	21.644	247.1	
12	1'35.597	26.191	21.970	26.044	21.392	247.1	
13	1'36.516	26.482	22.120	26.230	21.684	246.5	
14	1'36.466	26.449	22.098	26.236	21.683	247.7	

8th	75	Albert ARENAS	QJMOTOR Gresini Mo SPA	Runs=2	Total laps=16	Full laps=13	Valid laps=8
1	2'12.168	36.948	23.594	28.517	22.670	231.2	
2	1'44.451 *	27.89*	27.721	26.578	22.258	247.1	
3	1'37.387	26.713	22.583	26.429	21.662	247.7	
4	1'37.037	26.690	22.273	26.380	21.694	247.7	
5	1'36.870 *	26.605	22.285*	26.333	21.647	247.7	
6	1'36.533	26.494	22.133	26.255	21.651	246.5	
7	1'36.676 *	26.596	22.129	26.265	21.686*	246.0	
8	1'36.439	26.567	22.168	26.116	21.588	247.7	
9	1'38.257 P	26.745	22.687	29.540	19.285	235.2	
10	1'53.411	41.879	23.011	26.649	21.872	244.3	
11	1'37.384	27.399	22.176	26.247	21.562	246.5	
12	1'35.760 *	26.242	21.960	26.067	21.491*	247.7	
13	1'35.869	26.265	22.047	25.973	21.584	248.2	
14	1'35.616	26.197	21.903	26.038	21.478	248.2	
15	1'45.950 *	28.11*	22.238	27.446	28.155	243.7	
16	1'35.793	26.304	21.994	25.995	21.500	250.5	

9th	10	Diogo MOREIRA	Italtrans Racing Team BRA	Runs=2	Total laps=16	Full laps=13	Valid laps=9
1	2'35.428	33.941	23.215	26.515	21.876	247.7	
2	1'36.985	26.646	22.291	26.352	21.696	247.7	
3	1'36.204	26.462	21.994	26.227	21.521	247.7	
4	1'36.391	26.488	22.110	26.277	21.516	246.5	
5	1'36.277 *	26.448	22.063*	26.235	21.531	247.7	
6	1'38.055 *	27.10*	22.155	26.345	22.455*	247.1	

10th	96	Jake DIXON	CFMOTO Inde Aspar GBR	Runs=2	Total laps=15	Full laps=12	Valid laps=11
1	2'36.559	33.330	22.726	26.488	21.773	248.2	
2	1'40.332	26.558	22.246	27.419	24.109	239.4	
3	1'36.188	26.504	22.020	26.092	21.572	250.5	
4	1'36.636	26.421	22.137	26.230	21.848	250.0	
5	1'36.314	26.398	22.114	26.169	21.633	249.4	
6	1'49.180 *	26.499	24.751	32.058	25.872*	201.8	
7	1'36.624	26.595	22.090	26.282	21.657	248.8	
8	1'36.279	26.548	22.021	26.112	21.598	249.4	
9	1'36.081	26.331	22.107	26.111	21.532	249.4	
10	1'36.184	26.409	21.958	26.157	21.660	248.8	
11	1'36.047 P	28.603	22.991	27.477	16.976	244.8	
12	1'45.936	34.995	22.466	26.816	21.659	247.7	
13	1'35.688	26.310	21.957	25.935	21.486	250.5	
14	1'36.052	26.526	21.958	25.989	21.579	250.0	
15	1'44.812	26.353	26.019	29.209	23.231	229.2	

11th	71	Dennis FOGGIA	Italtrans Racing Team ITA	Runs=2	Total laps=15	Full laps=12	Valid laps=11
1	2'11.017	38.987	23.394	27.677	22.227	245.4	
2	1'38.328	26.816	22.339	27.186	21.987	239.4	
3	1'36.849	26.606	22.295	26.375	21.573	249.4	
4	1'37.776	26.960	22.955	26.374	21.487	248.2	
5	1'36.780 *	26.524	22.180*	26.355	21.721	247.7	
6	1'36.512	26.464	22.023	26.339	21.686	248.2	
7	1'36.390	26.544	22.060	26.197	21.589	248.8	
8	1'32.943 P	26.567	22.431	27.862	16.083	238.4	
9	1'42.883	32.428	22.491	26.308	21.656	248.2	
10	1'36.113	26.262	22.286	26.099	21.466	249.4	
11	1'35.705	26.251	21.924	26.100	21.430	250.0	
12	1'39.304	26.500	23.107	27.971	21.726	229.2	
13	1'36.425	26.430	22.085	26.164	21.746	247.1	
14	1'43.576	31.630	23.110	27.041	21.795	244.8	
15	1'38.392	26.607	22.434	27.185	22.166	244.3	

12th	22	Ayumu SASAKI	Yamaha VR46 Master JPN	Runs=2	Total laps=10	Full laps=7	Valid laps=6
1	2'11.215	35.224	24.022	28.401	22.111	234.2	
2	1'37.652	26.767	22.283	26.804	21.798	244.8	
3	1'36.237	26.550	22.073	26.225	21.389	252.3	
4	1'46.076	26.985	26.127	28.740	24.224	248.8	
5	1'36.976 *	26.703	22.408*	26.381	21.484	251.1	
6	1'36.515	26.584	22.024	26.352	21.555	250.0	
7	1'36.696	26.644	22.034	26.308	21.710	249.4	

Fastest Lap: Aron CANET Fantic Racing SPA 1'35.185 26.040 21.970 25.862 21.313

These data/results cannot be reproduced, stored and/or transmitted in whole or in part by any manner of electronic, mechanical, photocopying, recording, broadcasting or otherwise now known or herein after developed without the previous express consent by the copyright owner, except for reproduction in daily press and regular printed publications on sale to the public within 60 days of the event related to those data/results and always provided that copyright symbol appears together as follows below.
© DORNA, 2024



Practice Nr. 2

Moto2

Lap	Lap Time	T1	T2	T3	T4	Speed	Lap	Lap Time	T1	T2	T3	T4	Speed
8	1'37.502	P 28.99*	22.808	27.575*	18.128	243.7	16	1'56.427	* 33.84*	32.547	27.328	22.706	247.7
9	1'52.446	36.228	24.142	28.469	23.607	236.8							
10	1'35.729	26.315	21.922	26.049	21.443	251.1							
13th	24	Marcos RAMIREZ	OnlyFans American R SPA				16th	7	Barry BALTUS	RW-Idrofoglia Racing BEL			
		Runs=2	Total laps=14	Full laps=11	Valid laps=9				Runs=2	Total laps=14	Full laps=11	Valid laps=7	
1	1'48.126	34.483	23.254	27.031	22.114	245.4	1	1'47.964	32.374	22.667	26.354	21.866	246.0
2	1'38.903	26.954	22.346	26.583	23.020	247.7	2	1'36.818	* 26.605	22.168	26.474*	21.571	244.3
3	1'36.856	26.686	22.066	26.417	21.687	246.5	3	1'36.550	26.477	22.068	26.405	21.600	246.0
4	1'36.687	26.587	22.022	26.449	21.629	246.0	4	1'36.410	26.476	22.016	26.381	21.537	244.8
5	1'41.754	26.515	22.106	26.883	26.250	245.4	5	1'36.425	26.396	22.029	26.381	21.619	244.8
6	1'38.084	26.766	22.159	27.034	22.125	245.4	6	1'36.566	26.406	22.135	26.407	21.618	245.4
7	1'37.538	26.760	22.113	26.606	22.059	245.4	7	1'47.958	* 27.986	22.482	27.654*	29.836	234.7
8	1'39.282	P 28.74*	23.300	28.273	18.963	233.2	8	1'32.616	P 26.775	22.299	26.921*	16.621	244.8
9	1'47.069	35.723	22.927	26.765	21.654	247.1	9	1'49.461	* 35.197	22.842	27.952*	23.470*	233.7
10	1'36.303	* 26.549	21.982	26.330	21.442*	247.7	10	1'40.380	26.563	22.517	26.184	25.116	247.1
11	1'35.755	26.287	21.857	26.038	21.573	247.7	11	1'35.784	* 26.250	22.094	26.124*	21.316	244.3
12	1'49.850	* 32.42*	28.978	26.553	21.899	248.8	12	1'46.567	* 26.86*	22.273	31.962	25.463*	180.0
13	1'36.323	26.620	21.962	26.213	21.528	248.2	13	1'35.876	26.401	22.008	26.059	21.408	247.7
14	1'35.907	26.394	21.824	26.164	21.525	248.2	14	1'36.672	26.378	22.055	26.475	21.764	247.1
14th	53	Deniz ÖNCÜ	Red Bull KTM Ajo TUR				17th	84	Zonta VD GOORBE	RW-Idrofoglia Racing NED			
		Runs=2	Total laps=15	Full laps=12	Valid laps=7				Runs=2	Total laps=14	Full laps=11	Valid laps=7	
1	2'10.779	36.416	24.005	27.953	22.396	243.7	1	2'15.659	34.744	23.455	27.369	25.226	246.5
2	1'37.938	* 26.802	22.336	26.658*	22.142	248.8	2	1'38.091	* 27.135	22.549	26.507*	21.900	248.8
3	1'36.219	26.405	22.028	26.206	21.580	248.8	3	1'37.434	26.965	22.301	26.350	21.818	248.8
4	2'08.209	26.532	52.372	27.407	21.898	241.0	4	1'36.594	26.503	22.231	26.233	21.627	247.7
5	1'37.891	* 26.798	22.161	27.109*	21.823*	248.8	5	1'36.903	* 26.483	22.181*	26.489	21.750	247.7
6	1'36.987	* 26.516	22.023	26.703*	21.745*	249.4	6	1'36.045	26.376	22.001	26.214	21.454	246.5
7	1'36.529	* 26.515	21.903	26.495*	21.616	249.4	7	1'41.785	* 29.64*	23.763	26.642	21.736	245.4
8	1'33.490	P 26.652	22.075	27.411*	17.352	248.2	8	1'38.670	P 26.647	26.844	27.773	17.406	243.2
9	1'50.316	37.166	23.376	27.403	22.371	247.1	9	1'48.064	* 35.483	23.242	27.621	21.718*	240.5
10	1'36.010	26.301	22.099	26.015	21.595	250.5	10	1'39.501	26.460	23.215	28.038	21.788	224.5
11	1'35.791	26.347	21.854	26.038	21.552	250.5	11	1'37.765	26.667	22.216	26.949	21.933	231.7
12	1'35.911	26.318	21.916	26.104	21.573	249.4	12	1'38.825	26.397	22.055	26.238	24.135	247.1
13	1'36.375	26.466	21.949	26.202	21.758	250.0	13	1'35.882	26.357	22.037	26.045	21.443	247.1
14	1'38.064	* 27.46*	22.113	26.632*	21.852	248.8	14	1'40.805	* 26.351	23.830	27.643	22.981*	246.0
15	1'35.894	26.365	21.861	26.189	21.479	248.2							
15th	3	Sergio GARCIA	MT Helmets - MSI SPA				18th	12	Filip SALAC	Elf Marc VDS Racing CZE			
		Runs=2	Total laps=16	Full laps=13	Valid laps=5				Runs=2	Total laps=13	Full laps=10	Valid laps=6	
1	2'16.882	36.835	23.611	31.051	22.264	156.0	1	2'18.082	36.612	23.449	33.947	21.883	106.5
2	1'40.370	* 26.919	22.334	26.576*	24.541	250.5	2	1'36.654	26.551	22.184	26.175	21.744	252.3
3	1'42.834	26.781	22.376	26.262	27.415	251.7	3	1'44.798	26.665	22.201	29.794	26.138	192.8
4	1'38.935	26.933	22.235	26.323	23.444	250.5	4	1'36.049	26.333	22.168	26.081	21.467	250.0
5	1'36.925	* 26.688	22.245*	26.142*	21.850	250.0	5	1'39.023	* 26.490	22.660*	28.211	21.662	237.8
6	1'36.644	* 26.647	22.081	26.133	21.783*	250.0	6	1'36.108	26.449	22.070	26.116	21.473	249.4
7	1'30.798	P 26.716	21.999	26.188	15.895	249.4	7	1'37.079	P 26.551	25.551	27.284	17.693	242.1
8	1'45.164	* 34.187	22.517	26.595*	21.865	247.1	8	1'42.357	* 31.797	22.591	26.357	21.612*	248.2
9	1'36.221	* 26.325	22.104	26.078	21.714*	248.2	9	1'36.061	* 26.260	22.166	26.054	21.581*	248.8
10	1'36.000	* 26.300	22.029	26.062	21.609*	248.8	10	1'36.377	26.225	22.031	26.303	21.818	251.1
11	1'38.778	26.526	22.273	27.677	22.302	244.3	11	1'38.679	* 26.38*	24.649	26.120	21.521	249.4
12	1'36.018	* 26.325	22.040	26.075	21.578*	248.8	12	1'35.891	26.325	22.025	26.107	21.434	248.8
13	1'35.974	26.323	21.976	26.071	21.604	248.8	13	1'38.653	* 26.356	22.172	26.401*	23.724	247.1
14	1'41.228	* 29.66*	23.865	26.155	21.543	251.1							
15	1'35.832	26.328	21.996	26.012	21.496	248.8							
19th	64	Bo BENDSNEYDER	Preicanos Racing Tea NED										
		Runs=2	Total laps=13	Full laps=10	Valid laps=8								
1	1'49.558	33.990	23.451	26.900	21.828	243.7	1	1'49.558	33.990	23.451	26.900	21.828	243.7
2	1'36.727	26.451	22.278	26.374	21.624	246.5	2	1'36.727	26.451	22.278	26.374	21.624	246.5

Fastest Lap: Aron CANET Fantic Racing SPA 1'35.185 26.040 21.970 25.862 21.313

These data/results cannot be reproduced, stored and/or transmitted in whole or in part by any manner of electronic, mechanical, photocopying, recording, broadcasting or otherwise now known or herein after developed without the previous express consent by the copyright owner, except for reproduction in daily press and regular printed publications on sale to the public within 60 days of the event related to those data/results and always provided that copyright symbol appears together as follows below.
© DORNA, 2024

Practice Nr. 2

Moto2

Lap	Lap Time	T1	T2	T3	T4	Speed	Lap	Lap Time	T1	T2	T3	T4	Speed
3	1'36.252	26.418	22.207	26.257	21.370	247.1	11	1'44.846 *	32.880	22.722	27.291	21.953*	245.4
4	1'36.339	26.457	22.160	26.231	21.491	247.1	12	1'36.218 *	26.457	22.013	26.210*	21.538	250.0
5	1'36.269	26.388	22.158	26.228	21.495	246.0	13	1'36.075	26.474	22.079	25.943	21.579	251.7
6	1'36.381	26.418	22.250	26.173	21.540	245.4	14	1'42.770	26.509	22.075	26.369	27.817	249.4
7	1'39.177 P	26.688	23.542	27.910	21.037	236.8	15	1'43.421 *	30.61*	24.659	26.351	21.796	249.4
8	1'46.807	34.340	22.970	26.593	22.904	241.6	23rd 19 Mattia PASINI Team Ciatti Boscoscu ITA Runs=2 Total laps=14 Full laps=11 Valid laps=8						
9	1'37.634	26.431	22.314	26.794	22.095	246.5	1	2'23.403	35.545	27.076	33.913	24.041	178.2
10	1'36.349	26.323	22.293	26.200	21.533	243.7	2	1'37.817	26.959	22.381	26.181	22.296	250.0
11	1'47.801 *	28.12*	23.472	31.518	24.688	173.0	3	1'36.444	26.601	22.214	26.111	21.518	249.4
12	1'36.262 *	26.436	22.146	26.215*	21.465	245.4	4	1'36.219	26.546	22.119	26.122	21.432	248.8
13	1'35.898	26.365	22.116	26.041	21.376	246.0	5	1'42.768	26.573	22.888*	30.606	22.701	198.1
20th 21 Alonso LOPEZ Beta Tools SpeedUp SPA Runs=2 Total laps=15 Full laps=12 Valid laps=10							6	1'36.458	26.552	22.026	26.182	21.698	249.4
1	1'46.896	33.239	22.655	26.568	21.774	243.2	7	1'46.695 *	32.35*	23.229	27.436	23.672	247.1
2	1'36.676	26.486	22.386	26.189	21.615	244.8	8	1'42.637 P	26.695	22.444	35.849*	17.649	143.2
3	1'36.186	26.420	22.145	26.171	21.450	244.8	9	1'57.396	33.579	24.027	32.982	26.808	152.3
4	1'36.469	26.310	22.389	26.141	21.629	244.3	10	1'49.375	27.114	22.986	34.205	25.070	114.0
5	1'36.055	26.251	22.175	26.099	21.530	243.7	11	1'36.721	26.488	22.070	26.233	21.930	251.7
6	1'36.254	26.270	22.100	26.241	21.643	243.7	12	1'58.123 *	31.36*	30.112	28.682	27.969	222.2
7	1'39.066	26.400	23.358	27.281	22.027	238.9	13	1'47.730	26.669	22.259	28.430	30.372	248.2
8	1'36.580	26.409	22.336	26.189	21.646	242.6	14	1'36.284	26.529	22.048	26.037	21.670	248.8
9	1'36.605	26.528	22.321	26.197	21.559	242.1	24th 52 Jeremy ALCOBA Yamaha VR46 Master SPA Runs=2 Total laps=15 Full laps=12 Valid laps=7						
10	1'36.729 *	26.400	22.357	26.315*	21.657	241.0	1	2'17.227	36.602	24.526	30.042	22.384	166.4
11	1'39.194 P	28.692	23.624	28.710*	18.168	230.2	2	1'37.790 *	26.878	22.474	26.662*	21.776	248.8
12	1'47.948	37.596	22.451	26.339	21.562	241.6	3	1'37.056	26.774	22.228	26.364	21.690	248.2
13	1'36.970 *	26.16*	22.730	26.172	21.908	242.6	4	1'37.213 *	26.751	22.201	26.461*	21.800*	247.1
14	1'35.950	26.041	22.223	26.200	21.486	241.6	5	1'37.004 *	26.684	22.259*	26.324	21.737	247.7
15	1'36.603	26.436	22.245	26.290	21.632	238.9	6	1'36.850	26.666	22.217	26.315	21.652	246.5
21st 15 Darryn BINDER Liqui Moly Husqvarna RSA Runs=2 Total laps=11 Full laps=8 Valid laps=7							7	1'37.317	26.817	22.189	26.477	21.834	246.5
1	1'48.408	33.657	22.612	26.377	21.805	247.1	8	1'36.926	26.700	22.130	26.320	21.776	246.5
2	1'37.501	26.924	22.291	26.550	21.736	251.7	9	1'38.969 P	30.25*	23.577	27.548	17.591	240.0
3	1'36.268	26.542	22.095	26.116	21.515	248.2	10	1'49.882	36.743	24.001	26.646	22.492	247.1
4	1'36.359	26.626	22.099	26.118	21.516	247.7	11	1'40.151	26.669	22.472	26.220	24.790	248.2
5	3'25.229 P	26.558			18.241		12	1'36.234	26.346	22.147	26.127	21.614	247.7
6	1'57.667	39.189	24.716	27.664	26.098	240.5	13	1'46.242 *	27.10*	22.603	31.154	25.381	175.0
7	1'38.626	26.584	23.164	26.930	21.948	246.5	14	1'36.248 *	26.491	22.044	26.136*	21.577	248.2
8	1'35.993	26.212	22.042	26.162	21.577	246.0	15	1'36.454	26.524	22.175	26.116	21.639	247.1
9	1'36.025	26.371	22.036	26.025	21.593	248.2	25th 35 Somkiat CHANTRA IDEMITSU Honda Tea THA Runs=2 Total laps=13 Full laps=10 Valid laps=7						
10	1'41.163 *	31.08*	22.075	26.269	21.732	248.2	1	2'15.578	34.972	23.310	27.220	22.313	245.4
11	1'37.148	26.510	22.203	26.484	21.951	246.5	2	1'37.921 *	27.045	22.514	26.517*	21.845	248.8
22nd 28 Izan GUEVARA CFMOTO Inde Aspar SPA Runs=2 Total laps=15 Full laps=12 Valid laps=7							3	1'37.264	26.907	22.394	26.248	21.715	248.8
1	2'10.420	34.605	23.969	27.993	22.186	241.6	4	1'36.623	26.719	22.152	26.242	21.510	248.8
2	1'37.850	26.998	22.432	26.538	21.882	248.2	5	1'36.531 *	26.654	22.126*	26.172	21.579	248.8
3	1'36.536 *	26.595	22.135	26.251*	21.555	248.8	6	1'36.681	26.641	22.037	26.346	21.657	248.2
4	1'37.156	26.861	22.396	26.252	21.647	248.2	7	1'36.567	26.673	22.075	26.097	21.722	249.4
5	1'36.685 *	26.631	22.197*	26.171	21.686	248.8	8	1'33.048 P	27.666	22.381	26.593	16.408	248.2
6	1'37.205	26.835	22.243	26.333	21.794	248.8	9	1'49.765 *	37.129	23.891	26.483	22.262*	246.0
7	1'36.540	26.626	22.105	26.177	21.632	248.2	10	3'54.449	26.309	22.217	26.114	2'39.809	246.0
8	1'36.649 *	26.644	22.192	26.178	21.635*	247.7	11	1'37.289 *	26.846	22.420	26.204	21.819*	246.5
9	1'36.637	26.626	22.160	26.239	21.612	247.7	12	1'36.684	26.527	22.302	26.222	21.633	245.4
10	1'35.160 P	28.148	22.773	27.220	17.019	241.6	13	1'36.287	26.350	22.145	26.148	21.644	247.1

Fastest Lap: Aron CANET Fantic Racing SPA 1'35.185 26.040 21.970 25.862 21.313

These data/results cannot be reproduced, stored and/or transmitted in whole or in part by any manner of electronic, mechanical, photocopying, recording, broadcasting or otherwise now known or herein after developed without the previous express consent by the copyright owner, except for reproduction in daily press and regular printed publications on sale to the public within 60 days of the event related to those data/results and always provided that copyright symbol appears together as follows below.
© DORNA, 2024

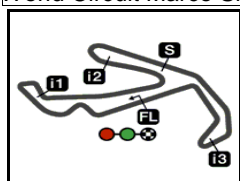
Practice Nr. 2

Moto2

Lap	Lap Time	T1	T2	T3	T4	Speed	Lap	Lap Time	T1	T2	T3	T4	Speed		
26th	81	Senna AGIUS				Liqui Moly Husqvarna AUS			5	1'49.423 *	26.917	22.480*	27.874*	32.152	244.8
		Runs=2	Total laps=14	Full laps=11	Valid laps=8		6	1'38.502 *	26.910	22.358	26.869*	22.365*	245.4		
1	2'13.478	41.126	25.933	27.829	24.879	236.8	7	1'38.456	27.002	22.405	27.067	21.982	245.4		
2	1'38.394	26.954	22.868	26.498	22.074	247.7	8	1'40.078 P	26.919	22.558	30.700*	19.901	244.8		
3	1'37.365	26.877	22.346	26.368	21.774	247.7	9	1'48.069 *	36.040	22.928	27.172	21.929*	237.3		
4	1'36.841 *	26.555	22.281	26.240*	21.765	246.5	10	1'37.551 *	<u>26.861</u>	<u>22.313</u>	26.578*	21.799	247.7		
5	1'37.104 *	26.716	22.284*	26.280	21.824	246.0	11	1'37.788 *	26.80 *	22.382	26.780*	21.817	<u>248.2</u>		
6	1'36.588	26.429	22.259	26.175	21.725	246.5	12	1'38.193 *	27.07*	22.367	26.748*	22.003*	246.5		
7	1'36.977	26.473	22.296	26.245	21.963	246.5	13	<u>1'37.736</u>	26.903	22.352	<u>26.708</u>	<u>21.773</u>	247.1		
8	1'36.843 P	28.898	22.582	28.571*	16.792	217.7									
9	1'59.487 *	43.159	26.835	27.339	22.154*	235.8	30th	43	Xavier ARTIGAS				KLINT Forward Factor SPA		
10	1'36.396	<u>26.320</u>	22.230	26.155	21.691	245.4			Runs=2	Total laps=13	Full laps=10	Valid laps=4			
11	1'40.529	26.418	25.553	26.718	21.840	247.1	1	2'14.016	32.957	23.682	27.142	22.721	247.7		
12	1'36.243 *	26.472	<u>22.064</u>	<u>26.093</u>	21.614*	<u>248.2</u>	2	1'40.680 *	27.397	22.582	27.006*	23.695	<u>249.4</u>		
13	1'36.471	26.470	22.147	26.262	<u>21.592</u>	246.0	3	1'38.641	27.538	22.447	<u>26.667</u>	21.989	248.2		
14	<u>1'36.363</u>	26.434	22.117	26.181	21.631	246.5	4	1'38.399	27.106	22.418	26.891	<u>21.984</u>	249.4		
							5	1'39.392 *	27.055	22.416*	27.601	22.320*	247.7		
							6	1'38.233 *	<u>26.963</u>	22.439	26.718	22.113*	248.2		
							7	1'39.246 P	30.238	22.830	28.085	18.093	244.8		
							8	2'05.679 *	44.993	28.143	30.259*	22.284	247.7		
							9	1'44.665 *	27.137	22.533	27.829*	27.166	247.7		
							10	1'38.656	27.029	22.589	26.782	22.256	248.8		
							11	1'55.511 *	27.38 *	31.216	29.938	26.968	246.0		
							12	1'38.474 *	27.082	22.406	26.822	22.164*	248.2		
							13	<u>1'38.129</u>	26.972	<u>22.341</u>	26.747	22.069	247.1		
27th	5	Jaume MASIA				Preicanos Racing Tea SPA									
		Runs=2	Total laps=13	Full laps=10	Valid laps=4										
1	2'12.258	38.399	23.453	28.326	22.555	236.8									
2	1'37.400 *	26.888	22.325	26.428*	21.759	250.5									
3	1'36.789	26.681	22.127	26.384	<u>21.597</u>	251.1									
4	<u>1'36.484</u>	26.510	<u>22.055</u>	<u>26.279</u>	21.640	250.0									
5	1'43.704 *	26.675	22.877*	31.331	22.821	176.7									
6	1'36.728	26.561	22.166	26.376	21.625	251.7									
7	1'37.866 P	30.07*	23.136	27.257	17.403	247.1									
8	1'51.357 *	35.179	22.877	27.977*	25.324	244.8									
9	1'39.577 *	26.779	23.076	28.059*	21.663*	232.2									
10	1'36.537 *	<u>26.475</u>	22.148	26.316*	21.598	251.1									
11	1'46.292 *	29.25*	28.677	26.521	21.839	<u>252.9</u>									
12	1'37.036 *	26.788	22.206	26.377*	21.665	250.0									
13	1'37.163	26.744	22.144	26.502	21.773	250.0									
28th	34	Mario AJI				IDEMITSU Honda Tea INA									
		Runs=2	Total laps=14	Full laps=11	Valid laps=6										
1	2'13.723	41.634	26.014	28.870	23.758	229.2									
2	1'40.476 *	26.888	22.856	27.192*	23.540	<u>249.4</u>									
3	1'40.378	26.822	22.393	27.684	23.479	247.7									
4	1'37.520	26.966	22.283	<u>26.379</u>	21.892	247.7									
5	1'38.570 *	26.868	22.347*	27.322*	22.033	246.0									
6	1'38.180 *	26.820	<u>22.214</u>	26.720	22.426*	246.5									
7	1'45.442	29.224	22.824	30.077	23.317	231.2									
8	1'37.435 P	27.200	24.186	27.445*	18.604	244.3									
9	1'47.082 *	34.716	23.678	26.573	22.115*	246.5									
10	1'41.258 *	26.814	22.367	26.500	25.577*	248.2									
11	<u>1'37.028</u>	<u>26.610</u>	22.254	26.480	<u>21.684</u>	245.4									
12	1'52.089 *	31.18*	26.619	32.213*	22.071	216.8									
13	1'50.710	26.984	27.376	28.596	27.754	243.7									
14	1'37.680	26.955	22.429	26.546	21.750	246.0									
29th	20	Xavi CARDELUS				Fantic Racing AND									
		Runs=2	Total laps=13	Full laps=10	Valid laps=2										
1	1'50.522	31.878	23.267	27.107	22.265	246.0									
2	1'39.600 *	27.311	22.535	27.548*	22.206	245.4									
3	1'39.138 *	27.067	22.544	27.483*	22.044	244.8									
4	1'40.721 *	26.902	24.262	27.581*	21.976	243.2									

Fastest Lap: Aron CANET Fantic Racing SPA **1'35.185** 26.040 21.970 25.862 21.313

These data/results cannot be reproduced, stored and/or transmitted in whole or in part by any manner of electronic, mechanical, photocopying, recording, broadcasting or otherwise now known or herein after developed without the previous express consent by the copyright owner, except for reproduction in daily press and regular printed publications on sale to the public within 60 days of the event related to those data/results and always provided that copyright symbol appears together as follows below.
© DORNA, 2024



4226 m.

GRAN PREMIO RED BULL DI SAN MARINO E DELLA RIVIERA

Practice Nr. 2

Best Partial Times

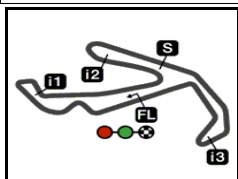
Moto2™

IT Ideal Lap Time, sum of the best partial times

BT Best Lap Time

T1		T2		T3		T4				IT		BT
Pos	Rider	Time	Rider	Time	Rider	Time	Rider	Time	Pos	Rider	IT	BT
1A	CANET	26.010	A. OGURA	21.809	T. ARBOLINO	25.809	A. CANET	21.313	1	A. CANET	1'35.132	1'35.185 (1)
2A	LOPEZ	26.041	M. RAMIREZ	21.824	C. VIETTI	25.844	B. BALTUS	21.316	2	T. ARBOLINO	1'35.348	1'35.420 (2)
3C	VIETTI	26.102	D. ÖNCÜ	21.854	A. CANET	25.862	T. ARBOLINO	21.325	3	C. VIETTI	1'35.350	1'35.572 (6)
4F	ALDEGUER	26.113	D. MOREIRA	21.871	M. GONZALEZ	25.873	B. BENDSNEYDE	21.370	4	F. ALDEGUER	1'35.422	1'35.518 (5)
5J	ROBERTS	26.191	M. GONZALEZ	21.893	J. DIXON	25.935	F. ALDEGUER	21.381	5	A. OGURA	1'35.476	1'35.476 (3)
6A	ARENAS	26.197	A. ARENAS	21.903	I. GUEVARA	25.943	A. SASAKI	21.389	6	M. GONZALEZ	1'35.481	1'35.499 (4)
7D	BINDER	26.212	A. SASAKI	21.922	A. ARENAS	25.973	J. ROBERTS	21.392	7	D. MOREIRA	1'35.547	1'35.661 (9)
8D	MOREIRA	26.216	D. FOGGIA	21.924	F. ALDEGUER	25.992	A. OGURA	21.404	8	A. ARENAS	1'35.551	1'35.616 (8)
9F	SALAC	26.225	C. VIETTI	21.928	A. OGURA	25.995	D. MOREIRA	21.420	9	J. ROBERTS	1'35.597	1'35.597 (7)
10T	ARBOLINO	26.241	F. ALDEGUER	21.936	S. GARCIA	26.012	D. FOGGIA	21.430	10	B. BALTUS	1'35.633	1'35.876 (16)
11M	GONZALEZ	26.249	A. CANET	21.947	D. ÖNCÜ	26.015	M. PASINI	21.432	11	D. ÖNCÜ	1'35.649	1'35.791 (14)
12B	BALTUS	26.250	J. DIXON	21.957	D. BINDER	26.025	F. SALAC	21.434	12	M. RAMIREZ	1'35.674	1'35.755 (13)
13D	FOGGIA	26.251	J. ROBERTS	21.970	M. PASINI	26.037	Z. VD GOORBER	21.443	13	A. SASAKI	1'35.675	1'35.729 (12)
14A	OGURA	26.268	T. ARBOLINO	21.973	M. RAMIREZ	26.038	A. LOPEZ	21.450	14	J. DIXON	1'35.688	1'35.688 (10)
15M	RAMIREZ	26.287	S. GARCIA	21.976	D. MOREIRA	26.040	M. GONZALEZ	21.466	15	A. LOPEZ	1'35.690	1'35.950 (20)
16S	GARCIA	26.300	Z. VD GOORBER	22.001	B. BENDSNEYDE	26.041	C. VIETTI	21.476	16	D. FOGGIA	1'35.704	1'35.705 (11)
17D	ÖNCÜ	26.301	B. BALTUS	22.008	J. ROBERTS	26.044	A. ARENAS	21.478	17	F. SALAC	1'35.738	1'35.891 (18)
18S	CHANTRA	26.309	I. GUEVARA	22.013	Z. VD GOORBER	26.045	D. ÖNCÜ	21.479	18	S. GARCIA	1'35.784	1'35.832 (15)
19J	DIXON	26.310	F. SALAC	22.025	A. SASAKI	26.049	J. DIXON	21.486	19	D. BINDER	1'35.788	1'35.993 (21)
20A	SASAKI	26.315	M. PASINI	22.026	F. SALAC	26.054	S. GARCIA	21.496	20	Z. VD GOORBE	1'35.840	1'35.882 (17)
21S	AGIUS	26.320	D. BINDER	22.036	B. BALTUS	26.059	S. CHANTRA	21.510	21	B. BENDSNEYD	1'35.850	1'35.898 (19)
22B	BENDSNEYDE	26.323	S. CHANTRA	22.037	S. AGIUS	26.093	D. BINDER	21.515	22	I. GUEVARA	1'35.951	1'36.075 (22)
23J	ALCOBA	26.346	J. ALCOBA	22.044	S. CHANTRA	26.097	M. RAMIREZ	21.525	23	S. CHANTRA	1'35.953	1'36.287 (25)
24Z	VD GOORBER	26.351	J. MASIA	22.055	A. LOPEZ	26.099	I. GUEVARA	21.538	24	M. PASINI	1'35.983	1'36.219 (23)

These data/results cannot be reproduced, stored and/or transmitted in whole or in part by any manner of electronic, mechanical, photocopying, recording, broadcasting or otherwise now known or herein after developed without the previous express consent by the copyright owner, except for reproduction in daily press and regular printed publications on sale to the public within 60 days of the event related to those data/results and always provided that copyright symbol appears together as follows below.
© DORNA, 2024



4226 m.

GRAN PREMIO RED BULL DI SAN MARINO E DELLA RIVIERA

Practice Nr. 2

Best Partial Times

Moto2™

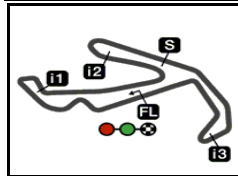
IT Ideal Lap Time, sum of the best partial times*BT* Best Lap Time

<i>T1</i>		<i>T2</i>		<i>T3</i>		<i>T4</i>				<i>IT</i>	<i>BT</i>	
<i>Pos</i>	<i>Rider</i>	<i>Time</i>	<i>Rider</i>	<i>Time</i>	<i>Rider</i>	<i>Time</i>	<i>Rider</i>	<i>Time</i>	<i>Pos</i>	<i>Rider</i>		
25	I.GUEVARA	26.457	S.AGIUS	22.064	D.FOGGIA	26.099	J.ALCOBA	21.577	25	S.AGIUS	1'36.069	1'36.363 (26)
26	J.MASIA	26.475	A.LOPEZ	22.100	J.ALCOBA	26.116	S.AGIUS	21.592	26	J.ALCOBA	1'36.083	1'36.234 (24)
27	M.PASINI	26.488	B.BENDSNEYDE	22.116	J.MASIA	26.279	J.MASIA	21.597	27	J.MASIA	1'36.406	1'36.484 (27)
28	M.AJI	26.610	M.AJI	22.214	M.AJI	26.379	M.AJI	21.684	28	M.AJI	1'36.887	1'37.028 (28)
29	X.CARDELUS	26.861	X.CARDELUS	22.313	X.ARTIGAS	26.667	X.CARDELUS	21.773	29	X.CARDELUS	1'37.655	1'37.736 (29)
30	X.ARTIGAS	26.963	X.ARTIGAS	22.341	X.CARDELUS	26.708	X.ARTIGAS	21.984	30	X.ARTIGAS	1'37.955	1'38.129 (30)

These data/results cannot be reproduced, stored and/or transmitted in whole or in part by any manner of electronic, mechanical, photocopying, recording, broadcasting or otherwise now known or herein after developed without the previous express consent by the copyright owner, except for reproduction in daily press and regular printed publications on sale to the public within 60 days of the event related to those data/results and always provided that copyright symbol appears together as follows below.

© DORNA, 2024

Official MotoGP Timing by TISSOT
www.motogp.com



4226 m.

GRAN PREMIO RED BULL DI SAN MARINO E DELLA RIVIERA

Practice Nr. 2

Fastest Laps Sequence

<i>Practice Time</i>	 <i>Rider</i>	<i>Nation</i>	<i>Motorcycle</i>	<i>Time</i>	<i>Km/h</i>	<i>Rider's Lap</i>
3'23.572	21 Alonso LOPEZ	SPA	BOSCOSCURO	1'36.676	157.3	2
3'54.736	12 Filip SALAC	CZE	KALEX	1'36.654	157.4	2
4'02.706	14 Tony ARBOLINO	ITA	KALEX	1'36.580	157.5	2
4'11.656	18 Manuel GONZALEZ	SPA	KALEX	1'36.470	157.7	2
4'59.758	21 Alonso LOPEZ	SPA	BOSCOSCURO	1'36.186	158.1	3
5'38.575	14 Tony ARBOLINO	ITA	KALEX	1'35.869	158.6	3
7'27.873	44 Aron CANET	SPA	KALEX	1'35.794	158.8	4
23'37.852	10 Diogo MOREIRA	BRA	KALEX	1'35.731	158.9	12
23'38.394	71 Dennis FOGGIA	ITA	KALEX	1'35.705	158.9	11
24'01.798	13 Celestino VIETTI	ITA	KALEX	1'35.600	159.1	11
25'52.099	79 Ai OGURA	JPN	BOSCOSCURO	1'35.476	159.3	12
25'54.287	14 Tony ARBOLINO	ITA	KALEX	1'35.420	159.4	11
29'09.649	44 Aron CANET	SPA	KALEX	1'35.185	159.8	11

These data/results cannot be reproduced, stored and/or transmitted in whole or in part by any manner of electronic, mechanical, photocopying, recording, broadcasting or otherwise now known or herein after developed without the previous express consent by the copyright owner, except for reproduction in daily press and regular printed publications on sale to the public within 60 days of the event related to those data/results and always provided that copyright symbol appears together as follows below.

© DORNA, 2024