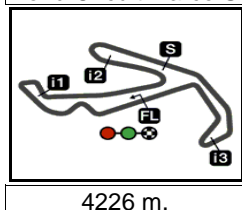


GRAN PREMIO RED BULL DI SAN MARINO E DELLA RIVIERA

Free Practice
Classification

3



4226 m.

	Rider	Nation	Team	Motorcycle	Time	Lap	Total	Gap	Top Speed
1	14 Tony ARBOLINO	ITA	Elf Marc VDS Racing Team	KALEX	1'35.775	16	19		250.5
2	44 Aron CANET	SPA	Fantic Racing	KALEX	1'35.958	18	18	0.183 0.183	250.5
3	21 Alonso LOPEZ	SPA	Beta Tools SpeedUp	BOSCOSCURO	1'36.102	18	18	0.327 0.144	249.4
4	18 Manuel GONZALEZ	SPA	QJMOTOR Gresini Moto2	KALEX	1'36.204	8	19	0.429 0.102	250.5
5	35 Somkiat CHANTRA	THA	IDEMITSU Honda Team Asia	KALEX	1'36.217	15	18	0.442 0.013	248.8
6	54 Fermin ALDEGUER	SPA	Beta Tools SpeedUp	BOSCOSCURO	1'36.266	15	16	0.491 0.049	249.4
7	71 Dennis FOGGIA	ITA	Italtrans Racing Team	KALEX	1'36.297	14	18	0.522 0.031	252.9
8	96 Jake DIXON	GBR	CFMOTO Inde Aspar Team	KALEX	1'36.351	10	19	0.576 0.054	251.7
9	10 Diogo MOREIRA	BRA	Italtrans Racing Team	KALEX	1'36.397	7	18	0.622 0.046	252.3
10	3 Sergio GARCIA	SPA	MT Helmets - MSI	BOSCOSCURO	1'36.414	17	18	0.639 0.017	251.1
11	13 Celestino VIETTI	ITA	Red Bull KTM Ajo	KALEX	1'36.521	10	20	0.746 0.107	251.7
12	64 Bo BENDSNEYDER	NED	Preicanos Racing Team	KALEX	1'36.530	17	19	0.755 0.009	248.2
13	12 Filip SALAC	CZE	Elf Marc VDS Racing Team	KALEX	1'36.584	15	19	0.809 0.054	251.1
14	84 Zonta VD GOORBERGH	NED	RW-Idrofoglia Racing GP	KALEX	1'36.588	17	19	0.813 0.004	248.8
15	19 Mattia PASINI	ITA	Team Ciatti Boscoscuro	BOSCOSCURO	1'36.599	5	17	0.824 0.011	251.1
16	24 Marcos RAMIREZ	SPA	OnlyFans American Racing Team	KALEX	1'36.636	15	20	0.861 0.037	250.0
17	75 Albert ARENAS	SPA	QJMOTOR Gresini Moto2	KALEX	1'36.660	15	20	0.885 0.024	251.1
18	16 Joe ROBERTS	USA	OnlyFans American Racing Team	KALEX	1'36.730	12	16	0.955 0.070	248.2
19	79 Ai OGURA	JPN	MT Helmets - MSI	BOSCOSCURO	1'36.857	8	20	1.082 0.127	252.3
20	53 Deniz ÖNCÜ	TUR	Red Bull KTM Ajo	KALEX	1'36.881	19	19	1.106 0.024	252.9
21	15 Darryn BINDER	RSA	Liqui Moly Husqvarna Intact GP	KALEX	1'37.145	15	20	1.370 0.264	250.5
22	52 Jeremy ALCOBA	SPA	Yamaha VR46 Master Camp Team	KALEX	1'37.153	16	17	1.378 0.008	251.1
23	81 Senna AGIUS	AUS	Liqui Moly Husqvarna Intact GP	KALEX	1'37.233	16	19	1.458 0.080	250.5
24	28 Izan GUEVARA	SPA	CFMOTO Inde Aspar Team	KALEX	1'37.251	16	17	1.476 0.018	250.0
25	7 Barry BALTUS	BEL	RW-Idrofoglia Racing GP	KALEX	1'37.550	7	20	1.775 0.299	250.5
26	22 Ayumu SASAKI	JPN	Yamaha VR46 Master Camp Team	KALEX	1'37.585	9	18	1.810 0.035	251.1
27	34 Mario AJI	INA	IDEMITSU Honda Team Asia	KALEX	1'38.031	5	20	2.256 0.446	248.8
28	43 Xavier ARTIGAS	SPA	KLINT Forward Factory Team	FORWARD	1'38.689	15	17	2.914 0.658	250.0
29	5 Jaime MASIA	SPA	Preicanos Racing Team	KALEX	1'38.730	16	18	2.955 0.041	251.1
30	20 Xavi CARDELUS	AND	Fantic Racing	KALEX	1'39.287	10	17	3.512 0.557	249.4
31	40 Unai ORRADRE	SPA	KLINT Forward Factory Team	FORWARD	1'39.360	16	19	3.585 0.073	247.7

Practice condition: Dry

Air: 25°

Humidity: 57%

Ground: 25°

Fastest Lap:	Lap: 16	Tony ARBOLINO	1'35.775	158.8 Km/h
Best Race Lap:	2023	Celestino VIETTI	1'36.173	158.1 Km/h
All-Time Lap Record:	2020	Luca MARINI	1'35.271	159.6 Km/h

The results are provisional until the end of the limit for protest and appeals.

Time limit for protest expires 60' after publication of the results - Time:

These data/results cannot be reproduced, stored and/or transmitted in whole or in part by any manner of electronic, mechanical, photocopying, recording, broadcasting or otherwise now known or herein after developed without the previous express consent by the copyright owner, except for reproduction in daily press and regular printed publications on sale to the public within 60 days of the event related to those data/results and always provided that copyright symbol appears together as follows below.

© DORNA, 2024

GRAN PREMIO RED BULL DI SAN MARINO E DELLA RIVIERA

Free Practice

Top Speed & Average

4



Rider	Nation	Motorcycle	Top 5 speeds					Average	Top
53 Deniz ÖNCÜ	TUR	KALEX	252.9	251.7	251.7	251.1	251.1	251.6	252.9
71 Dennis FOGGIA	ITA	KALEX	252.9	251.1	251.1	250.5	250.5	251.1	252.9
10 Diogo MOREIRA	BRA	KALEX	252.3	251.1	250.0	250.0	250.0	250.7	252.3
79 Ai OGURA	JPN	BOSCOSCURO	252.3	252.3	251.1	251.1	251.1	251.5	252.3
13 Celestino VIETTI	ITA	KALEX	251.7	251.7	251.1	251.1	250.5	251.1	251.7
96 Jake DIXON	GBR	KALEX	251.7	251.7	251.7	251.1	251.1	251.4	251.7
3 Sergio GARCIA	SPA	BOSCOSCURO	251.1	251.1	250.5	250.5	250.0	250.5	251.1
5 Jaume MASIA	SPA	KALEX	251.1	250.5	250.5	250.0	250.0	250.2	251.1
12 Filip SALAC	CZE	KALEX	251.1	251.1	250.5	250.5	250.5	250.7	251.1
19 Mattia PASINI	ITA	BOSCOSCURO	251.1	250.0	250.0	249.4	249.4	250.0	251.1
22 Ayumu SASAKI	JPN	KALEX	251.1	251.1	251.1	251.1	251.1	251.1	251.1
52 Jeremy ALCOBA	SPA	KALEX	251.1	250.5	249.4	248.8	248.8	249.6	251.1
75 Albert ARENAS	SPA	KALEX	251.1	251.1	250.5	250.5	250.0	250.4	251.1
7 Barry BALTUS	BEL	KALEX	250.5	250.0	249.4	248.8	248.8	249.4	250.5
14 Tony ARBOLINO	ITA	KALEX	250.5	249.4	249.4	248.8	248.8	249.2	250.5
15 Darryn BINDER	RSA	KALEX	250.5	250.5	250.0	250.0	250.0	250.2	250.5
18 Manuel GONZALEZ	SPA	KALEX	250.5	250.5	250.0	250.0	250.0	250.2	250.5
44 Aron CANET	SPA	KALEX	250.5	248.8	248.8	248.8	248.2	248.7	250.5
81 Senna AGIUS	AUS	KALEX	250.5	249.4	248.8	248.8	248.8	249.3	250.5
24 Marcos RAMIREZ	SPA	KALEX	250.0	249.4	249.4	248.8	248.8	249.2	250.0
28 Izan GUEVARA	SPA	KALEX	250.0	250.0	249.4	248.8	248.8	249.4	250.0
43 Xavier ARTIGAS	SPA	FORWARD	250.0	250.0	249.4	248.8	248.8	249.3	250.0
20 Xavi CARDELUS	AND	KALEX	249.4	248.8	248.8	248.8	248.8	248.9	249.4
21 Alonso LOPEZ	SPA	BOSCOSCURO	249.4	248.8	248.8	248.2	248.2	248.4	249.4
54 Fermin ALDEGUER	SPA	BOSCOSCURO	249.4	248.8	248.8	248.2	247.7	248.2	249.4
34 Mario AJI	INA	KALEX	248.8	248.2	247.7	247.7	247.7	247.9	248.8
35 Somkiat CHANTRA	THA	KALEX	248.8	248.8	248.8	248.8	248.2	248.5	248.8
84 Zonta VD GOORBERGH	NED	KALEX	248.8	248.8	248.8	248.2	248.2	248.6	248.8
16 Joe ROBERTS	USA	KALEX	248.2	247.7	246.5	246.5	246.5	247.1	248.2
64 Bo BENDSNEYDER	NED	KALEX	248.2	247.1	247.1	247.1	246.5	246.9	248.2
40 Unai ORRADRE	SPA	FORWARD	247.7	247.1	247.1	247.1	247.1	247.2	247.7

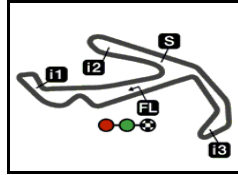
These data/results cannot be reproduced, stored and/or transmitted in whole or in part by any manner of electronic, mechanical, photocopying, recording, broadcasting or otherwise now known or herein after developed without the previous express consent by the copyright owner, except for reproduction in daily press and regular printed publications on sale to the public within 60 days of the event related to those data/results and always provided that copyright symbol appears together as follows below.

© DORNA, 2024

Official MotoGP Timing by TISSOT
www.motogp.com



Misano Adriatico, Friday, September 06, 2024



4226 m.

GRAN PREMIO RED BULL DI SAN MARINO E DELLA RIVIERA

Free Practice

Chronological Analysis of Performances

5

* Lap / Sector time cancelled

T1 Time from finish line to 1st intermediate

T3 Time from 2nd intermed. to 3rd intermed.

P Crossing the finish line in pit lane

T2 Time from 1st intermed. to 2nd intermed.

T4 Time from 3rd intermediate to finish line

Lap	Lap Time	T1	T2	T3	T4	Speed	Lap	Lap Time	T1	T2	T3	T4	Speed	
1st	14	Tony ARBOLINO Elf Marc VDS Racing ITA Runs=2 Total laps=19 Full laps=16 Valid laps=15						2	1'38.668 *	27.321	22.650	26.539	22.158*	248.2
1	1'57.085	34.589	24.706	28.202	22.440	244.3	3	1'37.326	26.620	22.468	26.345	21.893	248.2	
2	1'38.171	27.296	22.565	26.466	21.844	248.2	4	1'36.866 *	26.611	22.409	26.197	21.649*	248.8	
3	1'37.847	27.128	22.469	26.429	21.821	248.8	5	1'36.744 *	26.449	22.463	26.044	21.788*	248.8	
4	1'36.991	26.800	22.252	26.297	21.642	247.7	6	1'36.377 *	26.499	22.184	25.945	21.749*	248.2	
5	1'37.437	27.007	22.366	26.327	21.737	247.1	7	1'36.540	26.534	22.310	26.052	21.644	248.2	
6	1'36.704	26.630	22.230	26.273	21.571	247.1	8	1'36.599	26.593	22.208	26.079	21.719	249.4	
7	1'36.665	26.615	22.254	26.193	21.603	247.7	9	1'39.701 P	29.486	23.712	28.263	18.240	233.7	
8	1'36.806	26.708	22.205	26.164	21.729	248.8	10	1'45.356 *	33.815	22.674	26.871*	21.996	245.4	
9	1'36.462	26.547	22.203	26.070	21.642	249.4	11	1'37.428 *	26.581	22.831	26.274	21.742*	248.2	
10	1'36.674	26.592	22.260	26.170	21.652	248.8	12	1'37.461 *	26.741	22.639	26.413*	21.668	247.7	
11	1'36.819	26.617	22.196	26.238	21.768	247.7	13	1'36.915	26.653	22.272	26.056	21.934	248.2	
12	1'39.335 P	29.010	23.524	28.862	17.939	229.2	14	1'35.006 P	28.205	22.483	26.595	17.723	247.7	
13	1'52.104	34.008	24.999	27.983	25.114	246.0	15	1'50.653	35.968	22.625	30.314	21.746	142.2	
14	1'37.251	26.741	22.200	26.436	21.874	247.7	16	1'36.849 *	26.325	22.287	26.737*	21.500	247.7	
15	1'36.221	26.464	22.067	26.146	21.544	249.4	17	1'36.350 *	26.499	22.292	25.897*	21.662	248.2	
16	1'35.775	26.287	22.078	25.965	21.445	248.8	18	1'36.102	26.325	22.140	25.983	21.654	248.2	
17	1'41.316 *	26.93*	24.240	27.130	23.015	246.0	4th	18	Manuel GONZALEZ QJMOTOR Gresini Mo SPA Runs=2 Total laps=19 Full laps=16 Valid laps=14					
18	1'37.657	26.669	22.146	26.931	21.911	250.5	1	2'46.148 *	35.209	23.203	27.039*	22.295	247.1	
19	1'38.899	28.322	22.405	26.364	21.808	247.7	2	1'36.910	26.784	22.217	26.256	21.653	248.8	
2nd	44	Aron CANET Fantic Racing SPA Runs=2 Total laps=18 Full laps=15 Valid laps=9						3	1'36.458	26.602	22.013	26.111	21.732	250.5
1	2'34.925	34.169	23.970	27.443	22.595	245.4	4	1'39.117 *	26.55*	22.198	26.213	24.155	249.4	
2	1'38.153 *	27.188	22.434	26.697*	21.834	247.7	5	1'36.443	26.545	21.944	26.043	21.911	250.5	
3	1'37.172 *	26.864	22.301	26.326*	21.681	248.2	6	1'36.575	26.836	21.983	26.175	21.581	248.2	
4	1'36.540 *	26.63*	22.229	26.125	21.550	247.7	7	1'36.257	26.540	22.055	26.089	21.573	250.0	
5	1'36.691	26.587	22.151	26.058	21.895	248.2	8	1'36.204	26.446	22.064	26.074	21.620	250.0	
6	1'36.338	26.455	22.086	26.189	21.608	246.5	9	1'43.648	28.846	23.604	28.780	22.418	242.1	
7	1'37.350	26.465	22.244	26.026	22.615	248.8	10	1'36.415	26.485	22.153	26.122	21.655	250.0	
8	1'36.459	26.477	22.245	26.126	21.611	248.8	11	1'36.322	26.490	22.025	26.195	21.612	248.8	
9	1'36.605 *	26.487	22.190	26.226*	21.702	248.2	12	1'39.906 P	32.31*	22.959	27.535	17.098	244.8	
10	1'36.634	26.526	22.254	26.270	21.584	248.2	13	1'47.127	35.960	22.640	26.562	21.965	247.7	
11	1'36.983	26.668	22.430	26.259	21.626	247.7	14	1'38.074 *	27.453	22.330	26.381*	21.910	248.8	
12	1'36.610	26.587	22.105	26.208	21.710	246.5	15	1'37.176	26.616	22.039	26.772	21.749	248.2	
13	1'46.210 P	27.376	27.432	28.556	22.846	228.3	16	1'36.651	26.667	22.120	26.205	21.659	249.4	
14	1'44.926	33.437	22.802	26.563	22.124	247.7	17	1'36.421	26.595	21.998	26.139	21.689	248.8	
15	1'44.986 *	26.303	22.115	33.007*	23.561	242.1	18	1'40.596	26.702	23.087	28.316	22.491	240.5	
16	1'36.060 *	26.239	22.050	26.135	21.636*	250.5	19	1'37.076	26.763	22.198	26.272	21.843	248.2	
17	1'36.300	26.460	22.080	26.303	21.457	248.8	5th	35	Somkiat CHANTRA IDEMITSU Honda Tea THA Runs=3 Total laps=18 Full laps=13 Valid laps=11					
18	1'35.958	26.460	22.015	26.045	21.438	248.2	1	2'46.677	35.521	24.366	27.657	22.988	242.6	
3rd	21	Alonso LOPEZ Beta Tools SpeedUp SPA Runs=3 Total laps=18 Full laps=13 Valid laps=5						2	1'38.224	27.088	22.551	26.439	22.146	248.2
1	1'51.419	33.894	23.359	27.557	22.714	246.0	3	1'38.004	26.849	22.557	26.542	22.056	248.8	
							4	1'39.041 *	27.28*	23.151	26.595	22.007	248.2	

Fastest Lap: Tony ARBOLINO Elf Marc VDS Racing ITA **1'35.775** 26.287 22.078 25.965 21.445

These data/results cannot be reproduced, stored and/or transmitted in whole or in part by any manner of electronic, mechanical, photocopying, recording, broadcasting or otherwise now known or herein after developed without the previous express consent by the copyright owner, except for reproduction in daily press and regular printed publications on sale to the public within 60 days of the event related to those data/results and always provided that copyright symbol appears together as follows below.
© DORNA, 2024

Free Practice

Moto2

Lap	Lap Time	T1	T2	T3	T4	Speed	Lap	Lap Time	T1	T2	T3	T4	Speed	
5	1'37.759	26.768	22.707	26.356	21.928	248.8	8th 96 Jake DIXON Runs=2 Total laps=19 Full laps=16 Valid laps=12							
6	1'37.459	26.755	22.447	26.292	21.965	247.7		1	2'41.365	34.353	22.989	28.596	23.382	220.8
7	1'36.237 P	30.20*	22.749	26.631	16.652	248.2		2	1'44.937 *	27.35*	22.608	32.877	22.093	159.7
8	1'47.134	34.781	23.061	26.872	22.420	245.4		3	1'37.321	26.907	22.299	26.402	21.713	251.7
9	1'37.653	26.859	22.563	26.183	22.048	246.5		4	1'37.766 *	26.85*	22.589	26.501	21.817	250.0
10	1'37.024	26.771	22.415	26.117	21.721	247.7		5	1'37.111	26.729	22.166	26.370	21.846	249.4
11	1'36.574	26.571	22.295	26.008	21.700	248.8		6	1'41.039 *	29.25*	22.587	26.874	22.322	249.4
12	1'36.376 P	27.142	23.307	26.717	19.210	247.1		7	1'37.726 *	26.827	22.226	26.750*	21.923	250.5
13	1'46.016	34.095	23.001	26.630	22.290	244.3		8	1'36.827	26.700	22.070	26.284	21.773	251.1
14	1'36.357	26.516	22.224	26.035	21.582	247.7		9	1'37.402	26.851	22.306	26.474	21.771	251.1
15	1'36.217	26.427	22.093	26.002	21.695	248.8		10	1'36.351	26.549	22.045	26.081	21.676	251.7
16	1'37.567	26.814	22.283	26.388	22.082	247.7		11	1'37.217	26.808	22.152	26.400	21.857	250.0
17	1'38.803	26.977	23.020	26.816	21.990	247.7		12	1'36.753	26.675	22.104	26.258	21.716	249.4
18	1'37.173 *	26.673	22.306	26.277	21.917*	247.1		13	1'36.688	26.614	22.066	26.262	21.746	250.5
6th 54 Fermin ALDEGUER	Runs=3 Total laps=16 Full laps=11 Valid laps=7	Beta Tools SpeedUp SPA												
1	2'00.553	34.477	23.636	27.083	22.636	248.8		14	1'36.556	26.524	22.114	26.179	21.739	250.5
2	1'38.783 *	27.452	22.852	26.514*	21.965	247.7		15	1'38.340 P	29.73*	23.262	28.125	17.217	242.1
3	1'37.605 *	26.745	22.398	26.680*	21.782	249.4		16	1'46.052	34.401	23.444	26.348	21.859	250.0
4	1'37.180 *	26.71*	22.339	26.329	21.793	248.2	17	1'36.802	26.726	22.059	26.397	21.620	251.1	
5	1'37.200	27.096	22.189	26.313	21.602	247.1	18	1'37.531	26.914	22.161	26.604	21.852	247.7	
6	1'36.953	26.495	22.356	26.263	21.839	247.1	19	1'36.727	26.588	22.021	26.243	21.875	251.7	
7	1'36.763	26.582	22.170	26.182	21.829	247.7	9th 10 Diogo MOREIRA Runs=2 Total laps=18 Full laps=15 Valid laps=13							
8	1'50.355 P	35.50*	28.617	28.460	17.770	240.5	1	2'02.731	33.338	23.369	27.300	22.270	247.1	
9	1'45.333 *	33.090	22.840	26.881*	22.522	247.1	2	1'38.129	27.214	22.382	26.683	21.850	252.3	
10	1'37.138	26.749	22.339	26.305	21.745	247.7	3	1'37.286	27.033	22.360	26.404	21.489	250.0	
11	1'36.659	26.452	22.339	26.220	21.648	248.8	4	1'37.546 *	26.80*	22.195	26.996	21.552	248.8	
12	1'36.570	26.452	22.144	26.265	21.709	247.7	5	1'36.963	26.650	22.157	26.330	21.826	251.1	
13	1'39.646 P	27.56*	27.325	27.822	16.936	244.3	6	1'36.719	26.773	22.160	26.099	21.687	248.8	
14	1'45.529	34.038	22.776	26.643	22.072	246.0	7	1'36.397	26.537	21.986	26.187	21.687	248.8	
15	1'36.266	26.543	22.158	26.087	21.478	247.7	8	1'40.248 *	26.699	22.028	27.025*	24.496	247.1	
16	1'38.199 *	26.272	22.468	27.099	22.360*	247.1	9	1'38.606 P	28.454	25.742	27.133	17.277	250.0	
7th 71 Dennis FOGGIA	Runs=2 Total laps=18 Full laps=15 Valid laps=12	Italtrans Racing Team ITA												
1	2'02.472	34.282	23.568	27.304	22.118	247.1	10	1'45.059	33.094	23.194	26.704	22.067	245.4	
2	1'38.262 *	27.018	22.602	26.824	21.818*	252.9	11	1'37.330	26.794	22.391	26.368	21.777	248.2	
3	1'37.353	26.802	22.398	26.525	21.628	249.4	12	1'36.964	26.665	22.266	26.290	21.743	248.8	
4	1'37.061 *	26.76*	22.190	26.573	21.535	248.8	13	1'36.860	26.747	22.188	26.334	21.591	248.2	
5	1'37.088	26.740	22.310	26.475	21.563	251.1	14	1'36.863	26.738	22.106	26.390	21.629	248.2	
6	1'37.264	26.787	22.255	26.338	21.884	249.4	15	1'36.562	26.698	21.990	26.269	21.605	250.0	
7	1'36.452	26.598	22.178	26.231	21.445	251.1	16	1'37.312	26.615	22.058	26.777	21.862	247.7	
8	1'40.277	26.606	22.121	26.856	24.694	250.0	17	1'37.024	26.620	22.140	26.590	21.674	246.5	
9	1'42.225	26.900	22.947	28.172	24.206	235.8	18	1'36.751	26.675	22.032	26.432	21.612	247.1	
10	1'39.199 P	26.781	22.240	27.851*	22.327	250.5	10th 3 Sergio GARCIA Runs=3 Total laps=18 Full laps=13 Valid laps=5							
11	1'44.984	33.517	22.838	26.790	21.839	245.4	1	2'11.747	36.375	23.248	31.123	23.219	193.2	
12	1'36.802	26.628	22.256	26.281	21.637	248.8	2	1'38.781 *	27.429	22.508	26.669*	22.175*	250.0	
13	1'36.610	26.449	22.101	26.221	21.839	250.5	3	1'37.704	26.913	22.495	26.386	21.910	250.0	
14	1'36.297	26.482	22.023	26.308	21.484	250.5	4	1'37.271 *	26.76*	22.353	26.320	21.836	249.4	
15	1'37.775	26.780	22.553	26.782	21.660	248.8	5	1'37.269	26.829	22.167	26.354	21.919	249.4	
16	1'36.453	26.495	22.138	26.170	21.650	248.8	6	1'44.662 *	26.736	22.134	26.419*	29.373	249.4	
17	1'36.627	26.436	22.065	26.424	21.702	248.2	7	1'37.229 *	26.873	22.173	26.298	21.885*	250.5	
18	2'03.790 *	32.78*	27.751	34.770	28.484	236.3	8	1'37.223 *	26.739	22.373	26.411*	21.700	250.0	
								9	1'36.705	26.643	22.110	26.246	21.706	251.1
								10	1'41.435 P	27.514	28.535	27.672	17.714	247.1
								11	1'45.775 *	34.126	23.034	26.522*	22.093	248.8

Fastest Lap: Tony ARBOLINO Elf Marc VDS Racing ITA **1'35.775** 26.287 22.078 25.965 21.445

These data/results cannot be reproduced, stored and/or transmitted in whole or in part by any manner of electronic, mechanical, photocopying, recording, broadcasting or otherwise now known or herein after developed without the previous express consent by the copyright owner, except for reproduction in daily press and regular printed publications on sale to the public within 60 days of the event related to those data/results and always provided that copyright symbol appears together as follows below.
© DORNA, 2024

Free Practice

Moto2

Lap	Lap Time	T1	T2	T3	T4	Speed	Lap	Lap Time	T1	T2	T3	T4	Speed
12	1'36.975 *	26.64*	22.219	26.261	21.850*	249.4	2	1'42.213	28.396	23.198	27.303	23.316	248.2
13	1'36.663	26.743	22.123	26.210	21.587	249.4	3	1'39.316	27.514	22.810	26.690	22.302	250.5
14	1'35.791 P	28.61*	22.799	27.325*	17.051	247.7	4	1'38.160 *	27.26*	22.497	26.479	21.918	250.0
15	1'43.877 *	33.158	22.655	26.332	21.732*	249.4	5	1'39.293	27.124	22.942	27.287	21.940	247.7
16	1'36.439 *	26.576	22.109	26.014	21.740*	250.5	6	1'37.385	26.822	22.346	26.431	21.786	249.4
17	1'36.414	26.572	22.165	26.146	21.531	251.1	7	1'37.513	26.827	22.327	26.366	21.993	250.5
18	1'38.763 *	26.548	22.209	26.994*	23.012*	246.0	8	1'41.041	29.093	23.454	26.624	21.870	251.1
11th 13 Celestino VIETTI Red Bull KTM Ajo ITA Runs=2 Total laps=20 Full laps=17 Valid laps=11							9	1'36.998	26.732	22.242	26.275	21.749	251.1
1	2'10.002	35.528	23.462	27.353	22.710	245.4	10	1'35.977 P	26.727	22.431	27.598	19.221	244.8
2	1'41.062 *	27.341	22.603	26.550	24.568*	250.5	11	1'51.998	35.745	23.527	27.565	25.161	242.6
3	1'37.847	26.976	22.516	26.311	22.044	251.7	12	1'42.666	26.870	22.410	29.463	23.923	213.8
4	1'37.468 *	26.88*	22.260	26.384*	21.938*	250.0	13	1'36.965	26.642	22.125	26.333	21.865	249.4
5	1'36.985	26.785	22.241	26.107	21.852	250.0	14	1'38.048	26.538	22.291	27.246	21.973	223.1
6	1'36.808	26.673	22.202	26.152	21.781	250.5	15	1'36.584	26.483	22.029	26.284	21.788	250.5
7	1'36.603	26.657	22.206	26.002	21.738	251.1	16	1'37.497	26.859	22.260	26.568	21.810	248.8
8	1'40.149	26.663	24.858	26.615	22.013	248.8	17	1'36.855	26.562	22.197	26.327	21.769	249.4
9	1'37.228 *	26.790	22.335	26.205*	21.898	251.1	18	1'37.326	26.594	22.542	26.390	21.800	248.2
10	1'36.521	26.667	22.159	25.945	21.750	251.7	19	1'36.624	26.612	22.102	26.260	21.650	248.8
11	1'36.343 P	28.82*	23.460	27.841*	16.219	242.6	14th 84 Zonta VD GOORBE RW-Idrofoglia Racing NED Runs=2 Total laps=19 Full laps=16 Valid laps=10						
12	1'52.005	36.709	23.125	27.121	25.050	246.0	1	2'13.694	34.277	23.357	27.916	22.486	245.4
13	1'37.362 *	26.954	22.393	26.141*	21.874	250.0	2	1'39.079 *	27.893	22.595	26.815*	21.776	248.8
14	1'36.958	26.659	22.306	26.205	21.788	248.2	3	1'38.100	26.979	22.511	26.802	21.808	248.8
15	1'37.138	26.685	22.393	26.156	21.904	248.2	4	1'37.467 *	26.81*	22.368	26.587*	21.696	248.2
16	1'37.209 *	26.761	22.257	26.253*	21.938	248.8	5	1'37.656	26.833	22.400	26.629	21.794	247.7
17	1'37.124	26.818	22.228	26.157	21.921	248.8	6	1'39.027	26.814	22.419	27.504	22.290	226.8
18	1'37.277	26.902	22.241	26.221	21.913	248.2	7	1'40.306 *	26.947	24.113	27.423	21.823*	247.7
19	1'36.939	26.718	22.213	26.200	21.808	247.7	8	1'35.408 P	26.783	22.610	26.772	19.243	248.8
20	1'38.150 *	26.726	22.318	26.185	22.921*	247.7	9	1'45.554	33.346	23.011	26.790	22.407	246.0
12th 64 Bo BENDSNEYDER Preicanos Racing Tea NED Runs=2 Total laps=19 Full laps=16 Valid laps=15							10	1'37.097	26.780	22.326	26.234	21.757	248.2
1	2'13.845	35.003	23.455	27.668	22.328	242.6	11	1'36.843	26.583	22.392	26.213	21.655	247.7
2	1'38.872	27.463	22.618	26.781	22.010	246.5	12	1'36.999	26.621	22.270	26.343	21.765	246.5
3	1'37.812	26.784	22.405	26.852	21.771	247.1	13	1'45.621 *	27.53*	25.660	27.681	24.746	241.6
4	1'37.386 *	26.77*	22.369	26.516*	21.723	247.1	14	1'40.451	26.660	22.818	28.511	22.462	235.8
5	1'37.351	26.817	22.423	26.356	21.755	246.0	15	1'36.949	26.551	22.179	26.402	21.817	246.5
6	1'37.705	26.530	22.399	26.677	22.099	248.2	16	1'45.780 *	32.13*	23.609	28.369	21.672	210.5
7	1'39.714	27.065	24.382	26.540	21.727	246.5	17	1'36.588	26.565	22.128	26.296	21.599	247.1
8	1'37.243	26.682	22.423	26.400	21.738	246.5	18	1'40.099	26.687	22.759	28.274	22.379	243.7
9	1'37.174	26.560	22.490	26.390	21.734	246.5	19	1'39.682 *	26.648	22.276	27.091	23.667*	245.4
10	1'37.008	26.664	22.323	26.347	21.674	245.4	15th 19 Mattia PASINI Team Ciatti Boscoscu ITA Runs=2 Total laps=17 Full laps=14 Valid laps=9						
11	1'39.569	26.569	22.782	28.020	22.198	238.4	1	2'19.941	35.445	24.028	27.938	22.347	246.0
12	1'36.722	26.489	22.287	26.289	21.657	244.8	2	1'38.232 *	27.289	22.588	26.373	21.982*	248.8
13	1'36.726	26.550	22.303	26.215	21.658	244.8	3	1'37.090	26.884	22.179	26.255	21.772	250.0
14	1'38.342 P	28.496	23.228	28.132	18.486	237.8	4	1'40.940 *	26.88*	24.955	27.305	21.794	246.0
15	1'49.292	37.712	23.089	26.664	21.827	243.2	5	1'36.599	26.634	22.083	26.171	21.711	250.0
16	1'36.686	26.598	22.295	26.195	21.598	246.5	6	1'36.796	26.593	22.025	26.410	21.768	249.4
17	1'36.530	26.467	22.294	26.169	21.600	246.5	7	1'42.905 P	29.687	25.828	28.613	18.777	247.7
18	1'36.561	26.511	22.248	26.160	21.642	246.0	8	1'44.027	32.650	22.791	26.637	21.949	246.0
19	1'36.894	26.556	22.321	26.258	21.759	247.1	9	3'51.377 *	2'36.269	24.195	28.987*	21.926	236.8
13th 12 Filip SALAC Elf Marc VDS Racing CZE Runs=2 Total laps=19 Full laps=16 Valid laps=15							10	1'37.469	26.811	22.281	26.585	21.792	247.1
1	2'07.566	35.550	25.556	28.285	23.219	246.5	11	1'37.431	26.831	22.321	26.381	21.898	248.8
							12	1'37.700	26.892	22.271	26.689	21.848	248.8
							13	1'38.365	27.159	22.477	26.831	21.898	251.1

Fastest Lap: Tony ARBOLINO Elf Marc VDS Racing ITA 1'35.775 26.287 22.078 25.965 21.445

These data/results cannot be reproduced, stored and/or transmitted in whole or in part by any manner of electronic, mechanical, photocopying, recording, broadcasting or otherwise now known or herein after developed without the previous express consent by the copyright owner, except for reproduction in daily press and regular printed publications on sale to the public within 60 days of the event related to those data/results and always provided that copyright symbol appears together as follows below.
© DORNA, 2024

Free Practice

Moto2

Lap	Lap Time	T1	T2	T3	T4	Speed	Lap	Lap Time	T1	T2	T3	T4	Speed
14	1'37.690 *	26.956	22.226	26.647*	21.861	249.4	4	16'08.499 P					
15	1'37.493	26.931	22.051	26.618	21.893	247.7	5	1'50.133	36.193	23.586	28.006	22.348	240.0
16	1'38.241	27.004	22.238	27.095	21.904	248.8	6	1'40.208 *	27.132	24.284	26.692*	22.100	245.4
17	1'37.679 *	27.001	22.167	26.687*	21.824	247.7	7	1'37.710 *	27.00*	22.342	26.526	21.834	245.4
16th 24 Marcos RAMIREZ OnlyFans American R SPA							19th 79 Ai OGURA MT Helmets - MSI JPN						
Runs=2 Total laps=20 Full laps=17 Valid laps=13							Runs=2 Total laps=20 Full laps=17 Valid laps=12						
1	1'57.778	35.320	23.826	28.144	23.941	247.7	1	2'25.003	36.589	23.371	27.791	22.665	246.5
2	1'39.841 *	27.930	22.679	27.157	22.075*	250.0	2	1'38.768	27.605	22.466	26.754	21.943	248.8
3	1'38.502	27.259	22.405	26.916	21.922	249.4	3	1'38.516 *	27.012	22.302	27.128*	22.074	252.3
4	1'43.529 *	31.883	23.021	26.832*	21.793	249.4	4	1'38.212 *	27.44*	22.423	26.543	21.799	250.0
5	1'37.837	27.076	22.215	26.744	21.802	248.2	5	1'37.075	26.875	22.130	26.286	21.784	250.5
6	1'37.660	26.938	22.166	26.710	21.846	247.7	6	1'37.117	26.736	22.069	26.489	21.823	251.1
7	1'37.391	26.795	22.281	26.572	21.743	248.2	7	1'38.594	27.349	22.493	26.670	22.082	250.0
8	1'37.458	26.850	22.134	26.633	21.841	248.8	8	1'36.857	26.741	22.127	26.202	21.787	252.3
9	1'37.369 *	26.699	22.177	26.784*	21.709	248.8	9	1'37.246	26.767	22.042	26.276	22.161	251.1
10	1'37.360	26.748	22.064	26.778	21.770	248.8	10	1'44.766 P	32.590	22.988	29.015	20.173	243.7
11	1'47.310 P	32.65*	24.394	30.881	19.385	226.8	11	1'50.804	37.686	23.294	27.445	22.379	247.1
12	1'53.277	41.241	22.910	27.108	22.018	246.0	12	1'37.688	27.040	22.284	26.488	21.876	250.0
13	1'37.630	26.980	22.511	26.441	21.698	248.2	13	1'37.138	26.727	22.247	26.339	21.825	251.1
14	1'37.396	26.733	22.126	26.774	21.763	248.2	14	1'36.900 *	26.720	22.110	26.356	21.714*	249.4
15	1'36.636	26.615	22.028	26.446	21.547	248.2	15	1'37.033	26.729	22.085	26.406	21.813	251.1
16	1'36.991	26.657	22.069	26.517	21.748	247.7	16	1'37.107 *	26.770	22.012	26.482*	21.843*	250.5
17	1'47.954 *	29.87*	23.821	29.688	24.573	235.8	17	1'50.297	34.496	23.178	29.353	23.270	200.0
18	1'37.656	26.859	22.113	26.741	21.943	247.7	18	1'37.199	26.941	22.162	26.400	21.696	249.4
19	1'36.819	26.580	22.013	26.569	21.657	246.5	19	1'44.628 *	32.87*	22.541	27.067	22.141	250.0
20	1'49.804	29.469	27.898	29.814	22.623	237.8	20	1'47.116	32.992	23.200	27.579	23.345	248.8
17th 75 Albert ARENAS QJMOTOR Gresini Mo SPA							20th 53 Deniz ÖNCÜ Red Bull KTM Ajo TUR						
Runs=2 Total laps=20 Full laps=17 Valid laps=12							Runs=2 Total laps=19 Full laps=16 Valid laps=8						
1	2'07.368	35.288	23.501	27.673	22.634	248.2	1	2'04.659	36.393	24.565	27.978	23.059	248.2
2	1'39.038 *	27.507	22.661	26.578*	22.292	249.4	2	1'39.667 *	27.670	22.519	26.999*	22.479	250.0
3	1'38.195	26.944	22.941	26.408	21.902	250.5	3	1'39.240	27.324	22.400	27.504	22.012	252.9
4	1'37.357 *	26.85*	22.294	26.356	21.856	250.0	4	1'38.232 *	27.10*	22.392	26.736*	21.998	251.1
5	1'37.524	27.137	22.309	26.344	21.734	250.0	5	1'38.130	27.074	22.700	26.568	21.788	251.7
6	1'37.152	26.714	22.276	26.324	21.838	250.0	6	1'37.411 *	26.842	22.168	26.513*	21.888*	251.1
7	1'37.368	26.803	22.185	26.549	21.831	250.5	7	1'38.121 *	26.928	22.521	26.641	22.031*	248.8
8	1'37.185	26.830	22.234	26.345	21.776	249.4	8	1'39.740 *	28.71*	22.421	26.642	21.962	250.0
9	1'36.961	26.731	22.199	26.203	21.828	251.1	9	1'37.515	26.817	22.199	26.432	22.067	251.7
10	1'39.019 *	26.855	22.326	26.617*	23.221	251.1	10	1'34.540 P	26.814	22.420	26.581*	18.725	248.8
11	1'33.826 P	26.721	22.186	26.571	18.348	249.4	11	1'53.276	37.882	23.130	27.152	25.112	246.5
12	1'54.083	42.243	22.738	26.879	22.223	247.1	12	1'37.838 *	26.794	22.720	26.387*	21.937*	251.1
13	1'37.440	26.761	22.361	26.378	21.940	248.8	13	1'37.898 *	26.514	22.055	26.865*	22.464	250.0
14	1'37.034	26.739	22.193	26.310	21.792	248.8	14	1'36.916	26.662	22.107	26.380	21.767	249.4
15	1'36.660	26.734	22.086	26.234	21.606	250.0	15	1'37.048	26.618	22.196	26.533	21.701	250.0
16	1'36.942	26.825	22.097	26.298	21.722	248.2	16	1'37.100	26.668	22.090	26.491	21.851	250.0
17	1'36.522 *	26.625	22.026	26.235*	21.636	249.4	17	1'36.913 *	26.627	22.001	26.447	21.838*	248.8
18	1'38.010	26.753	22.214	27.095	21.948	240.0	18th 16 Joe ROBERTS OnlyFans American R USA						
19	1'37.089	26.612	22.090	26.380	22.007	247.7	Runs=2 Total laps=16 Full laps=13 Valid laps=7						
20	2'03.491 *	37.89*	31.296	26.625	27.673	247.1	1	1'53.101	35.192	23.753	27.581	22.639	244.3
							2	1'39.118	27.673	22.716	26.655	22.074	247.7
							3	1'37.815	27.004	22.579	26.415	21.817	248.2

Fastest Lap: Tony ARBOLINO Elf Marc VDS Racing ITA **1'35.775** 26.287 22.078 25.965 21.445

These data/results cannot be reproduced, stored and/or transmitted in whole or in part by any manner of electronic, mechanical, photocopying, recording, broadcasting or otherwise now known or herein after developed without the previous express consent by the copyright owner, except for reproduction in daily press and regular printed publications on sale to the public within 60 days of the event related to those data/results and always provided that copyright symbol appears together as follows below.
© DORNA, 2024

Free Practice

Moto2

Lap	Lap Time	T1	T2	T3	T4	Speed	Lap	Lap Time	T1	T2	T3	T4	Speed		
18	1'36.937	26.614	22.038	26.542	21.743	249.4	9	1'37.626	26.751	22.437	26.419	22.019	248.2		
19	1'36.881	26.668	22.111	26.429	21.673	250.0	10	1'40.404	27.036	22.418	26.679	24.271	248.2		
21st	15	Darryn BINDER					Liqui Moly Husqvarna RSA	11	1'37.677	26.802	22.446	26.523	21.906	248.8	
		Runs=2	Total laps=20	Full laps=17	Valid laps=14		12	1'35.320 P	27.914	22.769	28.173	16.464	246.5		
1	1'57.645	34.230	23.549	27.900	22.822	248.2	13	1'48.144	34.515	24.170	27.100	22.359	244.3		
2	1'39.339	*	27.729	22.536	26.848*	22.226	250.5	14	1'37.509	26.784	22.356	26.446	21.923	246.5	
3	1'38.853	*	27.340	22.668	26.679	22.166*	248.8	15	1'40.657	28.701	22.382	27.047	22.527	242.1	
4	1'38.204	27.082	22.458	26.776	21.888	248.2	16	1'37.233	26.700	22.410	26.318	21.805	248.8		
5	1'38.066	27.547	22.188	26.525	21.806	250.0	17	1'38.592	26.723	22.209	27.491	22.169	248.2		
6	1'37.951	27.212	22.443	26.504	21.792	250.5	18	1'38.471	27.412	22.418	26.638	22.003	246.5		
7	1'37.799	27.042	22.370	26.486	21.901	250.0	19	1'37.261	26.673	22.361	26.396	21.831	248.2		
8	1'45.498	33.640	23.359	26.565	21.934	249.4	24th	28	Izan GUEVARA					CFMOTO Inde Aspar SPA	
9	1'37.814	26.979	22.548	26.418	21.869	250.0			Runs=2	Total laps=17	Full laps=14	Valid laps=11			
10	1'37.870	26.928	22.466	26.478	21.998	248.8	1	2'39.204	*	34.386	23.091	27.922*	23.325	244.8	
11	1'37.461	26.996	22.252	26.425	21.788	249.4	2	1'40.237	*	27.848	22.962	26.891	22.536*	247.7	
12	1'37.562	26.931	22.195	26.589	21.847	246.5	3	1'38.571	27.288	22.653	26.643	21.987	248.8		
13	1'36.183	P	27.771	23.071	27.495	17.846	246.5	4	1'37.875	*	27.19*	22.376	26.415	21.888	247.7
14	1'49.501	36.966	23.618	26.724	22.193	247.1	5	1'39.084	27.861	22.628	26.471	22.124	247.1		
15	1'37.145	26.927	22.157	26.222	21.839	249.4	6	1'43.065	*	29.278	24.961	26.762*	22.064	248.8	
16	1'37.325	26.929	22.192	26.425	21.779	248.8	7	1'38.123	27.132	22.473	26.511	22.007	247.7		
17	1'37.310	26.845	22.164	26.337	21.964	248.2	8	1'37.741	27.011	22.460	26.361	21.909	248.2		
18	1'37.233	*	26.812	22.055	26.495*	21.871	248.8	9	1'37.962	27.196	22.441	26.360	21.965	250.0	
19	1'37.160	26.677	22.178	26.470	21.835	248.2	10	1'37.499	26.897	22.311	26.399	21.892	250.0		
20	1'37.156	26.710	22.165	26.473	21.808	248.2	11	1'37.559	26.950	22.400	26.331	21.878	249.4		
22nd	52	Jeremy ALCOBA					Yamaha VR46 Master SPA	12	1'35.452	P	28.31*	22.784	26.756	17.597	248.2
		Runs=2	Total laps=17	Full laps=14	Valid laps=11		13	1'45.102	33.943	22.660	26.422	22.077	247.1		
1	1'56.730	34.736	24.594	29.037	23.224	241.6	14	1'37.444	26.933	22.283	26.322	21.906	248.2		
2	1'41.786	28.158	23.034	28.363	22.231	210.5	15	1'37.529	26.928	22.302	26.346	21.953	247.7		
3	1'38.989	27.413	22.489	27.054	22.033	248.8	16	1'37.251	26.850	22.240	26.378	21.783	247.7		
4	1'38.510	*	27.20*	22.568	26.813	21.924	251.1	17	1'37.452	26.854	22.327	26.406	21.865	248.2	
5	1'37.477	26.875	22.242	26.462	21.898	250.5	25th	7	Barry BALTUS					RW-Idrofoglia Racing BEL	
6	1'37.587	26.898	22.318	26.373	21.998	249.4			Runs=2	Total laps=20	Full laps=17	Valid laps=10			
7	1'37.546	26.902	22.408	26.378	21.858	248.8	1	2'01.066	34.103	23.496	27.245	22.403	247.1		
8	1'32.974	P	26.997	22.612	26.907	16.458	244.8	2	1'39.107	27.631	22.782	26.746	21.948	249.4	
9	1'46.071	*	33.315	23.218	27.311*	22.227	244.8	3	1'38.515	*	27.120	22.529	27.090*	21.776	250.0
10	1'38.079	27.013	22.458	26.633	21.975	247.7	4	1'39.102	*	27.11*	23.340	26.767	21.878	248.8	
11	1'39.224	*	26.967	23.296	27.072*	21.889	248.8	5	1'37.859	*	27.044	22.422	26.603*	21.790	248.2
12	1'37.540	26.929	22.305	26.438	21.868	247.7	6	1'37.750	*	26.810	22.375	26.706*	21.859	248.8	
13	1'38.199	27.374	22.370	26.570	21.885	247.1	7	1'37.550	26.941	22.334	26.490	21.785	248.2		
14	1'37.372	*	26.880	22.234	26.482*	21.776	248.2	8	1'38.021	27.179	22.353	26.651	21.838	248.2	
15	1'37.345	26.848	22.351	26.347	21.799	247.7	9	1'38.747	*	27.23*	22.568	27.142	21.806	250.5	
16	1'37.153	26.772	22.233	26.295	21.853	247.7	10	1'37.640	*	26.756	22.376	26.665*	21.843	247.7	
17	1'37.496	26.804	22.291	26.449	21.952	248.2	11	1'38.237	26.907	22.533	26.864	21.933	246.0		
23rd	81	Senna AGIUS					Liqui Moly Husqvarna AUS	12	1'37.498	P	27.361	22.847	29.974	17.316	190.4
		Runs=2	Total laps=19	Full laps=16	Valid laps=11		13	1'45.615	*	34.016	22.900	26.873*	21.826	244.3	
1	2'00.987	33.586	23.548	28.158	23.177	247.1	14	1'37.725	26.831	22.424	26.546	21.924	245.4		
2	1'39.478	*	27.463	22.890	26.879	22.246*	248.2	15	1'37.571	26.700	22.325	26.703	21.843	245.4	
3	1'38.919	*	27.336	22.625	26.737*	22.221	250.5	16	1'37.598	26.782	22.237	26.742	21.837	244.8	
4	1'38.196	*	26.98*	22.463	26.761	21.983	249.4	17	1'39.047	26.946	23.303	26.738	22.060	248.8	
5	1'37.701	*	26.919	22.388	26.463	21.931*	248.2	18	1'37.794	*	26.680	22.533	26.779	21.802*	244.8
6	1'37.960	*	26.770	22.423	26.809*	21.958	247.7	19	1'38.402	26.900	22.415	26.820	22.267	244.3	
7	1'37.607	26.834	22.366	26.490	21.917	248.2	20	1'37.910	27.095	22.359	26.714	21.742	244.3		
8	1'37.490	26.823	22.322	26.476	21.869	248.8									

Fastest Lap: Tony ARBOLINO Elf Marc VDS Racing ITA **1'35.775** 26.287 22.078 25.965 21.445

These data/results cannot be reproduced, stored and/or transmitted in whole or in part by any manner of electronic, mechanical, photocopying, recording, broadcasting or otherwise now known or herein after developed without the previous express consent by the copyright owner, except for reproduction in daily press and regular printed publications on sale to the public within 60 days of the event related to those data/results and always provided that copyright symbol appears together as follows below.
© DORNA, 2024

Free Practice

Moto2

Lap	Lap Time	T1	T2	T3	T4	Speed	Lap	Lap Time	T1	T2	T3	T4	Speed				
26th	22	Ayumu SASAKI				Yamaha VR46 Master JPN			11	1'39.216	27.214	22.458	27.167	22.377	247.7		
		Runs=2	Total laps=18	Full laps=15	Valid laps=9				12	1'39.101	27.336	22.484	26.997	22.284	247.7		
1	1'57.834	34.411	23.577	28.488	22.643	248.2	13	1'39.070	27.420	22.426	27.003	22.221	247.7				
2	1'39.913	*	28.011	22.658	27.279*	21.965	251.1	14	1'42.033	*	27.560	22.513	27.234*	24.726	248.8		
3	1'38.562	*	27.495	22.435	26.923*	21.709	250.0	15	1'38.689	27.304	22.405	26.876	22.104	249.4			
4	1'38.266	27.233	22.359	26.920	21.754	251.1	16	1'46.279	*	29.13*	22.959	28.339	25.846	241.6			
5	1'37.937	27.196	22.262	26.574	21.905	251.1	17	1'38.954	27.213	22.479	26.938	22.324	248.2				
6	1'37.711	*	27.149	22.307	26.571*	21.684	251.1	29th 5 Jaume MASIA									
7	1'37.798	*	27.116	22.308	26.608	21.766*	251.1	Runs=2	Total laps=18	Full laps=15	Valid laps=4	Preicanos Racing Tea SPA					
8	1'42.271	*	31.14*	22.524	26.688	21.911	250.5	1	2'02.203	35.015	23.794	28.332	22.754	248.2			
9	1'37.585	26.833	22.238	26.778	21.736	250.0	2	1'40.935	*	27.991	22.837	27.500*	22.607	250.0			
10	1'38.299	P	26.955	22.253	26.672	22.419	250.5	3	1'39.222	27.512	22.685	27.050	21.975	250.0			
11	1'48.821	34.478	22.787	29.011	22.545	242.1	4	1'38.233	*	27.14*	22.524	26.680*	21.882	250.5			
12	1'40.110	*	28.26*	22.558	26.869	22.414	248.2	5	1'37.759	*	26.965	22.346	26.540*	21.908	250.0		
13	1'38.479	27.252	22.289	26.947	21.991	248.2	6	1'37.673	*	26.963	22.325	26.544*	21.841	250.0			
14	1'38.503	27.198	22.391	26.970	21.944	247.1	7	1'37.938	*	26.982	22.361	26.699*	21.896	250.5			
15	1'40.862	27.153	24.136	27.541	22.032	246.0	8	1'38.006	*	27.114	22.360	26.511*	22.021	250.0			
16	1'38.492	27.072	22.235	27.052	22.133	245.4	9	1'39.692	P	31.12*	23.111	27.105*	18.352	251.1			
17	1'37.843	26.926	22.224	26.840	21.853	248.2	10	1'51.443	39.174	23.051	27.099	22.119	247.1				
18	1'38.132	26.990	22.414	26.795	21.933	248.8	11	1'38.758	*	27.114	22.833	26.740*	22.071	248.8			
27th 34 Mario AJI							IDEMITSU Honda Tea INA			12	1'38.334	*	27.038	22.451	26.834*	22.011	248.2
		Runs=2	Total laps=20	Full laps=17	Valid laps=12		13	1'41.989	*	29.998	23.129	26.866*	21.996	249.4			
1	2'07.122	34.715	23.815	28.782	23.486	247.7	14	1'38.643	*	27.090	22.540	27.059*	21.954	249.4			
2	1'40.339	*	28.067	22.885	27.099*	22.288	247.7	15	1'46.556	30.622	23.922	27.490	24.522	248.8			
3	1'39.324	*	27.227	22.766	27.047	22.284*	248.2	16	1'38.730	27.202	22.439	26.899	22.190	248.8			
4	1'39.822	*	27.69*	22.496	27.422	22.211	246.0	17	1'39.346	*	27.744	22.455	27.101*	22.046	250.0		
5	1'38.031	27.067	22.324	26.744	21.896	247.7	18	1'40.202	27.983	22.927	27.043	22.249	249.4				
6	1'38.182	26.828	22.519	26.747	22.088	247.1	30th 20 Xavi CARDELUS										
7	1'38.531	*	27.073	22.521	26.891*	22.046	247.1	Runs=2	Total laps=17	Full laps=14	Valid laps=3	Fantic Racing AND					
8	1'43.909	30.609	23.722	27.103	22.475	247.7	1	1'56.109	34.127	24.373	28.618	23.071	244.3				
9	1'38.477	26.963	22.474	26.931	22.109	247.1	2	1'41.245	*	27.993	23.385	27.484*	22.383*	247.1			
10	1'39.433	27.283	22.895	27.075	22.180	246.5	3	1'42.675	*	27.679	22.949	27.192*	24.855	248.8			
11	1'38.966	27.371	22.573	27.060	21.962	246.0	4	1'39.359	*	27.40*	22.655	27.043	22.256	248.8			
12	1'40.940	28.986	22.676	27.105	22.173	246.5	5	1'38.761	*	27.127	22.717	26.849*	22.068	249.4			
13	1'38.712	P	27.325	22.669	27.372	21.346	243.7	6	1'38.907	*	27.022	22.763	26.871*	22.251	248.8		
14	1'57.436	35.422	24.712	31.289	26.013	215.1	7	1'42.310	*	27.072	25.750	27.246*	22.242	247.7			
15	1'40.142	28.067	22.812	26.956	22.307	246.0	8	1'36.804	P	27.492	22.702	27.160*	19.450	248.8			
16	1'39.372	27.592	22.553	26.927	22.300	247.1	9	1'46.281	*	33.559	22.975	27.093*	22.654	247.1			
17	1'38.190	27.084	22.425	26.617	22.064	248.8	10	1'39.287	27.303	22.569	27.173	22.242	247.1				
18	1'38.287	26.822	22.566	26.903	21.996	247.7	11	1'40.057	*	27.151	22.938	27.529*	22.439	245.4			
19	1'39.090	*	27.036	22.614	27.205*	22.235	245.4	12	1'40.302	*	27.122	22.669	27.200*	23.311	245.4		
20	1'38.923	27.235	22.398	27.224	22.066	244.8	13	1'39.849	27.141	22.702	27.446	22.560	247.1				
28th 43 Xavier ARTIGAS							KLINT Forward Factor SPA			14	1'39.406	*	27.206	22.496	27.377*	22.327	246.5
		Runs=3	Total laps=17	Full laps=12	Valid laps=8		15	1'39.446	27.311	22.498	27.345	22.292	245.4				
1	1'59.049	34.415	23.308	27.785	23.029	248.8	16	1'39.377	*	27.146	22.537	27.428*	22.266	245.4			
2	1'44.316	27.912	24.901	28.253	23.250	248.8	17	1'42.538	*	29.37*	23.270	27.484	22.413	244.3			
3	1'40.659	*	27.969	22.937	27.257*	22.496	250.0	31st 40 Unai ORRADRE									
4	1'39.750	*	27.77*	22.628	26.980*	22.367	250.0	Runs=2	Total laps=19	Full laps=16	Valid laps=6	KLINT Forward Factor SPA					
5	1'41.365	P	32.52*	23.371	27.714	17.757	245.4	1	2'18.195	34.891	24.924	28.686	23.502	242.1			
6	1'49.143	36.471	22.980	27.241	22.451	247.7	2	1'42.160	*	28.850	23.180	27.526*	22.604*	247.7			
7	1'39.446	27.392	22.685	27.162	22.207	248.2	3	1'42.563	*	28.046	23.442	28.119*	22.956*	245.4			
8	1'39.529	27.400	22.660	27.206	22.263	248.2	4	1'40.196	*	27.67*	22.805	27.140*	22.572	247.1			
9	1'35.386	P	28.70*	22.625	27.163	16.891	248.2	5	1'40.441	*	27.664	22.879	27.280*	22.618	246.5		
10	1'46.475	33.532	22.929	27.408	22.606	240.5	Fastest Lap: Tony ARBOLINO Elf Marc VDS Racing ITA 1'35.775 26.287 22.078 25.965 21.445										

These data/results cannot be reproduced, stored and/or transmitted in whole or in part by any manner of electronic, mechanical, photocopying, recording, broadcasting or otherwise now known or herein after developed without the previous express consent by the copyright owner, except for reproduction in daily press and regular printed publications on sale to the public within 60 days of the event related to those data/results and always provided that copyright symbol appears together as follows below.
© DORNA, 2024

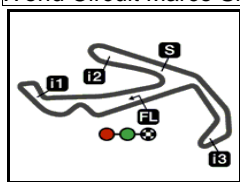
Free Practice

Moto2

Lap	Lap Time	T1	T2	T3	T4	Speed	Lap	Lap Time	T1	T2	T3	T4	Speed
6	1'39.563	27.427	22.791	27.036	22.309	246.5							
7	1'40.468	27.581	22.818	27.266	22.803	247.1							
8	1'39.790 *	27.500	22.744	27.264*	22.282	246.5							
9	1'39.446	27.342	22.590	27.282	22.232	246.5							
10	1'40.023 P	31.98*	22.650	27.052*	18.335	247.1							
11	1'55.626 *	37.816	26.092	28.919*	22.799	247.1							
12	1'39.911 *	27.637	23.047	26.999*	22.228	246.5							
13	1'39.137 *	27.230	22.562	27.134*	22.211	246.5							
14	1'42.886	27.351	22.567	27.945	25.023	246.5							
15	1'41.504 *	29.45*	22.711	27.144	22.199	246.0							
16	1'39.360	27.342	22.635	27.116	22.267	244.8							
17	1'42.477 *	28.919	23.909	27.181	22.468*	244.8							
18	1'42.162 *	27.454	22.727	28.005*	23.976	244.8							
19	1'42.831	28.297	23.063	28.272	23.199	239.4							

Fastest Lap: Tony ARBOLINO Elf Marc VDS Racing ITA **1'35.775** 26.287 22.078 25.965 21.445

These data/results cannot be reproduced, stored and/or transmitted in whole or in part by any manner of electronic, mechanical, photocopying, recording, broadcasting or otherwise now known or herein after developed without the previous express consent by the copyright owner, except for reproduction in daily press and regular printed publications on sale to the public within 60 days of the event related to those data/results and always provided that copyright symbol appears together as follows below.
© DORNA, 2024



4226 m.

GRAN PREMIO RED BULL DI SAN MARINO E DELLA RIVIERA

Free Practice

Best Partial Times

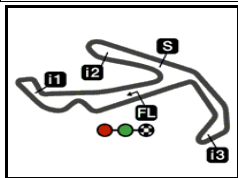
Moto2™

IT Ideal Lap Time, sum of the best partial times

BT Best Lap Time

T1		T2		T3		T4				IT	BT	
Pos	Rider	Time	Rider	Time	Rider	Time	Rider	Time	Pos	Rider	IT	BT
	1A.CANET	26.239	M.GONZALEZ	21.944	C.VIETTI	25.945	A.CANET	21.438	1	A.CANET	1'35.718	1'35.958 (2)
	2F.ALDEGUER	26.272	D.MOREIRA	21.986	A.LOPEZ	25.945	T.ARBOLINO	21.445	2	T.ARBOLINO	1'35.764	1'35.775 (1)
	3T.ARBOLINO	26.287	D.ÖNCÜ	22.001	T.ARBOLINO	25.965	D.FOGGIA	21.445	3	A.LOPEZ	1'35.910	1'36.102 (3)
	4A.LOPEZ	26.325	A.OGURA	22.012	S.CHANTRA	26.002	F.ALDEGUER	21.478	4	F.ALDEGUER	1'35.981	1'36.266 (6)
	5S.CHANTRA	26.427	M.RAMIREZ	22.013	S.GARCIA	26.014	D.MOREIRA	21.489	5	M.GONZALEZ	1'36.006	1'36.204 (4)
	6D.FOGGIA	26.436	A.CANET	22.015	A.CANET	26.026	A.LOPEZ	21.500	6	D.FOGGIA	1'36.074	1'36.297 (7)
	7M.GONZALEZ	26.446	J.DIXON	22.021	M.GONZALEZ	26.043	S.GARCIA	21.531	7	S.CHANTRA	1'36.104	1'36.217 (5)
	8B.BENDSNEYDE	26.467	D.FOGGIA	22.023	J.DIXON	26.081	M.RAMIREZ	21.547	8	D.MOREIRA	1'36.111	1'36.397 (9)
	9F.SALAC	26.483	M.PASINI	22.025	F.ALDEGUER	26.087	M.GONZALEZ	21.573	9	S.GARCIA	1'36.202	1'36.414 (10)
	10D.ÖNCÜ	26.514	A.ARENAS	22.026	D.MOREIRA	26.099	S.CHANTRA	21.582	10	J.DIXON	1'36.246	1'36.351 (8)
	11J.DIXON	26.524	F.SALAC	22.029	B.BENDSNEYDE	26.160	B.BENDSNEYDE	21.598	11	F.SALAC	1'36.422	1'36.584 (13)
	12J.ROBERTS	26.525	D.BINDER	22.055	D.FOGGIA	26.170	Z.VD GOORBER	21.599	12	A.ARENAS	1'36.447	1'36.660 (17)
	13D.MOREIRA	26.537	T.ARBOLINO	22.067	M.PASINI	26.171	A.ARENAS	21.606	13	B.BENDSNEYD	1'36.473	1'36.530 (12)
	14S.GARCIA	26.548	S.CHANTRA	22.093	A.OGURA	26.202	J.DIXON	21.620	14	Z.VD GOORBE	1'36.491	1'36.588 (14)
	15Z.VD GOORBER	26.551	S.GARCIA	22.109	A.ARENAS	26.203	F.SALAC	21.650	15	C.VIETTI	1'36.499	1'36.521 (11)
	16M.RAMIREZ	26.580	J.ROBERTS	22.125	Z.VD GOORBER	26.213	D.ÖNCÜ	21.673	16	M.PASINI	1'36.500	1'36.599 (15)
	17M.PASINI	26.593	Z.VD GOORBER	22.128	D.BINDER	26.222	A.SASAKI	21.684	17	D.ÖNCÜ	1'36.568	1'36.881 (20)
	18A.ARENAS	26.612	A.LOPEZ	22.140	F.SALAC	26.260	A.OGURA	21.696	18	M.RAMIREZ	1'36.581	1'36.636 (16)
	19C.VIETTI	26.657	F.ALDEGUER	22.144	J.ALCOBA	26.295	M.PASINI	21.711	19	A.OGURA	1'36.630	1'36.857 (19)
	20S.AGIUS	26.673	C.VIETTI	22.159	S.AGIUS	26.318	J.ROBERTS	21.721	20	J.ROBERTS	1'36.717	1'36.730 (18)
	21D.BINDER	26.677	S.AGIUS	22.209	I.GUEVARA	26.322	C.VIETTI	21.738	21	D.BINDER	1'36.733	1'37.145 (21)
	22B.BALTUS	26.680	A.SASAKI	22.224	J.ROBERTS	26.346	B.BALTUS	21.742	22	S.AGIUS	1'37.005	1'37.233 (23)
	23A.OGURA	26.720	J.ALCOBA	22.233	D.ÖNCÜ	26.380	J.ALCOBA	21.776	23	J.ALCOBA	1'37.076	1'37.153 (22)
	24J.ALCOBA	26.772	B.BALTUS	22.237	M.RAMIREZ	26.441	D.BINDER	21.779	24	B.BALTUS	1'37.149	1'37.550 (25)

These data/results cannot be reproduced, stored and/or transmitted in whole or in part by any manner of electronic, mechanical, photocopying, recording, broadcasting or otherwise now known or herein after developed without the previous express consent by the copyright owner, except for reproduction in daily press and regular printed publications on sale to the public within 60 days of the event related to those data/results and always provided that copyright symbol appears together as follows below.
© DORNA, 2024



4226 m.

GRAN PREMIO RED BULL DI SAN MARINO E DELLA RIVIERA

Free Practice

Best Partial Times

Moto2™

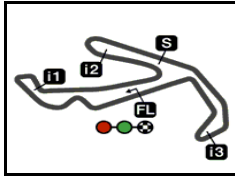
IT Ideal Lap Time, sum of the best partial times*BT* Best Lap Time

<i>T1</i>		<i>T2</i>		<i>T3</i>		<i>T4</i>				<i>IT</i>	<i>BT</i>	
<i>Pos</i>	<i>Rider</i>	<i>Time</i>	<i>Rider</i>	<i>Time</i>	<i>Rider</i>	<i>Time</i>	<i>Rider</i>	<i>Time</i>	<i>Pos</i>	<i>Rider</i>	<i>IT</i>	<i>BT</i>
25	M.AJI	26.822	I.GUEVARA	22.240	B.BALTUS	26.490	I.GUEVARA	21.783	25	I.GUEVARA	1'37.195	1'37.251 (24)
26	A.SASAKI	26.833	B.BENDSNEYDE	22.248	A.SASAKI	26.574	S.AGIUS	21.805	26	A.SASAKI	1'37.315	1'37.585 (26)
27	I.GUEVARA	26.850	M.AJI	22.324	M.AJI	26.617	J.MASIA	21.841	27	M.AJI	1'37.659	1'38.031 (27)
28	J.MASIA	26.963	J.MASIA	22.325	X.ARTIGAS	26.876	M.AJI	21.896	28	J.MASIA	1'38.028	1'38.730 (29)
29	X.CARDELUS	27.022	X.ARTIGAS	22.405	J.MASIA	26.899	X.CARDELUS	22.068	29	X.ARTIGAS	1'38.598	1'38.689 (28)
30	X.ARTIGAS	27.213	X.CARDELUS	22.496	U.ORRADRE	27.036	X.ARTIGAS	22.104	30	X.CARDELUS	1'38.629	1'39.287 (30)
31	U.ORRADRE	27.230	U.ORRADRE	22.562	X.CARDELUS	27.043	U.ORRADRE	22.199	31	U.ORRADRE	1'39.027	1'39.360 (31)

These data/results cannot be reproduced, stored and/or transmitted in whole or in part by any manner of electronic, mechanical, photocopying, recording, broadcasting or otherwise now known or herein after developed without the previous express consent by the copyright owner, except for reproduction in daily press and regular printed publications on sale to the public within 60 days of the event related to those data/results and always provided that copyright symbol appears together as follows below.

© DORNA, 2024

Official MotoGP Timing by TISSOT
www.motogp.com




4226 m.

GRAN PREMIO RED BULL DI SAN MARINO E DELLA RIVIERA

Free Practice

Fastest Laps Sequence

<i>Practice Time</i>	 <i>Rider</i>	<i>Nation</i>	<i>Motorcycle</i>	<i>Time</i>	<i>Km/h</i>	<i>Rider's Lap</i>
3'32.219	16 Joe ROBERTS	USA	KALEX	1'39.118	153.4	2
3'35.256	14 Tony ARBOLINO	ITA	KALEX	1'38.171	154.9	2
3'40.860	10 Diogo MOREIRA	BRA	KALEX	1'38.129	155.0	2
4'23.058	18 Manuel GONZALEZ	SPA	KALEX	1'36.910	156.9	2
5'59.516	18 Manuel GONZALEZ	SPA	KALEX	1'36.458	157.7	3
9'15.076	18 Manuel GONZALEZ	SPA	KALEX	1'36.443	157.7	5
10'39.819	44 Aron CANET	SPA	KALEX	1'36.338	157.9	6
12'27.908	18 Manuel GONZALEZ	SPA	KALEX	1'36.257	158.0	7
14'04.112	18 Manuel GONZALEZ	SPA	KALEX	1'36.204	158.1	8
36'33.073	14 Tony ARBOLINO	ITA	KALEX	1'35.775	158.8	16

These data/results cannot be reproduced, stored and/or transmitted in whole or in part by any manner of electronic, mechanical, photocopying, recording, broadcasting or otherwise now known or herein after developed without the previous express consent by the copyright owner, except for reproduction in daily press and regular printed publications on sale to the public within 60 days of the event related to those data/results and always provided that copyright symbol appears together as follows below.

© DORNA, 2024