


5077 m.

GRAN PREMIO GoPro DE ARAGÓN

Free Practice Nr. 2

Classification

10

	Rider	Nation	Team	Motorcycle	Time	Lap	Total	Gap	Top Speed
1	93 Marc MARQUEZ	SPA	Gresini Racing MotoGP	DUCATI	1'49.812	11	11		342.9
2	89 Jorge MARTIN	SPA	Prima Pramac Racing	DUCATI	1'50.322	11	13	0.510 0.510	347.3
3	43 Jack MILLER	AUS	Red Bull KTM Factory Racing	KTM	1'50.372	12	13	0.560 0.050	346.1
4	31 Pedro ACOSTA	SPA	Red Bull GASGAS Tech3	KTM	1'50.396	8	12	0.584 0.024	347.3
5	21 Franco MORBIDELLI	ITA	Prima Pramac Racing	DUCATI	1'50.513	13	13	0.701 0.117	348.4
6	33 Brad BINDER	RSA	Red Bull KTM Factory Racing	KTM	1'50.529	13	14	0.717 0.016	348.4
7	73 Alex MARQUEZ	SPA	Gresini Racing MotoGP	DUCATI	1'50.615	10	12	0.803 0.086	340.7
8	88 Miguel OLIVEIRA	POR	Trackhouse Racing	APRILIA	1'50.836	11	12	1.024 0.221	345.0
9	25 Raul FERNANDEZ	SPA	Trackhouse Racing	APRILIA	1'50.914	11	12	1.102 0.078	339.6
10	20 Fabio QUARTARARO	FRA	Monster Energy Yamaha MotoGP	YAMAHA	1'51.012	13	14	1.200 0.098	338.6
11	1 Francesco BAGNAIA	ITA	Ducati Lenovo Team	DUCATI	1'51.156	13	13	1.344 0.144	345.0
12	37 Augusto FERNANDEZ	SPA	Red Bull GASGAS Tech3	KTM	1'51.192	11	12	1.380 0.036	341.8
13	23 Enea BASTIANINI	ITA	Ducati Lenovo Team	DUCATI	1'51.251	13	13	1.439 0.059	345.0
14	12 Maverick VIÑALES	SPA	Aprilia Racing	APRILIA	1'51.481	11	12	1.669 0.230	338.6
15	36 Joan MIR	SPA	Repsol Honda Team	HONDA	1'51.632	13	13	1.820 0.151	340.7
16	72 Marco BEZZECCHI	ITA	Pertamina Enduro VR46 Racing Te	DUCATI	1'51.898	10	11	2.086 0.266	341.8
17	49 Fabio DI GIANNANTONIO	ITA	Pertamina Enduro VR46 Racing Te	DUCATI	1'51.901	9	10	2.089 0.003	337.5
18	5 Johann ZARCO	FRA	CASTROL Honda LCR	HONDA	1'52.632	12	12	2.820 0.731	337.5
19	10 Luca MARINI	ITA	Repsol Honda Team	HONDA	1'53.104	10	11	3.292 0.472	341.8
20	42 Alex RINS	SPA	Monster Energy Yamaha MotoGP	YAMAHA	1'53.233	9	11	3.421 0.129	341.8
21	30 Takaaki NAKAGAMI	JPN	IDEMITSU Honda LCR	HONDA	1'53.277	5	10	3.465 0.044	340.7
22	41 Aleix ESPARGARO	SPA	Aprilia Racing	APRILIA	1'54.269	7	8	4.457 0.992	341.8

Practice condition: Dry

Air: 22°

Humidity: 84%

Ground: 25°

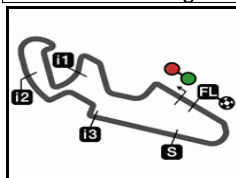
Fastest Lap:	Lap: 11	Marc MARQUEZ	1'49.812	166.4 Km/h
Best Race Lap:	2022	Luca MARINI	1'47.795	169.5 Km/h
All-Time Lap Record:	2024	Marc MARQUEZ	1'45.801	172.7 Km/h

The results are provisional until the end of the limit for protest and appeals.

Time limit for protest expires 60' after publication of the results - Time:

These data/results cannot be reproduced, stored and/or transmitted in whole or in part by any manner of electronic, mechanical, photocopying, recording, broadcasting or otherwise now known or herein after developed without the previous express consent by the copyright owner, except for reproduction in daily press and regular printed publications on sale to the public within 60 days of the event related to those data/results and always provided that copyright symbol appears together as follows below.

© DORNA, 2024



5077 m.

GRAN PREMIO GoPro DE ARAGÓN

Free Practice Nr. 2

Top Speed & Average

12



Rider	Nation	Motorcycle	Top 5 speeds					Average	Top
21 Franco MORBIDELLI	ITA	DUCATI	348.4	344.0	342.9	342.9	341.8	343.4	348.4
33 Brad BINDER	RSA	KTM	348.4	346.1	346.1	346.1	346.1	346.6	348.4
31 Pedro ACOSTA	SPA	KTM	347.3	347.3	347.3	346.1	345.0	346.1	347.3
89 Jorge MARTIN	SPA	DUCATI	347.3	345.0	345.0	345.0	345.0	345.5	347.3
43 Jack MILLER	AUS	KTM	346.1	345.0	342.9	342.9	340.7	342.7	346.1
1 Francesco BAGNAIA	ITA	DUCATI	345.0	345.0	345.0	344.0	342.9	344.1	345.0
23 Enea BASTIANINI	ITA	DUCATI	345.0	345.0	344.0	342.9	342.9	344.0	345.0
88 Miguel OLIVEIRA	POR	APRILIA	345.0	344.0	341.8	341.8	341.8	342.7	345.0
93 Marc MARQUEZ	SPA	DUCATI	342.9	341.8	341.8	340.7	340.7	341.4	342.9
10 Luca MARINI	ITA	HONDA	341.8	341.8	340.7	339.6	339.6	340.4	341.8
37 Augusto FERNANDEZ	SPA	KTM	341.8	340.7	340.7	340.7	340.7	340.9	341.8
41 Aleix ESPARGARO	SPA	APRILIA	341.8	340.7	338.6	337.5	337.5	339.2	341.8
42 Alex RINS	SPA	YAMAHA	341.8	339.6	339.6	338.6	338.6	339.6	341.8
72 Marco BEZZECCHI	ITA	DUCATI	341.8	339.6	339.6	338.6	338.6	339.3	341.8
30 Takaaki NAKAGAMI	JPN	HONDA	340.7	336.5	335.4	335.4	335.4	336.5	340.7
36 Joan MIR	SPA	HONDA	340.7	340.7	340.7	339.6	339.6	340.3	340.7
73 Alex MARQUEZ	SPA	DUCATI	340.7	340.7	339.6	339.6	339.6	340.0	340.7
25 Raul FERNANDEZ	SPA	APRILIA	339.6	337.5	337.5	337.5	336.5	337.4	339.6
12 Maverick VIÑALES	SPA	APRILIA	338.6	337.5	337.5	337.5	337.5	337.7	338.6
20 Fabio QUARTARARO	FRA	YAMAHA	338.6	338.6	337.5	336.5	336.5	337.5	338.6
5 Johann ZARCO	FRA	HONDA	337.5	337.5	337.5	337.5	336.5	337.2	337.5
49 Fabio DI GIANNANTONIO	ITA	DUCATI	337.5	337.5	337.5	337.5	336.5	337.2	337.5

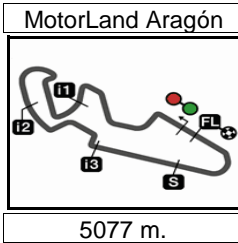
These data/results cannot be reproduced, stored and/or transmitted in whole or in part by any manner of electronic, mechanical, photocopying, recording, broadcasting or otherwise now known or herein after developed without the previous express consent by the copyright owner, except for reproduction in daily press and regular printed publications on sale to the public within 60 days of the event related to those data/results and always provided that copyright symbol appears together as follows below.

© DORNA, 2024

Official MotoGP Timing by TISSOT
www.motogp.com



Alcañiz, Saturday, August 31, 2024



GRAN PREMIO GoPro DE ARAGÓN
Free Practice Nr. 2
Chronological Analysis of Performances

13

* Lap / Sector time cancelled T1 Time from finish line to 1st intermediate T3 Time from 2nd intermed. to 3rd intermed.
P Crossing the finish line in pit lane T2 Time from 1st intermed. to 2nd intermed. T4 Time from 3rd intermediate to finish line
**Tyre data subject to further updates

Lap	Lap Time	T1	T2	T3	T4	Speed	Lap	Lap Time	T1	T2	T3	T4	Speed			
1st	93	Marc MARQUEZ DUCATI SPA						Run # 1	Front Tyre Slick-Soft Rear Tyre Slick-Soft							
		Gresini Racing MotoGP							6 Laps at start 11 Laps at start							
		Runs=3 Total laps=11 Full laps=7 Valid laps=7						1	2'12.437	30.635	36.601	25.890	28.094	335.4		
	Run # 1	Front Tyre Slick-Soft		Rear Tyre Slick-Soft			2	2'02.955	35.678	35.708	23.871	27.698	338.6			
		New Tyre		3 Laps at start			3	1'57.672	34.081	33.617	22.976	26.998	339.6			
1	4'30.226	P	32.963	49.903	26.056	31.759	320.5	4	1'54.706	33.310	32.714	22.494	26.188	339.6		
	Run # 2	Front Tyre Slick-Soft		Rear Tyre Slick-Soft			5	1'53.545	32.506	32.182	22.787	26.070	339.6			
		1 Laps at start		4 Laps at start			6	1'52.828	32.497	32.378	22.236	25.717	340.7			
2	5'40.373		30.718	35.647	23.870	27.032	335.4	7	2'07.021	P	32.336	32.194	31.690	30.801	335.4	
3	1'56.717		33.915	33.756	22.981	26.065	338.6		Run # 2	Front Tyre Slick-Soft		Rear Tyre Slick-Soft				
4	1'53.521		33.000	32.597	22.384	25.540	340.7			8 Laps at start		4 Laps at start				
5	1'52.133		32.254	32.133	22.311	25.435	341.8	8	7'19.251		30.047	34.807	22.928	25.796	340.7	
6	1'58.771	P	32.078	35.171	23.033	28.489	338.6	9	1'51.291		32.266	31.596	22.042	25.387	342.9	
	Run # 3	Front Tyre Slick-Soft		Rear Tyre Slick-Soft			10	1'50.457		31.906	31.487	21.706	25.358	340.7		
		6 Laps at start		9 Laps at start			11	1'57.709		35.079	34.691	22.526	25.413	342.9		
7	5'35.008		30.002	33.113	22.567	26.319	330.3	12	1'50.372		31.663	31.484	21.858	25.367	346.1	
8	1'51.606		32.448	31.862	21.817	25.479	340.7	13	1'51.128		31.999	31.615	21.981	25.533	345.0	
9	1'51.996		31.973	32.780	21.775	25.468	342.9		4th	31	Pedro ACOSTA KTM SPA					
10	1'50.474		31.676	31.536	21.972	25.290	341.8				Red Bull GASGAS Tech3					
11	1'49.812		31.623	31.385	21.527	25.277	340.7				Runs=2 Total laps=12 Full laps=8 Valid laps=8					
	2nd	89	Jorge MARTIN DUCATI SPA						Run # 1	Front Tyre missing data		Rear Tyre missing data				
			Prima Pramac Racing							** Laps at start		** Laps at start				
			Runs=2 Total laps=13 Full laps=10 Valid laps=10					1	2'25.685		32.391	37.623	27.695	28.756	302.6	
	Run # 1	Front Tyre Slick-Medium		Rear Tyre Slick-Soft			2	2'03.915		36.756	35.097	24.378	27.684	315.0		
		7 Laps at start		3 Laps at start			3	2'08.740	P	35.834	35.468	24.865	32.573	316.8		
1	2'40.842		32.373	35.252	24.655	28.615	324.4		Run # 2	Front Tyre Slick-Medium		Rear Tyre Slick-Soft				
2	1'58.671		34.389	34.040	23.627	26.615	341.8			** 8 Laps at start		** 4 Laps at start				
3	1'54.798		33.334	32.720	22.558	26.186	345.0	4	6'25.970		31.451	35.661	23.967	26.650	341.8	
4	1'55.220		32.638	32.245	22.058	28.279	345.0	5	1'55.795		33.710	33.398	22.854	25.833	342.9	
5	1'52.297		32.744	31.915	21.840	25.798	345.0	6	1'53.042		32.595	32.601	22.164	25.682	345.0	
6	1'54.656		31.907	32.336	23.253	27.160	341.8	7	1'51.231		32.156	31.730	21.798	25.547	345.0	
7	1'53.459	P	32.075	31.830	21.813	27.741	347.3	8	1'50.396		31.808	31.675	21.628	25.285	346.1	
	Run # 2	Front Tyre Slick-Medium		Rear Tyre Slick-Soft			9	1'50.881		31.686	31.900	21.908	25.387	345.0		
		14 Laps at start		10 Laps at start			10	1'51.336		31.750	31.529	21.928	26.129	347.3		
8	7'03.363		30.834	34.472	22.231	26.192	338.6	11	1'50.571		31.910	31.533	21.814	25.314	347.3	
9	1'51.190		32.347	31.660	21.731	25.452	342.9	12	1'56.000	P	33.174	32.257	21.895	28.674	347.3	
10	1'50.456		31.819	31.467	21.665	25.505	342.9		5th	21	Franco MORBIDELLI DUCATI ITA					
11	1'50.322		31.900	31.481	21.532	25.409	344.0				Prima Pramac Racing					
12	1'50.384		31.905	31.462	21.563	25.454	344.0				Runs=2 Total laps=13 Full laps=10 Valid laps=10					
13	1'54.592		31.710	31.506	21.711	29.665	345.0		Run # 1	Front Tyre Slick-Medium		Rear Tyre Slick-Soft				
	3rd	43	Jack MILLER KTM AUS							6 Laps at start		3 Laps at start				
			Red Bull KTM Factory Racing					1	2'59.825		32.825	36.161	24.946	28.774	336.5	
			Runs=2 Total laps=13 Full laps=10 Valid laps=10					2	2'02.140		36.144	34.759	23.773	27.464	337.5	

Fastest Lap: Marc MARQUEZ Gresini Racing MotoG SPA 1'49.812 31.623 31.385 21.527 25.277

These data/results cannot be reproduced, stored and/or transmitted in whole or in part by any manner of electronic, mechanical, photocopying, recording, broadcasting or otherwise now known or herein after developed without the previous express consent by the copyright owner, except for reproduction in daily press and regular printed publications on sale to the public within 60 days of the event related to those data/results and always provided that copyright symbol appears together as follows below.
© DORNA, 2024



Free Practice Nr. 2

MotoGP

Lap	Lap Time	T1	T2	T3	T4	Speed	Lap	Lap Time	T1	T2	T3	T4	Speed		
3	1'56.790	34.272	33.288	22.825	26.405	339.6	Run # 1	Front Tyre Slick-Soft	Rear Tyre Slick-Soft						
4	1'54.549	33.231	32.976	22.477	25.865	340.7		New Tyre				4 Laps at start			
5	1'53.615	32.681	32.578	22.217	26.139	341.8	1	2'40.036	32.513	36.674	25.613	28.171	334.4		
6	1'52.659	32.390	32.754	21.954	25.561	341.8	2	1'59.830	35.004	34.140	23.551	27.135	338.6		
7	1'52.689	32.329	32.286	21.939	26.135	340.7	3	1'57.029	34.058	33.612	23.075	26.284	340.7		
8	2'03.377 P	32.532	38.936	23.586	28.323	342.9	4	1'53.656	32.648	32.544	22.376	26.088	340.7		
Run # 2	Front Tyre Slick-Medium	Rear Tyre Slick-Soft					5	1'55.416	33.800	33.129	22.626	25.861	341.8		
		14 Laps at start	11 Laps at start				6	1'54.595	32.164	33.218	23.172	26.041	341.8		
9	5'55.923	35.321	34.107	22.963	25.862	339.6	7	1'51.793	32.229	32.027	21.966	25.571	340.7		
10	1'56.447	32.466	32.238	21.913	29.830	344.0	8	1'58.831 P	34.526	33.622	22.864	27.819	339.6		
11	1'51.888	32.277	31.771	22.081	25.759	348.4	Run # 2	Front Tyre Slick-Soft	Rear Tyre Slick-Soft						
12	2'03.938	41.084	35.358	22.024	25.472	341.8		8 Laps at start				4 Laps at start			
13	1'50.513	31.975	31.558	21.496	25.484	342.9	9	8'15.587	31.906	33.480	23.104	28.765	341.8		
6th	33	Brad BINDER	KTM		RSA		10	1'53.861	32.738	32.253	22.185	26.685	344.0		
		Red Bull KTM Factory Racing					11	1'50.836	32.062	31.731	21.677	25.366	345.0		
		Runs=1 Total laps=14 Full laps=12 Valid laps=12					12	1'53.178	31.886	33.979	21.875	25.438	341.8		
Run # 1	Front Tyre Slick-Medium	Rear Tyre Slick-Soft					9th	25	Raul FERNANDEZ	APRILIA		SPA			
		New Tyre	3 Laps at start						Trackhouse Racing						
								Runs=2 Total laps=12 Full laps=9 Valid laps=9							
1	2'27.713	34.006	39.358	27.885	29.101	320.5	Run # 1	Front Tyre Slick-Soft	Rear Tyre Slick-Soft						
2	2'04.396	37.298	35.316	24.100	27.682	338.6		New Tyre				4 Laps at start			
3	1'58.669	34.794	33.638	23.299	26.938	345.0	1	4'03.809	32.604	35.642	25.269	28.048	332.3		
4	1'56.299	33.300	33.394	22.508	27.097	344.0	2	2'02.844	37.472	34.712	23.713	26.947	334.4		
5	1'53.382	32.665	32.327	22.272	26.118	346.1	3	1'56.367	33.582	33.468	22.721	26.596	334.4		
6	1'54.160	33.153	32.289	22.477	26.241	345.0	4	2'00.596	32.775	32.375	28.747	26.699	336.5		
7	1'52.058	32.369	31.925	22.092	25.672	346.1	5	1'52.823	32.480	32.142	22.148	26.053	336.5		
8	1'51.579	31.938	31.934	21.874	25.833	345.0	6	1'52.225	32.118	31.930	22.249	25.928	337.5		
9	1'54.613	34.099	32.759	21.936	25.819	346.1	7	2'05.491 P	40.333	33.602	22.931	28.625	339.6		
10	1'54.582	32.227	34.558	22.023	25.774	344.0	Run # 2	Front Tyre Slick-Medium	Rear Tyre Slick-Soft						
11	1'51.111	32.174	31.679	21.711	25.547	344.0		8 Laps at start				4 Laps at start			
12	1'50.922	31.887	31.706	21.745	25.584	345.0	8	7'25.321	39.678	35.648	23.013	26.241	335.4		
13	1'50.529	31.815	31.647	21.636	25.431	346.1	9	1'52.785	32.622	32.124	22.141	25.898	336.5		
14	1'53.989 P	31.690	31.949	21.919	28.431	348.4	10	1'51.408	32.092	31.867	21.883	25.566	337.5		
7th	73	Alex MARQUEZ	DUCATI		SPA		11	1'50.914	31.828	31.742	21.759	25.585	337.5		
		Gresini Racing MotoGP					12	2'09.651	45.299	34.908	22.400	27.044	324.4		
		Runs=2 Total laps=12 Full laps=9 Valid laps=9					10th	20	Fabio QUARTARARO	YAMAHA		FRA			
Run # 1	Front Tyre Slick-Soft	Rear Tyre Slick-Soft							Monster Energy Yamaha MotoGP Team						
		New Tyre	4 Laps at start						Runs=1 Total laps=14 Full laps=12 Valid laps=12						
1	2'11.818 *	32.752	38.233	25.807	28.015*	335.4	Run # 1	Front Tyre Slick-Soft	Rear Tyre Slick-Soft						
2	2'03.846	35.990	36.118	24.395	27.343	340.7		New Tyre				5 Laps at start			
3	1'58.434	34.382	34.036	23.253	26.763	339.6	1	2'54.518	31.915	36.736	25.111	29.086	330.3		
4	1'56.106	33.618	33.236	22.794	26.458	339.6	2	2'09.993	35.573	34.899	31.054	28.467	333.4		
5	2'02.711 P	35.312	34.525	23.939	28.935	332.3	3	2'01.303	34.648	35.279	23.615	27.761	333.4		
Run # 2	Front Tyre Slick-Medium	Rear Tyre Slick-Soft					4	1'57.083	33.715	33.532	22.756	27.080	334.4		
		7 Laps at start	9 Laps at start				5	1'55.509	32.739	33.813	22.321	26.636	335.4		
6	10'07.198	31.876	36.072	22.948	25.954	339.6	6	1'53.682	32.533	32.554	22.085	26.510	333.4		
7	1'52.952	32.860	32.243	22.076	25.773	337.5	7	1'52.954	32.497	32.379	21.880	26.198	334.4		
8	1'51.697	32.160	31.853	21.892	25.792	338.6	8	1'52.702	32.381	32.236	21.869	26.216	336.5		
9	1'51.099	31.987	31.852	21.620	25.640	338.6	9	1'55.241	32.134	32.060	24.795	26.252	335.4		
10	1'50.615	31.748	31.380	21.870	25.617	340.7	10	1'51.586	32.095	31.787	21.840	25.864	338.6		
11	1'51.524	31.747	31.610	22.522	25.645	338.6	11	1'51.437	31.984	31.890	21.794	25.769	338.6		
12	1'52.287	31.821	31.684	22.434	26.348	335.4	12	1'54.655	34.384	32.642	21.771	25.858	337.5		
8th	88	Miguel OLIVEIRA	APRILIA		POR		13	1'51.012	31.955	31.851	21.573	25.633	336.5		
		Trackhouse Racing					14	1'55.623 P	31.813	33.261	21.878	28.671	335.4		
		Runs=2 Total laps=12 Full laps=9 Valid laps=9					Fastest Lap:	Marc MARQUEZ	Gresini Racing MotoG	SPA	1'49.812	31.623	31.385	21.527	25.277

These data/results cannot be reproduced, stored and/or transmitted in whole or in part by any manner of electronic, mechanical, photocopying, recording, broadcasting or otherwise now known or herein after developed without the previous express consent by the copyright owner, except for reproduction in daily press and regular printed publications on sale to the public within 60 days of the event related to those data/results and always provided that copyright symbol appears together as follows below.
© DORNA, 2024



Free Practice Nr. 2

MotoGP

Lap	Lap Time	T1	T2	T3	T4	Speed	Lap	Lap Time	T1	T2	T3	T4	Speed	
11th	1	Francesco BAGNAIA DUCATI ITA						Run # 2	Front Tyre Slick-Medium Rear Tyre Slick-Soft					
		Ducati Lenovo Team							8 Laps at start					14 Laps at start
		Runs=2		Total laps=13		Full laps=10	Valid laps=10							
	Run # 1	Front Tyre	Slick-Soft	Rear Tyre	Slick-Soft									
		New Tyre		3 Laps at start										
	1	2'17.740	32.230	37.245	26.307	28.846	320.5	10	6'31.772	29.988	34.681	22.404	25.925	345.0
	2	2'01.688	35.816	34.191	24.178	27.503	332.3	11	1'53.522	32.024	32.090	23.578	25.830	342.9
	3	1'58.377	34.537	33.862	23.271	26.707	342.9	12	1'51.684	31.932	32.129	21.909	25.714	344.0
	4	1'55.090	33.497	32.809	22.727	26.057	344.0	13	1'51.251	32.073	31.882	21.699	25.597	341.8
	5	1'54.220	32.829	32.999	22.394	25.998	345.0							
	6	1'53.046	32.632	32.278	22.402	25.734	345.0							
	7	1'52.074	32.205	31.945	22.209	25.715	345.0							
	8	2'01.208 P	35.958	34.033	22.891	28.326	342.9							
	Run # 2	Front Tyre	Slick-Soft	Rear Tyre	Slick-Soft									
		8 Laps at start		11 Laps at start										
	9	7'19.301	32.142	33.966	24.191	27.346	304.3							
	10	1'53.126	32.778	31.942	21.958	26.448	341.8							
	11	1'52.795	32.959	32.270	21.938	25.628	339.6							
	12	1'51.434	32.051	32.095	21.816	25.472	340.7							
	13	1'51.156	31.923	31.681	21.894	25.658	340.7							
12th	37	Augusto FERNANDEZ KTM SPA						Run # 3	Front Tyre Slick-Medium Rear Tyre Slick-Soft					
		Red Bull GASGAS Tech3							3 Laps at start					3 Laps at start
		Runs=2		Total laps=12		Full laps=8	Valid laps=8							
	Run # 1	Front Tyre	missing data	Rear Tyre	missing data									
		**	Laps at start	**	Laps at start									
	1	2'25.561	33.005	44.445	27.011	29.122	294.4	8	3'16.118	29.646	33.581	22.738	26.070	337.5
	2	2'03.975	36.445	35.167	24.242	28.121	315.9	9	1'53.182	32.432	32.699	22.150	25.901	338.6
	3	2'06.092 P	34.983	35.117	24.660	31.332	306.9	10	1'52.378	32.108	31.922	21.699	26.649	337.5
	Run # 2	Front Tyre	Slick-Soft	Rear Tyre	Slick-Soft			11	1'51.481	31.860	31.880	21.885	25.856	337.5
		**	New Tyre	**	3 Laps at start			12	1'51.615	31.950	31.883	21.956	25.826	337.5
	4	9'49.517	32.299	35.424	24.446	27.509	337.5							
	5	1'56.395	34.033	33.261	22.623	26.478	340.7							
	6	1'53.747	32.844	32.529	22.177	26.197	341.8							
	7	1'52.655	32.586	32.045	22.127	25.897	340.7							
	8	1'51.866	32.120	31.952	21.871	25.923	340.7							
	9	1'53.176	32.175	31.982	22.869	26.150	338.6							
	10	1'51.307	32.082	31.671	21.700	25.854	340.7							
	11	1'51.192	31.974	31.796	21.663	25.759	340.7							
	12	1'57.986 P	31.808	32.327	24.742	29.109	335.4							
13th	23	Enea BASTIANINI DUCATI ITA						Run # 1	Front Tyre Slick-Soft Rear Tyre Slick-Soft					
		Ducati Lenovo Team							4 Laps at start					4 Laps at start
		Runs=2		Total laps=13		Full laps=10	Valid laps=10							
	Run # 1	Front Tyre	Slick-Soft	Rear Tyre	Slick-Soft									
		New Tyre		5 Laps at start										
	1	2'26.660	31.951	36.756	26.986	28.749	330.3	1	2'15.776	31.646	36.323	24.925	28.123	335.4
	2	2'03.420	36.421	35.286	24.008	27.705	331.3	2	2'03.707	35.848	35.580	24.147	28.132	316.8
	3	1'58.714	34.635	34.293	23.160	26.626	340.7	3	1'59.970	35.069	33.944	23.751	27.206	334.4
	4	1'56.720	33.210	32.528	23.115	27.867	338.6	4	1'58.078	33.454	33.122	24.195	27.307	336.5
	5	1'54.449	32.907	32.666	22.762	26.114	340.7	5	1'55.723	33.393	32.808	22.791	26.731	340.7
	6	1'53.359	32.438	32.523	22.337	26.061	340.7	6	1'54.664	32.996	32.759	22.693	26.216	339.6
	7	1'52.795	32.256	32.328	22.310	25.901	340.7	7	1'53.838	32.964	32.515	22.449	25.910	340.7
	8	1'53.348	32.040	32.763	22.592	25.953	345.0	8	1'56.708 P	32.582	32.535	22.366	29.225	340.7
	9	1'54.542 P	32.076	32.044	21.736	28.686	342.9							
	Run # 2	Front Tyre	Slick-Soft	Rear Tyre	Slick-Soft									
		12 Laps at start		12 Laps at start										
	9	6'53.762	31.239	34.075	22.878	26.314	337.5							
	10	1'54.065	33.251	32.642	22.268	25.904	337.5							
	11	1'52.990	32.415	32.357	22.329	25.889	337.5							
	12	1'52.244	32.289	32.048	22.038	25.869	338.6							
	13	1'51.632	32.142	31.849	21.942	25.699	339.6							
16th	72	Marco BEZZECCHI DUCATI ITA						Run # 1	Front Tyre Slick-Soft Rear Tyre Slick-Soft					
		Pertamina Enduro VR46 Racing Team							14 Laps at start					4 Laps at start
		Runs=3		Total laps=11		Full laps=6	Valid laps=6							
	Run # 1	Front Tyre	Slick-Soft	Rear Tyre	Slick-Soft									
		14 Laps at start		4 Laps at start										
	1	2'14.621	32.051	36.798	25.068	29.104	326.3							

Fastest Lap: Marc MARQUEZ Gresini Racing MotoG SPA **1'49.812** 31.623 31.385 21.527 25.277

These data/results cannot be reproduced, stored and/or transmitted in whole or in part by any manner of electronic, mechanical, photocopying, recording, broadcasting or otherwise now known or herein after developed without the previous express consent by the copyright owner, except for reproduction in daily press and regular printed publications on sale to the public within 60 days of the event related to those data/results and always provided that copyright symbol appears together as follows below.
© DORNA, 2024

Official MotoGP Timing by TISSOT
www.motogp.com



Alcañiz, Saturday, August 31, 2024

Page 3 of 5

Free Practice Nr. 2

MotoGP

Lap	Lap Time	T1	T2	T3	T4	Speed
2	2'04.580	36.793	35.690	24.047	28.050	313.1
3	2'01.366 P	34.660	33.885	23.166	29.655	332.3
Run # 2	Front Tyre Slick-Soft	Rear Tyre Slick-Soft				
	17 Laps at start		3 Laps at start			
4	6'02.150 P	38.164	48.040	33.797	46.289	154.1
Run # 3	Front Tyre Slick-Soft	Rear Tyre Slick-Soft				
	18 Laps at start		4 Laps at start			
5	5'51.099	31.478	35.645	24.247	27.096	338.6
6	1'58.347	34.471	33.503	22.792	27.581	339.6
7	1'54.611	32.962	32.861	22.398	26.390	338.6
8	1'52.798	32.537	32.326	22.022	25.913	338.6
9	1'54.612	32.226	31.834	24.050	26.502	338.6
10	1'51.898	32.033	31.947	21.912	26.006	341.8
11	2'06.473 P	36.119	36.915	23.023	30.416	339.6

Lap	Lap Time	T1	T2	T3	T4	Speed
17th 49	Fabio DI GIANNANTONI	DUCATI			ITA	
	Pertamina Enduro VR46 Racing Team					
	Runs=2	Total laps=10	Full laps=6	Valid laps=6		
Run # 1	Front Tyre Slick-Soft	Rear Tyre Slick-Soft				
	3 Laps at start		11 Laps at start			
1	2'27.765	32.361	37.862	27.705	29.010	312.2
2	2'02.943	36.257	35.347	23.918	27.421	336.5
3	2'01.182 P	34.256	34.375	22.995	29.556	337.5
Run # 2	Front Tyre Slick-Soft	Rear Tyre Slick-Soft				
	6 Laps at start		3 Laps at start			
4	7'08.724	31.929	34.722	23.524	26.881	333.4
5	1'55.650	33.374	33.323	22.532	26.421	335.4
6	1'53.303	32.335	32.672	22.293	26.003	336.5
7	1'56.056	32.172	32.252	25.201	26.431	337.5
8	1'52.603	32.028	32.375	22.403	25.797	337.5
9	1'51.901	31.811	31.898	22.389	25.803	337.5
10	2'08.597 P	38.518	34.974	24.814	30.291	332.3

Lap	Lap Time	T1	T2	T3	T4	Speed
18th 5	Johann ZARCO	HONDA			FRA	
	CASTROL Honda LCR					
	Runs=3	Total laps=12	Full laps=7	Valid laps=7		
Run # 1	Front Tyre missing data	Rear Tyre missing data				
	**	**		Laps at start		
1	2'08.480	31.589	38.188	26.659	28.738	327.3
2	2'09.475	37.468	37.691	25.733	28.583	328.3
3	2'16.256 P	37.366	37.021	25.265	36.604	330.3
Run # 2	Front Tyre Slick-Soft	Rear Tyre Slick-Soft				
	**	**		3 Laps at start		
4	5'16.254	31.200	35.670	24.147	27.380	333.4
5	1'57.356	34.520	33.602	22.740	26.494	335.4
6	1'54.594	33.165	32.678	22.680	26.071	336.5
7	1'54.568	32.867	32.829	22.679	26.193	337.5
8	1'53.276	32.878	32.365	22.147	25.886	336.5
9	1'52.988	32.391	32.287	22.430	25.880	337.5
10	2'02.945 P	32.559	32.266	27.733	30.387	327.3
Run # 3	Front Tyre Slick-Medium	Rear Tyre Slick-Soft				
	**	**		4 Laps at start		
11	6'16.202	30.008	34.247	22.903	25.743	337.5
12	1'52.632	32.406	32.245	22.241	25.740	337.5

Lap	Lap Time	T1	T2	T3	T4	Speed
19th 10	Luca MARINI	HONDA			ITA	
	Repsol Honda Team					
	Runs=2	Total laps=11	Full laps=7	Valid laps=7		
Run # 1	Front Tyre Slick-Soft	Rear Tyre Slick-Soft				
	New Tyre		4 Laps at start			
1	2'14.071	35.463	38.741	26.391	29.415	321.5
2	2'04.996	37.109	35.673	24.004	28.210	317.7
3	2'00.296	35.272	34.096	23.585	27.343	339.6
4	1'56.619	33.847	33.233	22.642	26.897	338.6
5	1'58.613 P	33.218	33.136	22.765	29.494	341.8
Run # 2	Front Tyre Slick-Soft	Rear Tyre Slick-Soft				
	5 Laps at start		9 Laps at start			
6	10'17.954	30.363	33.860	22.833	26.880	339.6
7	1'54.963	33.444	32.922	22.213	26.384	339.6
8	1'53.842	32.847	32.544	22.305	26.146	340.7
9	1'53.120	32.377	32.432	22.182	26.129	339.6
10	1'53.104	32.454	32.339	22.203	26.108	341.8
11	2'07.887 P	37.862	35.939	24.184	29.902	332.3

Lap	Lap Time	T1	T2	T3	T4	Speed
20th 42	Alex RINS	YAMAHA			SPA	
	Monster Energy Yamaha MotoGP Team					
	Runs=2	Total laps=11	Full laps=7	Valid laps=7		
Run # 1	Front Tyre Slick-Soft	Rear Tyre Slick-Soft				
	18 Laps at start		9 Laps at start			
1	4'36.276	34.997	36.551	24.798	28.500	335.4
2	2'02.176	35.365	36.069	23.645	27.097	339.6
3	1'56.970	33.641	33.552	22.815	26.962	337.5
4	1'58.327	33.119	33.277	22.694	29.237	337.5
5	1'54.608	32.967	32.705	22.372	26.564	337.5
6	1'59.633 P	32.988	34.504	23.215	28.926	336.5
Run # 2	Front Tyre Slick-Soft	Rear Tyre Slick-Soft				
	New Tyre		3 Laps at start			
7	5'52.924	33.725	36.228	23.269	26.505	341.8
8	1'53.943	32.898	32.716	22.089	26.240	338.6
9	1'53.233	32.514	32.450	22.032	26.237	338.6
10	1'56.184	32.392	34.037	22.978	26.777	339.6
11	2'03.703 P	38.811	33.891	22.616	28.385	335.4

Lap	Lap Time	T1	T2	T3	T4	Speed
21st 30	Takaaki NAKAGAMI	HONDA			JPN	
	IDEMITSU Honda LCR					
	Runs=2	Total laps=10	Full laps=6	Valid laps=6		
Run # 1	Front Tyre Slick-Soft	Rear Tyre Slick-Soft				
	New Tyre		4 Laps at start			
1	8'43.510	38.357	40.429	25.771	28.680	328.3
2	2'01.353	35.956	34.710	23.508	27.179	332.3
3	1'56.151	33.893	33.591	22.406	26.261	335.4
4	1'53.677	32.879	32.671	22.124	26.003	334.4
5	1'53.277	32.468	32.992	21.992	25.825	335.4
6	1'53.632	32.039	32.945	22.318	26.330	340.7
7	2'00.528 P	34.627	34.340	22.468	29.093	336.5
Run # 2	Front Tyre Slick-Soft	Rear Tyre Slick-Soft				
	7 Laps at start		11 Laps at start			
8	6'45.975	31.472	35.978	23.066	26.395	335.4
9	1'54.518	32.537	32.566	23.169	26.246	335.4
10	1'57.917 P	32.761	34.067	22.250	28.839	334.4

Fastest Lap: Marc MARQUEZ Gresini Racing MotoG SPA **1'49.812** 31.623 31.385 21.527 25.277

These data/results cannot be reproduced, stored and/or transmitted in whole or in part by any manner of electronic, mechanical, photocopying, recording, broadcasting or otherwise now known or herein after developed without the previous express consent by the copyright owner, except for reproduction in daily press and regular printed publications on sale to the public within 60 days of the event related to those data/results and always provided that copyright symbol appears together as follows below.
© DORNA, 2024

Official MotoGP Timing by TISSOT
www.motogp.com



Alcañiz, Saturday, August 31, 2024

Free Practice Nr. 2

MotoGP

Lap	Lap Time	T1	T2	T3	T4	Speed	Lap	Lap Time	T1	T2	T3	T4	Speed
22nd	41	Aleix ESPARGARO		APRILIA		SPA							
		Aprilia Racing											
		Runs=2	Total laps=8	Full laps=4	Valid laps=4								
Run #	1	Front Tyre Slick-Medium			Rear Tyre Slick-Soft								
		7 Laps at start			3 Laps at start								
1	13'27.120	32.249	35.319	24.013	28.148	335.4							
2	2'00.391	35.266	34.609	23.341	27.175	337.5							
3	1'57.644	34.050	33.616	23.035	26.943	337.5							
4	1'55.728	33.670	33.162	22.416	26.480	338.6							
5	2'06.848 P	33.018	35.952	26.908	30.970	305.2							
Run #	2	Front Tyre Slick-Medium			Rear Tyre Slick-Soft								
		12 Laps at start			8 Laps at start								
6	5'46.172	30.874	35.251	22.518	26.263	341.8							
7	1'54.269	32.892	32.575	22.542	26.260	340.7							
8	2'11.159 P	39.576	35.309	26.600	29.674	327.3							

Fastest Lap:	Marc MARQUEZ	Gresini Racing MotoG	SPA	1'49.812	31.623	31.385	21.527	25.277
---------------------	--------------	----------------------	-----	-----------------	--------	--------	--------	--------

These data/results cannot be reproduced, stored and/or transmitted in whole or in part by any manner of electronic, mechanical, photocopying, recording, broadcasting or otherwise now known or herein after developed without the previous express consent by the copyright owner, except for reproduction in daily press and regular printed publications on sale to the public within 60 days of the event related to those data/results and always provided that copyright symbol appears together as follows below.

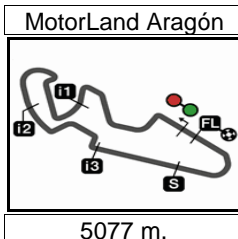
© DORNA, 2024

Official MotoGP Timing by **TISSOT**
www.motogp.com



Alcañiz, Saturday, August 31, 2024

Page 5 of 5




GRAN PREMIO GoPro DE ARAGÓN

Free Practice Nr. 2

Combined Practice Times

7

	Rider	Nation	Team	MOTORCYCLE	FP1	FP2	Gap
1	93 M.MARQUEZ	SPA	Gresini Racing MotoGP	DUCATI	1'48.289	12	1'49.812 11
2	89 J.MARTIN	SPA	Prima Pramac Racing	DUCATI	1'48.772	10	1'50.322 11 0.483 0.483
3	31 P.ACOSTA	SPA	Red Bull GASGAS Tech3	KTM	1'48.902	10	1'50.396 8 0.613 0.130
4	33 B.BINDER	RSA	Red Bull KTM Factory Racing	KTM	1'48.952	16	1'50.529 13 0.663 0.050
5	49 F.DI GIANNANTO	ITA	Pertamina Enduro VR46 Racing Team	DUCATI	1'48.954	9	1'51.901 9 0.665 0.002
6	73 A.MARQUEZ	SPA	Gresini Racing MotoGP	DUCATI	1'49.044	16	1'50.615 10 0.755 0.090
7	88 M.OLIVEIRA	POR	Trackhouse Racing	APRILIA	1'49.086	7	1'50.836 11 0.797 0.042
8	43 J.MILLER	AUS	Red Bull KTM Factory Racing	KTM	1'49.115	7	1'50.372 12 0.826 0.029
9	23 E.BASTIANINI	ITA	Ducati Lenovo Team	DUCATI	1'49.220	18	1'51.251 13 0.931 0.105
10	21 F.MORBIDELLI	ITA	Prima Pramac Racing	DUCATI	1'49.261	16	1'50.513 13 0.972 0.041
11	72 M.BEZZECCHI	ITA	Pertamina Enduro VR46 Racing Team	DUCATI	1'49.371	17	1'51.898 10 1.082 0.110
12	12 M.VIÑALES	SPA	Aprilia Racing	APRILIA	1'49.449	12	1'51.481 11 1.160 0.078
13	36 J.MIR	SPA	Repsol Honda Team	HONDA	1'49.565	15	1'51.632 13 1.276 0.116
14	42 A.RINS	SPA	Monster Energy Yamaha MotoGP Team	YAMAHA	1'49.648	18	1'53.233 9 1.359 0.083
15	30 T.NAKAGAMI	JPN	IDEMITSU Honda LCR	HONDA	1'49.655	17	1'53.277 5 1.366 0.007
16	37 A.FERNANDEZ	SPA	Red Bull GASGAS Tech3	KTM	1'49.669	8	1'51.192 11 1.380 0.014
17	5 J.ZARCO	FRA	CASTROL Honda LCR	HONDA	1'49.766	6	1'52.632 12 1.477 0.097
18	20 F.QUARTARARO	FRA	Monster Energy Yamaha MotoGP Team	YAMAHA	1'50.011	16	1'51.012 13 1.722 0.245
19	10 L.MARINI	ITA	Repsol Honda Team	HONDA	1'50.045	12	1'53.104 10 1.756 0.034
20	25 R.FERNANDEZ	SPA	Trackhouse Racing	APRILIA	1'50.133	15	1'50.914 11 1.844 0.088
21	1 F.BAGNAIA	ITA	Ducati Lenovo Team	DUCATI	1'50.216	7	1'51.156 13 1.927 0.083
22	41 A.ESPARGARO	SPA	Aprilia Racing	APRILIA	1'51.463	13	1'54.269 7 3.174 1.247

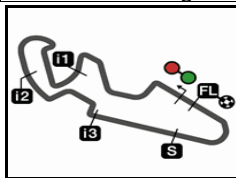
Pole Position Record:	2022	Francesco BAGNAIA	1'46.069	172.3 Km/h
Best Race Lap:	2022	Luca MARINI	1'47.795	169.5 Km/h
All Time Lap Record:	2024	Marc MARQUEZ	1'45.801	172.7 Km/h

The results are provisional until the end of the limit for protest and appeals.

Time limit for protest expires 60' after publication of the results - Time:

These data/results cannot be reproduced, stored and/or transmitted in whole or in part by any manner of electronic, mechanical, photocopying, recording, broadcasting or otherwise now known or herein after developed without the previous express consent by the copyright owner, except for reproduction in daily press and regular printed publications on sale to the public within 60 days of the event related to those data/results and always provided that copyright symbol appears together as follows below.

© DORNA, 2024



5077 m.

GRAN PREMIO GoPro DE ARAGÓN

Free Practice Nr. 2

Best Partial Times

MotoGP™

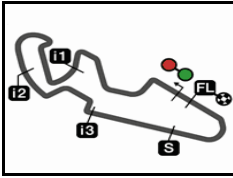
IT Ideal Lap Time, sum of the best partial times

BT Best Lap Time

T1		T2		T3		T4				IT		BT	
Pos	Rider	Time	Rider	Time	Rider	Time	Rider	Time	Pos	Rider	IT	BT	
	1M.MARQUEZ	31.623	A.MARQUEZ	31.380	F.MORBIDELLI	21.496	M.MARQUEZ	25.277	1	M.MARQUEZ	1'49.812	1'49.812	(1)
	2J.MILLER	31.663	M.MARQUEZ	31.385	M.MARQUEZ	21.527	P.ACOSTA	25.285	2	J.MARTIN	1'50.113	1'50.322	(2)
	3P.ACOSTA	31.686	J.MARTIN	31.462	J.MARTIN	21.532	J.MILLER	25.358	3	P.ACOSTA	1'50.128	1'50.396	(4)
	4B.BINDER	31.690	J.MILLER	31.484	F.QUARTARARO	21.573	M.OLIVEIRA	25.366	4	J.MILLER	1'50.211	1'50.372	(3)
	5J.MARTIN	31.710	P.ACOSTA	31.529	A.MARQUEZ	21.620	J.MARTIN	25.409	5	A.MARQUEZ	1'50.364	1'50.615	(7)
	6A.MARQUEZ	31.747	F.MORBIDELLI	31.558	P.ACOSTA	21.628	B.BINDER	25.431	6	B.BINDER	1'50.404	1'50.529	(6)
	7A.FERNANDEZ	31.808	B.BINDER	31.647	B.BINDER	21.636	F.BAGNAIA	25.472	7	F.MORBIDELLI	1'50.501	1'50.513	(5)
	8F.DI GIANNANTO	31.811	A.FERNANDEZ	31.671	A.FERNANDEZ	21.663	F.MORBIDELLI	25.472	8	M.OLIVEIRA	1'50.660	1'50.836	(8)
	9F.QUARTARARO	31.813	F.BAGNAIA	31.681	M.OLIVEIRA	21.677	R.FERNANDEZ	25.566	9	F.QUARTARAR	1'50.806	1'51.012	(10)
	10R.FERNANDEZ	31.828	M.OLIVEIRA	31.731	M.VIÑALES	21.699	E.BASTIANINI	25.597	10	F.BAGNAIA	1'50.892	1'51.156	(11)
	11M.VIÑALES	31.860	R.FERNANDEZ	31.742	E.BASTIANINI	21.699	A.MARQUEZ	25.617	11	R.FERNANDEZ	1'50.895	1'50.914	(9)
	12M.OLIVEIRA	31.886	F.QUARTARARO	31.787	J.MILLER	21.706	F.QUARTARARO	25.633	12	A.FERNANDEZ	1'50.901	1'51.192	(12)
	13F.BAGNAIA	31.923	M.BEZZECCHI	31.834	R.FERNANDEZ	21.759	J.MIR	25.699	13	E.BASTIANINI	1'51.110	1'51.251	(13)
	14E.BASTIANINI	31.932	M.VIÑALES	31.844	F.BAGNAIA	21.816	J.ZARCO	25.740	14	M.VIÑALES	1'51.229	1'51.481	(14)
	15F.MORBIDELLI	31.975	J.MIR	31.849	M.BEZZECCHI	21.912	A.FERNANDEZ	25.759	15	J.MIR	1'51.632	1'51.632	(15)
	16M.BEZZECCHI	32.033	E.BASTIANINI	31.882	J.MIR	21.942	F.DI GIANNANTO	25.797	16	M.BEZZECCHI	1'51.692	1'51.898	(16)
	17T.NAKAGAMI	32.039	F.DI GIANNANTO	31.898	T.NAKAGAMI	21.992	T.NAKAGAMI	25.825	17	F.DI GIANNAN	1'51.799	1'51.901	(17)
	18J.MIR	32.142	J.ZARCO	32.245	A.RINS	22.032	M.VIÑALES	25.826	18	T.NAKAGAMI	1'52.422	1'53.277	(21)
	19L.MARINI	32.377	L.MARINI	32.339	J.ZARCO	22.147	M.BEZZECCHI	25.913	19	J.ZARCO	1'52.523	1'52.632	(18)
	20J.ZARCO	32.391	A.RINS	32.450	L.MARINI	22.182	L.MARINI	26.108	20	L.MARINI	1'53.006	1'53.104	(19)
	21A.RINS	32.392	T.NAKAGAMI	32.566	F.DI GIANNANTO	22.293	A.RINS	26.237	21	A.RINS	1'53.111	1'53.233	(20)
	22A.ESPARGARO	32.892	A.ESPARGARO	32.575	A.ESPARGARO	22.416	A.ESPARGARO	26.260	22	A.ESPARGAR	1'54.143	1'54.269	(22)

These data/results cannot be reproduced, stored and/or transmitted in whole or in part by any manner of electronic, mechanical, photocopying, recording, broadcasting or otherwise now known or herein after developed without the previous express consent by the copyright owner, except for reproduction in daily press and regular printed publications on sale to the public within 60 days of the event related to those data/results and always provided that copyright symbol appears together as follows below.

© DORNA, 2024



5077 m.

GRAN PREMIO GoPro DE ARAGÓN

Free Practice Nr. 2

Fastest Laps Sequence

<i>Practice Time</i>	 <i>Rider</i>	<i>Nation</i>	<i>Motorcycle</i>	<i>Time</i>	<i>Km/h</i>	<i>Rider's Lap</i>
4'15.392	43 Jack MILLER	AUS	KTM	2'02.955	148.6	2
4'19.428	1 Francesco BAGNAIA	ITA	DUCATI	2'01.688	150.1	2
4'39.513	89 Jorge MARTIN	SPA	DUCATI	1'58.671	154.0	2
6'13.064	43 Jack MILLER	AUS	KTM	1'57.672	155.3	3
6'34.311	89 Jorge MARTIN	SPA	DUCATI	1'54.798	159.2	3
8'07.770	43 Jack MILLER	AUS	KTM	1'54.706	159.3	4
8'30.551	88 Miguel OLIVEIRA	POR	APRILIA	1'53.656	160.8	4
10'01.315	43 Jack MILLER	AUS	KTM	1'53.545	160.9	5
10'20.459	33 Brad BINDER	RSA	KTM	1'53.382	161.2	5
10'21.828	89 Jorge MARTIN	SPA	DUCATI	1'52.297	162.7	5
13'48.664	25 Raul FERNANDEZ	SPA	APRILIA	1'52.225	162.8	6
13'52.235	1 Francesco BAGNAIA	ITA	DUCATI	1'52.074	163.0	7
14'06.677	33 Brad BINDER	RSA	KTM	1'52.058	163.1	7
14'12.355	88 Miguel OLIVEIRA	POR	APRILIA	1'51.793	163.4	7
15'58.256	33 Brad BINDER	RSA	KTM	1'51.579	163.8	8
18'44.378	31 Pedro ACOSTA	SPA	KTM	1'51.231	164.3	7
20'34.774	31 Pedro ACOSTA	SPA	KTM	1'50.396	165.5	8
26'45.274	89 Jorge MARTIN	SPA	DUCATI	1'50.322	165.6	11
30'50.637	93 Marc MARQUEZ	SPA	DUCATI	1'49.812	166.4	11

These data/results cannot be reproduced, stored and/or transmitted in whole or in part by any manner of electronic, mechanical, photocopying, recording, broadcasting or otherwise now known or herein after developed without the previous express consent by the copyright owner, except for reproduction in daily press and regular printed publications on sale to the public within 60 days of the event related to those data/results and always provided that copyright symbol appears together as follows below.

© DORNA, 2024