


5077 m.

## GRAN PREMIO GoPro DE ARAGÓN

## Free Practice Nr. 1

## Classification

3

	Rider	Nation	Team	Motorcycle	Time	Lap	Total	Gap	Top Speed
1	93 <b>Marc MARQUEZ</b>	SPA	Gresini Racing MotoGP	DUCATI	<b>1'48.289</b>	12	13		<b>346.1</b>
2	89 <b>Jorge MARTIN</b>	SPA	Prima Pramac Racing	DUCATI	<b>1'48.772</b>	10	18	0.483	0.483 <b>341.8</b>
3	31 <b>Pedro ACOSTA</b>	SPA	Red Bull GASGAS Tech3	KTM	<b>1'48.902</b>	10	18	0.613	0.130 <b>345.0</b>
4	33 <b>Brad BINDER</b>	RSA	Red Bull KTM Factory Racing	KTM	<b>1'48.952</b>	16	19	0.663	0.050 <b>344.0</b>
5	49 <b>Fabio DI GIANNANTONIO</b>	ITA	Pertamina Enduro VR46 Racing Te	DUCATI	<b>1'48.954</b>	9	13	0.665	0.002 <b>337.5</b>
6	73 <b>Alex MARQUEZ</b>	SPA	Gresini Racing MotoGP	DUCATI	<b>1'49.044</b>	16	18	0.755	0.090 <b>340.7</b>
7	88 <b>Miguel OLIVEIRA</b>	POR	Trackhouse Racing	APRILIA	<b>1'49.086</b>	7	18	0.797	0.042 <b>344.0</b>
8	43 <b>Jack MILLER</b>	AUS	Red Bull KTM Factory Racing	KTM	<b>1'49.115</b>	7	19	0.826	0.029 <b>347.3</b>
9	23 <b>Enea BASTIANINI</b>	ITA	Ducati Lenovo Team	DUCATI	<b>1'49.220</b>	18	20	0.931	0.105 <b>341.8</b>
10	21 <b>Franco MORBIDELLI</b>	ITA	Prima Pramac Racing	DUCATI	<b>1'49.261</b>	16	16	0.972	0.041 <b>340.7</b>
11	72 <b>Marco BEZZECCHI</b>	ITA	Pertamina Enduro VR46 Racing Te	DUCATI	<b>1'49.371</b>	17	17	1.082	0.110 <b>344.0</b>
12	12 <b>Maverick VIÑALES</b>	SPA	Aprilia Racing	APRILIA	<b>1'49.449</b>	12	16	1.160	0.078 <b>339.6</b>
13	36 <b>Joan MIR</b>	SPA	Repsol Honda Team	HONDA	<b>1'49.565</b>	15	16	1.276	0.116 <b>344.0</b>
14	42 <b>Alex RINS</b>	SPA	Monster Energy Yamaha MotoGP	YAMAHA	<b>1'49.648</b>	18	18	1.359	0.083 <b>339.6</b>
15	30 <b>Takaaki NAKAGAMI</b>	JPN	IDEMITSU Honda LCR	HONDA	<b>1'49.655</b>	17	18	1.366	0.007 <b>338.6</b>
16	37 <b>Augusto FERNANDEZ</b>	SPA	Red Bull GASGAS Tech3	KTM	<b>1'49.669</b>	8	19	1.380	0.014 <b>342.9</b>
17	5 <b>Johann ZARCO</b>	FRA	CASTROL Honda LCR	HONDA	<b>1'49.766</b>	6	18	1.477	0.097 <b>341.8</b>
18	20 <b>Fabio QUARTARARO</b>	FRA	Monster Energy Yamaha MotoGP	YAMAHA	<b>1'50.011</b>	16	19	1.722	0.245 <b>335.4</b>
19	10 <b>Luca MARINI</b>	ITA	Repsol Honda Team	HONDA	<b>1'50.045</b>	12	17	1.756	0.034 <b>345.0</b>
20	25 <b>Raul FERNANDEZ</b>	SPA	Trackhouse Racing	APRILIA	<b>1'50.133</b>	15	16	1.844	0.088 <b>340.7</b>
21	1 <b>Francesco BAGNAIA</b>	ITA	Ducati Lenovo Team	DUCATI	<b>1'50.216</b>	7	14	1.927	0.083 <b>340.7</b>
22	41 <b>Aleix ESPARGARO</b>	SPA	Aprilia Racing	APRILIA	<b>1'51.463</b>	13	14	3.174	1.247 <b>342.9</b>

Practice condition: Dry

Air: 24°

Humidity: 67%

Ground: 35°

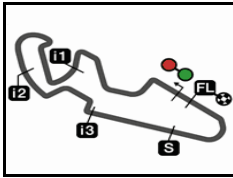
<b>Fastest Lap:</b>	Lap: 12	<b>Marc MARQUEZ</b>	<b>1'48.289</b>	168.7 Km/h
<b>Best Race Lap:</b>	2022	<b>Luca MARINI</b>	<b>1'47.795</b>	169.5 Km/h
<b>All-Time Lap Record:</b>	2022	<b>Francesco BAGNAIA</b>	<b>1'46.069</b>	172.3 Km/h

The results are provisional until the end of the limit for protest and appeals.

Time limit for protest expires 60' after publication of the results - ..... Time: .....

These data/results cannot be reproduced, stored and/or transmitted in whole or in part by any manner of electronic, mechanical, photocopying, recording, broadcasting or otherwise now known or herein after developed without the previous express consent by the copyright owner, except for reproduction in daily press and regular printed publications on sale to the public within 60 days of the event related to those data/results and always provided that copyright symbol appears together as follows below.

© DORNA, 2024



5077 m.

## GRAN PREMIO GoPro DE ARAGÓN

## Free Practice Nr. 1

## Top Speed &amp; Average

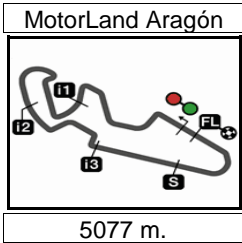
4



Rider	Nation	Motorcycle	Top 5 speeds					Average	Top
43 Jack MILLER	AUS	KTM	347.3	344.0	342.9	340.7	340.7	342.7	347.3
93 Marc MARQUEZ	SPA	DUCATI	346.1	340.7	338.6	338.6	337.5	338.9	346.1
10 Luca MARINI	ITA	HONDA	345.0	344.0	342.9	340.7	339.6	341.6	345.0
31 Pedro ACOSTA	SPA	KTM	345.0	344.0	342.9	342.9	341.8	342.9	345.0
33 Brad BINDER	RSA	KTM	344.0	344.0	344.0	344.0	344.0	344.0	344.0
36 Joan MIR	SPA	HONDA	344.0	342.9	341.8	340.7	340.7	341.8	344.0
72 Marco BEZZECCHI	ITA	DUCATI	344.0	341.8	340.7	339.6	338.6	340.1	344.0
88 Miguel OLIVEIRA	POR	APRILIA	344.0	342.9	342.9	341.8	340.7	342.2	344.0
37 Augusto FERNANDEZ	SPA	KTM	342.9	341.8	340.7	340.7	340.7	341.4	342.9
41 Aleix ESPARGARO	SPA	APRILIA	342.9	340.7	340.7	340.7	340.7	341.1	342.9
5 Johann ZARCO	FRA	HONDA	341.8	339.6	338.6	338.6	338.6	339.4	341.8
23 Enea BASTIANINI	ITA	DUCATI	341.8	340.7	340.7	340.7	340.7	340.9	341.8
89 Jorge MARTIN	SPA	DUCATI	341.8	341.8	339.6	339.6	339.6	340.3	341.8
1 Francesco BAGNAIA	ITA	DUCATI	340.7	339.6	339.6	338.6	338.6	339.4	340.7
21 Franco MORBIDELLI	ITA	DUCATI	340.7	339.6	338.6	338.6	338.6	339.2	340.7
25 Raul FERNANDEZ	SPA	APRILIA	340.7	339.6	339.6	338.6	337.5	338.4	340.7
73 Alex MARQUEZ	SPA	DUCATI	340.7	337.5	336.5	335.4	335.4	336.3	340.7
12 Maverick VIÑALES	SPA	APRILIA	339.6	338.6	338.6	337.5	337.5	338.4	339.6
42 Alex RINS	SPA	YAMAHA	339.6	339.6	338.6	338.6	338.6	338.8	339.6
30 Takaaki NAKAGAMI	JPN	HONDA	338.6	338.6	337.5	336.5	335.4	337.0	338.6
49 Fabio DI GIANNANTONIO	ITA	DUCATI	337.5	337.5	337.5	335.4	335.4	336.3	337.5
20 Fabio QUARTARARO	FRA	YAMAHA	335.4	335.4	335.4	335.4	334.4	334.8	335.4

These data/results cannot be reproduced, stored and/or transmitted in whole or in part by any manner of electronic, mechanical, photocopying, recording, broadcasting or otherwise now known or herein after developed without the previous express consent by the copyright owner, except for reproduction in daily press and regular printed publications on sale to the public within 60 days of the event related to those data/results and always provided that copyright symbol appears together as follows below.

© DORNA, 2024



**GRAN PREMIO GoPro DE ARAGÓN**  
**Free Practice Nr. 1**  
**Chronological Analysis of Performances**

**5**

\* Lap / Sector time cancelled      T1 Time from finish line to 1st intermediate      T3 Time from 2nd intermed. to 3rd intermed.  
P Crossing the finish line in pit lane      T2 Time from 1st intermed. to 2nd intermed.      T4 Time from 3rd intermediate to finish line  
\*\*Tyre data subject to further updates

Lap	Lap Time	T1	T2	T3	T4	Speed	Lap	Lap Time	T1	T2	T3	T4	Speed		
<b>1st</b>	<b>93</b>	<b>Marc MARQUEZ</b> DUCATI SPA						16	<b>1'49.481</b>	31.747	31.074	21.431	25.229	339.6	
		Gresini Racing MotoGP						17	<b>1'49.240</b>	31.438	31.194	21.444	25.164	339.6	
		Runs=2 Total laps=13 Full laps=9 Valid laps=9						18	<b>1'49.758</b>	31.430	31.331	21.472	25.525	338.6	
<b>Run #</b>	<b>1</b>	<b>Front Tyre</b>	<b>Slick-Soft</b>	<b>Rear Tyre</b>	<b>Slick-Medium</b>										
		<b>New Tyre</b>		<b>New Tyre</b>											
1	2'57.127	30.801	34.889	23.468	26.551	337.5									
2	<b>1'55.766</b>	33.682	32.599	23.355	26.130	335.4									
3	<b>1'52.053</b>	32.487	32.007	21.959	25.600	337.5									
4	<b>1'50.398</b>	31.800	31.373	21.888	25.337	337.5									
5	<b>1'58.396</b>	38.550	32.341	22.062	25.443	338.6									
6	<b>1'51.300</b>	31.571	32.091	22.105	25.533	340.7									
7	<b>1'48.383</b>	31.370	30.778	21.324	24.911	346.1									
8	1'55.543 P	32.636	32.519	21.925	28.463	334.4									
<b>Run #</b>	<b>2</b>	<b>Front Tyre</b>	<b>Slick-Soft</b>	<b>Rear Tyre</b>	<b>Slick-Medium</b>										
		<b>8 Laps at start</b>		<b>8 Laps at start</b>											
9	11'36.167	32.048	33.733	22.619	25.814	337.5									
10	<b>1'51.380</b>	32.746	31.592	21.668	25.374	337.5									
11	<b>1'48.897</b>	31.518	30.777	21.486	25.116	337.5									
12	<b>1'48.289</b>	31.245	30.615	21.425	25.004	338.6									
13	1'57.292 P	33.630	33.173	22.190	28.299	335.4									
<b>3rd</b>	<b>31</b>	<b>Pedro ACOSTA</b> KTM SPA													
		Red Bull GASGAS Tech3													
		Runs=2 Total laps=18 Full laps=15 Valid laps=13													
<b>Run #</b>	<b>1</b>	<b>Front Tyre</b>	<b>Slick-Soft</b>	<b>Rear Tyre</b>	<b>Slick-Medium</b>										
		<b>New Tyre</b>		<b>New Tyre</b>											
1	2'12.738	30.505	34.045	24.077	26.508	338.6									
2	<b>1'54.529</b>	34.638	32.102	22.054	25.735	341.8									
3	<b>1'51.748</b>	32.892	31.421	21.847	25.588	339.6									
4	<b>1'50.140</b>	32.119	31.007	21.574	25.440	340.7									
5	<b>1'53.550</b>	35.141	31.482	21.630	25.297	340.7									
6	<b>1'49.345</b>	31.753	30.797	21.521	25.274	345.0									
7	<b>1'50.239</b>	32.060	31.146	21.541	25.492	340.7									
8	<b>1'49.285</b>	31.704	30.863	21.351	25.367	340.7									
9	<b>1'54.074</b>	34.922	32.021	21.713	25.418	338.6									
10	<b>1'48.902</b>	31.461	31.000	21.293	25.148	340.7									
11	1'58.852 P	36.253	32.286	21.998	28.315	339.6									
<b>Run #</b>	<b>2</b>	<b>Front Tyre</b>	<b>Slick-Soft</b>	<b>Rear Tyre</b>	<b>Slick-Medium</b>										
		<b>New Tyre</b>		<b>11 Laps at start</b>											
12	14'40.916	30.953	34.714	22.836	25.612	340.7									
13	1'50.812 *	32.517*	31.606	21.488	25.201	342.9									
14	<b>1'49.205</b>	31.615	31.073	21.251	25.266	341.8									
15	<b>1'50.361</b>	31.537	30.850	21.307	26.667	342.9									
16	<b>1'50.817</b>	32.702	31.322	21.527	25.266	344.0									
17	<b>1'49.332</b>	31.477	31.054	21.320	25.481	341.8									
18	1'52.574 *	32.048	31.916	22.868*	25.742	339.6									
<b>4th</b>	<b>33</b>	<b>Brad BINDER</b> KTM RSA													
		Red Bull KTM Factory Racing													
		Runs=2 Total laps=19 Full laps=16 Valid laps=16													
<b>Run #</b>	<b>1</b>	<b>Front Tyre</b>	<b>Slick-Soft</b>	<b>Rear Tyre</b>	<b>Slick-Medium</b>										
		<b>New Tyre</b>		<b>New Tyre</b>											
1	2'22.681	35.005	33.791	23.745	26.561	326.3									
2	<b>1'53.990</b>	33.553	32.315	22.451	25.671	344.0									
3	<b>1'51.066</b>	32.439	31.393	21.682	25.552	340.7									
4	<b>1'57.515</b>	38.151	31.706	21.921	25.737	341.8									
5	<b>1'52.342</b>	32.875	31.706	21.687	26.074	340.7									
6	<b>1'49.979</b>	32.007	31.290	21.314	25.368	344.0									
7	<b>1'55.945</b>	36.593	32.581	21.505	25.266	344.0									
8	<b>1'53.146</b>	31.663	31.384	24.266	25.833	342.9									
9	2'03.519 P	37.186	32.919	22.160	31.254	326.3									

**Fastest Lap:** Marc MARQUEZ      Gresini Racing MotoG      SPA      **1'48.289**      31.245      30.615      21.425      25.004

These data/results cannot be reproduced, stored and/or transmitted in whole or in part by any manner of electronic, mechanical, photocopying, recording, broadcasting or otherwise now known or herein after developed without the previous express consent by the copyright owner, except for reproduction in daily press and regular printed publications on sale to the public within 60 days of the event related to those data/results and always provided that copyright symbol appears together as follows below.  
© DORNA, 2024



# Free Practice Nr. 1

# MotoGP

Lap	Lap Time	T1	T2	T3	T4	Speed	Lap	Lap Time	T1	T2	T3	T4	Speed
Run # 2	Front Tyre	Slick-Soft		Rear Tyre	Slick-Medium		14	1'49.247	31.535	31.083	21.260	25.369	335.4
		New Tyre			9 Laps at start		15	1'49.130	31.595	30.952	21.334	25.249	335.4
10	11'53.831	34.085	34.226	22.808	25.994	340.7	16	1'49.044	31.319	31.147	21.334	25.244	335.4
11	1'54.432	33.360	33.592	21.817	25.663	344.0	17	1'55.997	31.523	33.665	22.663	28.146	239.7
12	2'03.762	39.874	32.748	25.333	25.807	339.6	18	1'49.400	31.348	31.296	21.333	25.423	334.4
13	1'49.654	31.737	31.318	21.308	25.291	341.8							
14	1'54.941	36.077	31.780	21.539	25.545	341.8							
15	1'49.625	31.565	31.046	21.580	25.434	340.7							
16	1'48.952	31.391	31.124	21.126	25.311	341.8							
17	1'49.569	31.555	31.205	21.467	25.342	344.0							
18	1'49.659	31.511	31.005	21.354	25.789	342.9							
19	1'54.396	31.605	31.207	22.455	29.129	323.4							

**5th 49 Fabio DI GIANNANTONI** DUCATI ITA  
 Pertamina Enduro VR46 Racing Team  
 Runs=3 Total laps=13 Full laps=8 Valid laps=8

Run #	1	Front Tyre	Slick-Soft	Rear Tyre	Slick-Medium	Speed
			New Tyre		New Tyre	
1	2'22.653	32.392	34.267	23.729	27.027	320.5
2	1'54.844	33.727	32.420	22.582	26.115	332.3
3	1'51.497	32.396	31.566	21.921	25.614	334.4
4	1'54.821	35.572	31.899	21.831	25.519	335.4
5	1'49.983	31.753	31.215	21.556	25.459	335.4
6	2'04.412 P	38.973	33.312	22.678	29.449	337.5

Run #	2	Front Tyre	Slick-Soft	Rear Tyre	Slick-Medium	Speed
			6 Laps at start		6 Laps at start	
7	16'35.129	30.832	32.657	22.242	25.686	334.4
8	1'49.692	31.739	31.242	21.308	25.403	335.4
9	1'48.954	31.183	30.978	21.562	25.231	337.5
10	2'06.430 P	31.289	36.052	29.295	29.794	330.3
			10 Laps at start		10 Laps at start	
11	7'45.871	30.962	32.179	22.137	25.412	335.4
12	1'49.226	31.351	31.068	21.431	25.376	337.5
13	1'49.025	31.236	31.106	21.350	25.333	334.4

**6th 73 Alex MARQUEZ** DUCATI SPA  
 Gresini Racing MotoGP  
 Runs=2 Total laps=18 Full laps=15 Valid laps=15

Run #	1	Front Tyre	Slick-Soft	Rear Tyre	Slick-Medium	Speed
		**	New Tyre		**	New Tyre
1	2'04.452	30.658	34.294	24.816	26.388	335.4
2	1'55.541	33.568	32.233	22.290	27.450	331.3
3	1'51.602	32.549	31.543	21.898	25.612	335.4
4	1'49.927	31.617	31.292	21.566	25.452	335.4
5	1'58.694	32.095	32.557	23.475	30.567	278.5
6	1'55.857	32.128	31.503	21.853	30.373	245.7
7	1'50.529	32.118	31.570	21.559	25.282	340.7
8	1'50.535	31.704	31.582	21.950	25.299	337.5
9	1'49.693	31.500	31.537	21.412	25.244	336.5
10	1'55.706 P	32.200	32.761	22.663	28.082	334.4

Run #	2	Front Tyre	missing data	Rear Tyre	missing data	Speed
		**	Laps at start	**	Laps at start	
11	13'44.944	29.490	33.205	22.332	25.800	333.4
12	1'53.656	34.584	31.765	21.804	25.503	332.3
13	1'49.877	31.704	31.231	21.554	25.388	334.4

**7th 88 Miguel OLIVEIRA** APRILIA POR  
 Trackhouse Racing  
 Runs=3 Total laps=18 Full laps=13 Valid laps=12

Run #	1	Front Tyre	Slick-Soft	Rear Tyre	Slick-Medium	Speed
			New Tyre		New Tyre	
1	2'33.886	31.149	34.806	24.156	26.994	334.4
2	1'53.684	33.118	32.163	22.461	25.942	339.6
3	1'51.434	32.311	31.774	21.669	25.680	339.6
4	1'50.257	32.094	31.336	21.631	25.196	338.6
5	1'49.330	31.573	31.193	21.493	25.071	340.7
6	1'54.061	33.769	32.389	22.064	25.839	342.9
7	1'49.086	31.440	31.070	21.513	25.063	342.9
8	1'56.149 P	32.551	33.239	22.444	27.915	337.5

Run #	2	Front Tyre	Slick-Soft	Rear Tyre	Slick-Medium	Speed
			8 Laps at start		8 Laps at start	
9	8'44.912	30.174	32.597	22.415	25.699	339.6
10	1'58.028	32.352	31.434	28.486	25.756	339.6
11	1'50.664	32.034	31.625	21.593	25.412	339.6
12	1'49.486	31.590	31.138	21.601	25.157	341.8
13	1'58.173 P	35.406	32.445	22.297	28.025	339.6

Run #	3	Front Tyre	Slick-Soft	Rear Tyre	Slick-Medium	Speed
			13 Laps at start		13 Laps at start	
14	7'17.380	29.616	32.329	22.930	25.639	339.6
15	1'49.840	31.852	31.328	21.478	25.182	340.7
16	1'50.666	32.179	31.355	21.927	25.205	344.0
17	1'49.614	31.647	31.142	21.569	25.256	339.6
18	1'54.016 *	31.645	31.755	23.414*	27.202	312.2

**8th 43 Jack MILLER** KTM AUS  
 Red Bull KTM Factory Racing  
 Runs=3 Total laps=19 Full laps=14 Valid laps=14

Run #	1	Front Tyre	Slick-Soft	Rear Tyre	Slick-Medium	Speed
			New Tyre		New Tyre	
1	2'03.945	29.906	33.145	23.527	26.591	337.5
2	1'55.071	35.614	31.878	21.842	25.737	339.6
3	1'50.256	31.923	31.504	21.434	25.395	337.5
4	1'49.988	31.914	31.271	21.347	25.456	336.5
5	2'04.376	32.254	36.097	23.283	32.742	310.4
6	1'51.541	32.538	31.494	22.066	25.443	342.9
7	1'49.115	31.518	31.089	21.243	25.265	347.3
8	2'00.820 P	35.261	34.423	22.728	28.408	333.4

Run #	2	Front Tyre	Slick-Soft	Rear Tyre	Slick-Medium	Speed
			New Tyre		8 Laps at start	
9	6'00.314	30.599	32.483	21.751	25.490	337.5
10	1'49.583	31.579	31.114	21.459	25.431	339.6
11	1'51.169	31.740	31.866	22.193	25.370	338.6
12	1'49.361	31.553	31.058	21.379	25.371	344.0
13	1'49.269	31.416	31.088	21.246	25.519	338.6
14	2'04.614 P	40.590	33.944	22.755	27.325	335.4

**Fastest Lap:** Marc MARQUEZ Gresini Racing MotoG SPA 1'48.289 31.245 30.615 21.425 25.004

These data/results cannot be reproduced, stored and/or transmitted in whole or in part by any manner of electronic, mechanical, photocopying, recording, broadcasting or otherwise now known or herein after developed without the previous express consent by the copyright owner, except for reproduction in daily press and regular printed publications on sale to the public within 60 days of the event related to those data/results and always provided that copyright symbol appears together as follows below.  
 © DORNA, 2024



## Free Practice Nr. 1

MotoGP

Lap	Lap Time	T1	T2	T3	T4	Speed	Lap	Lap Time	T1	T2	T3	T4	Speed			
<b>Run # 3</b>	<i>Front Tyre</i>	<b>Slick-Hard</b>	<i>Rear Tyre</i>	<b>Slick-Medium</b>												
		<b>New Tyre</b>		<b>14 Laps at start</b>												
15	7'01.698	29.324	32.980	23.138	26.047	334.4	14	9'53.487	35.236	35.092	22.040	25.714	337.5			
16	<b>1'52.535</b>	32.814	32.563	21.840	25.318	340.7	15	<b>1'51.971</b>	31.833	<b>30.968</b>	21.516	27.654	338.6			
17	<b>1'50.048</b>	31.656	31.584	21.475	25.333	340.7	16	<b>1'49.261</b>	<b>31.510</b>	31.110	<b>21.346</b>	<b>25.295</b>	336.5			
18	<b>1'49.761</b>	31.595	31.274	21.358	25.534	340.7	<b>11th 72 Marco BEZZECCHI</b>						DUCATI	ITA		
19	<b>1'50.301</b>	31.777	31.385	21.524	25.615	338.6	Pertamina Enduro VR46 Racing Team						Runs=3	Total laps=17	Full laps=12	Valid laps=12
<b>9th 23 Enea BASTIANINI</b>	Ducati Lenovo Team			DUCATI	ITA	<b>Run # 1</b>										
	Runs=2	Total laps=20	Full laps=17	Valid laps=16	<i>Front Tyre</i>								<b>Slick-Soft</b>	<i>Rear Tyre</i>	<b>Slick-Medium</b>	
					<b>New Tyre</b>										<b>New Tyre</b>	
<b>Run # 1</b>	<i>Front Tyre</i>	<b>Slick-Soft</b>	<i>Rear Tyre</i>	<b>Slick-Medium</b>												
		<b>New Tyre</b>		<b>New Tyre</b>												
1	2'35.084	32.368	36.307	25.022	28.332	331.3	1	2'03.530	30.848	34.059	23.525	26.444	334.4			
2	<b>2'02.388</b>	35.247	36.873	23.345	26.923	336.5	2	<b>1'55.704</b>	35.114	32.209	22.281	26.100	340.7			
3	<b>1'56.291</b>	33.640	33.110	22.799	26.742	339.6	3	<b>1'51.165</b>	32.433	31.613	21.592	25.527	338.6			
4	<b>2'00.856</b>	33.185	32.551	28.324	26.796	336.5	4	<b>1'50.606</b>	31.818	31.596	21.498	25.694	337.5			
5	<b>1'53.198</b>	32.910	31.998	22.141	26.149	339.6	5	<b>2'02.618</b>	37.245	33.091	21.958	30.324	337.5			
6	<b>1'52.296</b>	32.387	31.996	21.978	25.935	<b>341.8</b>	6	<b>1'50.342</b>	31.862	31.493	21.584	25.403	341.8			
7	<b>1'52.031</b>	32.276	31.851	22.028	25.876	340.7	7	<b>1'52.515</b> P	31.646	31.370	21.526	<b>27.973</b>	<b>344.0</b>			
8	<b>1'51.637</b>	32.054	31.830	21.882	25.871	340.7	<b>Run # 2</b>						<i>Front Tyre</i>	<b>Slick-Soft</b>	<i>Rear Tyre</i>	<b>Slick-Medium</b>
9	<b>1'57.398</b> P	31.880	31.564	25.836	28.118	339.6							<b>7 Laps at start</b>			<b>7 Laps at start</b>
							8	9'40.435	32.814	34.373	22.074	25.873	335.4			
<b>Run # 2</b>	<i>Front Tyre</i>	<b>Slick-Soft</b>	<i>Rear Tyre</i>	<b>Slick-Medium</b>												
		<b>9 Laps at start</b>		<b>9 Laps at start</b>												
10	9'55.664	30.802	33.395	22.421	26.125	336.5	9	<b>1'50.933</b>	32.274	31.562	21.551	25.546	337.5			
11	<b>1'52.040</b>	32.697	31.835	21.701	25.807	338.6	10	<b>1'52.218</b>	32.007	32.695	22.000	25.516	337.5			
12	<b>1'53.465</b>	31.972	31.466	21.636	28.391	338.6	11	<b>1'50.200</b>	31.784	31.577	21.439	25.400	338.6			
13	<b>1'55.008</b>	35.841	31.811	21.579	25.777	337.5	12	<b>1'49.772</b>	31.765	31.354	21.368	25.285	339.6			
14	<b>1'53.195</b>	31.832	31.519	24.056	25.788	337.5	13	<b>1'49.508</b>	<b>31.577</b>	31.286	21.405	25.240	338.6			
15	<b>1'50.400</b>	31.782	31.310	21.630	25.678	339.6	14	2'01.985 P	37.247	34.412	22.027	28.299	337.5			
16	<b>1'50.207</b>	31.721	31.362	21.585	25.539	338.6	<b>Run # 3</b>						<i>Front Tyre</i>	<b>Slick-Medium</b>	<i>Rear Tyre</i>	<b>Slick-Soft</b>
17	<b>1'49.970</b>	31.599	31.228	21.544	25.599	339.6							<b>New Tyre</b>			<b>New Tyre</b>
18	<b>1'49.220</b>	<b>31.405</b>	<b>31.074</b>	<b>21.356</b>	<b>25.385</b>	340.7	15	8'00.026	29.869	32.609	22.115	25.507	338.6			
19	<b>1'58.213</b>	39.521	31.519	21.566	25.607	340.7	16	<b>1'49.974</b>	31.809	31.326	21.428	25.411	337.5			
20	<b>1'51.607</b> *	31.628	31.249	22.643*	26.087	331.3	17	<b>1'49.371</b>	31.577	<b>31.269</b>	<b>21.306</b>	<b>25.219</b>	337.5			
<b>10th 21 Franco MORBIDELLI</b>	Prima Pramac Racing			DUCATI	ITA	<b>12th 12 Maverick VIÑALES</b>							APRILIA	SPA		
	Runs=3	Total laps=16	Full laps=11	Valid laps=11	Aprilia Racing								Runs=3	Total laps=16	Full laps=10	Valid laps=9
<b>Run # 1</b>	<i>Front Tyre</i>	<b>Slick-Soft</b>	<i>Rear Tyre</i>	<b>Slick-Medium</b>												
		<b>New Tyre</b>		<b>New Tyre</b>												
1	2'36.030	32.367	34.343	23.175	26.788	335.4	<b>Run # 1</b>	<i>Front Tyre</i>	<b>Slick-Soft</b>	<i>Rear Tyre</i>	<b>Slick-Medium</b>					
2	<b>1'54.433</b>	33.657	32.521	22.391	25.864	336.5			<b>New Tyre</b>		<b>New Tyre</b>					
3	<b>1'52.210</b>	32.553	31.874	21.834	25.949	335.4	1	2'43.678	30.349	33.609	22.968	26.631	334.4			
4	<b>1'50.620</b>	31.936	31.465	21.468	25.751	336.5	2	<b>1'53.125</b>	32.769	32.031	22.286	26.039	334.4			
5	<b>1'55.933</b>	31.853	31.413	26.479	26.188	334.4	3	<b>1'52.184</b> *	32.269	31.804	<b>22.244*</b>	25.867	334.4			
6	<b>1'50.115</b>	31.995	31.081	21.509	25.530	338.6	4	<b>1'52.106</b>	33.007	31.713	21.626	25.760	335.4			
7	<b>1'57.708</b> P	31.788	31.071	21.451	<b>33.398</b>	<b>340.7</b>	5	<b>1'50.161</b>	31.793	31.291	21.574	25.503	336.5			
							6	<b>1'53.912</b> P	31.757	31.442	21.705	<b>29.008</b>	338.6			
<b>Run # 2</b>	<i>Front Tyre</i>	<b>Slick-Soft</b>	<i>Rear Tyre</i>	<b>Slick-Medium</b>												
		<b>7 Laps at start</b>		<b>7 Laps at start</b>												
8	8'26.880	31.999	33.687	22.201	26.230	333.4	<b>Run # 2</b>						<i>Front Tyre</i>	<b>Slick-Soft</b>	<i>Rear Tyre</i>	<b>Slick-Medium</b>
9	<b>1'54.680</b>	32.671	31.577	24.629	25.803	336.5							<b>6 Laps at start</b>			<b>6 Laps at start</b>
10	<b>1'50.827</b>	32.144	31.362	21.632	25.689	336.5	7	8'40.204	29.525	33.982	22.362	25.986	332.3			
11	<b>1'50.502</b>	31.998	31.225	21.694	25.585	337.5	8	<b>1'51.800</b>	32.078	31.702	22.181	25.839	332.3			
12	<b>1'50.528</b>	32.152	31.205	21.578	25.593	338.6	9	<b>1'51.015</b>	31.610	31.295	22.557	25.553	335.4			
13	<b>1'52.914</b> P	32.040	31.163	21.675	28.036	339.6	10	<b>1'50.241</b>	31.378	31.107	21.964	25.792	<b>339.6</b>			
							11	<b>1'51.329</b>	32.016	31.761	21.769	25.783	336.5			
							12	<b>1'49.449</b>	31.238	31.217	<b>21.494</b>	25.500	338.6			
							13	<b>1'59.317</b> P	35.047	32.597	23.621	<b>28.052</b>	335.4			
							<b>Run # 3</b>						<i>Front Tyre</i>	<b>Slick-Medium</b>	<i>Rear Tyre</i>	<b>Slick-Medium</b>
													<b>New Tyre</b>			<b>New Tyre</b>
							14	8'47.505	28.774	31.906	21.873	<b>25.377</b>	337.5			

**Fastest Lap:** Marc MARQUEZ      Gresini Racing MotoG      SPA      **1'48.289**      31.245      30.615      21.425      25.004

These data/results cannot be reproduced, stored and/or transmitted in whole or in part by any manner of electronic, mechanical, photocopying, recording, broadcasting or otherwise now known or herein after developed without the previous express consent by the copyright owner, except for reproduction in daily press and regular printed publications on sale to the public within 60 days of the event related to those data/results and always provided that copyright symbol appears together as follows below.  
© DORNA, 2024

Official MotoGP Timing by TISSOT  
www.motogp.com



Alcañiz, Friday, August 30, 2024

Page 3 of 6

# Free Practice Nr. 1

# MotoGP

Lap	Lap Time	T1	T2	T3	T4	Speed	Lap	Lap Time	T1	T2	T3	T4	Speed		
15	1'49.490	31.249	31.026	21.614	25.601	337.5	<b>15th 30</b>	<b>Takaaki NAKAGAMI</b> IDEMITSU Honda LCR	HONDA	JPN	Runs=3	Total laps=18	Full laps=13	Valid laps=12	
16	2'02.708 P	31.177	31.173	29.550	30.808	335.4									
<b>13th 36</b>	<b>Joan MIR</b>	HONDA				SPA									
Repsol Honda Team															
Runs=3		Total laps=16		Full laps=11		Valid laps=11									
Run #	1	Front Tyre	Slick-Soft	Rear Tyre	Slick-Medium										
		New Tyre		New Tyre											
1	2'13.322	31.476	34.576	23.987	26.860	318.7									
2	1'53.669	32.983	32.246	22.082	26.358	336.5									
3	1'52.007	32.646	31.754	21.797	25.810	340.7									
4	1'51.004	32.321	31.432	21.537	25.714	344.0									
5	1'57.224	37.211	31.963	21.998	26.052	338.6									
6	1'58.781 P	34.491	33.324	22.107	28.859	342.9									
Run #	2	Front Tyre	Slick-Soft	Rear Tyre	Slick-Medium										
		6 Laps at start		6 Laps at start											
7	9'36.937	29.739	32.626	21.797	25.830	338.6									
8	1'50.783	31.900	31.600	21.609	25.674	338.6									
9	1'53.653	31.623	34.282	22.152	25.596	339.6									
10	1'50.526	31.985	31.437	21.559	25.545	341.8									
11	1'49.858	31.681	31.210	21.512	25.455	340.7									
12	1'58.935 P	34.451	33.904	22.131	28.449	336.5									
Run #	3	Front Tyre	Slick-Soft	Rear Tyre	Slick-Medium										
		New Tyre		12 Laps at start											
13	10'01.405	29.550	32.230	21.897	25.546	338.6									
14	1'49.849	31.748	31.238	21.514	25.349	340.7									
15	1'49.565	31.607	31.124	21.461	25.373	338.6									
16	1'49.951	31.594	31.286	21.606	25.465	336.5									
<b>14th 42</b>	<b>Alex RINS</b>	YAMAHA				SPA									
Monster Energy Yamaha MotoGP Team															
Runs=2		Total laps=18		Full laps=15		Valid laps=15									
Run #	1	Front Tyre	Slick-Soft	Rear Tyre	Slick-Medium										
		New Tyre		New Tyre											
1	2'19.321	31.364	35.871	24.086	26.752	338.6									
2	1'58.517	34.314	33.335	22.525	28.343	335.4									
3	1'53.100	33.260	32.104	21.856	25.880	337.5									
4	1'51.776	32.408	31.800	21.735	25.833	337.5									
5	1'55.766	35.916	32.169	21.904	25.777	339.6									
6	1'57.500 P	32.442	31.805	21.734	31.519	332.3									
Run #	2	Front Tyre	Slick-Soft	Rear Tyre	Slick-Medium										
		6 Laps at start		6 Laps at start											
7	11'41.447	30.264	33.288	24.676	26.047	337.5									
8	1'51.688	32.393	31.914	21.717	25.664	338.6									
9	1'53.947	32.094	31.664	24.304	25.885	338.6									
10	1'50.621	31.996	31.499	21.580	25.546	337.5									
11	1'50.321	31.770	31.386	21.704	25.461	338.6									
12	1'50.206	31.743	31.389	21.651	25.423	337.5									
13	1'56.385	35.863	32.760	22.114	25.648	336.5									
14	1'50.525	31.837	31.596	21.550	25.542	338.6									
15	1'54.521	34.649	32.499	21.802	25.571	337.5									
16	1'49.721	31.663	31.306	21.479	25.273	339.6									
17	1'51.964	32.587	32.072	21.886	25.419	338.6									
18	1'49.648	31.661	31.237	21.432	25.318	338.6									
unfinished		34.270	37.182												
<b>15th 30</b>	<b>Augusto FERNANDEZ</b>	KTM				SPA									
Red Bull GASGAS Tech3															
Runs=2		Total laps=19		Full laps=16		Valid laps=15									
Run #	1	Front Tyre	Slick-Soft	Rear Tyre	Slick-Medium										
		**		New Tyre		**		New Tyre							
1	2'14.208	32.418	36.452	23.907	29.150	278.5									
2	1'53.742	33.615	32.065	22.282	25.780	335.4									
3	1'51.317	32.442	31.455	21.852	25.568	340.7									
4	1'51.069	32.210	31.430	21.716	25.713	342.9									
5	1'50.470	32.010	31.318	21.454	25.688	339.6									
6	1'51.913	32.061	31.600	21.703	26.549	300.1									
7	1'50.537	32.130	31.194	21.490	25.723	341.8									
8	1'49.669	31.664	31.108	21.324	25.573	340.7									
9	1'53.581 P	31.756	32.038	22.019	27.768	337.5									
Run #	2	Front Tyre	missing data	Rear Tyre	missing data										
		**		**											
		Laps at start		Laps at start											
10	12'56.221	31.828	34.308	23.088	31.051	234.0									
11	1'55.456	32.676	32.171	21.857	28.752	280.0									
12	1'51.305	32.093	31.541	21.666	26.005	337.5									
13	1'50.597	31.795	31.502	21.519	25.781	336.5									
14	1'50.476	31.958	31.320	21.452	25.746	338.6									
15	1'50.165	31.773	31.270	21.421	25.701	338.6									
16	1'52.116	32.289	32.037	21.775	26.015	338.6									
17	1'50.035	31.651	31.153	21.396	25.835	340.7									
18	1'49.752	31.620	31.331	21.223	25.578	339.6									
19	1'50.159 *	31.535	31.256	21.409*	25.959	335.4									

**Fastest Lap:** Marc MARQUEZ Gresini Racing MotoGP SPA 1'48.289 31.245 30.615 21.425 25.004

These data/results cannot be reproduced, stored and/or transmitted in whole or in part by any manner of electronic, mechanical, photocopying, recording, broadcasting or otherwise now known or herein after developed without the previous express consent by the copyright owner, except for reproduction in daily press and regular printed publications on sale to the public within 60 days of the event related to those data/results and always provided that copyright symbol appears together as follows below.  
© DORNA, 2024

Official MotoGP Timing by TISSOT  
www.motogp.com



Alcañiz, Friday, August 30, 2024

# Free Practice Nr. 1

# MotoGP

Lap	Lap Time	T1	T2	T3	T4	Speed	Lap	Lap Time	T1	T2	T3	T4	Speed
<b>17th</b>	<b>5</b>	<b>Johann ZARCO</b>				HONDA	FRA						
		CASTROL Honda LCR											
		Runs=3	Total laps=18	Full laps=13	Valid laps=13								
Run #	1	Front Tyre	Slick-Soft	Rear Tyre	Slick-Medium								
		New Tyre		New Tyre									
1	2'12.821	30.869	33.445	23.544	26.752	332.3							
2	<b>1'53.410</b>	33.220	32.171	22.049	25.970	331.3							
3	<b>1'51.789</b>	32.621	31.673	21.847	25.648	336.5							
4	<b>1'52.175</b>	32.116	31.403	21.618	27.038	336.5							
5	<b>1'51.986</b>	33.063	31.471	21.824	25.628	337.5							
6	<b>1'49.766</b>	31.777	<b>31.168</b>	21.469	<b>25.352</b>	<b>341.8</b>							
7	1'53.375 P	32.344	31.502	21.528	28.001	339.6							
Run #	2	Front Tyre	Slick-Soft	Rear Tyre	Slick-Medium								
		7 Laps at start		7 Laps at start									
8	7'32.445	30.719	33.480	22.213	25.665	336.5							
9	<b>1'51.179</b>	32.337	31.526	21.700	25.616	335.4							
10	<b>1'50.713</b>	32.128	31.386	21.696	25.503	336.5							
11	<b>1'50.268</b>	31.890	31.258	21.665	25.455	336.5							
12	<b>1'57.604</b>	31.838	31.568	28.424	25.774	338.6							
13	<b>1'49.913</b>	31.748	31.284	<b>21.365</b>	25.516	337.5							
14	1'55.726 P	<b>31.637</b>	31.313	25.138	27.638	336.5							
Run #	3	Front Tyre	Slick-Soft	Rear Tyre	Slick-Medium								
		14 Laps at start		14 Laps at start									
15	7'26.205	31.729	34.305	22.183	25.923	337.5							
16	<b>1'51.064</b>	32.051	31.684	21.700	25.629	338.6							
17	<b>1'50.486</b>	31.854	31.418	21.533	25.681	338.6							
18	<b>1'50.625</b>	31.778	31.434	21.758	25.655	337.5							
<b>19th</b>	<b>10</b>	<b>Luca MARINI</b>				HONDA	ITA						
		Repsol Honda Team											
		Runs=3	Total laps=17	Full laps=12	Valid laps=12								
Run #	1	Front Tyre	Slick-Soft	Rear Tyre	Slick-Medium								
		New Tyre		New Tyre									
1	2'13.484	30.972	33.827	23.758	26.616	338.6							
2	<b>1'53.550</b>	33.091	32.403	21.956	26.100	336.5							
3	<b>1'51.197</b>	32.148	31.662	21.759	25.628	339.6							
4	<b>1'50.587</b>	32.063	31.469	21.549	25.506	337.5							
5	<b>1'50.464</b>	31.779	31.465	21.622	25.598	340.7							
6	2'05.383 P	42.124	32.813	22.555	27.891	338.6							
Run #	2	Front Tyre	Slick-Soft	Rear Tyre	Slick-Medium								
		6 Laps at start		6 Laps at start									
7	8'45.910	30.068	32.907	22.274	26.159	335.4							
8	<b>1'53.427</b>	32.208	32.926	22.240	26.053	325.4							
9	<b>1'55.309</b>	32.779	31.558	25.571	25.401	339.6							
10	<b>1'59.310</b>	36.710	32.816	22.150	27.634	267.5							
11	<b>1'51.260</b>	32.216	31.539	21.886	25.619	342.9							
12	<b>1'50.045</b>	<b>31.697</b>	<b>31.177</b>	21.898	<b>25.273</b>	338.6							
13	1'59.461 P	36.996	32.329	22.270	27.866	344.0							
Run #	3	Front Tyre	Slick-Soft	Rear Tyre	Slick-Medium								
		13 Laps at start		13 Laps at start									
14	7'37.689	29.252	32.645	22.037	25.910	335.4							
15	<b>1'50.633</b>	32.005	31.671	21.626	25.331	339.6							
16	<b>1'58.530</b>	34.224	36.817	21.932	25.557	<b>345.0</b>							
17	<b>1'50.427</b>	32.075	31.388	<b>21.544</b>	25.420	338.6							
<b>18th</b>	<b>20</b>	<b>Fabio QUARTARARO</b>				YAMAHA	FRA						
		Monster Energy Yamaha MotoGP Team											
		Runs=2	Total laps=19	Full laps=15	Valid laps=15								
Run #	1	Front Tyre	Slick-Soft	Rear Tyre	Slick-Medium								
		New Tyre		New Tyre									
1	3'15.481	30.413	33.781	23.383	26.659	332.3							
2	<b>1'57.395</b>	34.378	32.155	22.010	28.852	334.4							
3	<b>1'52.917</b>	32.838	31.862	21.914	26.303	333.4							
4	<b>1'54.623</b>	33.860	33.059	21.888	25.816	333.4							
5	<b>1'52.128</b>	32.228	32.003	22.039	25.858	333.4							
6	<b>1'51.182</b>	32.146	31.525	21.665	25.846	<b>335.4</b>							
7	<b>1'50.398</b>	31.902	31.340	21.558	25.598	334.4							
8	1'53.800 P	31.902	31.299	21.628	28.971	334.4							
Run #	2	Front Tyre	Slick-Soft	Rear Tyre	Slick-Medium								
		8 Laps at start		8 Laps at start									
9	8'35.842	34.677	32.846	23.031	26.143	334.4							
10	<b>1'51.793</b>	32.434	31.729	21.794	25.836	333.4							
11	<b>1'54.250</b>	32.307	31.499	21.803	28.641	335.4							
12	<b>1'50.482</b>	31.964	31.271	21.598	25.649	333.4							
13	<b>1'54.660</b>	31.749	34.822	21.581	26.508	333.4							
14	<b>1'50.177</b>	31.810	<b>31.208</b>	<b>21.503</b>	25.656	333.4							
15	<b>1'50.230</b>	31.714	31.284	21.580	25.652	333.4							
16	<b>1'50.011</b>	<b>31.676</b>	31.213	21.536	25.586	334.4							
17	<b>1'57.411</b>	31.685	38.227	21.819	25.680	335.4							
18	<b>1'50.151</b>	31.730	31.461	21.504	<b>25.456</b>	335.4							
19	2'01.219 P	31.861	38.338	22.496	28.524	333.4							
<b>20th</b>	<b>25</b>	<b>Raul FERNANDEZ</b>				APRILIA	SPA						
		Trackhouse Racing											
		Runs=3	Total laps=16	Full laps=11	Valid laps=11								
Run #	1	Front Tyre	Slick-Soft	Rear Tyre	Slick-Medium								
		**	New Tyre	**	New Tyre								
1	2'57.437	31.730	35.349	23.423	27.796	333.4							
2	<b>1'56.667</b>	33.938	33.229	22.878	26.622	337.5							
3	<b>1'53.574</b>	32.885	32.319	22.219	26.151	334.4							
4	<b>1'52.647</b>	32.974	31.965	21.780	25.928	336.5							
5	<b>1'51.370</b>	32.317	31.730	21.578	25.745	337.5							
6	<b>1'51.301</b>	32.072	31.897	21.692	25.640	339.6							
7	1'52.972 P	31.922	31.646	21.613	27.791	337.5							
Run #	2	Front Tyre	Slick-Soft	Rear Tyre	Slick-Medium								
		**	7 Laps at start	**	7 Laps at start								
8	10'21.702	29.745	33.523	22.001	28.746	335.4							
9	<b>1'57.029</b>	32.512	31.729	26.720	26.068	335.4							
10	<b>1'51.027</b>	32.117	31.677	21.545	25.688	336.5							
11	<b>1'56.034</b>	<b>31.659</b>	36.753	21.946	25.676	337.5							
12	<b>1'50.711</b>	31.756	31.555	21.914	25.486	339.6							
13	2'00.689 P	33.268	37.172	22.416	27.833	335.4							
Run #	3	Front Tyre	missing data	Rear Tyre	missing data								
		**	Laps at start	**	Laps at start								
14	7'25.753	32.188	32.605	21.898	25.506	338.6							
15	<b>1'50.133</b>	31.832	<b>31.306</b>	<b>21.535</b>	<b>25.460</b>	<b>340.7</b>							
16	<b>1'50.648</b>	31.883	31.616	21.627	25.522	337.5							

**Fastest Lap:** Marc MARQUEZ      Gresini Racing MotoG    SPA    **1'48.289**    31.245    30.615    21.425    25.004

These data/results cannot be reproduced, stored and/or transmitted in whole or in part by any manner of electronic, mechanical, photocopying, recording, broadcasting or otherwise now known or herein after developed without the previous express consent by the copyright owner, except for reproduction in daily press and regular printed publications on sale to the public within 60 days of the event related to those data/results and always provided that copyright symbol appears together as follows below.  
© DORNA, 2024

Official MotoGP Timing by TISSOT  
www.motogp.com



Alcañiz, Friday, August 30, 2024

## Free Practice Nr. 1

MotoGP

Lap	Lap Time	T1	T2	T3	T4	Speed	Lap	Lap Time	T1	T2	T3	T4	Speed
-----	----------	----	----	----	----	-------	-----	----------	----	----	----	----	-------

**21st** **1** **Francesco BAGNAIA** DUCATI ITA  
Ducati Lenovo Team

Runs=3 Total laps=14 Full laps=8 Valid laps=8

Run #	1	Front Tyre	Slick-Soft	Rear Tyre	Slick-Medium	
		New Tyre		New Tyre		
1	2'43.999	30.459	33.373	22.988	26.387	337.5
2	<b>1'53.475</b>	33.069	32.188	22.203	26.015	338.6
3	<b>1'52.316</b>	32.533	31.877	22.045	25.861	338.6
4	<b>1'51.832</b>	32.522	31.976	21.703	25.631	339.6
5	<b>1'57.371</b>	37.030	32.898	21.835	25.608	337.5
6	<b>1'50.332</b>	31.977	31.290	<b>21.492</b>	25.573	339.6
7	<b>1'50.216</b>	31.891	31.295	21.519	<b>25.511</b>	<b>340.7</b>
8	2'01.400 P	36.496	33.860	22.788	28.256	337.5

Run #	2	Front Tyre	Slick-Soft	Rear Tyre	Slick-Medium	
		8 Laps at start		8 Laps at start		
9	10'17.248	31.267	32.826	22.147	25.836	332.3
10	<b>1'50.572</b>	32.140	<b>31.214</b>	21.602	25.616	337.5
11	1'57.284 P	<b>31.717</b>	31.337	21.542	32.688	336.5

Run #	3	Front Tyre	Slick-Soft	Rear Tyre	Slick-Medium	
		11 Laps at start		11 Laps at start		
12	10'27.704	29.997	32.689	22.357	25.955	336.5
13	<b>1'53.962</b>	32.026	31.586	24.457	25.893	337.5
14	1'57.337 P	31.939	31.479	25.289	28.630	334.4

**22nd** **41** **Aleix ESPARGARO** APRILIA SPA  
Aprilia Racing

Runs=3 Total laps=14 Full laps=9 Valid laps=9

Run #	1	Front Tyre	Slick-Soft	Rear Tyre	Slick-Medium	
		New Tyre		New Tyre		
1	2'48.841	31.881	34.374	23.396	27.375	330.3
2	<b>1'58.008</b>	34.948	33.056	23.881	26.123	338.6
3	<b>1'58.473</b>	33.991	35.207	22.615	26.660	329.3
4	<b>1'52.301</b>	32.872	31.986	21.780	25.663	340.7
5	<b>1'51.796</b>	32.510	31.729	21.831	25.726	340.7
6	1'54.528 P	32.591	31.708	<b>21.735</b>	28.494	340.7

Run #	2	Front Tyre	Slick-Soft	Rear Tyre	Slick-Medium	
		6 Laps at start		6 Laps at start		
7	11'03.799	31.246	33.428	22.564	26.122	334.4
8	<b>1'52.487</b>	32.715	31.886	22.015	25.871	337.5
9	2'07.224 P	32.516	32.123	30.163	32.422	323.4

Run #	3	Front Tyre	Slick-Medium	Rear Tyre	Slick-Medium	
		New Tyre		New Tyre		
10	10'22.313	31.182	33.616	22.455	26.086	338.6
11	<b>1'52.129</b>	32.643	31.839	21.865	25.782	339.6
12	<b>1'52.797</b>	32.397	32.967	21.873	<b>25.560</b>	<b>342.9</b>
13	<b>1'51.463</b>	<b>32.077</b>	<b>31.698</b>	21.831	25.857	340.7
14	<b>1'55.175</b>	33.249	34.356	21.786	25.784	340.7

**Fastest Lap:** Marc MARQUEZ Gresini Racing MotoGP SPA **1'48.289** 31.245 30.615 21.425 25.004

These data/results cannot be reproduced, stored and/or transmitted in whole or in part by any manner of electronic, mechanical, photocopying, recording, broadcasting or otherwise now known or herein after developed without the previous express consent by the copyright owner, except for reproduction in daily press and regular printed publications on sale to the public within 60 days of the event related to those data/results and always provided that copyright symbol appears together as follows below.  
© DORNA, 2024

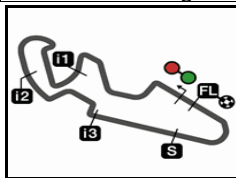
Official MotoGP Timing by TISSOT  
www.motogp.com



Alcañiz, Friday, August 30, 2024

Page 6 of 6





5077 m.

## GRAN PREMIO GoPro DE ARAGÓN

## Free Practice Nr. 1

## Best Partial Times

MotoGP™

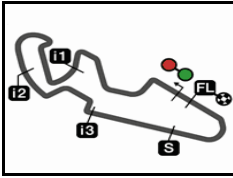
IT Ideal Lap Time, sum of the best partial times

BT Best Lap Time

T1		T2		T3		T4				IT		BT	
Pos	Rider	Time	Rider	Time	Rider	Time	Rider	Time	Pos	Rider	IT	BT	
1	M.VIÑALES	31.177	M.MARQUEZ	30.615	B.BINDER	21.126	M.MARQUEZ	24.911	1	M.MARQUEZ	1'48.095	1'48.289	(1)
2	F.DI GIANNANTO	31.183	P.ACOSTA	30.797	J.MARTIN	21.177	M.OLIVEIRA	25.063	2	J.MARTIN	1'48.538	1'48.772	(2)
3	M.MARQUEZ	31.245	A.MARQUEZ	30.952	A.FERNANDEZ	21.223	J.MARTIN	25.071	3	P.ACOSTA	1'48.657	1'48.902	(3)
4	J.MARTIN	31.305	F.MORBIDELLI	30.968	J.MILLER	21.243	P.ACOSTA	25.148	4	F.DI GIANNAN	1'48.700	1'48.954	(5)
5	A.MARQUEZ	31.319	F.DI GIANNANTO	30.978	P.ACOSTA	21.251	M.BEZZECCHI	25.219	5	A.MARQUEZ	1'48.775	1'49.044	(6)
6	B.BINDER	31.391	J.MARTIN	30.985	A.MARQUEZ	21.260	F.DI GIANNANTO	25.231	6	B.BINDER	1'48.788	1'48.952	(4)
7	E.BASTIANINI	31.405	B.BINDER	31.005	M.BEZZECCHI	21.306	A.MARQUEZ	25.244	7	J.MILLER	1'48.982	1'49.115	(8)
8	J.MILLER	31.416	M.VIÑALES	31.026	F.DI GIANNANTO	21.308	J.MILLER	25.265	8	M.OLIVEIRA	1'49.051	1'49.086	(7)
9	M.OLIVEIRA	31.440	J.MILLER	31.058	M.MARQUEZ	21.324	B.BINDER	25.266	9	M.VIÑALES	1'49.074	1'49.449	(12)
10	P.ACOSTA	31.461	T.NAKAGAMI	31.066	F.MORBIDELLI	21.346	L.MARINI	25.273	10	F.MORBIDELLI	1'49.119	1'49.261	(10)
11	F.MORBIDELLI	31.510	M.OLIVEIRA	31.070	E.BASTIANINI	21.356	A.RINS	25.273	11	E.BASTIANINI	1'49.220	1'49.220	(9)
12	A.FERNANDEZ	31.535	E.BASTIANINI	31.074	J.ZARCO	21.365	F.MORBIDELLI	25.295	12	M.BEZZECCHI	1'49.371	1'49.371	(11)
13	T.NAKAGAMI	31.561	A.FERNANDEZ	31.108	A.RINS	21.432	J.MIR	25.349	13	A.FERNANDEZ	1'49.434	1'49.669	(16)
14	M.BEZZECCHI	31.577	J.MIR	31.124	T.NAKAGAMI	21.436	J.ZARCO	25.352	14	J.ZARCO	1'49.522	1'49.766	(17)
15	J.MIR	31.594	J.ZARCO	31.168	J.MIR	21.461	M.VIÑALES	25.377	15	J.MIR	1'49.528	1'49.565	(13)
16	J.ZARCO	31.637	L.MARINI	31.177	M.OLIVEIRA	21.478	E.BASTIANINI	25.385	16	T.NAKAGAMI	1'49.556	1'49.655	(15)
17	R.FERNANDEZ	31.659	F.QUARTARARO	31.208	F.BAGNAIA	21.492	F.QUARTARARO	25.456	17	A.RINS	1'49.603	1'49.648	(14)
18	A.RINS	31.661	F.BAGNAIA	31.214	M.VIÑALES	21.494	R.FERNANDEZ	25.460	18	L.MARINI	1'49.691	1'50.045	(19)
19	F.QUARTARARO	31.676	A.RINS	31.237	F.QUARTARARO	21.503	T.NAKAGAMI	25.493	19	F.QUARTARAR	1'49.843	1'50.011	(18)
20	L.MARINI	31.697	M.BEZZECCHI	31.269	R.FERNANDEZ	21.535	F.BAGNAIA	25.511	20	F.BAGNAIA	1'49.934	1'50.216	(21)
21	F.BAGNAIA	31.717	R.FERNANDEZ	31.306	L.MARINI	21.544	A.ESPARGARO	25.560	21	R.FERNANDEZ	1'49.960	1'50.133	(20)
22	A.ESPARGARO	32.077	A.ESPARGARO	31.698	A.ESPARGARO	21.735	A.FERNANDEZ	25.568	22	A.ESPARGAR	1'51.070	1'51.463	(22)

These data/results cannot be reproduced, stored and/or transmitted in whole or in part by any manner of electronic, mechanical, photocopying, recording, broadcasting or otherwise now known or herein after developed without the previous express consent by the copyright owner, except for reproduction in daily press and regular printed publications on sale to the public within 60 days of the event related to those data/results and always provided that copyright symbol appears together as follows below.

© DORNA, 2024




5077 m.

## GRAN PREMIO GoPro DE ARAGÓN

## Free Practice Nr. 1

## Fastest Laps Sequence

<i>Practice Time</i>	 <i>Rider</i>	<i>Nation</i>	<i>Motorcycle</i>	<i>Time</i>	<i>Km/h</i>	<i>Rider's Lap</i>
<b>3'59.016</b>	43 <b>Jack MILLER</b>	AUS	KTM	<b>1'55.071</b>	158.8	2
<b>4'06.231</b>	5 <b>Johann ZARCO</b>	FRA	HONDA	<b>1'53.410</b>	161.1	2
<b>4'36.803</b>	12 <b>Maverick VIÑALES</b>	SPA	APRILIA	<b>1'53.125</b>	161.5	2
<b>5'49.272</b>	43 <b>Jack MILLER</b>	AUS	KTM	<b>1'50.256</b>	165.7	3
<b>7'39.260</b>	43 <b>Jack MILLER</b>	AUS	KTM	<b>1'49.988</b>	166.1	4
<b>7'41.522</b>	73 <b>Alex MARQUEZ</b>	SPA	DUCATI	<b>1'49.927</b>	166.2	4
<b>9'58.591</b>	88 <b>Miguel OLIVEIRA</b>	POR	APRILIA	<b>1'49.330</b>	167.1	5
<b>13'24.292</b>	43 <b>Jack MILLER</b>	AUS	KTM	<b>1'49.115</b>	167.5	7
<b>13'41.738</b>	88 <b>Miguel OLIVEIRA</b>	POR	APRILIA	<b>1'49.086</b>	167.5	7
<b>14'13.423</b>	93 <b>Marc MARQUEZ</b>	SPA	DUCATI	<b>1'48.383</b>	168.6	7
<b>33'13.699</b>	93 <b>Marc MARQUEZ</b>	SPA	DUCATI	<b>1'48.289</b>	168.7	12

These data/results cannot be reproduced, stored and/or transmitted in whole or in part by any manner of electronic, mechanical, photocopying, recording, broadcasting or otherwise now known or herein after developed without the previous express consent by the copyright owner, except for reproduction in daily press and regular printed publications on sale to the public within 60 days of the event related to those data/results and always provided that copyright symbol appears together as follows below.

© DORNA, 2024