

5077 m.

GRAN PREMIO GoPro DE ARAGÓN

Practice Nr. 1

Classification

6



	Rider	Nation	Team	Motorcycle	Time	Lap	Total	Gap	Top Speed
1	80 David ALONSO	COL	CFMOTO Gaviota Aspar Team	CFMOTO	1'57.052	15	15		242.9
2	99 Jose Antonio RUEDA	SPA	Red Bull KTM Ajo	KTM	1'57.262	14	14	0.210 0.210	238.1
3	22 David ALMANSA	SPA	Kopron Rivacold Snipers Team	HONDA	1'57.616	10	12	0.564 0.354	238.1
4	95 Collin VEIJER	NED	Liqui Moly Husqvarna Intact GP	HUSQVARNA	1'57.842	13	14	0.790 0.226	235.0
5	64 David MUÑOZ	SPA	BOE Motorsports	KTM	1'57.918	11	13	0.866 0.076	237.1
6	48 Ivan ORTOLA	SPA	MT Helmets - MSI	KTM	1'57.942	11	12	0.890 0.024	242.4
7	36 Angel PIQUERAS	SPA	Leopard Racing	HONDA	1'57.954	10	12	0.902 0.012	242.9
8	31 Adrian FERNANDEZ	SPA	Leopard Racing	HONDA	1'58.007	11	15	0.955 0.053	240.2
9	66 Joel KELSO	AUS	BOE Motorsports	KTM	1'58.023	13	14	0.971 0.016	240.2
10	58 Luca LUNETTA	ITA	SIC58 Squadra Corse	HONDA	1'58.036	14	14	0.984 0.013	237.6
11	82 Stefano NEPA	ITA	LEVELUP - MTA	KTM	1'58.220	11	13	1.168 0.184	237.6
12	78 Joel ESTEBAN	SPA	CFMOTO Gaviota Aspar Team	CFMOTO	1'58.231	12	13	1.179 0.011	237.1
13	12 Jacob ROULSTONE	AUS	Red Bull GASGAS Tech3	GASGAS	1'58.254	11	13	1.202 0.023	233.5
14	96 Daniel HOLGADO	SPA	Red Bull GASGAS Tech3	GASGAS	1'58.270	12	12	1.218 0.016	239.7
15	10 Nicola CARRARO	ITA	LEVELUP - MTA	KTM	1'58.656	12	14	1.604 0.386	238.1
16	24 Tatsuki SUZUKI	JPN	Liqui Moly Husqvarna Intact GP	HUSQVARNA	1'58.675	11	12	1.623 0.019	242.4
17	6 Ryusei YAMANAKA	JPN	MT Helmets - MSI	KTM	1'58.779	11	13	1.727 0.104	240.8
18	72 Taiyo FURUSATO	JPN	Honda Team Asia	HONDA	1'59.051	10	14	1.999 0.272	238.6
19	54 Riccardo ROSSI	ITA	CIP Green Power	KTM	1'59.153	9	10	2.101 0.102	237.1
20	18 Matteo BERTELLE	ITA	Kopron Rivacold Snipers Team	HONDA	1'59.254	12	12	2.202 0.101	241.3
21	21 Vicente PEREZ	SPA	Fibre Tec Honda - MLav Racing	HONDA	1'59.301	9	10	2.249 0.047	238.1
22	85 Xabi ZURUTUZA	SPA	Red Bull KTM Ajo	KTM	1'59.309	9	11	2.257 0.008	233.5
23	7 Filippo FARIOLI	ITA	SIC58 Squadra Corse	HONDA	1'59.348	11	12	2.296 0.039	232.5
24	19 Scott OGDEN	GBR	Fibre Tec Honda - MLav Racing	HONDA	1'59.637	11	11	2.585 0.289	238.1
25	5 Tatchakorn BUASRI	THA	Honda Team Asia	HONDA	1'59.811	12	14	2.759 0.174	239.7
26	55 Noah DETTWILER	SWI	CIP Green Power	KTM	2'00.662	5	13	3.610 0.851	237.1
27	93 Arbi ADITAMA	INA	Honda Team Asia	HONDA	2'01.279	10	13	4.227 0.617	236.5

Practice condition: Dry

Air: 28°

Humidity: 54%

Ground: 49°

Fastest Lap:	Lap: 15	David ALONSO	1'57.052	156.1 Km/h
Best Race Lap:	2022	Deniz ÖNCÜ	1'57.896	155.0 Km/h
All-Time Lap Record:	2024	David ALONSO	1'57.052	156.1 Km/h

The results are provisional until the end of the limit for protest and appeals.

Time limit for protest expires 60' after publication of the results - Time:

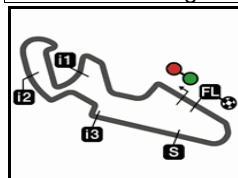
These data/results cannot be reproduced, stored and/or transmitted in whole or in part by any manner of electronic, mechanical, photocopying, recording, broadcasting or otherwise now known or herein after developed without the previous express consent by the copyright owner, except for reproduction in daily press and regular printed publications on sale to the public within 60 days of the event related to those data/results and always provided that copyright symbol appears together as follows below.

© DORNA, 2024

Official MotoGP Timing by TISSOT
www.motogp.com

Alcañiz, Friday, August 30, 2024





5077 m.

GRAN PREMIO GoPro DE ARAGÓN

Practice Nr. 1

Top Speed & Average

8



Rider	Nation	Motorcycle	Top 5 speeds					Average	Top
36 Angel PIQUERAS	SPA	HONDA	242.9	241.8	240.8	237.1	236.5	239.3	242.9
80 David ALONSO	COL	CFMOTO	242.9	238.1	237.1	236.5	236.0	238.1	242.9
24 Tatsuki SUZUKI	JPN	HUSQVARNA	242.4	241.8	241.3	238.6	237.6	240.3	242.4
48 Ivan ORTOLA	SPA	KTM	242.4	241.8	240.2	238.6	234.5	238.7	242.4
18 Matteo BERTELLE	ITA	HONDA	241.3	239.2	238.1	237.6	237.1	238.7	241.3
6 Ryusei YAMANAKA	JPN	KTM	240.8	240.2	238.6	236.0	235.5	238.2	240.8
31 Adrian FERNANDEZ	SPA	HONDA	240.2	238.6	237.1	237.1	235.0	237.6	240.2
66 Joel KELSO	AUS	KTM	240.2	235.5	234.0	233.5	232.5	235.1	240.2
5 Tatchakorn BUASRI	THA	HONDA	239.7	238.1	238.1	235.5	232.5	235.6	239.7
96 Daniel HOLGADO	SPA	GASGAS	239.7	238.1	236.0	236.0	233.0	236.0	239.7
72 Taiyo FURUSATO	JPN	HONDA	238.6	238.6	238.1	237.1	237.1	237.9	238.6
10 Nicola CARRARO	ITA	KTM	238.1	237.6	237.1	236.0	234.5	236.3	238.1
19 Scott OGDEN	GBR	HONDA	238.1	234.5	231.5	231.0	231.0	233.2	238.1
21 Vicente PEREZ	SPA	HONDA	238.1	236.5	234.5	234.0	233.5	235.0	238.1
22 David ALMANSA	SPA	HONDA	238.1	237.6	234.5	234.0	234.0	235.6	238.1
99 Jose Antonio RUEDA	SPA	KTM	238.1	237.6	237.6	236.0	235.5	237.0	238.1
58 Luca LUNETTA	ITA	HONDA	237.6	237.1	236.5	236.5	236.0	236.7	237.6
82 Stefano NEPA	ITA	KTM	237.6	237.6	235.0	234.5	234.5	235.8	237.6
54 Riccardo ROSSI	ITA	KTM	237.1	236.5	234.5	234.5	233.5	235.2	237.1
55 Noah DETTWILER	SWI	KTM	237.1	236.0	235.5	235.5	234.5	235.7	237.1
64 David MUÑOZ	SPA	KTM	237.1	236.0	235.5	235.5	234.5	235.7	237.1
78 Joel ESTEBAN	SPA	CFMOTO	237.1	235.5	235.0	235.0	234.0	235.3	237.1
93 Arbi ADITAMA	INA	HONDA	236.5	236.5	234.0	232.0	230.0	233.8	236.5
95 Collin VEIJER	NED	HUSQVARNA	235.0	235.0	233.5	233.0	232.5	233.8	235.0
12 Jacob ROULSTONE	AUS	GASGAS	233.5	233.0	233.0	233.0	232.5	232.9	233.5
85 Xabi ZURUTUZA	SPA	KTM	233.5	233.0	233.0	232.5	231.5	232.7	233.5
7 Filippo FARIOLI	ITA	HONDA	232.5	231.0	230.5	230.0	230.0	230.8	232.5

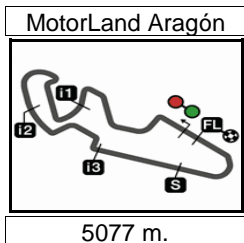
These data/results cannot be reproduced, stored and/or transmitted in whole or in part by any manner of electronic, mechanical, photocopying, recording, broadcasting or otherwise now known or herein after developed without the previous express consent by the copyright owner, except for reproduction in daily press and regular printed publications on sale to the public within 60 days of the event related to those data/results and always provided that copyright symbol appears together as follows below.

© DORNA, 2024

Official MotoGP Timing by TISSOT
www.motogp.com



Alcañiz, Friday, August 30, 2024



GRAN PREMIO GoPro DE ARAGÓN

Practice Nr. 1

Chronological Analysis of Performances

9

* Lap / Sector time cancelled T1 Time from finish line to 1st intermediate T3 Time from 2nd intermed. to 3rd intermed.
P Crossing the finish line in pit lane T2 Time from 1st intermed. to 2nd intermed. T4 Time from 3rd intermediate to finish line

Lap	Lap Time	T1	T2	T3	T4	Speed	Lap	Lap Time	T1	T2	T3	T4	Speed	
1st 80	David ALONSO	CFMOTO Gaviota As COL		10	1'57.616	33.151	32.872	21.847	29.746	234.0				
	Runs=2 Total laps=15 Full laps=12 Valid laps=9				11	1'58.634	33.145	33.124	22.222	30.143	231.0			
1	2'04.955	30.202	35.399	22.783	30.346	235.0	12	1'58.370	33.101	32.974	22.030	30.265	229.0	
2	2'00.781	34.182	33.937	22.526	30.136	242.9								
3	2'00.053	33.891	33.785	22.200	30.177	235.5								
4	1'59.972	33.827	33.661	22.249	30.235	235.5								
5	2'00.134 *	33.74*	33.806	22.241	30.341	233.5								
6	1'59.668	33.574	33.585	22.212	30.297	233.5								
7	2'01.028	33.974	34.191	22.441	30.422	236.5								
8	2'00.723 *	33.86*	33.966	22.378	30.510	234.0								
9	2'00.390	33.772	33.739	22.428	30.451	236.0								
10	2'00.022 *	33.80*	33.485	22.235	30.497	238.1								
11	2'07.590 P	33.943	35.371	22.682	35.594	229.5								
12	7'01.560	30.838	34.072	22.334	30.112	232.5								
13	1'57.942	33.135	32.991	21.950	29.866	235.0								
14	1'57.262	32.977	32.826	21.731	29.728	234.5								
15	1'57.052	32.921	32.824	21.631	29.676	237.1								
2nd 99	Jose Antonio RUED	Red Bull KTM Ajo SPA												
	Runs=2 Total laps=14 Full laps=11 Valid laps=10													
1	2'06.363	28.509	33.750	22.560	30.256	235.5								
2	1'58.586	33.606	33.093	22.065	29.822	236.0								
3	2'05.550	39.260	34.177	22.168	29.945	237.6								
4	1'58.898 *	33.81*	33.158	21.901	30.027	238.1								
5	1'58.166	33.325	32.925	21.939	29.977	234.5								
6	1'58.336	33.300	33.064	22.025	29.947	237.6								
7	2'00.387	33.671	34.021	22.177	30.518	232.0								
8	2'00.033	33.593	33.725	22.173	30.542	232.0								
9	1'59.865	33.666	33.465	22.186	30.548	234.0								
10	2'05.498 P	33.88*	33.539	22.910	35.167	232.5								
11	10'42.573 *	28.422	33.366	22.001*	30.117	233.0								
12	1'57.319	33.079	32.746	21.638	29.856	233.5								
13	1'57.363	33.021	32.720	21.642	29.980	233.0								
14	1'57.262	32.872	32.755	21.715	29.920	232.5								
3rd 22	David ALMANSA	Kopron Rivacold Snip SPA												
	Runs=2 Total laps=12 Full laps=9 Valid laps=9													
1	2'26.358	30.274	34.590	22.969	30.465	238.1								
2	2'01.451	34.299	33.826	22.843	30.483	237.6								
3	2'00.912	34.015	33.940	22.553	30.404	234.0								
4	2'00.263	33.952	33.657	22.519	30.135	234.5								
5	2'00.227	33.558	33.894	22.307	30.468	230.5								
6	2'00.178	34.014	33.492	22.336	30.336	232.0								
7	2'00.007	33.779	33.476	22.260	30.492	231.5								
8	2'10.516 P	38.517	34.877	22.884	34.238	220.6								
9	14'15.675	28.040	33.492	22.130	29.965	232.0								
4th 95	Collin VEIJER	Liqui Moly Husqvarna NED												
	Runs=2 Total laps=14 Full laps=11 Valid laps=11													
1	3'05.118	29.521	34.961	22.973	30.527	231.5								
2	2'02.796	36.167	34.013	22.482	30.134	235.0								
3	1'59.732	33.556	33.578	22.419	30.179	235.0								
4	2'04.378	34.466	34.243	23.434	32.235	187.4								
5	1'59.534	33.650	33.420	22.217	30.247	231.5								
6	1'59.765	33.623	33.453	22.296	30.393	232.0								
7	2'01.729 P	33.573	33.472	22.351	32.333	227.1								
8	8'43.068	31.139	34.860	23.072	30.446	231.5								
9	1'58.161	33.280	33.083	21.813	29.985	233.0								
10	1'57.928	33.140	32.949	21.808	30.031	231.5								
11	1'58.463	33.297	33.084	22.014	30.068	231.0								
12	2'04.864	34.123	38.280	22.298	30.163	232.5								
13	1'57.842	33.140	32.971	21.755	29.976	233.5								
14	1'57.993	33.095	32.973	21.855	30.070	231.0								
5th 64	David MUÑOZ	BOE Motorsports SPA												
	Runs=3 Total laps=13 Full laps=8 Valid laps=7													
1	2'08.562	29.138	34.189	22.507	30.660	233.0								
2	2'03.170 *	35.89*	34.518	22.500	30.254	236.0								
3	2'24.044	47.974	43.318	22.513	30.239	235.5								
4	1'59.988	33.893	33.714	22.268	30.113	237.1								
5	1'59.519	33.766	33.418	22.191	30.144	235.5								
6	2'08.713 P	34.620	36.169	23.319	34.605	199.9								
7	7'01.472	31.300	34.152	22.263	30.504	232.5								
8	1'59.161	33.554	33.301	22.020	30.286	232.0								
9	2'04.252 P	33.67*	35.039	22.980	32.563	228.6								
10	6'06.545	29.488	33.837	22.497	30.161	231.5								
11	1'57.918	33.249	32.963	21.713	29.993	234.5								
12	1'58.164	33.231	32.888	21.901	30.144	231.5								
13	2'04.290	36.228	34.666	23.010	30.386	231.5								
6th 48	Ivan ORTOLA	MT Helmets - MSI SPA												
	Runs=2 Total laps=12 Full laps=9 Valid laps=9													
1	2'31.844	30.995	34.681	22.905	30.616	234.5								
2	1'59.864	33.740	33.920	22.295	29.909	242.4								
3	1'59.331	33.655	33.580	22.179	29.917	241.8								
4	1'59.135	33.432	33.403	22.278	30.022	240.2								
5	1'59.104	33.415	33.481	22.210	29.998	234.5								
6	1'59.662	33.805	33.402	22.035	30.420	232.5								
7	2'02.702	36.322	33.608	22.219	30.553	230.5								

Fastest Lap: David ALONSO CFMOTO Gaviota As COL 1'57.052 32.921 32.824 21.631 29.676

These data/results cannot be reproduced, stored and/or transmitted in whole or in part by any manner of electronic, mechanical, photocopying, recording, broadcasting or otherwise now known or herein after developed without the previous express consent by the copyright owner, except for reproduction in daily press and regular printed publications on sale to the public within 60 days of the event related to those data/results and always provided that copyright symbol appears together as follows below.
© DORNA, 2024



Practice Nr. 1

Moto3

Lap	Lap Time	T1	T2	T3	T4	Speed	Lap	Lap Time	T1	T2	T3	T4	Speed		
8	2'03.315	P	33.806	34.289	22.654	32.566	229.5	10th 58 Luca LUNETTA Runs=2 Total laps=14 Full laps=11 Valid laps=10	SIC58 Squadra Corse	ITA					
9	14'21.919		27.973	33.356	22.073	30.067	232.5		1	2'04.614	31.119	35.676	23.077	30.933	232.0
10	1'58.108		33.219	33.131	21.931	29.827	238.6		2	2'01.216	34.399	33.825	22.575	30.417	236.5
11	1'57.942		33.254	32.959	21.716	30.013	232.5		3	2'00.352	33.968	33.783	22.338	30.263	236.0
12	1'58.310		33.205	33.013	21.725	30.367	231.5		4	1'59.929	33.810	33.523	22.379	30.217	235.0
7th 36 Angel PIQUERAS Leopard Racing SPA Runs=2 Total laps=12 Full laps=9 Valid laps=8							5		2'00.161	33.701	33.782	22.376	30.302	233.5	
1	2'27.566		30.523	36.633	26.317	30.387	240.8		6	1'59.737	33.809	33.475	22.180	30.273	234.0
2	2'05.062		34.120	38.326	22.758	29.858	241.8		7	2'00.626	33.704	34.096	22.458	30.368	237.6
3	1'59.075		33.540	33.570	22.127	29.838	242.9		8	2'01.204	33.878	33.978	22.446	30.902	237.1
4	1'59.818		33.754	33.650	22.271	30.143	236.5		9	1'59.940	33.727	33.517	22.383	30.313	236.5
5	1'59.654		33.830	33.423	22.163	30.238	236.5		10	2'00.626 *	33.88*	33.519	22.505	30.718	233.0
6	2'00.421		34.126	33.636	22.293	30.366	234.0		11	2'07.807 P	33.910	34.043	22.766	37.088	213.3
7	2'03.456 *		36.12*	33.915	22.518	30.903	232.0		12	8'50.659	28.652	33.751	22.278	32.237	230.0
8	2'08.506 P		36.09*	35.037	24.098	33.275	227.6		13	1'58.487	33.360	33.039	21.931	30.157	231.5
9	14'14.453		28.081	33.436	22.354	30.213	233.0	14	1'58.036	33.318	32.923	21.799	29.996	233.0	
10	1'57.954		33.323	32.999	21.797	29.835	235.0	11th 82 Stefano NEPA LEVELUP - MTA ITA Runs=2 Total laps=13 Full laps=10 Valid laps=10							
11	2'03.960		32.975	34.474	25.487	31.024	226.2	1	2'09.490	29.463	34.499	22.711	30.341	235.0	
12	1'59.061		33.350	33.373	22.070	30.268	237.1	2	2'00.480	34.005	33.756	22.395	30.324	234.5	
8th 31 Adrian FERNANDEZ Leopard Racing SPA Runs=2 Total laps=15 Full laps=12 Valid laps=11							3	1'59.615	33.722	33.561	22.134	30.198	237.6		
1	2'30.229		30.600	34.195	22.722	30.215	237.1	4	1'59.818	33.568	33.553	22.190	30.507	233.0	
2	2'00.200		33.978	33.757	22.480	29.985	238.6	5	1'59.431	33.579	33.391	22.214	30.247	231.5	
3	1'59.695		33.961	33.676	22.173	29.885	237.1	6	1'59.511	33.529	33.425	22.112	30.445	231.0	
4	1'59.740		33.768	33.843	22.263	29.866	240.2	7	1'59.875	33.623	33.574	22.293	30.385	232.5	
5	1'59.333		33.494	33.516	22.239	30.084	235.0	8	2'00.539	33.660	33.643	22.281	30.955	228.1	
6	1'59.612		33.754	33.314	22.059	30.485	231.0	9	2'01.335 P	33.710	33.585	22.337	31.703	234.5	
7	1'59.663		33.770	33.311	22.123	30.459	231.0	10	11'07.437	29.261	34.101	22.349	30.038	233.5	
8	2'00.223		33.968	33.594	22.161	30.500	232.5	11	1'58.220	33.185	33.101	22.085	29.849	237.6	
9	2'06.178 P		33.827	33.513	22.151	36.687	232.0	12	1'58.300	33.142	33.046	22.015	30.097	232.0	
10	7'04.809		29.273	33.658	22.232	30.237	232.5	13	2'00.983	33.198	33.145	22.221	32.419	203.3	
11	1'58.007		33.344	32.848	21.766	30.049	232.5	12th 78 Joel ESTEBAN CFMOTO Gaviota As SPA Runs=2 Total laps=13 Full laps=10 Valid laps=10							
12	1'58.367		33.383	33.023	21.854	30.107	231.0	1	2'04.883	29.821	34.668	22.902	30.672	233.5	
13	1'58.627 *		33.19*	33.231	22.011	30.186	231.0	2	2'02.711	34.954	34.457	22.521	30.779	235.0	
14	1'58.834		33.190	33.333	22.068	30.243	231.0	3	2'02.104	34.854	34.107	22.454	30.689	233.5	
15	1'58.772		33.221	33.218	21.992	30.341	231.0	4	2'02.085	34.904	34.045	22.659	30.477	237.1	
9th 66 Joel KELSO BOE Motorsports AUS Runs=2 Total laps=14 Full laps=11 Valid laps=11							5	2'01.385	34.546	33.872	22.304	30.663	231.5		
1	2'35.105		30.601	35.286	22.978	30.608	232.5	6	2'01.173	34.426	33.718	22.321	30.708	231.0	
2	1'59.754		33.678	33.808	22.262	30.006	240.2	7	2'01.647	34.560	33.780	22.366	30.941	231.0	
3	1'59.376		33.561	33.524	22.217	30.074	235.5	8	2'03.666	34.743	34.035	23.939	30.949	230.0	
4	2'00.015		33.428	33.735	22.326	30.526	234.0	9	2'05.678 P	34.580	33.996	22.817	34.285	226.2	
5	1'59.368		33.584	33.494	22.034	30.256	232.0	10	10'52.482	32.921	33.920	22.232	30.136	235.5	
6	2'09.329		40.839	35.447	22.466	30.577	230.5	11	1'58.981	33.793	33.145	21.960	30.083	234.0	
7	2'00.345		33.814	33.610	22.375	30.546	229.5	12	1'58.231	33.386	33.070	21.764	30.011	235.0	
8	1'59.977		33.671	33.560	22.225	30.521	231.5	13	1'58.398	33.331	32.995	21.843	30.229	232.0	
9	1'59.696		33.640	33.490	22.231	30.335	233.5	13th 12 Jacob ROULSTONE Red Bull GASGAS Te AUS Runs=3 Total laps=13 Full laps=8 Valid laps=6							
10	2'10.102 P		34.732	35.629	25.169*	34.572	218.0	1	2'20.272	30.140	36.540	24.685	31.206	228.6	
11	9'00.277		29.186	36.771	22.145	30.163	230.5	2	2'02.811 *	34.55*	34.566	22.917	30.769	233.5	
12	1'58.284		33.173	33.300	21.846	29.965	232.0	3	2'02.370	34.540	34.286	22.810	30.734	233.0	
13	1'58.023		33.078	32.985	21.789	30.171	231.5	4	2'02.344 *	34.32*	34.331	22.740	30.946	232.0	
14	2'04.343		33.265	33.233	27.192	30.653	229.5	5	2'11.277 P	34.469	41.376	22.847	32.585	232.5	

Fastest Lap: David ALONSO CFMOTO Gaviota As COL **1'57.052** 32.921 32.824 21.631 29.676

These data/results cannot be reproduced, stored and/or transmitted in whole or in part by any manner of electronic, mechanical, photocopying, recording, broadcasting or otherwise now known or herein after developed without the previous express consent by the copyright owner, except for reproduction in daily press and regular printed publications on sale to the public within 60 days of the event related to those data/results and always provided that copyright symbol appears together as follows below.
© DORNA, 2024

Practice Nr. 1

Moto3

Lap	Lap Time	T1	T2	T3	T4	Speed	Lap	Lap Time	T1	T2	T3	T4	Speed	
6	5'55.059	34.858	35.819	22.750	30.678	231.0	17th 6 Ryusei YAMANAKA Runs=2 Total laps=13 Full laps=10 Valid laps=9							
7	1'59.623	33.846	33.400	22.055	30.322	233.0		1	2'29.346	29.973	34.831	23.825	30.668	235.5
8	1'59.694	33.638	33.421	22.266	30.369	233.0		2	2'01.676	34.500	33.820	23.051	30.305	238.6
9	2'01.285 P	33.595	33.499	22.229	31.962	231.5		3	2'00.585	34.207	33.727	22.427	30.224	240.2
10	8'19.924	28.125	33.556	22.042	30.104	232.5		4	2'03.035	35.858	34.149	22.496	30.532	234.5
11	1'58.254	33.182	33.109	21.854	30.109	231.5		5	2'00.527	34.014	33.716	22.423	30.374	231.5
12	2'01.267	33.690	33.350	22.486	31.741	217.5		6	2'02.939 *	35.57*	34.324	22.347	30.690	230.5
13	1'59.918	33.495	33.464	22.317	30.642	229.5		7	2'01.406	34.388	34.014	22.372	30.632	231.5
								8	2'00.949	34.201	33.685	22.405	30.658	231.0
								9	2'04.588 P	34.487	33.705	22.551	33.845	227.6
								10	12'13.597 *	28.383	33.909	22.404*	31.004	230.0
								11	1'58.779	33.639	33.169	22.095	29.876	240.8
								12	2'01.824	33.552	33.593	23.038	31.641	212.4
							13	1'59.580	33.651	33.711	21.924	30.294	236.0	
14th 96 Daniel HOLGADO Runs=3 Total laps=12 Full laps=7 Valid laps=6														
1	2'26.116	30.177	35.071	22.958	30.878	236.0	18th 72 Taiyo FURUSATO Runs=2 Total laps=14 Full laps=11 Valid laps=10							
2	2'04.049	34.825	36.013	22.712	30.499	236.0		1	2'25.708	31.380	35.153	23.036	30.639	235.0
3	2'01.125	34.438	33.940	22.442	30.305	238.1		2	2'02.005	34.297	34.237	22.966	30.505	236.5
4	2'00.545	34.091	33.697	22.532	30.225	239.7		3	2'01.175	34.310	34.137	22.558	30.170	238.1
5	2'11.542 P	34.200	38.740	25.545	33.057	225.2		4	2'00.372	34.099	33.766	22.474	30.033	238.6
6	6'43.831	29.535	34.130	22.462	30.581	232.0		5	2'00.388	33.704	34.206	22.472	30.006	237.1
7	2'00.101 *	33.82*	33.668	22.262	30.343	233.0		6	1'59.785	33.786	33.627	22.267	30.105	238.6
8	1'59.368	33.670	33.229	22.189	30.280	233.0		7	2'00.015	33.892	33.456	22.351	30.316	237.1
9	2'02.888 P	33.675	33.464	22.422*	33.327	231.0		8	2'04.143 P	33.974	33.812	22.405	33.952	222.9
10	7'50.739 *	28.205	33.371	22.241*	30.126	232.0		9	9'06.383	28.716	33.668	22.217	30.150	235.0
11	1'59.090	33.652	33.189	22.148	30.101	232.5		10	1'59.051	33.550	33.278	22.037	30.186	233.5
12	1'58.270	33.302	32.970	21.953	30.045	232.0		11	1'59.383	33.568	33.435	22.078	30.302	231.0
							12	1'59.715 *	33.461	33.403	22.495*	30.356	231.5	
							13	1'59.882	33.651	33.551	22.162	30.518	230.0	
							14	2'00.611	33.873	33.692	22.622	30.424	230.5	
15th 10 Nicola CARRARO Runs=3 Total laps=14 Full laps=9 Valid laps=9														
1	2'09.981	31.123	36.815	23.028	30.489	237.6	19th 54 Riccardo ROSSI Runs=2 Total laps=10 Full laps=7 Valid laps=7							
2	2'01.037	34.404	33.851	22.529	30.253	237.1		1	2'26.467	30.796	36.794	23.550	30.978	237.1
3	2'00.091	33.876	33.779	22.297	30.139	238.1		2	2'09.750	35.010	35.206	28.787	30.747	236.5
4	1'59.982	33.733	33.797	22.241	30.211	236.0		3	2'02.592	35.250	34.069	22.429	30.844	233.5
5	1'59.846	33.795	33.572	22.105	30.374	232.5		4	2'01.745	34.793	33.951	22.402	30.599	234.5
6	1'59.671	33.762	33.491	22.070	30.348	231.5		5	2'00.790	34.247	33.705	22.335	30.503	234.5
7	2'00.082	33.857	33.609	22.170	30.446	232.5		6	2'00.309	34.094	33.514	22.178	30.523	233.0
8	2'03.248 P	33.774	33.605	22.159	33.710	231.5		7	2'07.326 P	35.545	34.082	22.983	34.716	222.5
9	4'34.057 *	31.992	34.161	23.062*	30.525	233.0		8	16'18.239	29.383	33.823	22.216	31.587	233.0
10	2'02.653 P	33.911	33.533	22.339	32.870	232.5		9	1'59.153	33.545	33.258	21.988	30.362	231.0
11	6'26.404	30.048	34.147	22.290	30.064	233.5		10	2'01.474	35.041	33.708	22.230	30.495	231.5
12	1'58.656	33.410	33.237	21.943	30.066	234.5								
13	1'58.996	33.732	33.043	22.062	30.159	234.5								
14	1'59.465	33.459	33.506	22.124	30.376	232.5								
16th 24 Tatsuki SUZUKI Runs=3 Total laps=12 Full laps=8 Valid laps=7														
1	2'32.394	35.400	34.800	22.823	30.498	238.6	20th 18 Matteo BERTELLE Runs=2 Total laps=12 Full laps=9 Valid laps=7							
2	2'00.183 *	33.85*	33.844	22.334	30.148	241.3		1	2'30.538	30.254	35.940	23.367	30.230	237.6
3	1'59.394	33.793	33.471	22.219	29.911	242.4		2	2'01.296	34.102	34.272	22.655	30.267	237.1
4	1'59.928	33.658	33.682	22.417	30.171	241.8		3	1'59.826	33.796	33.681	22.286	30.063	241.3
5	1'59.768	33.826	33.464	22.155	30.323	237.6		4	2'00.287 *	34.33*	33.539	22.421	29.988	239.2
6	2'00.273	33.743	33.702	22.401	30.427	237.1		5	2'00.344	34.098	33.677	22.294	30.275	234.0
7	2'09.126 P	34.153	34.871	26.175	33.927	229.5		6	1'59.413	33.581	33.422	22.329	30.081	238.1
8	8'51.312 P	29.847	34.456	22.981	32.932	234.0		7	2'03.801	36.748	33.903	22.505	30.645	231.0
9	6'10.083	29.100	33.742	22.359	30.443	230.5		8	2'03.232 P	34.316	33.895	22.251	32.770	233.0
10	1'59.148	33.514	33.382	22.135	30.117	234.5								
11	1'58.675	33.269	33.157	21.975	30.274	234.0								
12	2'03.330	33.475	35.108	23.556	31.191	233.5								

Fastest Lap: David ALONSO CFMOTO Gaviota As COL **1'57.052** 32.921 32.824 21.631 29.676

These data/results cannot be reproduced, stored and/or transmitted in whole or in part by any manner of electronic, mechanical, photocopying, recording, broadcasting or otherwise now known or herein after developed without the previous express consent by the copyright owner, except for reproduction in daily press and regular printed publications on sale to the public within 60 days of the event related to those data/results and always provided that copyright symbol appears together as follows below.
© DORNA, 2024

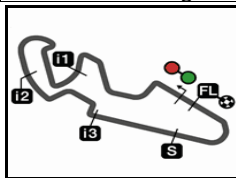
Practice Nr. 1

Moto3

Lap	Lap Time	T1	T2	T3	T4	Speed	Lap	Lap Time	T1	T2	T3	T4	Speed
9	14'21.267	28.572	33.654	22.252	30.227	232.5	8	2'06.079 P	33.981	33.948	25.557	32.593	228.1
10	1'58.585 *	33.16*	33.429	21.906	30.085	233.5	9	14'28.492	28.619	33.597	22.270	30.526	230.5
11	2'01.110	33.337	33.722	22.364	31.687	226.2	10	2'01.394	33.550	35.319	22.262	30.263	231.0
12	1'59.254	33.272	33.415	21.925	30.642	229.5	11	1'59.637	33.673	33.450	22.099	30.415	230.5
21st	21	Vicente PEREZ Fibre Tec Honda - ML SPA					25th	5	Tatchakorn BUASRI Honda Team Asia THA				
		Runs=2	Total laps=10	Full laps=7	Valid laps=5			Runs=2	Total laps=14	Full laps=11	Valid laps=7		
1	2'34.184	30.298	35.497	22.667	30.484	233.5	1	2'27.634	31.059	35.007	24.005	30.710	232.5
2	2'00.835	34.339	33.765	22.337	30.394	234.0	2	2'01.264	34.359	33.942	22.535	30.428	238.1
3	2'00.861	33.896	34.379	22.414	30.172	238.1	3	2'00.316	33.890	33.733	22.776	29.917	239.7
4	2'01.049 *	33.993	33.605	22.896*	30.555	233.5	4	2'09.317	42.080	34.037	22.743	30.457	235.5
5	2'01.112	34.312	33.737	22.507	30.556	231.0	5	2'00.437 *	33.634	34.093	22.499*	30.211	238.1
6	2'05.904 *	34.141	38.221	22.798*	30.744	230.0	6	2'00.852	33.690	33.798	22.654	30.710	231.0
7	2'10.283 P	34.310	36.267	25.530	34.176	206.7	7	2'00.604 *	33.98*	33.753	22.411	30.458	232.5
8	16'04.106 *	28.412	33.432	22.198*	30.252	236.5	8	2'15.951 P	40.974	37.398	23.726	33.853	215.0
9	1'59.301	33.629	33.303	22.088	30.281	234.5	9	8'48.649 *	29.078	34.724	22.767*	30.934	232.5
10	2'02.425	33.462	34.856	22.965	31.142	232.0	10	2'02.987	33.727	35.790	22.859	30.611	232.0
							11	2'00.191	33.710	33.806	22.291	30.384	232.0
22nd	85	Xabi ZURUTUZA Red Bull KTM Ajo SPA					26th	55	Noah DETTWILER CIP Green Power SWI				
		Runs=2	Total laps=11	Full laps=8	Valid laps=7			Runs=2	Total laps=13	Full laps=10	Valid laps=8		
1	2'14.062	29.250	37.946	23.572	31.010	232.5	1	2'26.470	30.641	36.757	23.537	30.792	235.5
2	2'05.749	34.710	34.554	24.503	31.982	226.6	2	2'01.424	34.326	33.885	22.800	30.413	237.1
3	2'02.745	34.554	34.506	22.908	30.777	233.0	3	2'01.273	34.331	34.080	22.550	30.312	236.0
4	2'05.397	34.744	35.195	23.602	31.856	226.2	4	2'05.944	34.238	37.772	23.423	30.511	235.5
5	2'02.715	34.552	34.453	22.997	30.713	233.5	5	2'00.662	34.010	33.803	22.446	30.403	234.5
6	2'03.218	34.717	34.660	22.788	31.053	231.0	6	2'08.847 *	34.41*	37.713	25.705	31.014	229.0
7	2'06.238 P	34.728	34.246	24.427	32.837	230.0	7	2'05.072 P	34.319	34.242	22.708	33.803	225.2
8	16'15.725	27.877	33.835	22.248	30.488	229.0	8	11'54.523	29.353	34.179	22.906	30.864	228.6
9	1'59.309	33.367	33.481	22.256	30.205	233.0	9	2'01.294 *	34.37*	33.775	22.387	30.756	227.6
10	2'04.796	33.694	33.515	24.468	33.119	221.1	10	2'01.012	34.145	33.869	22.339	30.659	227.1
11	2'02.201 *	35.42*	33.880	22.220	30.680	231.5	11	2'11.526	36.787	39.594	23.777	31.368	222.9
							12	2'01.862	33.793	33.949	22.361	31.759	215.0
23rd	7	Filippo FARIOLI SIC58 Squadra Corse ITA					13	2'01.068	34.187	33.650	22.469	30.762	228.6
		Runs=2	Total laps=12	Full laps=8	Valid laps=6								
1	3'05.634	29.119	34.552	22.624	30.418	232.5	27th	93	Arbi ADITAMA Honda Team Asia INA				
2	2'01.008	34.330	33.690	22.375	30.613	231.0			Runs=2	Total laps=13	Full laps=10	Valid laps=10	
3	2'00.513	34.127	33.594	22.222	30.570	230.0	1	2'28.964	30.808	36.616	29.276	31.134	232.0
4	2'03.102 *	33.90*	33.713	22.602	32.880	190.7	2	2'03.606	35.101	34.776	23.114	30.615	236.5
5	1'59.867 *	33.832	33.452	22.061*	30.522	228.1	3	2'02.663	34.529	34.545	22.781	30.808	234.0
6	2'00.178	33.803	33.539	22.109	30.727	227.1	4	2'02.097	34.371	34.396	22.644	30.686	236.5
7	2'01.814	35.122	33.767	21.924	31.001	230.5	5	2'02.161	34.306	34.061	22.753	31.041	229.5
8	2'00.157	33.809	33.525	22.061	30.762	229.0	6	2'01.955	34.107	34.154	22.557	31.137	230.0
9	3'15.190 P	1'31.117	42.821	25.993*	35.259	203.6	7	2'14.175 P	41.172	34.952	23.463	34.588	223.4
10	9'26.529	28.991	36.529	22.319	30.547	229.5	8	10'46.632	31.571	39.126	22.816	30.998	229.5
11	1'59.348	33.609	33.253	21.878	30.608	230.0	9	2'01.863	34.366	34.026	22.488	30.983	227.1
12	2'08.958 P	33.519	33.074	21.863	40.502	228.1	10	2'01.279	34.012	33.991	22.481	30.795	226.2
							11	2'13.067	34.645	38.041	29.434	30.947	227.6
24th	19	Scott OGDEN Fibre Tec Honda - ML GBR					12	2'01.879	34.215	33.879	22.832	30.953	226.2
		Runs=2	Total laps=11	Full laps=8	Valid laps=8		13	2'01.636	34.232	33.921	22.452	31.031	226.2
1	2'25.873	30.773	42.408	23.713	31.402	224.3							
2	2'02.805	34.348	34.261	23.202	30.994	231.0							
3	2'00.498	34.006	33.775	22.661	30.056	238.1							
4	2'00.940	34.146	33.959	22.478	30.357	234.5							
5	2'00.419	34.131	33.502	22.351	30.435	231.5							
6	2'00.132	33.831	33.541	22.300	30.460	230.5							
7	2'00.539	33.949	33.697	22.276	30.617	229.0							

Fastest Lap: David ALONSO CFMOTO Gaviota As COL 1'57.052 32.921 32.824 21.631 29.676

These data/results cannot be reproduced, stored and/or transmitted in whole or in part by any manner of electronic, mechanical, photocopying, recording, broadcasting or otherwise now known or herein after developed without the previous express consent by the copyright owner, except for reproduction in daily press and regular printed publications on sale to the public within 60 days of the event related to those data/results and always provided that copyright symbol appears together as follows below.
© DORNA, 2024



5077 m.

GRAN PREMIO GoPro DE ARAGÓN

Practice Nr. 1

Best Partial Times

Moto3™


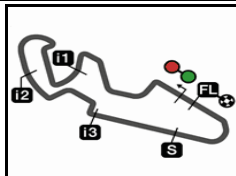
IT Ideal Lap Time, sum of the best partial times

BT Best Lap Time

T1		T2		T3		T4				IT	BT	
Pos	Rider	Time	Rider	Time	Rider	Time	Rider	Time	Pos	Rider	IT	BT
1	J.RUEDA	32.872	J.RUEDA	32.720	D.ALONSO	21.631	D.ALONSO	29.676	1	D.ALONSO	1'57.052	1'57.052 (1)
2	D.ALONSO	32.921	D.ALONSO	32.824	J.RUEDA	21.638	D.ALMANSA	29.746	1	J.RUEDA	1'57.052	1'57.262 (2)
3	A.PIQUERAS	32.975	A.FERNANDEZ	32.848	D.MUÑOZ	21.713	J.RUEDA	29.822	3	D.ALMANSA	1'57.566	1'57.616 (3)
4	J.KELSO	33.078	D.ALMANSA	32.872	I.ORTOLA	21.716	I.ORTOLA	29.827	4	A.PIQUERAS	1'57.606	1'57.954 (7)
5	C.VEIJER	33.095	D.MUÑOZ	32.888	C.VEIJER	21.755	A.PIQUERAS	29.835	5	A.FERNANDEZ	1'57.670	1'58.007 (8)
6	D.ALMANSA	33.101	L.LUNETTA	32.923	J.ESTEBAN	21.764	S.NEPA	29.849	6	I.ORTOLA	1'57.707	1'57.942 (6)
7	S.NEPA	33.142	C.VEIJER	32.949	A.FERNANDEZ	21.766	A.FERNANDEZ	29.866	7	C.VEIJER	1'57.775	1'57.842 (4)
8	J.ROULSTONE	33.182	I.ORTOLA	32.959	J.KELSO	21.789	R.YAMANAKA	29.876	8	J.KELSO	1'57.817	1'58.023 (9)
9	A.FERNANDEZ	33.190	D.HOLGADO	32.970	A.PIQUERAS	21.797	T.SUZUKI	29.911	9	D.MUÑOZ	1'57.825	1'57.918 (5)
10	I.ORTOLA	33.205	J.KELSO	32.985	L.LUNETTA	21.799	T.BUASRI	29.917	10	L.LUNETTA	1'58.036	1'58.036 (10)
11	D.MUÑOZ	33.231	J.ESTEBAN	32.995	D.ALMANSA	21.847	J.KELSO	29.965	11	S.NEPA	1'58.052	1'58.220 (11)
12	T.SUZUKI	33.269	A.PIQUERAS	32.999	J.ROULSTONE	21.854	C.VEIJER	29.976	12	J.ESTEBAN	1'58.101	1'58.231 (12)
13	M.BERTELLE	33.272	N.CARRARO	33.043	F.FARIOLI	21.863	M.BERTELLE	29.988	13	J.ROULSTONE	1'58.249	1'58.254 (13)
14	D.HOLGADO	33.302	S.NEPA	33.046	M.BERTELLE	21.906	D.MUÑOZ	29.993	14	D.HOLGADO	1'58.270	1'58.270 (14)
15	L.LUNETTA	33.318	F.FARIOLI	33.074	R.YAMANAKA	21.924	L.LUNETTA	29.996	15	T.SUZUKI	1'58.312	1'58.675 (16)
16	J.ESTEBAN	33.331	J.ROULSTONE	33.109	N.CARRARO	21.943	T.FURUSATO	30.006	16	N.CARRARO	1'58.460	1'58.656 (15)
17	X.ZURUTUZA	33.367	T.SUZUKI	33.157	D.HOLGADO	21.953	J.ESTEBAN	30.011	17	R.YAMANAKA	1'58.521	1'58.779 (17)
18	N.CARRARO	33.410	R.YAMANAKA	33.169	T.SUZUKI	21.975	D.HOLGADO	30.045	18	M.BERTELLE	1'58.581	1'59.254 (20)
19	T.FURUSATO	33.461	R.ROSSI	33.258	R.ROSSI	21.988	S.OGDEN	30.056	19	T.FURUSATO	1'58.782	1'59.051 (18)
20	V.PEREZ	33.462	T.FURUSATO	33.278	S.NEPA	22.015	N.CARRARO	30.064	20	F.FARIOLI	1'58.874	1'59.348 (23)
21	F.FARIOLI	33.519	V.PEREZ	33.303	T.FURUSATO	22.037	J.ROULSTONE	30.104	21	V.PEREZ	1'59.025	1'59.301 (21)
22	R.ROSSI	33.545	M.BERTELLE	33.415	V.PEREZ	22.088	V.PEREZ	30.172	22	R.ROSSI	1'59.153	1'59.153 (19)
23	S.OGDEN	33.550	S.OGDEN	33.450	S.OGDEN	22.099	X.ZURUTUZA	30.205	23	S.OGDEN	1'59.155	1'59.637 (24)
24	YAMANAKA	33.552	X.ZURUTUZA	33.481	T.BUASRI	22.186	N.DETTWILER	30.312	24	T.BUASRI	1'59.270	1'59.811 (25)

These data/results cannot be reproduced, stored and/or transmitted in whole or in part by any manner of electronic, mechanical, photocopying, recording, broadcasting or otherwise now known or herein after developed without the previous express consent by the copyright owner, except for reproduction in daily press and regular printed publications on sale to the public within 60 days of the event related to those data/results and always provided that copyright symbol appears together as follows below.
© DORNA, 2024

MotorLand Aragón

Results and timing service provided by  TISSOT

5077 m.

GRAN PREMIO GoPro DE ARAGÓN

Practice Nr. 1

Best Partial Times

Moto3™

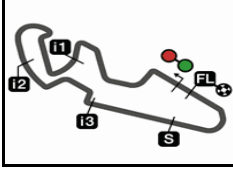
IT Ideal Lap Time, sum of the best partial times*BT* Best Lap Time

Pos	T1		T2		T3		T4		Pos	Rider	IT	BT
	Rider	Time	Rider	Time	Rider	Time	Rider	Time				
25	T.BUASRI	33.589	T.BUASRI	33.578	X.ZURUTUZA	22.220	R.ROSSI	30.362	25	X.ZURUTUZA	1'59.273	1'59.309 (22)
26	N.DETTWILER	33.793	N.DETTWILER	33.650	N.DETTWILER	22.339	F.FARIOLI	30.418	26	N.DETTWILER	2'00.094	2'00.662 (26)
27	A.ADITAMA	34.012	A.ADITAMA	33.879	A.ADITAMA	22.452	A.ADITAMA	30.615	27	A.ADITAMA	2'00.958	2'01.279 (27)

These data/results cannot be reproduced, stored and/or transmitted in whole or in part by any manner of electronic, mechanical, photocopying, recording, broadcasting or otherwise now known or herein after developed without the previous express consent by the copyright owner, except for reproduction in daily press and regular printed publications on sale to the public within 60 days of the event related to those data/results and always provided that copyright symbol appears together as follows below.
© DORNA, 2024

Official MotoGP Timing by TISSOT
www.motogp.com






5077 m.

GRAN PREMIO GoPro DE ARAGÓN

Practice Nr. 1

Fastest Laps Sequence

<i>Practice Time</i>	 <i>Rider</i>	<i>Nation</i>	<i>Motorcycle</i>	<i>Time</i>	<i>Km/h</i>	<i>Rider's Lap</i>
4'04.949	99 Jose Antonio RUEDA	SPA	KTM	1'58.586	154.1	2
10'07.563	99 Jose Antonio RUEDA	SPA	KTM	1'58.166	154.6	5
25'54.281	95 Collin VEIJER	NED	HUSQVARNA	1'58.161	154.6	9
27'37.689	31 Adrian FERNANDEZ	SPA	HONDA	1'58.007	154.8	11
27'52.209	95 Collin VEIJER	NED	HUSQVARNA	1'57.928	154.9	10
31'53.344	64 David MUÑOZ	SPA	KTM	1'57.918	154.9	11
32'51.574	99 Jose Antonio RUEDA	SPA	KTM	1'57.319	155.7	12
33'12.080	80 David ALONSO	COL	CFMOTO	1'57.262	155.8	14
35'09.132	80 David ALONSO	COL	CFMOTO	1'57.052	156.1	15

These data/results cannot be reproduced, stored and/or transmitted in whole or in part by any manner of electronic, mechanical, photocopying, recording, broadcasting or otherwise now known or herein after developed without the previous express consent by the copyright owner, except for reproduction in daily press and regular printed publications on sale to the public within 60 days of the event related to those data/results and always provided that copyright symbol appears together as follows below.

© DORNA, 2024