


4348 m.

MOTORRAD GRAND PRIX VON ÖSTERREICH

Free Practice Nr. 2

Classification

10

	Rider	Nation	Team	Motorcycle	Time	Lap	Total	Gap	Top Speed
1	1 Francesco BAGNAIA	ITA	Ducati Lenovo Team	DUCATI	1'29.243	5	11		311.6
2	44 Pol ESPARGARO	SPA	Red Bull KTM Factory Racing	KTM	1'29.295	7	15	0.052 0.052	313.0
3	93 Marc MARQUEZ	SPA	Gresini Racing MotoGP	DUCATI	1'29.344	7	14	0.101 0.049	307.6
4	89 Jorge MARTIN	SPA	Prima Pramac Racing	DUCATI	1'29.374	7	16	0.131 0.030	313.0
5	20 Fabio QUARTARARO	FRA	Monster Energy Yamaha MotoGP	YAMAHA	1'29.516	13	14	0.273 0.142	305.0
6	12 Maverick VIÑALES	SPA	Aprilia Racing	APRILIA	1'29.520	7	14	0.277 0.004	306.3
7	73 Alex MARQUEZ	SPA	Gresini Racing MotoGP	DUCATI	1'29.640	13	16	0.397 0.120	307.6
8	31 Pedro ACOSTA	SPA	Red Bull GASGAS Tech3	KTM	1'29.808	12	16	0.565 0.168	311.6
9	41 Aleix ESPARGARO	SPA	Aprilia Racing	APRILIA	1'29.822	11	12	0.579 0.014	307.6
10	43 Jack MILLER	AUS	Red Bull KTM Factory Racing	KTM	1'29.841	13	15	0.598 0.019	310.3
11	72 Marco BEZZECCHI	ITA	Pertamina Enduro VR46 Racing Te	DUCATI	1'29.868	5	15	0.625 0.027	313.0
12	88 Miguel OLIVEIRA	POR	Trackhouse Racing	APRILIA	1'29.903	12	14	0.660 0.035	310.3
13	23 Enea BASTIANINI	ITA	Ducati Lenovo Team	DUCATI	1'29.908	6	12	0.665 0.005	311.6
14	25 Raul FERNANDEZ	SPA	Trackhouse Racing	APRILIA	1'30.112	12	14	0.869 0.204	306.3
15	36 Joan MIR	SPA	Repsol Honda Team	HONDA	1'30.113	12	14	0.870 0.001	307.6
16	5 Johann ZARCO	FRA	CASTROL Honda LCR	HONDA	1'30.114	16	16	0.871 0.001	309.0
17	21 Franco MORBIDELLI	ITA	Prima Pramac Racing	DUCATI	1'30.200	8	14	0.957 0.086	310.3
18	33 Brad BINDER	RSA	Red Bull KTM Factory Racing	KTM	1'30.290	14	14	1.047 0.090	311.6
19	30 Takaaki NAKAGAMI	JPN	IDEMITSU Honda LCR	HONDA	1'30.320	12	14	1.077 0.030	306.3
20	32 Lorenzo SAVADORI	ITA	Aprilia Racing	APRILIA	1'30.338	5	13	1.095 0.018	309.0
21	42 Alex RINS	SPA	Monster Energy Yamaha MotoGP	YAMAHA	1'30.342	12	16	1.099 0.004	310.3
22	10 Luca MARINI	ITA	Repsol Honda Team	HONDA	1'30.400	6	13	1.157 0.058	309.0
23	37 Augusto FERNANDEZ	SPA	Red Bull GASGAS Tech3	KTM	1'30.562	14	15	1.319 0.162	309.0
24	6 Stefan BRADL	GER	HRC Test Team	HONDA	1'30.968	15	16	1.725 0.406	311.6

Practice condition: Dry

Air: 22°

Humidity: 72%

Ground: 28°

Fastest Lap:	Lap: 5	Francesco BAGNAIA	1'29.243	175.3 Km/h
Best Race Lap:	2023	Francesco BAGNAIA	1'29.840	174.2 Km/h
All-Time Lap Record:	2024	Francesco BAGNAIA	1'28.508	176.8 Km/h

The results are provisional until the end of the limit for protest and appeals.

Time limit for protest expires 60' after publication of the results - Time:

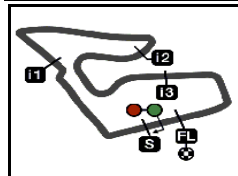
These data/results cannot be reproduced, stored and/or transmitted in whole or in part by any manner of electronic, mechanical, photocopying, recording, broadcasting or otherwise now known or herein after developed without the previous express consent by the copyright owner, except for reproduction in daily press and regular printed publications on sale to the public within 60 days of the event related to those data/results and always provided that copyright symbol appears together as follows below.

© DORNA, 2024

Official MotoGP Timing by TISSOT
www.motogp.com



Spielberg, Saturday, August 17, 2024



4348 m.

MOTORRAD GRAND PRIX VON ÖSTERREICH

Free Practice Nr. 2

Top Speed & Average

12



Rider	Nation	Motorcycle	Top 5 speeds					Average	Top
44 Po ESPARGARO	SPA	KTM	313.0	311.6	311.6	311.6	311.6	311.8	313.0
72 Marco BEZZECCHI	ITA	DUCATI	313.0	310.3	310.3	310.3	310.3	310.7	313.0
89 Jorge MARTIN	SPA	DUCATI	313.0	311.6	311.6	311.6	310.3	311.4	313.0
1 Francesco BAGNAIA	ITA	DUCATI	311.6	310.3	310.3	310.3	310.3	310.5	311.6
6 Stefan BRADL	GER	HONDA	311.6	309.0	309.0	307.6	307.6	308.7	311.6
23 Enea BASTIANINI	ITA	DUCATI	311.6	311.6	311.6	310.3	310.3	310.9	311.6
31 Pedro ACOSTA	SPA	KTM	311.6	311.6	311.6	310.3	310.3	311.0	311.6
33 Brad BINDER	RSA	KTM	311.6	310.3	310.3	310.3	310.3	310.5	311.6
21 Franco MORBIDELLI	ITA	DUCATI	310.3	309.0	309.0	309.0	309.0	309.2	310.3
42 Alex RINS	SPA	YAMAHA	310.3	310.3	309.0	309.0	309.0	309.4	310.3
43 Jack MILLER	AUS	KTM	310.3	310.3	310.3	310.3	309.0	309.5	310.3
88 Miguel OLIVEIRA	POR	APRILIA	310.3	309.0	309.0	309.0	307.6	309.0	310.3
5 Johann ZARCO	FRA	HONDA	309.0	309.0	307.6	307.6	307.6	307.9	309.0
10 Luca MARINI	ITA	HONDA	309.0	307.6	307.6	307.6	307.6	307.8	309.0
32 Lorenzo SAVADORI	ITA	APRILIA	309.0	309.0	309.0	307.6	307.6	308.4	309.0
37 Augusto FERNANDEZ	SPA	KTM	309.0	309.0	309.0	307.6	307.6	308.1	309.0
36 Joan MIR	SPA	HONDA	307.6	306.3	305.0	305.0	305.0	305.4	307.6
41 Aleix ESPARGARO	SPA	APRILIA	307.6	307.6	306.3	306.3	306.3	306.6	307.6
73 Alex MARQUEZ	SPA	DUCATI	307.6	307.6	307.6	307.6	307.6	307.6	307.6
93 Marc MARQUEZ	SPA	DUCATI	307.6	307.6	306.3	306.3	306.3	306.7	307.6
12 Maverick VIÑALES	SPA	APRILIA	306.3	306.3	305.0	305.0	305.0	305.4	306.3
25 Raul FERNANDEZ	SPA	APRILIA	306.3	306.3	306.3	305.0	305.0	305.7	306.3
30 Takaaki NAKAGAMI	JPN	HONDA	306.3	306.3	303.7	303.7	303.7	304.7	306.3
20 Fabio QUARTARARO	FRA	YAMAHA	305.0	305.0	305.0	303.7	303.7	304.1	305.0

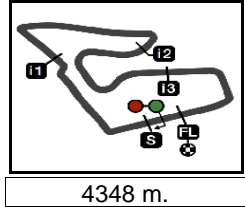
These data/results cannot be reproduced, stored and/or transmitted in whole or in part by any manner of electronic, mechanical, photocopying, recording, broadcasting or otherwise now known or herein after developed without the previous express consent by the copyright owner, except for reproduction in daily press and regular printed publications on sale to the public within 60 days of the event related to those data/results and always provided that copyright symbol appears together as follows below.

© DORNA, 2024

Official MotoGP Timing by TISSOT
www.motogp.com



Spielberg, Saturday, August 17, 2024



MOTORRAD GRAND PRIX VON ÖSTERREICH
Free Practice Nr. 2
Chronological Analysis of Performances

13

* Lap / Sector time cancelled T1 Time from finish line to 1st intermediate T3 Time from 2nd intermed. to 3rd intermed.
P Crossing the finish line in pit lane T2 Time from 1st intermed. to 2nd intermed. T4 Time from 3rd intermediate to finish line
**Tyre data subject to further updates

Lap	Lap Time	T1	T2	T3	T4	Speed	Lap	Lap Time	T1	T2	T3	T4	Speed			
1st	1	Francesco BAGNAIA DUCATI ITA Ducati Lenovo Team						3rd	93	Marc MARQUEZ DUCATI SPA Gresini Racing MotoGP						
		Runs=3	Total laps=11	Full laps=6	Valid laps=5				Runs=2	Total laps=14	Full laps=11	Valid laps=11				
Run #	1	Front Tyre Slick-Medium			Rear Tyre Slick-Soft			Run #	1	Front Tyre Slick-Medium			Rear Tyre Slick-Soft			
		6 Laps at start			3 Laps at start					8 Laps at start			4 Laps at start			
1	2'29.257	32.392	27.244	24.892	16.804		1	1'44.610	31.450	27.895	25.319	17.205				
2	1'30.545	25.026	25.095	23.834	16.590	310.3	2	1'31.967	25.115	25.697	24.281	16.874	305.0			
3	1'29.549	24.656	24.866	23.652	16.375	310.3	3	1'30.508	24.769	25.372	23.734	16.633	306.3			
4	1'34.356 *	25.656*	27.660	24.626	16.414	310.3	4	1'29.591	24.481	24.936	23.650	16.524	306.3			
5	1'29.243	24.396	24.883	23.604	16.360	311.6	5	1'29.713	24.444	25.052	23.704	16.513	306.3			
6	1'29.802 P	24.460	26.305	24.824	14.213	310.3	6	1'29.576	24.367	24.991	23.676	16.542	305.0			
Run #	2	Front Tyre Slick-Medium			Rear Tyre Slick-Soft			Run #	7	1'29.344	24.262	25.012	23.657	16.413	305.0	
		12 Laps at start			9 Laps at start					8	1'34.292 P	27.863*	26.682	25.030	14.717	307.6
7	9'40.224	31.530	27.455	24.574	16.919		Run #	2	Front Tyre Slick-Medium			Rear Tyre Slick-Soft				
8	1'30.537	24.836	25.130	23.982	16.589	306.3			16 Laps at start			12 Laps at start				
9	1'35.773 P	27.490*	29.128	24.701	14.454	307.6	9	10'23.622	31.894	27.056	25.276	17.350				
Run #	3	Front Tyre Slick-Medium			Rear Tyre Slick-Medium			10	1'32.605	25.732	25.833	24.235	16.805	298.7		
		15 Laps at start			16 Laps at start			11	1'30.305	24.626	25.230	23.817	16.632	305.0		
10	6'28.306	31.395	26.056	25.128	16.877		12	1'30.153	24.589	25.120	23.714	16.730	306.3			
11	1'30.952	24.560	25.607	24.200	16.585	310.3	13	1'29.724	24.418	25.094	23.642	16.570	307.6			
2nd	44	Poi ESPARGARO KTM SPA Red Bull KTM Factory Racing						14	1'29.765	24.378	25.159	23.685	16.543	306.3		
		Runs=2	Total laps=15	Full laps=11	Valid laps=10		4th	89	Jorge MARTIN DUCATI SPA Prima Pramac Racing							
Run #	1	Front Tyre Slick-Medium			Rear Tyre Slick-Medium					Runs=2	Total laps=16	Full laps=13	Valid laps=11			
		1 Laps at start			New Tyre			Run #	1	Front Tyre Slick-Medium			Rear Tyre Slick-Medium			
1	1'42.763	31.415	26.304	25.289	17.043				8 Laps at start			7 Laps at start				
2	1'31.393	25.031	25.178	24.383	16.801	310.3	1	2'13.153	30.595	26.707	24.992	16.868				
3	1'29.642	24.628	24.763	23.754	16.497	310.3	2	1'31.508	25.089	25.448	24.288	16.683	306.3			
4	1'29.407	24.535	24.841	23.669	16.362	309.0	3	1'30.037	24.681	24.956	23.938	16.462	307.6			
5	1'34.056 *	28.102*	25.675	23.853	16.426	309.0	4	1'35.500	24.471	26.167	24.955	19.907	309.0			
6	1'29.489	24.546	24.920	23.613	16.410	311.6	5	1'29.650	24.481	25.148	23.566	16.455	309.0			
7	1'29.295	24.369	24.863	23.632	16.431	311.6	6	1'33.193 *	25.943*	26.961	23.916	16.373	311.6			
8	1'34.041 P	27.717*	26.740	24.748	14.836	313.0	7	1'29.374	24.337	25.012	23.635	16.390	309.0			
Run #	2	Front Tyre Slick-Medium			Rear Tyre Slick-Medium			8	1'30.901 P	26.115*	26.305	24.258	14.223	309.0		
		9 Laps at start			8 Laps at start			Run #	2	Front Tyre Slick-Medium			Rear Tyre Slick-Medium			
9	9'15.059	30.730	26.730	25.987	17.929				16 Laps at start			15 Laps at start				
10	1'31.035	24.832	25.047	24.439	16.717	311.6	9	7'11.116	31.565	26.056	24.373	16.671				
11	1'32.949	24.634	27.482	24.170	16.663	310.3	10	1'29.815	24.493	25.025	23.902	16.395	306.3			
12	1'29.924	24.609	24.999	23.734	16.582	311.6	11	1'59.573	24.476			17.247	310.3			
13	1'29.867	24.563	25.038	23.844	16.422	311.6	12	1'30.324	24.834	25.197	23.858	16.435	307.6			
14	1'30.064	24.586	25.147	23.772	16.559	311.6	13	1'29.681 *	24.360	25.160	23.753*	16.408	310.3			
15	1'38.794 P	29.095*	28.606	26.778	14.315	311.6	14	1'33.578	25.991	25.555	25.285	16.747	311.6			
							15	1'29.783	24.490	25.199	23.736	16.358	313.0			
							16	1'29.820	24.341	25.164	23.705	16.610	311.6			

Fastest Lap: Francesco BAGNAIA Ducati Lenovo Team ITA **1'29.243** 24.396 24.883 23.604 16.360

These data/results cannot be reproduced, stored and/or transmitted in whole or in part by any manner of electronic, mechanical, photocopying, recording, broadcasting or otherwise now known or herein after developed without the previous express consent by the copyright owner, except for reproduction in daily press and regular printed publications on sale to the public within 60 days of the event related to those data/results and always provided that copyright symbol appears together as follows below.
© DORNA, 2024



Free Practice Nr. 2

MotoGP

Lap	Lap Time	T1	T2	T3	T4	Speed	Lap	Lap Time	T1	T2	T3	T4	Speed	
5th	20	Fabio QUARTARARO YAMAHA FRA					8	1'30.135	P	24.674	25.254	24.983	15.224	307.6
Monster Energy Yamaha MotoGP Team							Run # 2 Front Tyre Slick-Medium Rear Tyre Slick-Soft							
Runs=2 Total laps=14 Full laps=10 Valid laps=7							10 Laps at start 4 Laps at start							
Run #	1	Front Tyre Slick-Medium		Rear Tyre Slick-Medium			9	8'08.126	31.020	26.563	24.966	16.950		
8 Laps at start 10 Laps at start							10	1'31.014	24.984	25.375	24.047	16.608	302.5	
1	2'57.238	31.210	26.960	25.526	17.050		11	1'30.624	24.767	25.360	23.858	16.639	303.7	
2	1'31.413	25.163	25.411	24.236	16.603	301.2	12	1'30.603	24.644	25.527	23.803	16.629	305.0	
3	1'30.556 *	24.876*	25.073	24.050	16.557	302.5	13	1'29.640	24.480	25.135	23.541	16.484	307.6	
4	1'30.161 *	24.612*	25.026	23.989	16.534	303.7	14	1'31.484	24.697	25.188	24.636	16.963	307.6	
5	1'29.845	24.473	24.976	23.921	16.475	303.7	15	1'30.185	24.691	25.172	23.776	16.546	305.0	
6	1'34.814	24.531	25.090	27.677	17.516	303.7	16	1'30.498	24.716	25.286	23.906	16.590	303.7	
7	1'30.433 *	24.748*	25.060	24.068	16.557	305.0	8th 31 Pedro ACOSTA KTM SPA							
8	1'30.281	24.563	25.126	24.037	16.555	303.7	Red Bull GASGAS Tech3							
9	1'29.667 P	24.568	25.141	25.119	14.839	303.7	Runs=2 Total laps=16 Full laps=13 Valid laps=7							
Run #	2	Front Tyre Slick-Medium		Rear Tyre Slick-Soft			Run #	1	Front Tyre Slick-Medium		Rear Tyre Slick-Soft			
17 Laps at start 4 Laps at start							13 Laps at start 4 Laps at start							
10	8'24.743	30.711	29.475	24.559	16.713		1	2'36.330	P	30.435	25.908	24.535	13.837	
11	1'29.900	24.542	25.088	23.886	16.384	303.7	Run #	2	Front Tyre Slick-Medium		Rear Tyre Slick-Medium			
12	1'29.623	24.432	24.998	23.760	16.433	305.0	8 Laps at start 3 Laps at start							
13	1'29.516	24.419	24.913	23.784	16.400	305.0	2	2'12.605	30.137	26.917	24.413	17.168		
14	1'27.907 P	24.446	24.977	24.242	14.242	303.7	3	1'30.252 *	24.647	25.207	23.873	16.525*	311.6	
6th 12 Maverick VIÑALES APRILIA SPA							4	1'30.369 *	24.754	25.154	23.888	16.573*	310.3	
Aprilia Racing							5	1'29.816	24.451	25.120	23.793	16.452	309.0	
Runs=2 Total laps=14 Full laps=11 Valid laps=10							6	1'29.933	24.408	25.057	23.928	16.540	310.3	
Run #	1	Front Tyre Slick-Medium		Rear Tyre Slick-Soft			7	1'33.287 *	24.998*	26.633	24.443	17.213	310.3	
7 Laps at start 3 Laps at start							8	1'30.270	24.606	25.180	23.941	16.543	309.0	
1	2'21.025	32.125	26.885	25.103	17.127		9	1'30.705	24.541	25.164	24.413	16.587	309.0	
2	1'31.992	25.659	25.397	24.356	16.580	302.5	10	1'30.192	24.404	25.206	24.020	16.562	309.0	
3	1'30.388 *	24.804	25.047	23.957	16.580*	302.5	11	1'30.304 *	24.691*	25.058	23.988*	16.567	309.0	
4	1'34.834	24.664	28.984	24.605	16.581	305.0	12	1'29.808	24.467	25.069	23.822	16.450	307.6	
5	1'30.099	24.598	25.353	23.789	16.359	303.7	13	1'30.124	24.558	25.027	23.992	16.547	309.0	
6	1'29.542	24.506	24.961	23.745	16.330	303.7	14	1'35.381 *	25.502*	27.743	25.289	16.847	309.0	
7	1'29.520	24.420	25.045	23.692	16.363	306.3	15	1'30.935 *	24.919	25.297	24.132*	16.587	311.6	
8	1'33.081 P	27.400	25.698	24.472	15.511	305.0	16	1'31.498 P	24.560	25.869	25.270	15.799	311.6	
Run #	2	Front Tyre Slick-Medium		Rear Tyre Slick-Soft			9th 41 Aleix ESPARGARO APRILIA SPA							
15 Laps at start 11 Laps at start							Aprilia Racing							
9	9'58.653	32.720	27.267	24.508	16.745		Runs=2 Total laps=12 Full laps=9 Valid laps=9							
10	1'30.195	24.687	25.123	23.873	16.512	303.7	Run #	1	Front Tyre Slick-Medium		Rear Tyre Slick-Medium			
11	1'30.059	24.568	25.137	23.852	16.502	305.0	13 Laps at start 13 Laps at start							
12	1'33.893	25.693	27.560	24.130	16.510	303.7	1	2'32.048	31.740	27.719	25.251	17.277		
13	1'30.011	24.530	25.074	23.960	16.447	306.3	2	1'32.564	25.769	25.763	24.263	16.769	302.5	
14	1'31.728	24.674	25.252	23.944	17.858	305.0	3	1'31.457	25.282	25.478	24.064	16.633	302.5	
7th 73 Alex MARQUEZ DUCATI SPA							4	1'31.867	25.807	25.539	23.905	16.616	306.3	
Gresini Racing MotoGP							5	1'30.692	24.854	25.455	23.824	16.559	307.6	
Runs=2 Total laps=16 Full laps=13 Valid laps=12							6	1'30.446	24.698	25.410	23.853	16.485	306.3	
Run #	1	Front Tyre Slick-Medium		Rear Tyre Slick-Soft			7	1'33.986 P	26.598*	27.027	25.397	14.964	306.3	
8 Laps at start 4 Laps at start							Run #	2	Front Tyre Slick-Medium		Rear Tyre Slick-Soft			
1	1'46.423	31.541	27.585	25.428	17.218		20 Laps at start 3 Laps at start							
2	1'31.647 *	25.074	25.534	24.337	16.702*	303.7	8	12'59.140	33.615	26.553	24.796	16.837		
3	1'30.462	24.920	25.176	23.873	16.493	305.0	9	1'30.944	25.072	25.515	23.851	16.506	306.3	
4	1'34.421	25.434	25.758	25.289	17.940	307.6	10	1'30.095	24.710	25.240	23.634	16.511	306.3	
5	1'30.082	24.704	25.142	23.688	16.548	307.6	11	1'29.822	24.611	25.156	23.618	16.437	307.6	
6	1'31.550	24.735	25.210	24.085	17.520	307.6	12	1'30.022	24.579	25.176	23.746	16.521	306.3	
7	1'30.035	24.611	25.140	23.756	16.528	306.3	Fastest Lap: Francesco BAGNAIA Ducati Lenovo Team ITA 1'29.243 24.396 24.883 23.604 16.360							

These data/results cannot be reproduced, stored and/or transmitted in whole or in part by any manner of electronic, mechanical, photocopying, recording, broadcasting or otherwise now known or herein after developed without the previous express consent by the copyright owner, except for reproduction in daily press and regular printed publications on sale to the public within 60 days of the event related to those data/results and always provided that copyright symbol appears together as follows below.
© DORNA, 2024



Free Practice Nr. 2

MotoGP

Lap	Lap Time	T1	T2	T3	T4	Speed	Lap	Lap Time	T1	T2	T3	T4	Speed	
10th	43	Jack MILLER				KTM	AUS	6	1'32.373	24.691	26.412	24.461	16.809	307.6
		Red Bull KTM Factory Racing						7	1'30.074	24.530	25.207	23.677	16.660	306.3
		Runs=2 Total laps=15 Full laps=11 Valid laps=11						8	1'32.268 P	26.186	26.876	24.610	14.596	309.0
Run #	1	Front Tyre Slick-Medium			Rear Tyre Slick-Soft		Run #	2	Front Tyre Slick-Medium			Rear Tyre Slick-Soft		
		8 Laps at start			4 Laps at start				15 Laps at start			11 Laps at start		
1	2'00.606	32.337	26.648	25.439	16.974		9	8'51.039	34.125	26.722	24.445	18.582		
2	1'31.426	25.210	25.387	24.147	16.682	309.0	10	1'31.462	25.106	25.719	24.073	16.564	305.0	
3	1'31.860	24.877	26.353	24.038	16.592	310.3	11	1'30.438	24.789	25.373	23.748	16.528	305.0	
4	1'30.032	24.653	25.111	23.732	16.536	309.0	12	1'29.903	24.502	25.140	23.740	16.521	306.3	
5	1'38.387	24.686	32.818	24.279	16.604	310.3	13	1'30.069	24.569	25.270	23.796	16.434	306.3	
6	1'32.623	24.618	25.071	23.814	19.120	310.3	14	1'36.828 P	28.252*	29.435	24.606	14.535	306.3	
7	1'33.186 P	24.605	27.034	25.626	15.921	309.0								
Run #	2	Front Tyre Slick-Medium			Rear Tyre Slick-Soft		13th	23	Enea BASTIANINI				DUCATI	ITA
		15 Laps at start			4 Laps at start				Ducati Lenovo Team					
		Runs=3 Total laps=12 Full laps=8 Valid laps=6							Runs=3 Total laps=12 Full laps=8 Valid laps=6					
Run #	1	Front Tyre Slick-Medium			Rear Tyre Slick-Soft		Run #	1	Front Tyre Slick-Medium			Rear Tyre Slick-Soft		
		6 Laps at start			2 Laps at start				6 Laps at start			2 Laps at start		
1	2'15.093	31.683	26.752	24.928	16.960		1	2'15.093	31.683	26.752	24.928	16.960		
2	1'31.361 *	25.379*	25.430	24.007	16.545	307.6	2	1'31.361 *	25.379*	25.430	24.007	16.545	307.6	
3	1'30.359	24.738	25.185	23.939	16.497	310.3	3	1'30.359	24.738	25.185	23.939	16.497	310.3	
4	1'32.449	24.828	25.096	23.795	18.730	310.3	4	1'32.449	24.828	25.096	23.795	18.730	310.3	
5	1'30.113	24.681	25.097	23.832	16.503	310.3	5	1'30.113	24.681	25.097	23.832	16.503	310.3	
6	1'29.908	24.634	25.080	23.706	16.488	309.0	6	1'29.908	24.634	25.080	23.706	16.488	309.0	
7	1'29.934	24.646	25.112	23.685	16.491	311.6	7	1'29.934	24.646	25.112	23.685	16.491	311.6	
8	1'30.639 P	26.013	25.853	24.183	14.590	310.3	8	1'30.639 P	26.013	25.853	24.183	14.590	310.3	
Run #	2	Front Tyre Slick-Hard			Rear Tyre Slick-Soft		Run #	2	Front Tyre Slick-Hard			Rear Tyre Slick-Soft		
		12 Laps at start			10 Laps at start				12 Laps at start			10 Laps at start		
9	8'40.888 P	32.693	26.813	25.509	18.195		9	8'40.888 P	32.693	26.813	25.509	18.195		
Run #	3	Front Tyre Slick-Medium			Rear Tyre Slick-Soft		Run #	3	Front Tyre Slick-Medium			Rear Tyre Slick-Soft		
		14 Laps at start			11 Laps at start				14 Laps at start			11 Laps at start		
10	6'06.000	35.130	26.590	24.793	16.688		10	6'06.000	35.130	26.590	24.793	16.688		
11	1'31.985 *	25.671*	25.540	24.111	16.663	311.6	11	1'31.985 *	25.671*	25.540	24.111	16.663	311.6	
12	1'30.528	24.748	25.239	23.910	16.631	311.6	12	1'30.528	24.748	25.239	23.910	16.631	311.6	
14th	25	Raul FERNANDEZ				APRILIA	SPA							
		Trackhouse Racing												
		Runs=2 Total laps=14 Full laps=10 Valid laps=8												
Run #	1	Front Tyre Slick-Medium			Rear Tyre Slick-Soft		Run #	1	Front Tyre Slick-Medium			Rear Tyre Slick-Soft		
		8 Laps at start			4 Laps at start				8 Laps at start			4 Laps at start		
1	2'34.396	31.573	27.008	24.993	17.072		1	2'34.396	31.573	27.008	24.993	17.072		
2	1'31.321	25.288	25.360	24.009	16.664	302.5	2	1'31.321	25.288	25.360	24.009	16.664	302.5	
3	1'30.505	24.841	25.278	23.819	16.567	306.3	3	1'30.505	24.841	25.278	23.819	16.567	306.3	
4	1'30.807	24.854	25.309	24.066	16.578	306.3	4	1'30.807	24.854	25.309	24.066	16.578	306.3	
5	1'33.144	26.606	25.719	24.134	16.685	302.5	5	1'33.144	26.606	25.719	24.134	16.685	302.5	
6	1'31.684	24.804	25.536	24.035	17.309	303.7	6	1'31.684	24.804	25.536	24.035	17.309	303.7	
7	1'32.561 P	27.155	26.092	24.363	14.951	305.0	7	1'32.561 P	27.155	26.092	24.363	14.951	305.0	
Run #	2	Front Tyre Slick-Medium			Rear Tyre Slick-Soft		Run #	2	Front Tyre Slick-Medium			Rear Tyre Slick-Soft		
		15 Laps at start			4 Laps at start				15 Laps at start			4 Laps at start		
8	8'21.268	30.741	28.063	24.581	16.724		8	8'21.268	30.741	28.063	24.581	16.724		
9	1'30.860 *	24.911	25.433	23.976	16.540*	302.5	9	1'30.860 *	24.911	25.433	23.976	16.540*	302.5	
10	1'30.771	25.106	25.324	23.809	16.532	305.0	10	1'30.771	25.106	25.324	23.809	16.532	305.0	
11	1'30.201	24.664	25.188	23.812	16.537	305.0	11	1'30.201	24.664	25.188	23.812	16.537	305.0	
12	1'30.112	24.558	25.207	23.827	16.520	303.7	12	1'30.112	24.558	25.207	23.827	16.520	303.7	
13	1'38.095 *	30.622*	26.611	24.083	16.779	303.7	13	1'38.095 *	30.622*	26.611	24.083	16.779	303.7	
14	1'29.400 P	24.767	25.345	24.095	15.193	306.3	14	1'29.400 P	24.767	25.345	24.095	15.193	306.3	
12th	88	Miguel OLIVEIRA				APRILIA	POR							
		Trackhouse Racing												
		Runs=2 Total laps=14 Full laps=10 Valid laps=10												
Run #	1	Front Tyre Slick-Medium			Rear Tyre Slick-Soft									
		7 Laps at start			3 Laps at start									
1	2'03.189	32.617	26.782	24.907	17.030									
2	1'30.737	25.008	25.233	23.933	16.563	306.3								
3	1'30.263	24.844	25.159	23.708	16.552	310.3								
4	1'30.173	24.806	25.242	23.625	16.500	309.0								
5	1'30.115	24.758	25.210	23.601	16.546	309.0								
Fastest Lap: Francesco BAGNAIA Ducati Lenovo Team ITA 1'29.243 24.396 24.883 23.604 16.360														

These data/results cannot be reproduced, stored and/or transmitted in whole or in part by any manner of electronic, mechanical, photocopying, recording, broadcasting or otherwise now known or herein after developed without the previous express consent by the copyright owner, except for reproduction in daily press and regular printed publications on sale to the public within 60 days of the event related to those data/results and always provided that copyright symbol appears together as follows below.
© DORNA, 2024

Free Practice Nr. 2

MotoGP

Lap	Lap Time	T1	T2	T3	T4	Speed	Lap	Lap Time	T1	T2	T3	T4	Speed	
15th	36	Joan MIR				HONDA	SPA	6	1'30.375	24.617	25.253	23.784	16.721	309.0
		Repsol Honda Team						7	1'43.559 *	33.943*	28.879	24.098	16.639	309.0
		Runs=2 Total laps=14 Full laps=10 Valid laps=8						8	1'30.200	24.676	25.134	23.833	16.557	309.0
Run #	1	Front Tyre Slick-Medium			Rear Tyre Slick-Soft									
		7 Laps at start			3 Laps at start									
1	1'52.912	32.055	26.725	25.339	17.039									
2	1'32.039	25.316	25.445	24.409	16.869	303.7								
3	1'30.922	24.745	25.368	24.158	16.651	305.0								
4	1'30.587	24.745	25.238	23.965	16.639	305.0								
5	1'30.279	24.687	25.111	23.906	16.575	305.0								
6	1'35.291 *	24.639	27.714*	26.101	16.837	305.0								
7	1'36.185 *	24.674	26.986	25.776	18.749*	305.0								
8	1'28.687 P	24.728	25.235	23.888	14.836	307.6								
Run #	2	Front Tyre Slick-Medium			Rear Tyre Slick-Medium									
		15 Laps at start			New Tyre									
9	7'47.560	31.528	26.500	24.705	16.843									
10	1'30.870	24.908	25.331	23.988	16.643	305.0								
11	1'30.328	24.637	25.179	23.902	16.610	303.7								
12	1'30.113	24.619	25.024	23.890	16.580	305.0								
13	1'34.065	25.318	26.435	25.579	16.733	305.0								
14	1'33.331 P	24.820	25.938	26.800	15.773	306.3								
18th	33	Brad BINDER				KTM	RSA							
		Red Bull KTM Factory Racing												
		Runs=2 Total laps=14 Full laps=11 Valid laps=11												
Run #	1	Front Tyre Slick-Medium			Rear Tyre Slick-Medium									
		8 Laps at start			New Tyre									
1	2'01.578	32.516	27.880	25.973	23.849									
2	1'32.044	25.487	25.550	24.292	16.715	307.6								
3	1'33.897	27.486	25.330	24.161	16.920	310.3								
4	1'30.411	24.784	25.180	23.767	16.680	310.3								
5	1'43.523	29.498	33.616	23.770	16.639	309.0								
6	1'30.325	24.696	25.148	23.860	16.621	311.6								
7	1'33.006	27.157	25.422	23.786	16.641	310.3								
8	1'34.462 P	28.904	25.605	24.579	15.374	309.0								
Run #	2	Front Tyre Slick-Medium			Rear Tyre Slick-Medium									
		16 Laps at start			8 Laps at start									
9	9'37.464	34.743	26.904	25.056	20.776									
10	1'31.336	25.101	25.379	24.135	16.721	310.3								
11	1'30.489	24.636	25.251	23.856	16.746	310.3								
12	1'30.324	24.651	25.156	23.859	16.658	307.6								
13	1'30.535	24.756	25.196	23.862	16.721	310.3								
14	1'30.290	24.695	25.245	23.796	16.554	309.0								
16th	5	Johann ZARCO				HONDA	FRA							
		CASTROL Honda LCR												
		Runs=2 Total laps=16 Full laps=13 Valid laps=12												
Run #	1	Front Tyre Slick-Medium			Rear Tyre Slick-Soft									
		7 Laps at start			3 Laps at start									
1	2'12.601	31.894	27.421	25.536	17.135									
2	1'32.188	25.447	25.444	24.402	16.895	305.0								
3	1'31.078	25.045	25.473	23.926	16.634	309.0								
4	1'31.046	24.834	25.253	24.145	16.814	307.6								
5	1'30.737	24.833	25.329	23.960	16.615	307.6								
6	1'30.395	24.680	25.201	23.890	16.624	307.6								
7	1'30.300	24.677	25.105	23.850	16.668	309.0								
8	1'30.270 P	24.889	26.187*	24.336	14.858	307.6								
Run #	2	Front Tyre Slick-Medium			Rear Tyre Slick-Soft									
		15 Laps at start			4 Laps at start									
9	7'06.487	31.655	26.893	25.765	16.898									
10	1'31.586	25.230	25.571	24.191	16.594	306.3								
11	1'30.837	24.898	25.356	23.986	16.597	307.6								
12	1'30.326 *	24.812*	25.143	23.817	16.554	306.3								
13	1'30.229	24.695	25.176	23.812	16.546	307.6								
14	1'31.337	24.832	25.934	23.977	16.594	307.6								
15	1'30.225	24.701	25.180	23.869	16.475	305.0								
16	1'30.114	24.625	25.165	23.806	16.518	306.3								
19th	30	Takaaki NAKAGAMI				HONDA	JPN							
		IDEMITSU Honda LCR												
		Runs=2 Total laps=14 Full laps=10 Valid laps=5												
Run #	1	Front Tyre Slick-Medium			Rear Tyre Slick-Soft									
		7 Laps at start			4 Laps at start									
1	2'05.164	32.440	27.734	25.766	17.215									
2	1'34.606 *	26.461*	26.669	24.650	16.826	302.5								
3	1'31.671	24.845	25.846	24.093	16.887	302.5								
4	1'30.772	24.902	25.259	23.945	16.666	303.7								
5	1'30.431	24.788	25.323	23.779	16.541	303.7								
6	1'30.629 *	24.931*	25.347	23.764	16.587	306.3								
7	1'37.281 P	26.556*	29.919	25.468	15.338	306.3								
Run #	2	Front Tyre Slick-Medium			Rear Tyre Slick-Soft									
		14 Laps at start			11 Laps at start									
8	8'13.076	31.527	26.710	24.859	17.093									
9	1'31.363 *	25.048*	25.389	24.088*	16.838*	301.2								
10	1'30.622 *	24.806*	25.288	23.828	16.700	301.2								
11	1'30.456	24.743	25.282	23.856	16.575	303.7								
12	1'30.320	24.608	25.243	23.851	16.618	302.5								
13	1'30.369 *	24.707*	25.289	23.796*	16.577	302.5								
14	1'36.661 P	29.703*	26.714	25.146	15.098	302.5								
Fastest Lap:	Francesco BAGNAIA				Ducati Lenovo Team	ITA	1'29.243	24.396	24.883	23.604	16.360			

These data/results cannot be reproduced, stored and/or transmitted in whole or in part by any manner of electronic, mechanical, photocopying, recording, broadcasting or otherwise now known or herein after developed without the previous express consent by the copyright owner, except for reproduction in daily press and regular printed publications on sale to the public within 60 days of the event related to those data/results and always provided that copyright symbol appears together as follows below.
 © DORNA, 2024

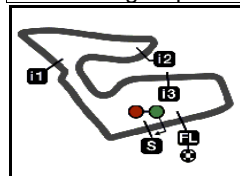


Free Practice Nr. 2

MotoGP

Lap	Lap Time	T1	T2	T3	T4	Speed	Lap	Lap Time	T1	T2	T3	T4	Speed			
20th	32	Lorenzo SAVADORI				APRILIA	ITA	7	1'41.329	P	29.481	31.234	25.606	15.008	305.0	
		Aprilia Racing						Run # 2		Front Tyre Slick-Medium		Rear Tyre Slick-Soft				
		Runs=2		Total laps=13		Full laps=9		Valid laps=7		14 Laps at start				4 Laps at start		
Run #	1	Front Tyre Slick-Medium		Rear Tyre Slick-Soft												
		8 Laps at start				4 Laps at start										
1	2'21.193	36.740	27.771	24.819	17.096											
2	1'32.106	*	25.678	25.658	24.121*	16.649	307.6									
3	1'30.806	24.975	25.324	23.906	16.601	309.0										
4	1'34.374	24.936	27.174	25.555	16.709	309.0										
5	1'30.338	24.744	25.303	23.789	16.502	306.3										
6	1'30.438	24.697	25.283	23.834	16.624	309.0										
7	1'34.631	P	26.779	26.945	26.008	14.899	306.3									
Run #	2	Front Tyre Slick-Medium		Rear Tyre Slick-Soft												
		15 Laps at start				11 Laps at start										
8	8'36.392	31.923	26.211	24.924	17.170											
9	1'31.514	25.092	25.370	24.293	16.759	300.0										
10	1'31.365	25.120	25.399	24.158	16.688	300.0										
11	1'31.377	*	25.015	25.548	24.038	16.776*	302.5									
12	1'45.687	32.539	29.131	27.273	16.744	303.7										
13	1'41.279	P	24.876	27.487	33.967	14.949	307.6									
23rd	37	Augusto FERNANDEZ				KTM	SPA									
		Red Bull GASGAS Tech3														
		Runs=2		Total laps=15		Full laps=11		Valid laps=11								
Run #	1	Front Tyre Slick-Medium		Rear Tyre Slick-Medium												
		8 Laps at start				9 Laps at start										
1	1'55.681	32.962	27.553	25.727	17.752											
2	1'39.055	25.593	25.860	26.251	21.351	306.3										
3	1'31.905	25.285	25.557	24.244	16.819	309.0										
4	1'33.109	24.915	26.208	24.819	17.167	307.6										
5	1'30.976	25.017	25.367	24.003	16.589	309.0										
6	1'30.641	24.786	25.352	23.893	16.610	307.6										
7	1'30.794	24.873	25.394	23.920	16.607	307.6										
8	1'42.942	P	27.926*	32.385	26.112	16.519	309.0									
Run #	2	Front Tyre Slick-Medium		Rear Tyre Slick-Soft												
		16 Laps at start				4 Laps at start										
9	9'19.508	31.711	27.425	26.585	17.740											
10	1'31.215	25.183	25.413	24.070	16.549	307.6										
11	1'32.342	24.840	26.113	24.691	16.698	307.6										
12	1'30.591	24.802	25.255	23.944	16.590	306.3										
13	1'30.628	24.731	25.343	24.017	16.537	306.3										
14	1'30.562	24.743	25.296	23.914	16.609	306.3										
15	1'44.892	P	32.788*	29.686	27.032	15.386	306.3									
24th	6	Stefan BRADL				HONDA	GER									
		HRC Test Team														
		Runs=2		Total laps=16		Full laps=12		Valid laps=11								
Run #	1	Front Tyre Slick-Medium		Rear Tyre Slick-Soft												
		7 Laps at start				3 Laps at start										
1	1'57.754	31.887	27.800	25.677	17.653											
2	1'33.205	25.686	26.115	24.431	16.973	305.0										
3	1'31.533	25.201	25.457	24.207	16.668	309.0										
4	1'37.478	24.928	28.260	25.354	18.936	307.6										
5	1'31.335	25.049	25.450	24.187	16.649	311.6										
6	1'31.391	24.888	25.421	24.142	16.940	307.6										
7	1'31.109	24.828	25.478	24.137	16.666	306.3										
8	1'40.798	P	34.100*	26.451	24.812	15.435	306.3									
Run #	2	Front Tyre Slick-Medium		Rear Tyre Slick-Soft												
		14 Laps at start				11 Laps at start										
9	6'50.575	31.537	27.413	24.847	17.033											
10	1'32.471	25.390	25.916	24.420	16.745	305.0										
11	1'31.321	24.949	25.480	24.130	16.762	306.3										
12	1'31.189	24.914	25.394	24.038	16.843	305.0										
13	1'31.166	24.815	25.440	24.152	16.759	306.3										
14	1'42.840	*	30.154*	29.927	26.008	16.751	305.0									
15	1'30.968	24.839	25.448	23.982	16.699	309.0										
16	1'39.460	P	29.111*	27.602	26.752	15.995	307.6									
22nd	10	Luca MARINI				HONDA	ITA									
		Repsol Honda Team														
		Runs=2		Total laps=13		Full laps=9		Valid laps=9								
Run #	1	Front Tyre Slick-Medium		Rear Tyre Slick-Soft												
		7 Laps at start				3 Laps at start										
1	1'58.600	32.758	27.776	25.388	17.049											
2	1'32.429	25.495	25.816	24.293	16.825	307.6										
3	1'31.628	25.308	25.496	24.086	16.738	307.6										
4	1'30.979	24.987	25.388	24.023	16.581	307.6										
5	1'30.559	24.829	25.235	23.937	16.558	305.0										
6	1'30.400	24.741	25.202	23.941	16.516	305.0										
Fastest Lap:	Francesco BAGNAIA		Ducati Lenovo Team		ITA	1'29.243	24.396	24.883	23.604	16.360						

These data/results cannot be reproduced, stored and/or transmitted in whole or in part by any manner of electronic, mechanical, photocopying, recording, broadcasting or otherwise now known or herein after developed without the previous express consent by the copyright owner, except for reproduction in daily press and regular printed publications on sale to the public within 60 days of the event related to those data/results and always provided that copyright symbol appears together as follows below.
© DORNA, 2024




4348 m.

MOTORRAD GRAND PRIX VON ÖSTERREICH

Free Practice Nr. 2

Combined Practice Times

7

		Rider	Nation	Team	MOTORCYCLE	FP1	FP2	Gap
1	1	F.BAGNAIA	ITA	Ducati Lenovo Team	DUCATI	1'29.964	5 1'29.243	5
2	44	P.ESPARGARO	SPA	Red Bull KTM Factory Racing	KTM	1'29.944	4 1'29.295	7 0.052 0.052
3	93	M.MARQUEZ	SPA	Gresini Racing MotoGP	DUCATI	1'30.835	20 1'29.344	7 0.101 0.049
4	89	J.MARTIN	SPA	Prima Pramac Racing	DUCATI	1'29.654	17 1'29.374	7 0.131 0.030
5	20	F.QUARTARARO	FRA	Monster Energy Yamaha MotoGP Team	YAMAHA	1'30.552	18 1'29.516	13 0.273 0.142
6	12	M.VIÑALES	SPA	Aprilia Racing	APRILIA	1'30.300	5 1'29.520	7 0.277 0.004
7	73	A.MARQUEZ	SPA	Gresini Racing MotoGP	DUCATI	1'30.400	6 1'29.640	13 0.397 0.120
8	31	P.ACOSTA	SPA	Red Bull GASGAS Tech3	KTM	1'30.283	4 1'29.808	12 0.565 0.168
9	41	A.ESPARGARO	SPA	Aprilia Racing	APRILIA	1'31.568	8 1'29.822	11 0.579 0.014
10	43	J.MILLER	AUS	Red Bull KTM Factory Racing	KTM	1'30.436	6 1'29.841	13 0.598 0.019
11	72	M.BEZZECCHI	ITA	Pertamina Enduro VR46 Racing Team	DUCATI	1'30.584	8 1'29.868	5 0.625 0.027
12	21	F.MORBIDELLI	ITA	Prima Pramac Racing	DUCATI	1'29.872	7 1'30.200	8 0.629 0.004
13	88	M.OLIVEIRA	POR	Trackhouse Racing	APRILIA	1'31.040	13 1'29.903	12 0.660 0.031
14	23	E.BASTIANINI	ITA	Ducati Lenovo Team	DUCATI	1'30.480	20 1'29.908	6 0.665 0.005
15	25	R.FERNANDEZ	SPA	Trackhouse Racing	APRILIA	1'30.810	13 1'30.112	12 0.869 0.204
16	36	J.MIR	SPA	Repsol Honda Team	HONDA	1'30.388	16 1'30.113	12 0.870 0.001
17	5	J.ZARCO	FRA	CASTROL Honda LCR	HONDA	1'30.627	8 1'30.114	16 0.871 0.001
18	33	B.BINDER	RSA	Red Bull KTM Factory Racing	KTM	1'30.236	4 1'30.290	14 0.993 0.122
19	30	T.NAKAGAMI	JPN	IDEMITSU Honda LCR	HONDA	1'30.839	12 1'30.320	12 1.077 0.084
20	32	L.SAVADORI	ITA	Aprilia Racing	APRILIA	1'30.985	4 1'30.338	5 1.095 0.018
21	42	A.RINS	SPA	Monster Energy Yamaha MotoGP Team	YAMAHA	1'30.482	18 1'30.342	12 1.099 0.004
22	10	L.MARINI	ITA	Repsol Honda Team	HONDA	1'30.953	12 1'30.400	6 1.157 0.058
23	37	A.FERNANDEZ	SPA	Red Bull GASGAS Tech3	KTM	1'31.030	8 1'30.562	14 1.319 0.162
24	6	S.BRADL	GER	HRC Test Team	HONDA	1'31.534	14 1'30.968	15 1.725 0.406

Pole Position Record:	2023	Francesco BAGNAIA	1'28.539	176.7 Km/h
Best Race Lap:	2023	Francesco BAGNAIA	1'29.840	174.2 Km/h
All Time Lap Record:	2024	Francesco BAGNAIA	1'28.508	176.8 Km/h

The results are provisional until the end of the limit for protest and appeals.

Time limit for protest expires 60' after publication of the results - Time:

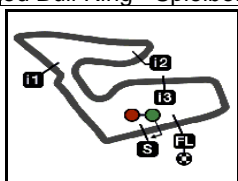
These data/results cannot be reproduced, stored and/or transmitted in whole or in part by any manner of electronic, mechanical, photocopying, recording, broadcasting or otherwise now known or herein after developed without the previous express consent by the copyright owner, except for reproduction in daily press and regular printed publications on sale to the public within 60 days of the event related to those data/results and always provided that copyright symbol appears together as follows below.

© DORNA, 2024

Official MotoGP Timing by **TISSOT**
www.motogp.com

Spielberg, Saturday, August 17, 2024





4348 m.

MOTORRAD GRAND PRIX VON ÖSTERREICH

Free Practice Nr. 2

Best Partial Times

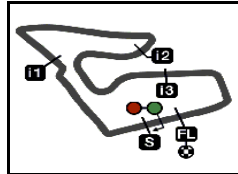
MotoGP™

IT Ideal Lap Time, sum of the best partial times

BT Best Lap Time

T1		T2		T3		T4				IT	BT	
Pos	Rider	Time	Rider	Time	Rider	Time	Rider	Time	Pos	Rider	IT	BT
1	M.MARQUEZ	24.262	P.ESPARGARO	24.763	A.MARQUEZ	23.541	M.VIÑALES	16.330	1	P.ESPARGAR	1'29.107	1'29.295 (2)
2	J.MARTIN	24.337	F.BAGNAIA	24.866	J.MARTIN	23.566	J.MARTIN	16.358	2	J.MARTIN	1'29.217	1'29.374 (4)
3	P.ESPARGARO	24.369	F.QUARTARARO	24.913	M.OLIVEIRA	23.601	F.BAGNAIA	16.360	3	F.BAGNAIA	1'29.226	1'29.243 (1)
4	F.BAGNAIA	24.396	M.MARQUEZ	24.936	F.BAGNAIA	23.604	P.ESPARGARO	16.362	4	M.MARQUEZ	1'29.253	1'29.344 (3)
5	P.ACOSTA	24.404	J.MARTIN	24.956	P.ESPARGARO	23.613	F.QUARTARARO	16.384	5	M.VIÑALES	1'29.403	1'29.520 (6)
6	F.QUARTARARO	24.419	M.VIÑALES	24.961	A.ESPARGARO	23.618	M.BEZZECCHI	16.412	6	F.QUARTARAR	1'29.476	1'29.516 (5)
7	M.VIÑALES	24.420	J.MILLER	24.966	M.MARQUEZ	23.642	M.MARQUEZ	16.413	7	A.MARQUEZ	1'29.640	1'29.640 (7)
8	A.MARQUEZ	24.480	M.BEZZECCHI	24.977	M.BEZZECCHI	23.661	M.OLIVEIRA	16.434	8	P.ACOSTA	1'29.674	1'29.808 (8)
9	M.OLIVEIRA	24.502	J.MIR	25.024	E.BASTIANINI	23.685	A.ESPARGARO	16.437	9	M.OLIVEIRA	1'29.677	1'29.903 (12)
10	J.MILLER	24.547	P.ACOSTA	25.027	M.VIÑALES	23.692	P.ACOSTA	16.450	10	J.MILLER	1'29.687	1'29.841 (10)
11	R.FERNANDEZ	24.558	E.BASTIANINI	25.080	J.MILLER	23.717	J.MILLER	16.457	11	M.BEZZECCHI	1'29.689	1'29.868 (11)
12	A.ESPARGARO	24.579	J.ZARCO	25.105	F.QUARTARARO	23.760	J.ZARCO	16.475	12	A.ESPARGAR	1'29.790	1'29.822 (9)
13	T.NAKAGAMI	24.608	F.MORBIDELLI	25.134	T.NAKAGAMI	23.764	A.MARQUEZ	16.484	13	E.BASTIANINI	1'29.887	1'29.908 (13)
14	F.MORBIDELLI	24.617	A.MARQUEZ	25.135	B.BINDER	23.767	E.BASTIANINI	16.488	14	J.ZARCO	1'30.011	1'30.114 (16)
15	J.MIR	24.619	M.OLIVEIRA	25.140	F.MORBIDELLI	23.784	L.SAVADORI	16.502	15	R.FERNANDEZ	1'30.075	1'30.112 (14)
16	J.ZARCO	24.625	B.BINDER	25.148	L.SAVADORI	23.789	A.RINS	16.508	16	F.MORBIDELLI	1'30.092	1'30.200 (17)
17	E.BASTIANINI	24.634	A.ESPARGARO	25.156	P.ACOSTA	23.793	L.MARINI	16.516	17	B.BINDER	1'30.105	1'30.290 (18)
18	B.BINDER	24.636	A.RINS	25.183	J.ZARCO	23.806	R.FERNANDEZ	16.520	18	J.MIR	1'30.106	1'30.113 (15)
19	M.BEZZECCHI	24.639	R.FERNANDEZ	25.188	R.FERNANDEZ	23.809	A.FERNANDEZ	16.537	19	T.NAKAGAMI	1'30.156	1'30.320 (19)
20	A.RINS	24.650	L.MARINI	25.202	L.MARINI	23.822	T.NAKAGAMI	16.541	20	A.RINS	1'30.219	1'30.342 (21)
21	L.SAVADORI	24.697	T.NAKAGAMI	25.243	A.RINS	23.878	B.BINDER	16.554	21	L.SAVADORI	1'30.271	1'30.338 (20)
22	A.FERNANDEZ	24.731	A.FERNANDEZ	25.255	J.MIR	23.888	F.MORBIDELLI	16.557	22	L.MARINI	1'30.281	1'30.400 (22)
23	L.MARINI	24.741	L.SAVADORI	25.283	A.FERNANDEZ	23.893	J.MIR	16.575	23	A.FERNANDEZ	1'30.416	1'30.562 (23)
24	S.BRADL	24.815	S.BRADL	25.394	S.BRADL	23.982	S.BRADL	16.649	24	S.BRADL	1'30.840	1'30.968 (24)

These data/results cannot be reproduced, stored and/or transmitted in whole or in part by any manner of electronic, mechanical, photocopying, recording, broadcasting or otherwise now known or herein after developed without the previous express consent by the copyright owner, except for reproduction in daily press and regular printed publications on sale to the public within 60 days of the event related to those data/results and always provided that copyright symbol appears together as follows below.
© DORNA, 2024



4348 m.

MOTORRAD GRAND PRIX VON ÖSTERREICH

Free Practice Nr. 2

Fastest Laps Sequence

<i>Practice Time</i>	 <i>Rider</i>	<i>Nation</i>	<i>Motorcycle</i>	<i>Time</i>	<i>Km/h</i>	<i>Rider's Lap</i>
3'14.156	44 Pol ESPARGARO	SPA	KTM	1'31.393	171.2	2
3'33.926	88 Miguel OLIVEIRA	POR	APRILIA	1'30.737	172.5	2
3'59.802	1 Francesco BAGNAIA	ITA	DUCATI	1'30.545	172.8	2
4'43.798	44 Pol ESPARGARO	SPA	KTM	1'29.642	174.6	3
5'29.351	1 Francesco BAGNAIA	ITA	DUCATI	1'29.549	174.7	3
6'13.205	44 Pol ESPARGARO	SPA	KTM	1'29.407	175.0	4
8'32.950	1 Francesco BAGNAIA	ITA	DUCATI	1'29.243	175.3	5

These data/results cannot be reproduced, stored and/or transmitted in whole or in part by any manner of electronic, mechanical, photocopying, recording, broadcasting or otherwise now known or herein after developed without the previous express consent by the copyright owner, except for reproduction in daily press and regular printed publications on sale to the public within 60 days of the event related to those data/results and always provided that copyright symbol appears together as follows below.

© DORNA, 2024

Official MotoGP Timing by TISSOT
www.motogp.com



Spielberg, Saturday, August 17, 2024